

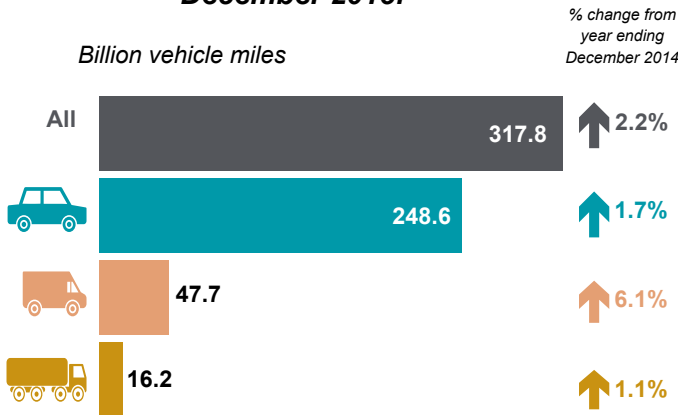
In the year ending December 2015 Motor Vehicle Traffic in Great Britain was

317.8 billion vehicle miles

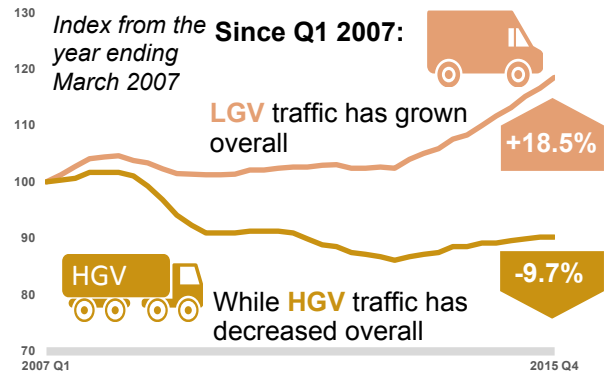
2.2% above the previous year

1.1% above the pre-recession peak in 2007

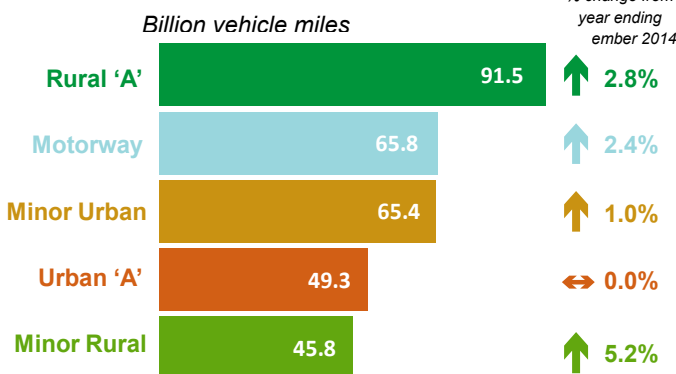
Vehicles *In the year ending December 2015:*



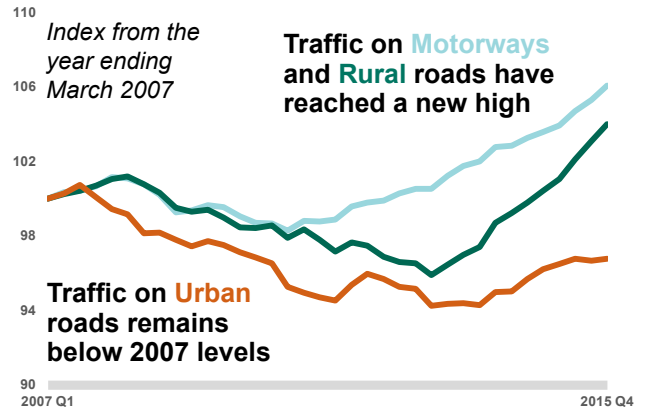
Longer term trends



Roads *In the year ending December 2015:*



Longer term trends



In context

Compared to the previous year:

GDP

+2.2%



Premium unleaded

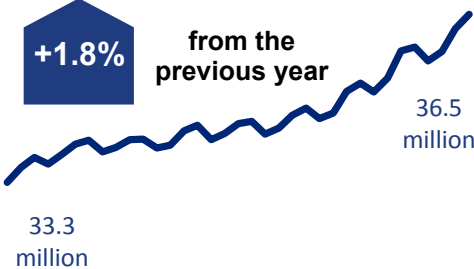
£ -16.3 p/litre

Licensed vehicles

In September 2015 there were 36.5 million vehicles licensed for use

+1.8%

from the previous year



Congestion

Average speed on local 'A' roads in England during the weekday morning peak:

23.4 mph

-2.9%

from the year ending December 2014