

Key to the MDR One Page Assessment Summaries

The MDR Assessment framework

The MDR Assessment Framework is made up of 16 separate **Assessment Questions**, which are grouped into 6 different areas, known as **Components**. The first three components together make up the '**Match with UK Priorities Index**'. Components four to six collectively make up the '**Organisational Strengths Index**'. The different parts of the MDR assessment framework are shown below.





Multilateral agencies were awarded a score between 0.5 and 4 for each of the 16 assessment questions, with scores taking half point values beginning at 0.5 and going up to 4 (i.e. 0.5, 1, 1.5, 2, 2.5, 3, 3.5, 4). Questions were assessed and scored using the labels shown below, chosen to suggest progression of performance.

Assessment Question Scores and Descriptors

Descriptor	Score
Strong	4
Satisfactory +	3.5
Satisfactory	3
Weak +	2.5
Weak	2
Unsatisfactory +	1.5
Unsatisfactory	1 or less

Assessment question scores were averaged together to produce scores for each agency for each of the six components; for its match with UK priorities; and for its organisational strengths. The formula used for calculating these component and index scores is shown within the MDR Assessment Framework diagram below. Unlike the assessment question scores, component and index scores were categorised using a four colour traffic light categorisation. The table below shows the thresholds chosen for each traffic light rating, along with the descriptor used.

Component and Index Scores and Descriptors

Descriptor	Traffic Light	Score
Very Good		3.01 to 4
Good		2.51 to 3.0
Adequate		2.01 to 2.5
Weak		0 to 2.0

DFID Funding Chart

The funding chart included on each summary assessment page shows DFID's latest published multilateral core and bilateral through multilateral Official Development Assistance (ODA) to the organisation, as included in our National Statistics release, 'Statistics on International Development'. This data is based on payments made in each calendar year.

UK Burden Share

This is the UK's latest burden share, and represents our core funding to the agency as a proportion of all of the core funding it received. Depending on the frequency with which we provide funding to the agency, the burden share could relate to a specific year, a biennium or to a particular replenishment. This has been made clear in the text.

MDR Assessment Framework Structure

Index	Component	Assessment Question
Match with UK Priorities (average of 1+2+3)	1. What it does (average of A+B)	A: Critical role: does the agency have a critical role in delivering DFID's Strategic Objectives, including achieving the Global Goals and improving resilience and response to crises?
		B: Comparative advantage: does the agency provide an advantage over UK bilateral aid?
	2. How it Delivers (average of C+D+E+F)	C: Partnership: does the agency work well with others to achieve UK and international development outcomes?
		D: Leave No-one Behind: does the agency take action to meet the Global Goal to leave no-one behind?
		E: Gender: does the agency ensure a suitable focus on girls and women in its policies, investment choices and partnerships?
	3. Where it works (average of G+H)	F: Climate: does the agency support 'climate smart' development , and resilience to disasters and other climate shocks?
		G: Geography and Resources: does the agency work in the right places for its particular role and mandate, informed by an appropriate graduation strategy?
		H: Performance in fragile states: does the agency perform well in fragile and conflict-affected states?

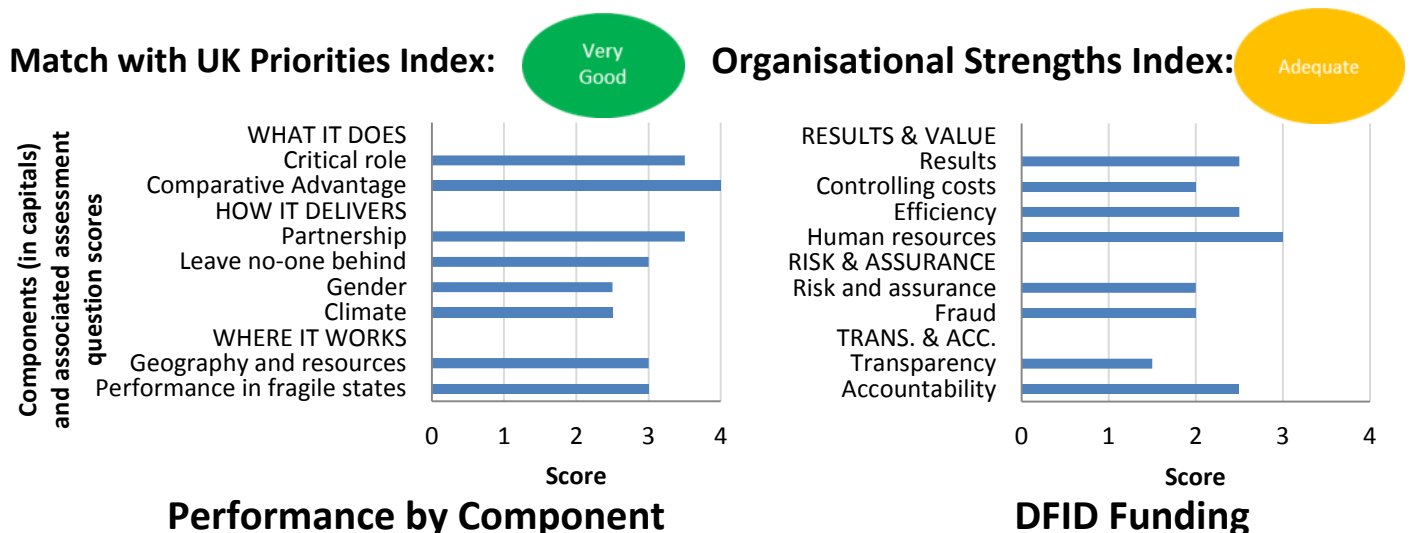
Index	Component	Assessment Question
Organisational strengths (average of 4+5+6)	4. Results and value (average of I+J+K+L)	I: Results: does the agency demonstrate delivery against results and objectives?
		J: Controlling Costs: does the agency take action to drive down costs to secure value for money?
		K: Efficiency: does the agency demonstrate efficiency in managing its operations and programme and investment choices?
		L: Human Resources: does the agency deploy Human Resources for maximum impact?
	5. Risk and assurance (average of M+N)	M: Risk and assurance: does the agency promote risk management and assurance in its corporate governance?
		N: Fraud: does the agency prevent, detect and take sanctions against fraud and corruption?
	6. Transparency and accountability (average of O+P)	O: Transparency: does the agency strive to exceed global aid transparency standards?
		P: Accountability: Is the agency accountable to partner governments or clients and beneficiaries through all of its work?

Central Emergency Response Fund (CERF)

Assessment Summary: CERF fills a crucial gap in the international system by providing rapid initial funding for life-saving assistance at the onset of humanitarian crises, and support for poorly funded, essential humanitarian response operations. It benefits from a clear mandate and strong leadership and is well administered. The size of the CERF and its operating model - funding only UN agencies and the International Organisation for Migration on a reactive basis – does place limits on its effectiveness and ultimately its impact.

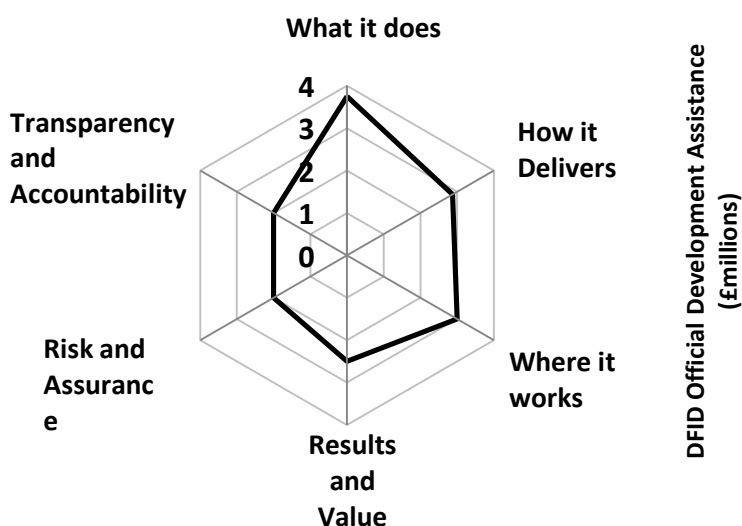
Areas the CERF could look to improve on include its approach to ensuring resources are appropriately focused on girls and women, and used in a 'climate smart' way. Evidence of the impact of its approach to risk management, including how it tackles fraud and corruption, are also areas to strengthen.

CERF has made progress against the reform priorities that were identified in the 2013 MAR Update by continuing to improve its results reporting and enhance the accountability of its implementing partners through a Performance and Accountability Framework (PAF). Some progress has been made in reducing fund disbursement times from UN agencies to implementing partners but this remains a challenge.



Performance by Component

DFID Funding



UK Engagement: The UK's commitment to, and engagement with, CERF is longstanding. The UK has contributed over \$855 million in total (approximately £525 million) since 2006 when CERF was established. The UK committed, through the 2011 MAR, to provide up to £210 million of core funding from 2011-15 to CERF. In 2014 the UK contributed £69 million, which represented 27.3% of CERF funding in that period.