



CONDITIONS OF RELEASE

- 1 ~~This information is released by the UK Government for Defence purposes only.~~
- 2 ~~This information must be afforded the same degree of protection as that afforded to information of an equivalent security marking originated by the recipient Government or as required by the recipient Government's National Security regulations.~~
- 3 ~~This information may be disclosed only within the Defence Department of the recipient Government, except as otherwise authorised by the Ministry of Defence (Army).~~
- 4 This information may be subject to privately owned rights.

**SHELTER, COMMAND POST
2.7 M x 2.7 M (9 FT x 9 FT) MK 3**

NSN 8340-99-152-8873

ILLUSTRATED PARTS CATALOGUE (IPC)

~~THIS DOCUMENT IS THE PROPERTY OF HER BRITANNIC MAJESTY'S GOVERNMENT, and is issued for the information of such persons only as need to know its contents in the course of their official duties. Any person finding this document should hand it to a British forces unit or to a police station for its safe return to the MINISTRY OF DEFENCE, D Def Sy, MAIN BUILDING, WHITEHALL, LONDON SW1A 2HB, with particulars of how and where found. THE UNAUTHORISED RETENTION OR DESTRUCTION OF THIS DOCUMENT MAY BE AN OFFENCE UNDER THE OFFICIAL SECRETS ACTS OF 1911-1989. (When released to persons outside Government service this document is issued on a personal basis and the recipient to whom it may be entrusted in confidence, within the provisions of the Official Secrets Acts 1911-1989, is personally responsible for its safe custody and for seeing that its contents are disclosed only to authorized persons).~~

Sponsored for use

in the

UNITED KINGDOM MINISTRY OF DEFENCE AND ARMED FORCES

by the

DEFENCE EQUIPMENT AND SUPPORT ORGANISATION

AMENDMENT RECORD

Amdt No	Incorporated By (Signature)	Date
1		
2		
3		
4		
5		
6		
7		
8		
9		
10		
11		
12		
13		
14		
15		
16		
17		
18		
19		
20		
21		
22		
23		
24		
25		
26		
27		
28		
29		
30		
31		

Amdt No	Incorporated By (Signature)	Date
32		
33		
34		
35		
36		
37		
38		
39		
40		
41		
42		
43		
44		
45		
46		
47		
48		
49		
50		
51		
52		
53		
54		
55		
56		
57		
58		
59		
60		
61		
62		

CONTENTS

	Page
PRELIMINARY MATERIAL	
Front cover (title page)	(i)/(ii)
Amendment record sheet	(iii)/(iv)
Contents (this list)	(v)
PREFACE	(vi)
Introduction	(vi)
Instructions for use by Units	(vi)
Initial issues	(vi)
In lieu items	(vii)
General Notes	(vii)
Amendments	(vii)
Indentations	(vii)
Related and associated publications	(vii)
Related publications	(vii)
Associated publications	(viii)
Abbreviations	(ix)
Warnings and Cautions	(xii)
Comment on AESP	Final leaf

COMPLETE EQUIPMENT SCHEDULE (CES)

Chapter

1	General Information
2	Complete Equipment Schedule
2-1	Main items
3	Indexes
3-1	Index of NATO Stock Numbers to Chapter, Figure and Item Numbers
3-2	Index of Manufacturers Part/drawing Numbers to Chapter, Figure and Item Numbers
3-3	Not issued
3-4	Not issued

PREFACE

Sponsor: DEC ELS
Publication Agency: DE&S
ECI IPT

INTRODUCTION

1 Service users should forward any comments on this publication through the channels prescribed in AESP 0100-P-011-013. An AESP Form 10 is provided at the end of the preliminary pages; it should be photocopied and used for forwarding comments on this AESP.

2 AESPs are issued under Defence Council authority and where AESPs specify action to be taken, the AESP will of itself be sufficient authority for such action and also for the demanding of the necessary stores, subject to the provisions of Para 3 below.

3 The subject matter of this publication may be affected by Defence Instruction Notices (DINs), Standing Operating Procedures (SOPs) or by local regulations. When any such Instruction, Order or Regulation contradicts any portion of this publication it is to be taken as the overriding authority.

4 The subject matter of this publication details information specific to Tent, Shelter, Command Post 2.7 M x 2.7 M (9 FT x 9 FT) MK 3

5 This Illustrated Parts Catalogue (IPC) is designed as an aid to the identification of components, parts or assemblies of parts of the equipment and to provide information necessary for demanding spares.

6 This IPC may list some or all of the parts comprising the equipment concerned, but only those parts assigned a NATO Stock Number, Service Catalogue or Reference Number will normally be available as spares. Should there be a requirement for an item not assigned a number, demands may be submitted quoting the AESP, Item Number, Figure Reference and Item Name. Where a manufacturers reference is known, this should also be quoted.

Instructions for use by Units

7 Detailed instructions for use by Units are given in JSP336.

Initial issues

8 Initial issues as detailed below:

8.1 One copy of the IPC will be attached to the Unit's copy of the issue voucher and one further copy to accompany every equipment.

8.2 Deficiencies (if any) will be enfaced on the covering issue voucher by reference to the Serial Number of the items listed in the simple IPC.

8.3 'To follow' vouchers will not be created.

8.4 All items listed in the CES can be issued separately. If any listed herein becomes unserviceable it should be extracted and exchanged and the equipment retained pending receipt. Transfers between equipment holders should normally be complete to IPC.

In lieu items

9 Authorised 'In lieu' items held against this IPC will not be replaced until such time as they are no longer serviceable. When replacement becomes necessary the correct item, as listed in the IPC, will be demanded.

General Notes

10 Certain items may be annotated as follows:

10.1 (C) – This code indicates the Accounting Classification of the item. C (Consumable) items are formally receipted and issued for consumption.

10.2 (X) – ESSENTIAL ITEMS without which the RLC will not issue the equipment.

10.3 (P) – This code indicates the Accounting Classification of the item. P (Permanent) are subject to formal condemnation action (AFG1043).

10.4 (NI) – (Not illustrated) when appearing with a number in the 'Fig Item' column indicates that the item is not illustrated.

10.5 (NIV) – (Not in Vocabulary) indicates that the item is not available within the Stores System.

Amendments

11 Amendments to the catalogue will be published as and when necessary. The amendments will be numbered consecutively, and the Amendment record sheet is to be completed for each amendment list embodied. New or amended material will be highlighted by side lining to show the extent of the amendment.

Indentations

12 Items are listed in a logical assembly/disassembly order and are indented by the 'Dot System' in which each 'dot' depicts the relationship of the item to the main assembly.

MAIN ASSEMBLY

Attaching parts for main assembly.

- . FIRST LEVEL OF BREAKDOWN (Sub-assembly or part of main assembly)
- . Attaching parts for first level.

- . . SECOND LEVEL OF BREAKDOWN (Sub-sub-assembly or detail part of Sub-assembly)
- . . Attaching parts for second level.

Description

13 The item Description and Annotation Block is also to convey additional information to the IPC user, which will appear in brackets i.e. related location detail, e.g. another AESP or Chapter/Item within this AESP.

RELATED AND ASSOCIATED PUBLICATIONS**Related publications**

14 The octad for the subject equipment consists of all the categories shown in Table 1. All references are prefixed with the first eight digits of this publication. The availability of the publications can be checked by reference to the relevant Group Index in AESP 0100-A-001-013.

TABLE 1 RELATED PUBLICATIONS

Category/Sub-Category		Information Level				
		1 User/Operator	2 Unit Maintenance	3 Field Maintenance	4 Base Maintenance	
1	0	Purpose and Planning Information	101	101	101	101
	1	Equipment Support Policy Directives	*	*	*	*
2	0	Operating Information	201	*	*	*
	1	Aide Memoire	*	*	*	*
	2	Training Aids	*	*	*	*
3		Technical Description	*	*	*	*
4	1	Installation Instructions	*	*	*	*
	2	Preparation for Special Environments	*	*	*	*
5	1	Failure Diagnosis	*	*	*	*
	2	Repair Instructions	*	*	*	*
	3	Inspection Standards	*	*	*	*
	4	Calibration Procedures	*	*	*	*
6		Maintenance Schedules	201	*	*	*
7	1	Illustrated Parts Catalogues	711	711	711	711
	2	Commercial Parts Lists	*	*	*	*
	3	Complete Equipment Schedule, Production		*	*	*
	4	Complete Equipment Schedule, Service Edition (Simple Equipment)	741	741	741	741
	5	Complete Equipment Schedule, Service Edition (Complex Equipment)	*	*	*	*
8	1	Modification Instructions	*	*	*	*
	2	General Instructions, Special Technical Instructions and Servicing Instructions	*	*	*	*
	3	Service Engineered Modification Instructions (RAF only)	*	*	*	*

* Category/Sub-category not published.

Associated publications

15 The following publications are associated with this AESP octad.

<u>Reference</u>	<u>Title</u>
NONE	

ABBREVIATIONS

16 The following abbreviations are used in this AESP.

<u>Abbreviation</u>	<u>Nomenclature</u>
AESP	Army Equipment Support Publication
IPC	Illustrated Parts Catalogue
DIN	Defence Instruction Notices
NI	Not Illustrated
NIV	Not In Vocabulary
SOP	Standard Operating Procedures

WARNINGS AND CAUTIONS

HAZARDOUS SUBSTANCES

17 Before using any hazardous substances or material, the user must be conversant with the safety precautions and first aid instructions:

- 17.1 On the label of the container it was supplied in.
- 17.2 On the material Safety Data Sheet.
- 17.3 In local Safety Orders and Regulations.

WARNING

PERSONNEL INJURY/HEAVY WEIGHT. MINIMUM PERSONNEL NUMBERS REQUIRED TO LIFT OR MOVE EACH SHELTER SHOULD BE OBSERVED.

CHAPTER 1

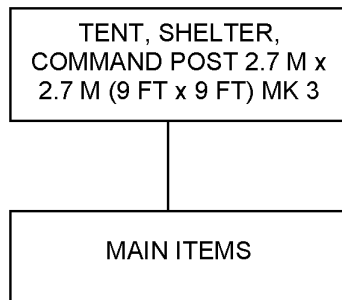
GENERAL INFORMATION

CONTENTS

	Page
Frontispiece	1
Family Tree	2
Index of Main Assemblies	3/4



Frontispiece Tent, Shelter, Command Post 2.7 m x 2.7 m (9ft x 9 ft) mk3



Family Tree

IPC

Fig. No Item No	DMC NSCM	Army NSN Part Number	Item Description and Annotations	No Off D of Q	Quantity of Issue
0	J11	8340-99-152-8873	TENT, SHELTER, COMMAND POST 2.7 M x 2.7 M (9 FT x 9 FT) MK 3	1	
1			.MAIN ITEMS (SEE CHAPTER 2-1)	N/A	

CHAPTER 2

ILLUSTRATED PARTS CATALOGUE

CONTENTS

Chapter

2-1 Main items

CHAPTER 2-1

ILLUSTRATED PARTS CATALOGUE (IPC)

MAIN ITEMS

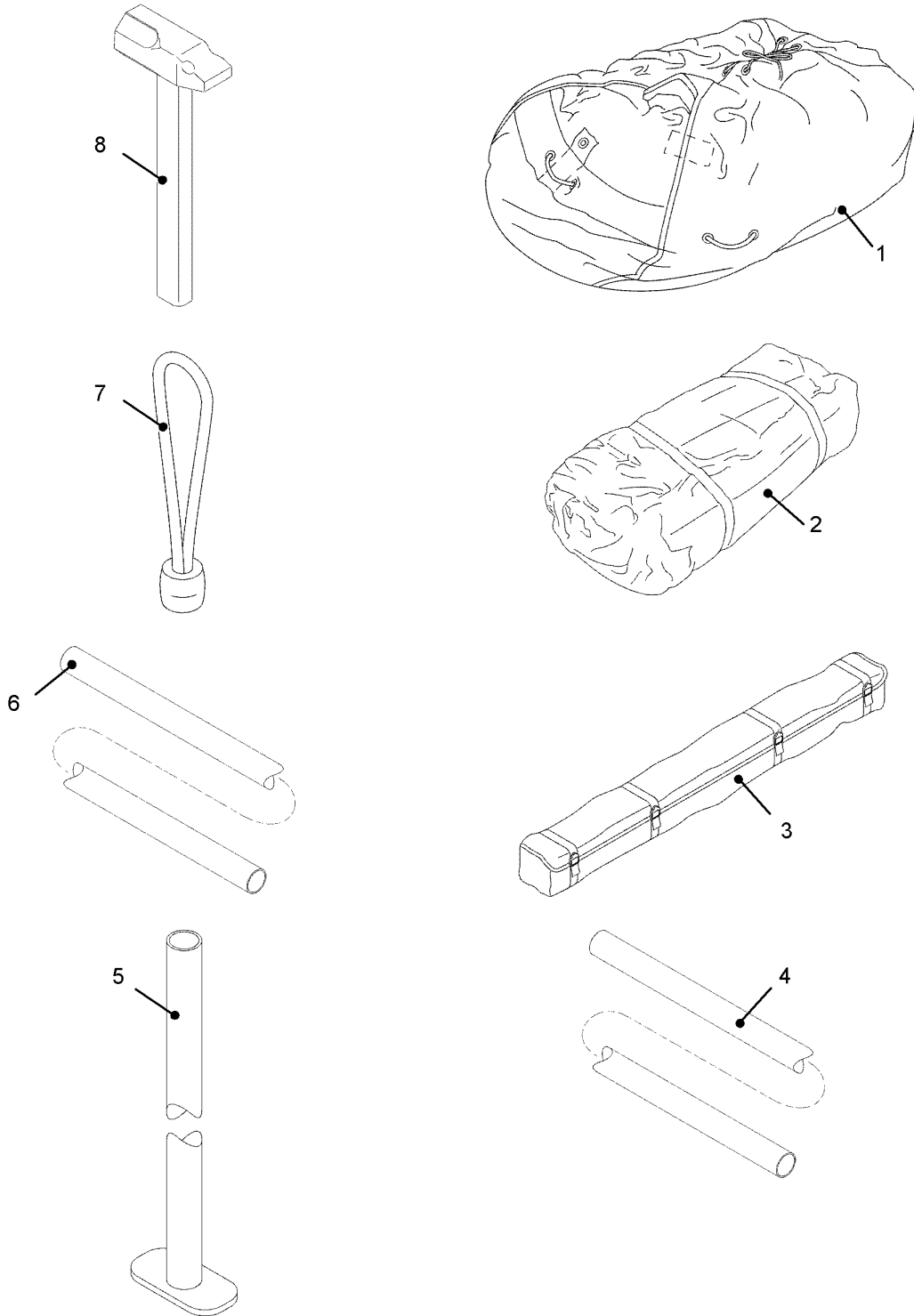


Fig 1 sheet 1 Tent, Shelter, Command Post 2.7 M x 2.7 M (9 FT x 9 FT) MK 3

CES

Fig. No Item No	DMC NSCM	Army NSN Part Number	Item Description and Annotations	No Off D of Q	Quantity on Issue
1 0	J11	8340-99-152-8873	TENT, SHELTER, COMMAND POST 2.7 M x 2.7 M (9 FT x 9 FT) MK 3	REF	
1	J11	8340-99-212-1648	. VALISE OF SHELTERS	1 EA	
2	J11	8340-99-865-2130.	. CANVAS, SHELTER MK 3	1 EA	
3	J11	8340-99-488-6307	. VALISE 12 x 12 POLE	1 EA	
4	J11	8340-99-120-6657	. . ROOF MEMBER, RIDGE AND EAVE	6 EA	
5	J11	8340-99-122-6575	. . WALL MEMBER	4 EA	
6	J11	8340-99-120-6658	. . ROOF MEMBER, RAFTER	4 EA	
NI	J11	8340-99-666-1497	. WALL MEMBER, ADAPTOR	4 EA	
7	J11	8340-99-865-3035	. TENSIONER, LINER AND GROUNDSHEET	10 EA	
8	F1	5120-99-910-4703	. HAMMER, HAND	1 EA	

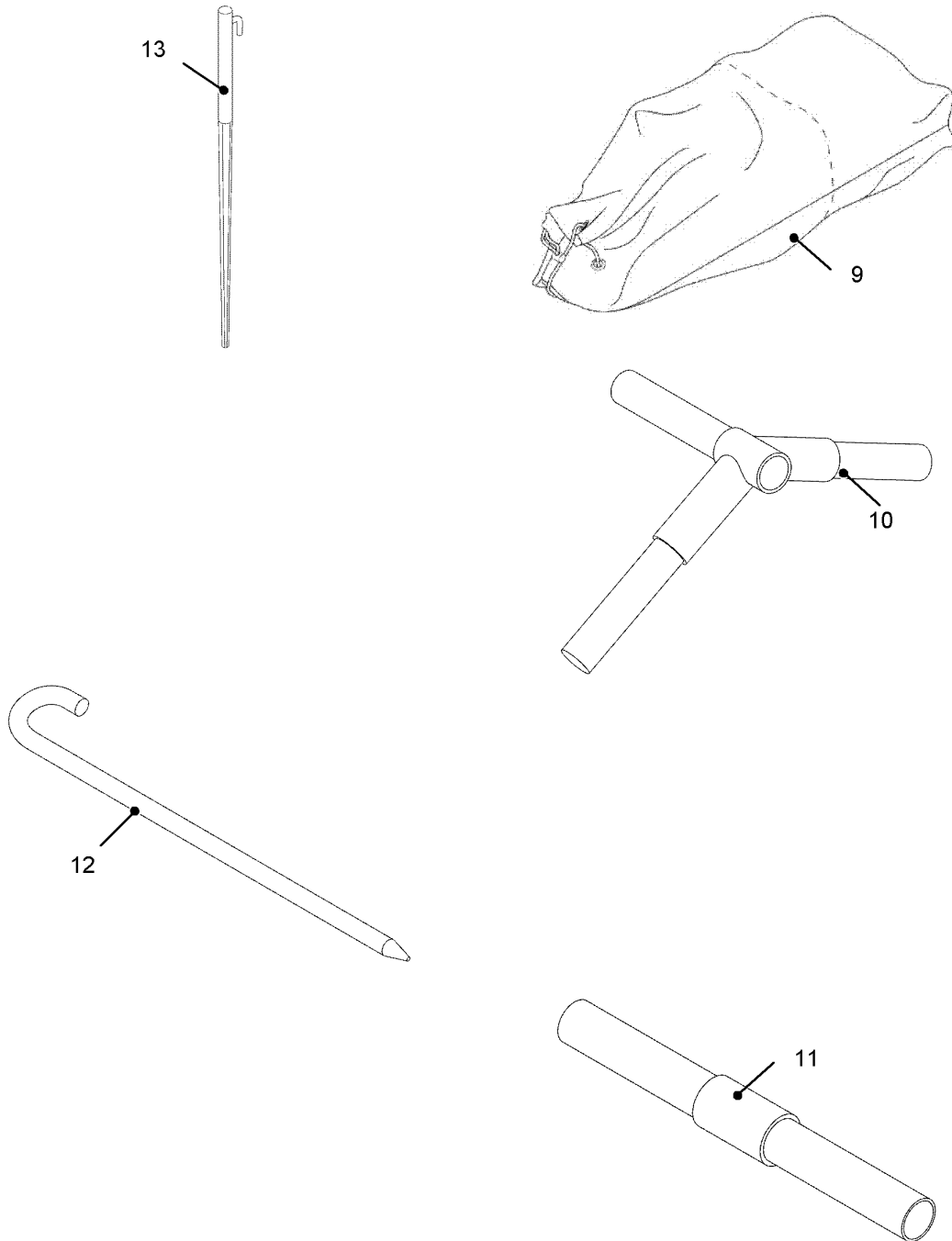


Fig 1 sheet 2 Tent, Shelter, Command Post 2.7 M x 2.7 M (9 FT x 9 FT) MK 3

CES

Fig. No	Item No	DMC NSCM	Army NSN Part Number	Item Description and Annotations	No Off D of Q	Quantity on Issue
1	9	J11	8340-99-499-9176	. BAG, SHELTER, PINS/BRACKETS	1 EA	
	10	J11	8340-99-120-6661	. . FRAME, SHELTER BRACKET END	6 EA	
	11	J11	8340-99-122-6574	. . FRAME, SHELTER CONNECTOR	3 EA	
	12	J11	8340-99-132-0028	. . PIN, TENT 300 MM LONG	20 EA	
	13	J11	8340-99-137-3895	. . PIN, TENT 400 MM STEEL	18 EA	

CHAPTER 3

INDEXES

CONTENTS

Para

- 1 Introduction

Chapter

- 3-1 Index of NATO stock numbers to chapter, figure and item numbers
- 3-2 Index of manufacturers' part/drawing numbers to chapter, figure and item numbers
- 3-3 Not issued
- 3-4 Not issued

INTRODUCTION

- 1 This Chapter identifies the indexes provided in support to the main parts list.

CHAPTER 3-1

**INDEX OF NATO STOCK NUMBERS
TO
CHAPTER, FIGURE AND ITEM NUMBERS**

CONTENTS

	Page
Index pages	3/4

**INDEX OF NATO STOCK NUMBERS
TO
CHAPTER, FIGURE AND ITEM NUMBERS**

Nato Stock Number	Chapter 2- Sub-Chap	Fig & Item	Nato Stock Number	Chapter 2- Sub-Chap	Fig & Item
8340-99-152-8873	2-1	1-0			
8340-99-212-1648	2-1	1-1			
8340-99-488-6307	2-1	1-3			
8340-99-865-2130	2-1	1-2			
8340-99-120-6661	2-1	1-10			
8340-99-122-6574	2-1	1-11			
8340-99-120-6658	2-1	1-4			
8340-99-120-6657	2-1	1-6			
8340-99-122-6575	2-1	1-5			
8340-99-132-0028	2-1	1-12			
8340-99-137-3895	2-1	1-13			
8340-99-865-3035	2-1	1-7			
8340-99-666-1497	2-1	NI			
5120-99-910-4703	2-1	1-8			
8340-99-499-9176	2-1	1-9			

CHAPTER 3-2

INDEX OF MANUFACTURERS' PART/DRAWING NUMBERS

TO

CHAPTER, FIGURE AND ITEM NUMBERS

CONTENTS

	Page
Index pages	3/4

INDEX OF MANUFACTURERS' PART/DRAWING NUMBERS

TO

CHAPTER, FIGURE AND ITEM NUMBERS

Manufacturers Part or Dwg Numbers	Chapter 2- Sub-Chap	Fig & Item	Manufacturers Part or Dwg Numbers	Chapter 2- Sub-Chap	Fig & Item

COMMENT(S) ON AESP*

To: Camp Systems
ECI IPT
Defence Equipment and Support
Yew 1a # 1141
MOD Abbey Wood Bristol BS34 8JH

From:

Senders Reference	BIN Number	Date
AESP* Title: ILLUSTRATED PARTS CATALOGUE (IPC)		
Chapter(s)/Instruction	Page(s)/Paragraph(s)	
If you require more space please use the reverse of this form or a separate piece of paper. Comment(s): 		

Signed: Telephone No:

Name (Capitals): Rank/Grade: Date:

✂

FOR AESP* SPONSOR USE ONLY

To: From:

.....

.....

Thank you for commenting on AESP 8340-C-112-711

Your reference: Date:

Action is being taken to:	Tick		Tick
Issue a revised/amended AESP*		Under investigation	
Incorporate comment(s) in future amendments		No action required	
Remarks			

Signed: Telephone No:

Name (Capitals): Rank/Grade: Date:

* AESP or EMER