

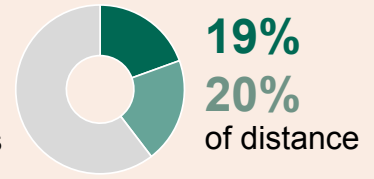
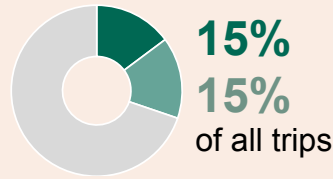


278 leisure trips per person per year on average in 2014

2,570 average miles per person per year travelled for leisure

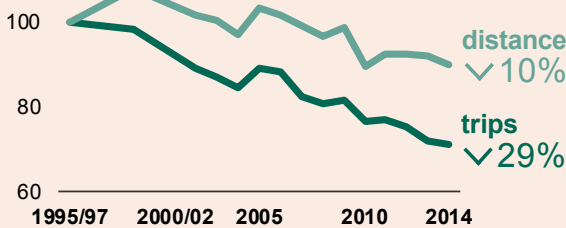
29 minutes per leisure trip on average

Visiting friends accounts for around half of leisure trips and mileage; **other leisure** includes entertainment, sport and holidays.

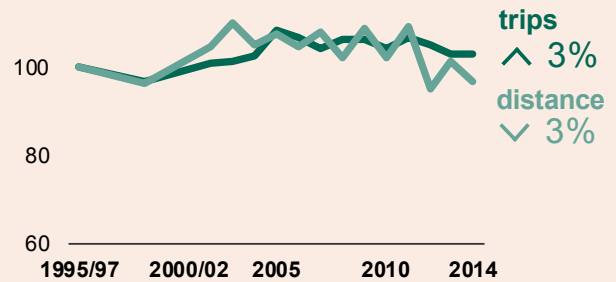


Trends Trends in trips and distance from 1995/97 to 2014 (index: 1995/97=100)

Visiting friends



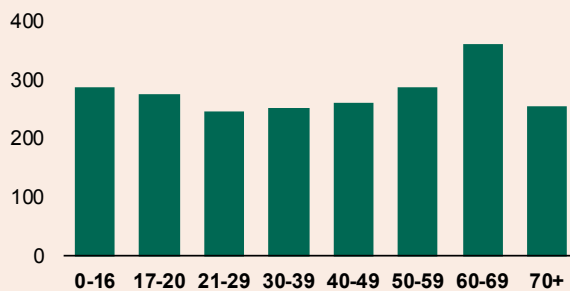
Other leisure



Age

The number of leisure trips varies relatively little with age, but peaks for the 60-69 year old group.

Trips per person per year, 2014



Gender

Men and women make similar numbers of leisure trips per year on average



'Other leisure' trips

Entertainment and sport

65 trips

7 miles long on average

Other (inc. just to walk)

39 trips

1 mile long on average

Day trips

29 trips

13 miles long on average

Holidays (to holiday base)

9 trips

46 miles long on average

Leisure trips in the NTS

Leisure trips include trips to visit friends (at home or elsewhere), for entertainment, sport, and holidays and day trips (travel within Great Britain only). They also include walking trips which are made for no purpose other than to walk.

Related data sources

The Office for National Statistics publish statistics on [tourism](#) which includes international travel by UK residents.

Day of week

