



Companies House

# Statistical release

Incorporated companies in the United Kingdom — February 2015

**Coverage:** All incorporated companies, including Limited Liability Partnerships.  
**Geographical areas:** UK, constituent countries.  
**Next publication date:** April 2015

March 2015



© Crown copyright 2015

You may re-use this information (excluding logos) free of charge in any format or medium, under the terms of the Open Government Licence v.2. To view this licence visit [www.nationalarchives.gov.uk/doc/open-government-licence/version/2/](http://www.nationalarchives.gov.uk/doc/open-government-licence/version/2/) or email: [PSI@nationalarchives.gsi.gov.uk](mailto:PSI@nationalarchives.gsi.gov.uk)

The material must be acknowledged as Crown copyright and you must give the title of the source document/publication. Where third party material has been identified, permission from the respective copyright holder must be sought.

This publication is available at: [www.gov.uk/companieshouse](http://www.gov.uk/companieshouse)

Any enquiries regarding this publication should be sent to us at: Companies House, Crown Way, Cardiff, CF14 3UZ or email: [enquiries@companieshouse.gov.uk](mailto:enquiries@companieshouse.gov.uk)

Alternative format versions of this report are available on request from: [www.enquiries@companieshouse.gov.uk](mailto:www.enquiries@companieshouse.gov.uk)

Companies House is an Executive Agency of the Department for Business, Innovation and Skills (BIS).

# Contents

<b>1. Introduction</b>	<b>4</b>
Key Points	4
<b>2. Incorporated companies</b>	<b>5</b>
The growth in incorporated companies	8
Company insolvencies	8
Other Companies House statistics	8
<b>3. Background notes</b>	<b>10</b>
Definitions	10
Reviewing Companies House statistics	10
Release timetable	10
Revisions to these statistics	11
Accessibility	11
Publication schedule and timeliness	11
Coverage	11
Use and users	11
Quality	12
Coherence	12

# 1. Introduction

This release provides information about the company population in the United Kingdom. A company is defined here as a specific form of Company formed under the Companies Act 2006<sup>1</sup>. Companies are registered at Companies House regardless of whether they go on to trade actively. It includes information on the population size and how the population has changed over a calendar month.

The statistics in this release include the total number of incorporated companies, the number newly incorporated, the number of companies that were dissolved, as well as information on company insolvencies. The release focuses on the headline messages for the UK companies (excluding Limited Liability Partnerships), with more information (including Limited Liability Partnerships) contained in the supplementary tables that accompany the release.

Companies House is currently reviewing its statistics. The review has led to the changes to this release, which brings together the monthly Company Register statistics and workload statistics published on Companies House website. Companies House would welcome any comments on the changes to the releases.

## Key Points

- In the United Kingdom in February, there were 51,596 Incorporations and 28,355 dissolutions causing the number of companies on the Total Register to reach 3,440,919.
- Between 1979 and 2015<sup>2</sup>, incorporations have increased from 66,500 to 533,000 per 12 months and dissolutions from 25,700 to 332,300 per 12 months. Over the same period, the number of incorporated companies on the Total and Effective Registers have increased by over 2 million.
- In the UK in February 2015, there were 1,926 company liquidations and 228 insolvency proceedings notifications, with 80,692 companies in the process of Insolvency at the end of February 2015.

---

1. Companies Act 2006 companies are defined in the Definitions section of the background notes.

2. Reporting periods from 1986/87 to 2013/14 are reporting financial years (1 April - 31 March). Earlier years 1979 - 1986 are reporting calendar years (1 January - 31 December).

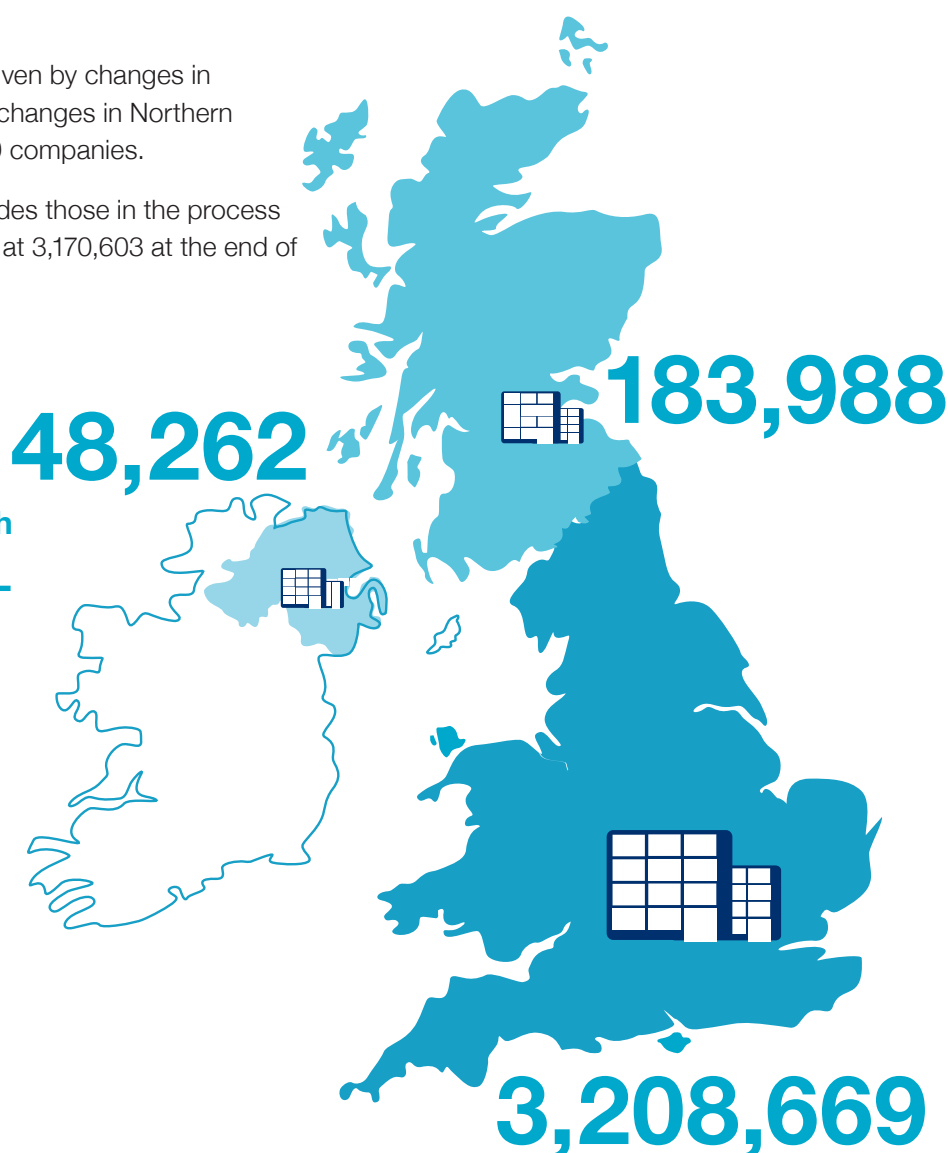

## 2. Incorporated companies

In the United Kingdom in February, there were 51,596 incorporations and 28,355 dissolutions causing the number of companies on the Total Register – including those in the process of dissolution or liquidation (270,316) – to reach 3,440,919.

This was an increase of 23,647 driven by changes in England and Wales (21,828), with changes in Northern Ireland and Scotland adding 1,819 companies.

The Effective register, which excludes those in the process of liquidation or dissolution, stood at 3,170,603 at the end of the month.

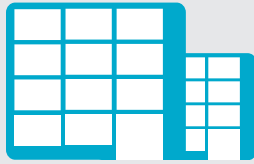
### Total Register size of each registry – February 2015



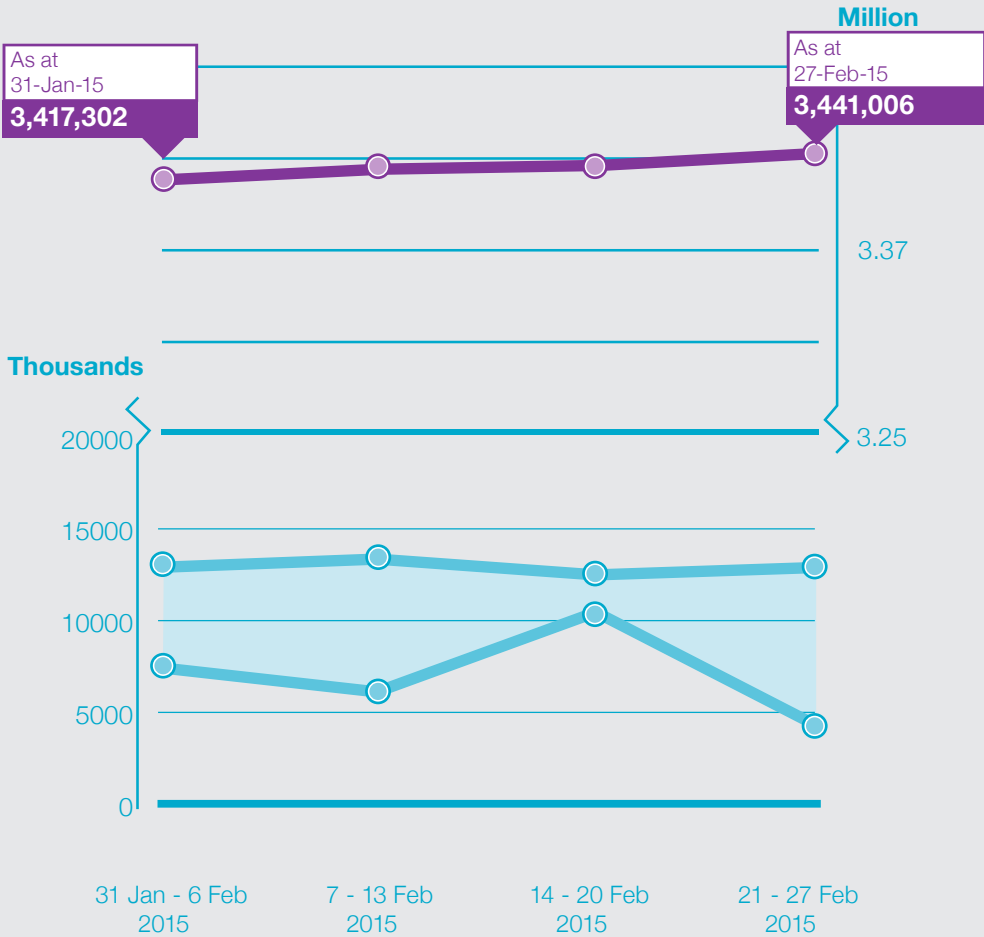
Source: Incorporated companies in the United Kingdom February 2015 Companies House.

# TOTAL REGISTER ACTIVITY

## Weekly activity



As at 27-Feb-15  
**Total Register size**  
**3,441,006**



**Weekly change in the Total Register, 31 January - 27 February 2015, UK (Chart 1)**

- UK Total Register size
- New companies incorporated
- Companies dissolved

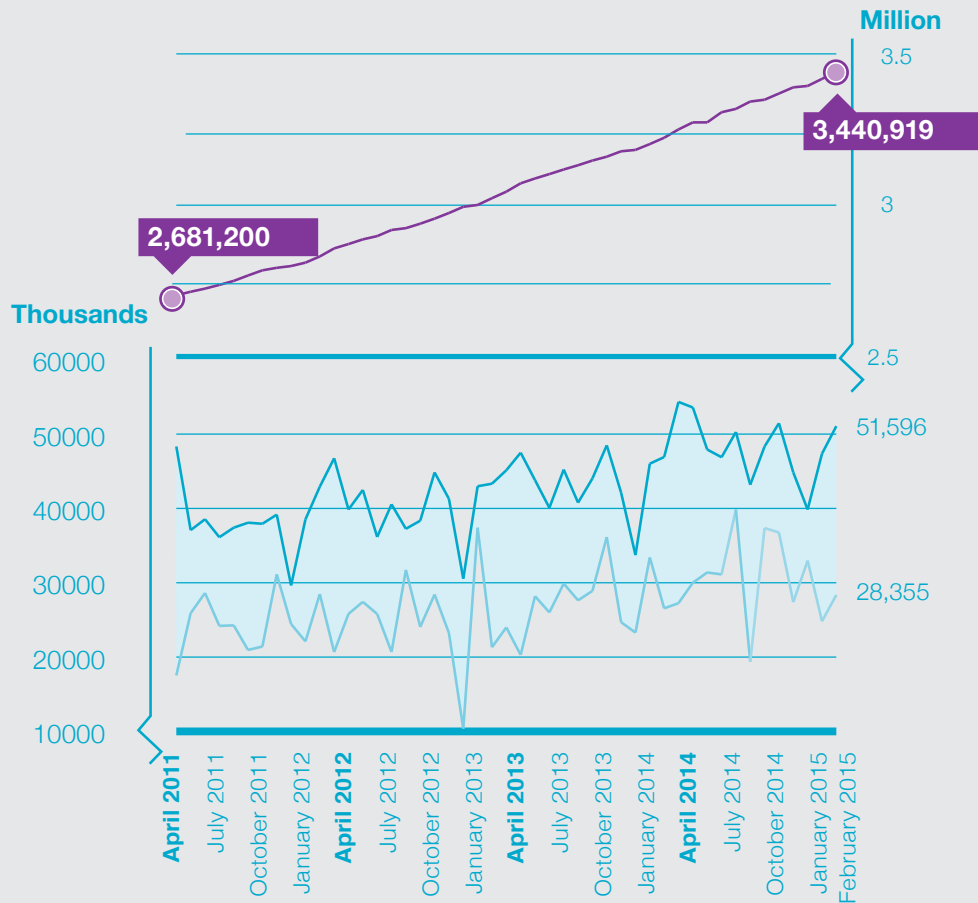
Source: Incorporated companies in the United Kingdom February 2015 Companies House.

# TOTAL REGISTER ACTIVITY Over 3 years

April 2011 – February 2015



Total Register size increase  
**+759,719**



**Change in the Total Register, April 2011 - February 2015, UK (Chart 2)**

- UK Total Register size
- New companies incorporated
- Companies dissolved

Source: Incorporated companies in the United Kingdom February 2015 Companies House.

March and April tend to mark the annual peak for company incorporations. Historically, on average 9.0% of incorporations occur in February. Dissolutions remain relatively stable over the course of the year. The number of incorporations and dissolutions fluctuate annually, but the number of each has generally been increasing over time. The numbers of incorporations and dissolutions in a year have seen large increases between January 1979 and March 2014: Incorporations have increased from 66,500 to 533,000 and dissolutions from 25,700 to 332,300<sup>1</sup>.

## The growth in incorporated companies

Between 1979 and 2014, the Total and the Effective register have increased by over 2 million companies.<sup>2</sup> Over this time, the Total register has increased annually for 31 of the 35 years. Over the same period, the Effective register has increased annually for 29 of the last 35 years. The most recent decline in the Great Britain Effective register occurred in 2008/09 (157,700) and a year later for the Great Britain Total register (128,300). 2009/10 was a year of significant change for the Register:

- the Northern Ireland Register was included to create a UK Register;
- there was a change in the administrative system that forms the register; and,
- there was a purge to remove companies that had spent an extended period in the process of dissolution or liquidation.

These changes may have had an impact on the size of the Total and Effective Register.

## Company insolvencies

In February 2015, there were 1,926 company liquidations in the UK. Over 45% (875) of these liquidations were creditors' voluntary liquidations. In addition, there were 228 insolvency proceedings notifications, of which 61.0% (139) had administrators appointed closing the month with 80,692 companies in the UK that were in the process of insolvency. More detail about insolvency statistics is provided by the [Insolvency Service](#)<sup>3</sup>, including information on company liquidations and individual insolvencies.

## Other Companies House statistics

A range of other statistics are included in the tables that accompany this release, including:

- Companies House workload statistics:
  - Documents accepted by Companies House by type.
  - Disputes and complaints.
  - Proportion of documents filed electronically.
- Filing compliance rates.
- Volume of searches of the register.

---

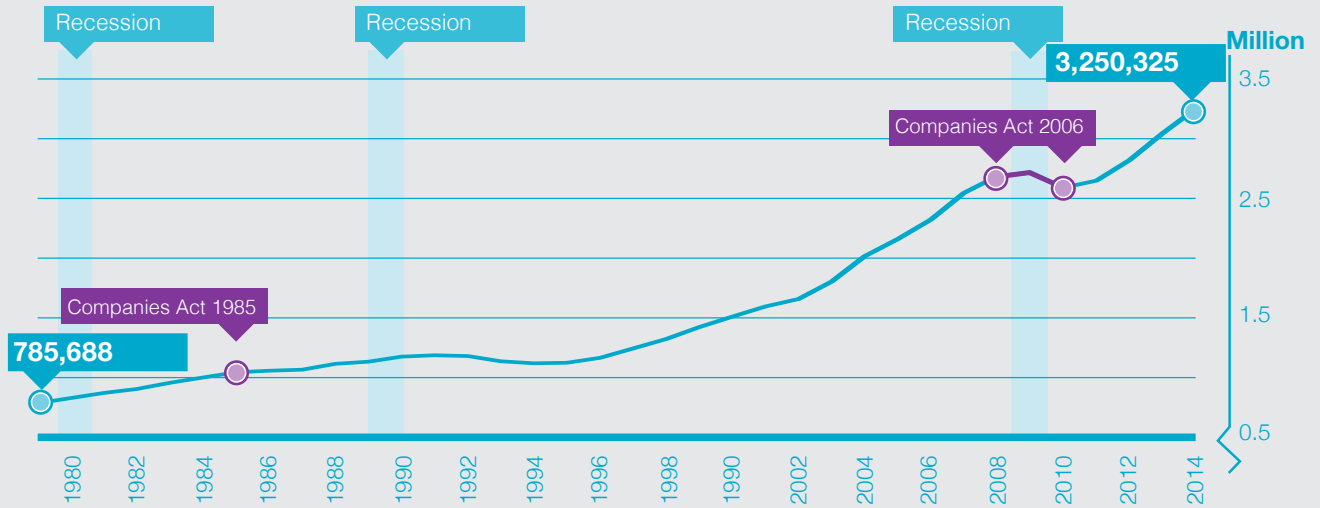
1. Statistics for 1979 are for Great Britain. In October 2009 the Northern Ireland Register merged with the register for Great Britain to create a UK Register. UK figures are from 2009/10 onwards. In Great Britain in 2009/10, incorporations and dissolutions were 362,317 and 508,512 respectively. In Northern Ireland in 2009/10, incorporations and dissolutions were 3,332 and 1,199 respectively. Reporting periods from 1986/87 to 2013/14 are reporting financial years (1 April - 31 March). Earlier years 1979 - 1986 are reporting calendar years (1 January - 31 December).

2. Statistics for 1979 are for Great Britain. In October 2009 the Northern Ireland Register merged with the Register for Great Britain to create a UK Register. UK figures are from 2009/10 onwards. In March 2009, the Total Register and Effective Register for Northern Ireland were 40,003 and 34,706 respectively. For Great Britain, as at 31 March 2010, the Total Register and Effective Register were 2,589,881 and 2,324,392 respectively.

3. [www.gov.uk/government/collections/insolvency-service-official-statistics](http://www.gov.uk/government/collections/insolvency-service-official-statistics)



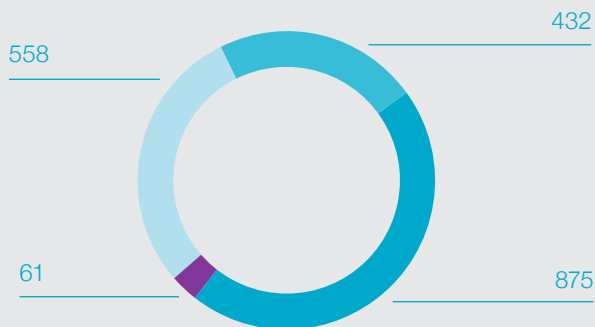
# TOTAL REGISTER Over 35 Years



## Total Register size 1979 - 2015, UK 2014

Register size

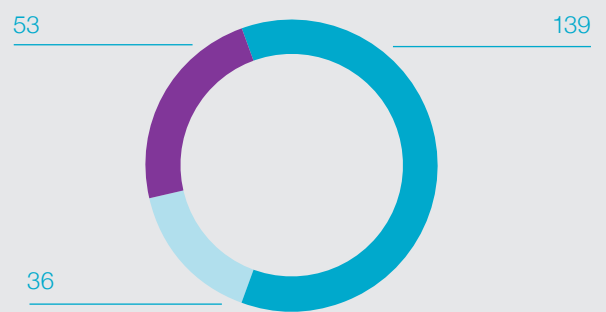
Total Register numbers are a snapshot of the Register taken on: between 1979 to 1986 – 31/12. From 1987 – 31/3.  
Source: Incorporated companies in the United Kingdom February 2015 Companies House.



## Company liquidations February 2015, UK (Chart 4)

- Creditors' voluntary liquidations
- Compulsory liquidations
- Members' voluntary liquidations
- Administration Orders converted To Creditors Voluntary Liquidations

Source: Incorporated companies in the United Kingdom February 2015 Companies House.



## Other insolvency proceedings February 2015, UK (Chart 5)

- Administrator appointments (Enterprise Act)
- Company voluntary arrangements
- Receiverships notified

Source: Incorporated companies in the United Kingdom February 2015 Companies House.

## 3. Background notes

This section provides a range of information designed to provide the user with more information about the statistics.

### Definitions

#### Corporate Body types

Companies Act 2006 companies include: Public Limited; Private Limited; Private Limited By Guarantee / No Share Capital; Private Limited by Guarantee / No Share Capital (exempt); Private Limited (s.30); Private Unlimited; Private Unlimited / No Share Capital Companies.

Corporate Bodies include Companies Act 2006 companies, plus: Old Public Companies; Converted/Closed; Limited Liability Partnerships; Limited Partnerships; Overseas, European; European Economic Interest Groupings; Newspaper Libel and Registration Act 1881; Principal establishment in GB, European Public Limited Liability Companies (Societas Europaea); Industrial & Provident Societies; Incorporated by Royal Charter; Investment Companies with Variable Capital; Investment Companies with

Variable Capital (Securities); Investment Companies with Variable Capital (Warrant); Investment Companies with Variable Capital (Umbrella); Unregistered Companies; Not Used; Other Types of Companies. For the purpose of Companies Act 2006 and related legislation, the Channel Islands and the Isle of Man are not regarded as integral parts of the UK company register.

#### Incorporated companies

All companies<sup>1</sup> to which the Companies Act 2006 relates, which are registered at Companies House.

#### Dissolved companies

All companies<sup>1</sup> to which the Companies Act 2006 relates, which have been removed from the Companies House Register.

#### Total Register

All companies<sup>1</sup> to which the Companies Act 2006 relates, which are registered with Companies House regardless of trading status (including dormant and actively trading companies). It includes all companies required to file documents at Companies House and includes those in liquidation; in the course of dissolution; and in receivership.

#### Effective Register

All companies<sup>1</sup> to which the Companies Act 2006 relates, which are registered with Companies House regardless of trading status (including dormant and actively trading companies). Companies in liquidation and companies in the course of dissolution are excluded from the Effective Register; companies in receivership are included.

### Reviewing Companies House statistics

Companies House is currently reviewing its statistics. We would welcome any feedback you may have. Please contact Gary Wainman at: [statistics@companieshouse.gov.uk](mailto:statistics@companieshouse.gov.uk).

### Release timetable

March 2015 statistics will be published in April 2015.

---

1. See definition of Companies Act 2006 companies contained in the Corporate Body type definition.

## Revisions to these statistics

Revisions to these statistics will be mainly due to changes in methodologies and source data. The statistics are derived from administrative data. Changes to the underlying methods will cause revisions. These include changes in statistical methods, definitions, classifications and geographic coverage.

Although Companies House has robust procedures in place to minimise errors in the methods used to create these statistics, errors may occasionally occur.

If errors are found after the publication, their impact will be assessed. If these changes are significant, a corrigendum will be issued as soon as practicable, while minor corrections will be included in the next planned release. Any misleading or erroneous figures will be corrected, a footnote added to indicate that the figures have been corrected. The nature and reason for the correction will be explained.

Revisions in this release: *No revisions.*

Planned revisions: *No planned revisions.*

## Accessibility

The publication is available through the [Companies House statistics on GOV.UK website](#)<sup>1</sup>.

## Publication schedule and timeliness

These statistics are published on a monthly basis. Statistics are published within a month of the end of the period being reported on; this is the earliest publication date which allows the compilation of the statistical release ready for publication.

## Coverage

This release provides information on the size and change of the company population and the changes that have occurred within the month. The release includes statistics for the United Kingdom, England & Wales, Northern Ireland and Scotland. A company is a specific legal form of business that is registered at Companies House. The statistics do not include information on sole proprietorship, partnerships and charities<sup>2</sup>.

## Use and users

Companies House statistics are used extensively by government, the public, public bodies and businesses. For example, they are used by:

- government in understanding the likely impact of policy changes and monitoring the impact of economic changes on companies;
- businesses in understanding their market share and planning marketing strategies;
- by banks in developing an understanding of their customer base;
- by foreign firms in making UK location decisions;
- by academics to inform research into businesses at local and national level; and,
- by a range of public bodies in decision making and in evaluating business-related policies.

1. [www.gov.uk/government/organisations/companies-house/about/statistics](http://www.gov.uk/government/organisations/companies-house/about/statistics)

2. See definition of Companies Act 2006 companies contained in the Corporate Body type definition.

## Quality

These statistics are taken from the Companies House Register. Companies House has strict quality and audit procedures around making amendments, additions and removals to the Register. The compilation of these statistics has been quality assured.

These statistics are not seasonally adjusted and should be interpreted with this in mind. To remove seasonal effects, we recommend that users make comparisons with the same period twelve months ago.

## Coherence

This section provides brief information on how these statistics relate to selected business statistics. More detailed information can be found in '[Guide to the Business Population and Demographics statistics publications](#)',<sup>1</sup> which explores the similarities and differences between business statistics. It focuses on the differences between estimates of the business population and includes a range of related statistics.

### Company incorporations and business creation.

There is a range of official data sources available to monitor business creation, but each has a slightly different coverage. Taken together, they provide a good overall picture of the trend in business creation activity. Individually, each source will be suitable for different specific purposes. Sources include:

- [Business Demography](#)<sup>2</sup>, which provides

---

1. [www.ons.gov.uk/ons/guide-method/method-quality/specific/business-and-energy/business-population/guide-to-the-business-population-and-demographics-statistics-publications---download.pdf](http://www.ons.gov.uk/ons/guide-method/method-quality/specific/business-and-energy/business-population/guide-to-the-business-population-and-demographics-statistics-publications---download.pdf)  
2. [www.ons.gov.uk/ons/rel/bus-register/business-demography/index.html](http://www.ons.gov.uk/ons/rel/bus-register/business-demography/index.html)

information for businesses registering for VAT or PAYE. An annual release that provides information on Business 'births' defined as new registrations for VAT or PAYE. Business Demography does not capture the smallest, non-employed business start-ups which do not register for VAT or PAYE.

- Companies House Incorporations — new company registrations, including those not actively trading. Incorporations are one source of statistics on business creation. They provide information on newly formed companies that are added to the Companies House Register. Incorporated companies can go on to trade actively, but some will be dormant companies that do not trade actively. Companies House Incorporations do not capture business start-ups of other business types such as those starting up as an unincorporated sole proprietorship or partnership.

### Business population

There are a number of official statistics that provide information on the size of the business population. Each source will be suitable for different specific purposes. Sources include:

- [Business Population Estimates](#)<sup>3</sup> provide the only estimate of the total UK business population. It includes information on incorporated companies and unincorporated sole proprietorships and partnerships.
- [UK Business](#)<sup>4</sup> provides more detail on the business population that has registered for VAT or PAYE.

---

3. [www.gov.uk/government/collections/business-population-estimates](http://www.gov.uk/government/collections/business-population-estimates)  
4. [www.ons.gov.uk/ons/publications/all-releases.html?definition=tcm%3A77-21554](http://www.ons.gov.uk/ons/publications/all-releases.html?definition=tcm%3A77-21554)

- Companies House provides information on the total number of incorporated companies that are filing documents to Companies House. Two figures are provided: the 'Total' Register which includes companies that are trading, dormant and in the process of liquidation or dissolution; and, the 'Effective' Register which includes those trading and dormant, but excludes those companies in the process of liquidation or dissolution, but includes companies in receivership.

### Company insolvency and company dissolutions

Company insolvency proceedings are formal measures taken when a company becomes insolvent<sup>1</sup>. The [Insolvency Service](#)<sup>2</sup> reports the most complete picture on Insolvency statistics, including company liquidations and individual insolvencies, as it has policy responsibility for all forms of corporate insolvency in England and Wales. Compulsory liquidations published in this release differ from those published by the Insolvency Service. The Insolvency Service's compulsory liquidations' statistics are sourced from their administrative systems. All other forms of company insolvency published by the Insolvency Service are on the same basis as those published by Companies House.

There are many different types of company insolvencies including compulsory liquidations and creditors' voluntary liquidations (both of which are procedures resulting in the final winding-up of a company); and receiverships, administrations and company voluntary arrangements (which are aimed at company rescue and/or restructuring). Another form of company liquidation, members' voluntary

liquidation, is not included in the Insolvency Service's statistics, as it does not involve insolvency.

Dissolution is the act of removing an incorporated company from the Companies House Register. There are many ways in which a [company can be dissolved](#); these include the final outcome of the insolvency procedures<sup>3</sup>. Once a company has been dissolved, it is removed from the Companies House Register and can only be restored under certain circumstances.

---

1. More on the Company Insolvency and liquidations can be found on Companies House's website: [www.gov.uk/government/publications/liquidation-and-insolvency](http://www.gov.uk/government/publications/liquidation-and-insolvency)  
 2. [www.gov.uk/government/organisations/insolvency-service](http://www.gov.uk/government/organisations/insolvency-service)

---

3. More on Company Dissolutions can be found on Companies House's website: [www.gov.uk/government/publications/company-strike-off-dissolution-and-restoration](http://www.gov.uk/government/publications/company-strike-off-dissolution-and-restoration)

# [www.gov.uk/companieshouse](http://www.gov.uk/companieshouse)

Contact Centre: **0303 1234 500**

For training and quality purposes your call may be monitored

Mini-com: 029 2038 1245

[enquiries@companieshouse.gov.uk](mailto:enquiries@companieshouse.gov.uk)

**[www.gov.uk/companieshouse](http://www.gov.uk/companieshouse)**

**Cardiff:** Companies House  
Crown Way, Cardiff CF14 3UZ.

**Edinburgh:** Companies House  
Fourth Floor, Edinburgh Quay 2,  
139 Fountainbridge, Edinburgh, EH3 9FF.

**London:** Companies House  
4 Abbey Orchard Street, Westminster, London, SW1P 2HT.

**Belfast:** Companies House  
Second Floor, The Linenhall,  
32-38 Linenhall Street, Belfast, BT2 8BG.

