

# Accessing, analysing, and writing about Taking Part

Mark Taylor  
University of Sheffield

# Who is this guy, anyway?

Mark Taylor

## Nonparticipation or different styles of participation? Alternative interpretations from Taking Part-

Mark Taylor

Sheffield Methods Institute, University of Sheffield, Sheffield, UK

### ABSTRACT

In England, the Taking Part Survey is the dominant source of information on participation and its relationship with social stratification. Existing work that investigates state-supported culture implies often large groups of people "not currently engaged" in culture. The scope of this survey allows us to identify not only what else those "highly engaged" are doing, but also whether those "not currently engaged" are active elsewhere. Using this survey, I use hierarchical cluster analysis to identify relationships between variables, and kmeans cluster analysis to identify patterns of participation. The analysis suggests, consistent with other work, that about 8.7% of the English population is highly engaged with state-supported forms of culture, and that this fraction is particularly well-off, well-educated, and white. Over half of the population has fairly low levels of engagement with state-supported culture but is nonetheless busy with everyday culture and leisure activities such as pubs, darts, and gardening. Only about 11% of the population is detached from mainstream pastimes and social events outside of television. The results challenge the basis of policies seeking to manage cultural and leisure participation: current policies aimed at increasing participation in state-sanctioned activities are likely to target those with already busy cultural lives.

### KEYWORDS

Taking Part; cluster analysis; participation; cultural policy



Cultural Trends

ISSN: 0954-8963 (Print) 1469-3690 (Online) Journal homepage: <http://www.tandfonline.com/loi/ccut20>



## Taking Part: the next five years (2016) by the Department for Culture, Media and Sport

Mark Taylor

To cite this article: Mark Taylor (2016): Taking Part: the next five years (2016) by the Department for Culture, Media and Sport, Cultural Trends, DOI: [10.1080/09548963.2016.1241377](https://doi.org/10.1080/09548963.2016.1241377)

To link to this article: <http://dx.doi.org/10.1080/09548963.2016.1241377>

## Reading for pleasure in Britain: trends, patterns, and associations


Mark Taylor  
Nuffield College  
University of Oxford

A thesis submitted for the degree of  
*Doctor of Philosophy*

2013  
71,783 words

m.r.taylor@sheffield.ac.uk  
@markrt


Taking Part user event  
DCMS, 20/10/2016



Sheffield  
Methods  
Institute.

# What am I talking about?

- My experience of accessing Taking Part
- Key findings from my work
- How things could be made easier



# How I access the data

UK Data Service  
Discover



• Discover

Variable and question  
bank

QualiBank

About us

Get data

Use data

Manage data

Deposit data

News and events

Discover > Catalogue

## Catalogue

SHARE

UK Data Service data catalogue record for:

### Taking Part: the National Survey of Culture, Leisure and Sport, 2014-2015; Adult and Child Data

[Documentation](#) | [Related Studies](#) | [Publications](#) | [Syntax](#)

[Download/Order](#) | [DDI XML](#)

#### TITLE DETAILS

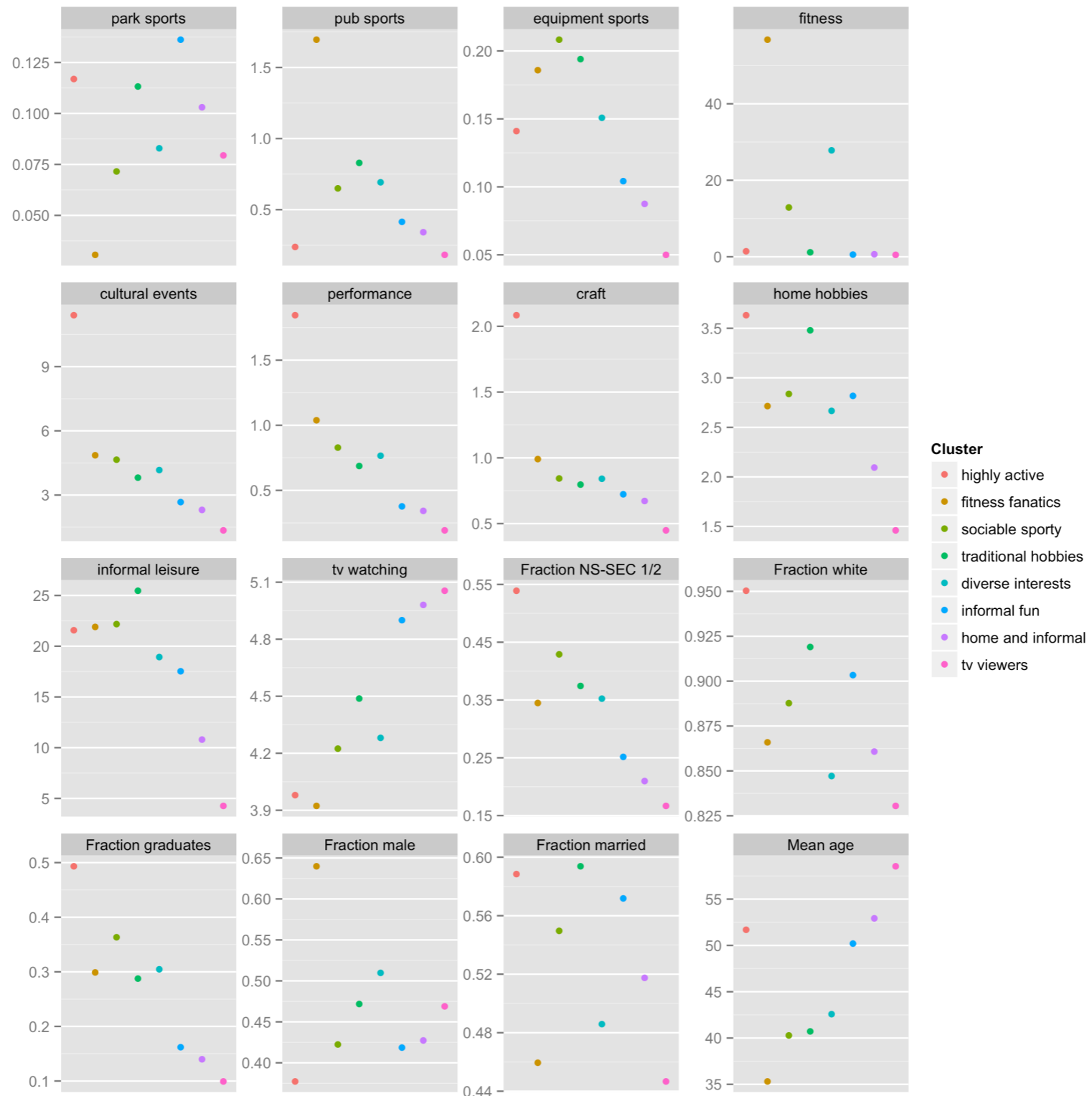
**SN:** 7872  
**Title:** Taking Part: the National Survey of Culture, Leisure and Sport, 2014-2015; Adult and Child Data  
**Alternative title:** Taking Part Year 10  
**Persistent identifier:** [10.5255/UKDA-SN-7872-1](http://dx.doi.org/10.5255/UKDA-SN-7872-1)  
**Series:** [Taking Part Survey](#) [Taking Part: the National Surveys of Culture, Leisure and Sport, 2005-]  
**Depositor:** Department for Culture, Media and Sport  
**Principal investigator(s):** Department for Culture, Media and Sport  
**Data collector(s):** TNS BMRB  
**Sponsor(s):** Department for Culture, Media and Sport  
Arts Council England  
Sport England  
Historic England

#### CITATION

The citation for this study is:

Department for Culture, Media and Sport. (2016). *Taking Part: the National Survey of Culture, Leisure and Sport, 2014-2015; Adult and Child Data*. [data collection]. UK Data Service. SN: 7872, <http://dx.doi.org/10.5255/UKDA-SN-7872-1>

# Some data analysis



# Some data analysis reception

Publically funded arts and culture is for everyone, not for the few. However, the Warwick Commission highlighted that nearly half of live music audiences and a third of theatregoers and gallery visitors are composed of the wealthiest, best-educated and least ethnically diverse 8% of society.

Achieving great art and culture for everyone; much done, many challenges remain (ACE, 2016)



# Some more data analysis reception

Next, we need to make sure that the thousands of fantastic arts and cultural organisations we are so fortunate to have in this country are truly open to all our young people, in all regions, from all backgrounds. Because for too long, opportunities have been available to some and not all, as the Warwick Commission has shown.



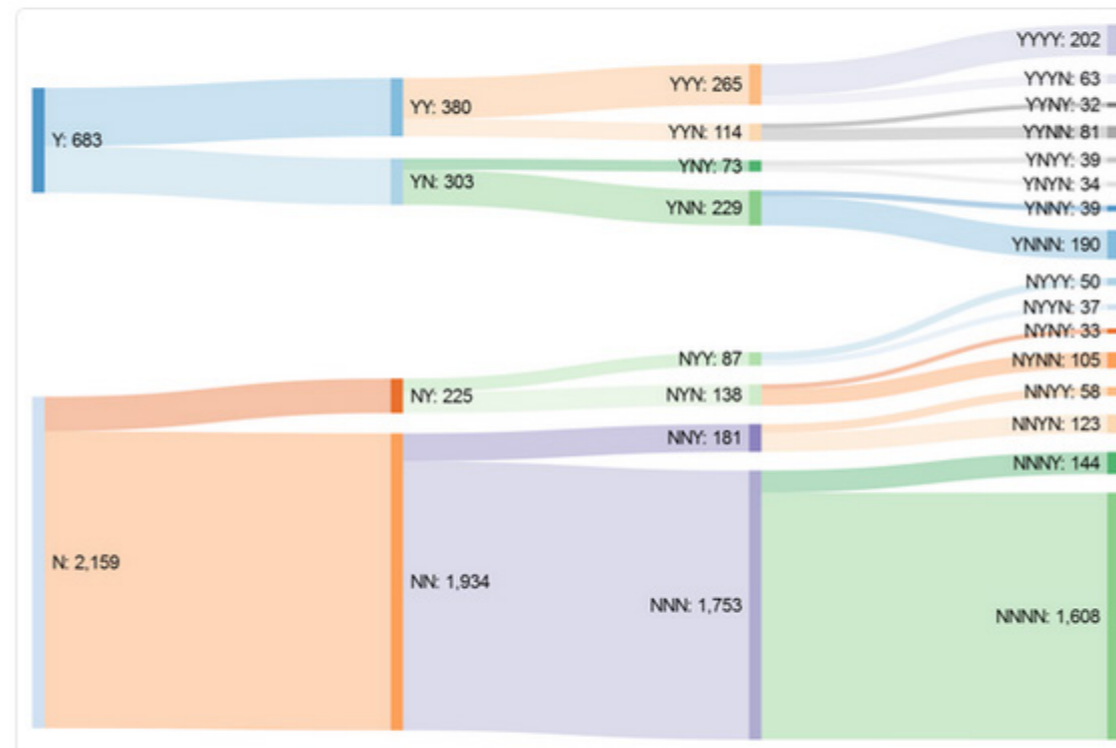
Speech to Creative Industries Federation,  
Battersea Arts Centre, 23 February 2016

# Some more data analysis



mark taylor  
@markrt

why longitudinal samples are cool: how many of this year's theatregoers will go next year? and the next? and then?



RETWEETS  
8

LIKES  
7



6:17 PM - 27 Jan 2016





# Making things easier

Question name	ARTANY_1 to ARTANY_18
Variable name	AAFRE1 to AAFRE18 or, after Q3 amendment, Q3APFR1 to Q3APFR18
Base	Asked if SCARTA < > 19, asked for each activity coded at SCARTA
Question text	Thinking about [+ARTANY+] How often in the <u>last</u> 12 months have you been to this type of event? Remember don't include paid work, school or academic activities.
Amendments	"Remember don't include paid work, school or academic activities" added at Q2
Response codes	1. At least once a week 2. Less often than once a week but at least once a month 3. Less often than once a month but at least 3 or 4 times a year 4. Twice in the last 12 months 5. Once in the last 12 months -1. Don't know
Amendments	Original code 4 '1-2 times a year' split into codes 4 and 5 at Q3

Question name	SCARTP
Variable name	ARTP1 to ARTP23
Base	All
Question text	In the last 12 months, have you done any of these activities? Remember don't include paid work, school or academic activities. INTERVIEWER: SHOW SCREEN - CODE ALL THAT APPLY.
Amendments	"Remember don't include paid work, school or academic activities", added at Q2 Name changed to "SCARTP2", from Q2 onwards
Response codes	1. Ballet 2. Other dance (for fitness) 3. Other dance (not for fitness). 4. Sang to an audience or rehearsed for a performance 5. Played a musical instrument to an audience or rehearsed for a performance 6. Played a musical instrument for your own pleasure 7. Written music 8. Rehearsed or performed in a play / drama 9. Rehearsed or performed in an opera / operetta 10. Painting, drawing, printmaking or sculpture 11. Photography as an artistic activity (not family or holiday 'snaps') 12. Made films or videos as an artistic activity (not family or holidays) 13. Used a computer to create original artworks or animation 14. Textile crafts such as embroidery, crocheting or knitting 15. Wood crafts such as wood turning, carving or furniture making 16. Other crafts such as calligraphy, pottery or jewellery for yourself 17. Bought any original works of art for yourself

AANY2\_1 TO AANY2\_21 {AAFREQ1 to AAFREQ21}  
[ASKED IF SCAAN < > 22 AND (AAWKAC = 1 OR AAWKAC = 4) ASKED FOR EACH ACTIVITY]

Thinking about [+SCAAN+]...  
How often in the last 12 months have you been to this type of event [in your own-time] [or] [as part of voluntary work]?  
Remember don't include paid work, school or academic activities.  
INTERVIEWER: READ OUT

1. At least once a week
2. Less often than once a week but at least once a month

## 6.2.1 ARTS PARTICIPATION SCREENER AND FREQUENCIES

SCARTP21 {ARTP1 to ARTP26}

[ASK ALL]

INTERVIEWER: SHOW SCREEN  
In the last 12 months, have you done any of these activities?  
CODE ALL THAT APPLY.

1. Ballet
2. Other dance (for fitness)
3. Other dance (not for fitness).
4. Sang to an audience or rehearsed for a performance (not karaoke)
5. Played a musical instrument to an audience or rehearsed for a performance
6. Played a musical instrument for your own pleasure
7. Written music
8. Rehearsed or performed in a play / drama
9. Rehearsed or performed in an opera / operetta or musical theatre
10. Taken part in a carnival (eg. as a musician, dancer or costume maker)
11. Taken part in street arts (an artistic performance that takes place in everyday surroundings like parks, streets or shopping centres)
12. Learned or practised circus skills
13. Painting, drawing, printmaking or sculpture
14. Photography as an artistic activity (not family or holiday 'snaps')
15. Made films or videos as an artistic activity (not family or holidays)
16. Used a computer to create original artworks or animation
17. Textile crafts such as embroidery, crocheting or knitting
18. Wood crafts such as wood turning, carving or furniture making
19. Other crafts such as calligraphy, pottery or jewellery for yourself
20. Bought any original works of art for yourself

# Making things easier

New data collections and new editions from the UK Data Service Inbox x



**Margherita Ceraolo** Margherita.Ceraolo@jisc.ac.uk via jiscmail.ac.uk to UKDATASERVICE 11/05/2015 ☆

The following new datasets have been released:

[SN 7718 Census Flow Data, 1981: Migration and Workplace Statistics](#)

[SN 7719 Census Flow Data, 1991: Migration and Workplace Statistics](#)

[SN 7720 Census Flow Data, 2001: Migration and Workplace Statistics](#)

[SN 7714 Opinions and Lifestyle Survey, General Lifestyle Modules, 2013: Special Licence Access](#)

[SN 7709 Taking Part: the National Survey of Culture, Leisure and Sport, 2013-2014: Adult and Child Data](#)

[SN 7710 Taking Part: the National Survey of Culture, Leisure and Sport, 2013-2014: Adult and Child Data: Special Licence Access](#)

[SN 7711 Childcare and Early Years Provision: Providers' Survey, 2013](#)

New data collections and new editions from the UK Data Service Inbox x



**Margherita Ceraolo** 06/07/2015 ☆  
The following new datasets have been released: SN 7737 Community Life Survey ...

18 older messages

**Margherita Ceraolo** 25 Jan ☆  
SN 851812 The domestic moral economy SN 851438 Nutritional improvement for ch...

**Margherita Ceraolo** Margherita.Ceraolo@jisc.ac.uk via jiscmail.ac.uk to UKDATASERVICE 1 Feb ☆

The following new datasets have been released:

[SN 7872 Taking Part: the National Survey of Culture, Leisure and Sport, 2014-2015: Adult and Child Data](#)

[SN 7873 Taking Part: the National Survey of Culture, Leisure and Sport, 2014-2015: Adult and Child Data: Special Licence Access](#)


[SN 852171 Women as vectors of social entrepreneurship in hospitality and tourism](#)

[SN 7876 Consumer Energy Supplier Switching: Data from 'The Big Switch' and Subsequent Surveys, 2012-2014](#)

[SN 7874 Household Electricity Survey, 2010-2011](#)

\*\*\*\*\*

# Making things easier

 Department for Culture, Media & Sport

## This item has been archived


You can either

[View the item you were looking for](#) in the UK Government Web Archive

or

Visit the new Department for Culture, Media & Sport site at [www.gov.uk/dcms](http://www.gov.uk/dcms)

Our support pages have answers to the most common questions on GOV.UK. You can use the search function to find the answer to your problem or suggest an improvement.

 The National Archives  
This archived web content was captured on 12/09/2008 for permanent preservation in the UK Government Web Archive. We do not use cookies but some may be left in your browser from archived websites. Browse dates: [First](#) [Previous](#) [Show all](#) [Next](#) [Latest](#)



department for culture, media and sport

home

### 404 Page Not Found

The DCMS web page that you are looking for has not been found.

We have recently redesigned and restructured our website, and the information you are looking for may have been moved or deleted.

- If you are looking for a specific piece of information, you may find it easier to use the search engine or our [Site Map](#).
- If you are looking for a particular document DCMS has published, you can search our [Library](#).

If you are looking for [contact](#) details and we will try to

[Home](#) [Media](#) [Sport](#) [Home page](#)

# Links

“the 8%”

- [bit.ly/2ef6Bnb](http://bit.ly/2ef6Bnb) (free but limited)
- [bit.ly/2ef4nUy](http://bit.ly/2ef4nUy) (£)

review of the 2016 refresh

- [bit.ly/2doPO1S](http://bit.ly/2doPO1S) (free but limited)
- [bit.ly/2dBdspS](http://bit.ly/2dBdspS) (£)

# Making things easier: summary

I (and a lot of the academic community) access Taking Part via the UKDS: priorities

- making things appear online ASAP
- making sure variable names are consistent for combining datasets (eg apfre17 in 2005/06 = apfreq20 in 2011/12)

Please stop breaking links when you redesign your websites

- what's done is done, but for the future...

# Screenshots: summary

Some examples of my published research

- “Nonparticipation or different styles of participation? Alternative interpretations from Taking Part: [bit.ly/2ef4nUy](http://bit.ly/2ef4nUy)
- Thoughts on the 2016 refresh: [bit.ly/2dBdspS](http://bit.ly/2dBdspS)
- My PhD thesis: [bit.ly/2e1ajkS](http://bit.ly/2e1ajkS)

I don't only use Taking Part for papers

- lots of examples of exploratory material that I publish direct to Twitter [@markrt](https://twitter.com/markrt)