



Department for
Communities and
Local Government

Local Government Pension Scheme Funds Wales 2014-15

- Total Local Government Pension Scheme expenditure in Wales in 2014-15 was £843 million. On a like-for-like basis the increase was £69 million or 11%
- Total Local Government Pension Scheme income in Wales in 2014-15 was £823 million, a decrease of £19 million on a like-for-like basis on 2013-14.
- Employers' contributions to the Local Government Pension Scheme in 2014-15 amounted to £480 million and employees' contributions to the scheme were £137 million.
- The market value of the funds at the end of March 2015 was more than £13 billion which represents an increase of 20% on March 2014 and an increase of 145% on March 2006.
- The Local Government Pension Scheme encompasses more than 323,000 people. Of this number, 136,000 are employees who are still contributing to the scheme, 88,000 are pensioners and 98,000 are former employees who are entitled to a pension at some time in the future.

Local Government Finance
Statistical Release

28 October 2015

Introduction	2
Expenditure 2005-06 to 2014-15	3
Income 2005-06 to 2014-15	5
Income and Expenditure	7
Membership and employers	8
Retirements from the Local Government Pension Scheme	10
Definitions	11
Technical notes	14
Enquiries	16

Responsible Statistician:
Jo Coleman

Statistical enquiries:
0303 444 2116
sf3.statistics@communities.gsi.gov.uk

Media Enquiries:
0303 444 1201
press@communities.gsi.gov.uk

Date of next publication:
October 2016

Introduction

This release provides information on Local Government Pension Scheme funds in Wales that was gathered on the SF3(Pensions) 2014-15 forms that were submitted by all 8 Administering Authorities in Wales. The form collects information on Local Government Pension Scheme funds' income, expenditure, membership, retirements and other activities. It also shows other associated information for the financial year 2014-15 and changes over previous years.

The release has been compiled by the Local Government Finance - Analysis and Data division of the Department for Communities and Local Government.

NB In this release,

- the Local Government Pension Scheme (Benefits, Membership and Contributions) Regulations 2007 are referred to as the 2007 regulations;
- the Local Government Pension Scheme (Administration) Regulations 2008 are referred to as the 2008 regulations; and
- the Local Government Pension Scheme is referred to as the LGPS.

When looking at the figures in this release it should be remembered that throughout the year there are always staff transferring their pensions into, and out of, the LGPS because they either commence work for an employer who is a member of the LGPS and bring their accrued pension with them, or they move to another employer and take their pension pot with them. In addition, there will be occasions where staff transfer between LGPS schemes and so there will also be transfers between funds within the LGPS.

Special factors affecting 2014-15

During 2014-15, responsibility for the pensions of approximately 46,000 probation service members of the LGPS were transferred from 34 different pension administering bodies in England and Wales to one, the Greater Manchester Pension Fund. This included both current employees, former employees who will receive a pension in the future and pensioners. This resulted in large increases in the Transfer Values shown in **Table 1** below. The scale of this change makes comparisons to 2014-15 misleading.

Further details are provided in **Section 7 Technical Notes** below.

Uses made of the data

The data in this statistical release are essential for a number of different purposes. A central and immediate purpose is to provide Ministers with information about the LGPS. The data are also used by local authorities, their associations and regional bodies.

In addition, the data provides a benchmark on the administration and fund management of the LGPS. The data are also used in compiling the National Accounts and to show the role of pension funds in the economy.

Comments and feedback from end users for further improvement or about your experiences with this product will be welcomed. Please send all views to: sf3.statistics@communities.gsi.gov.uk

Symbols and conventions

...	= not available
0	= zero or negligible
-	= not relevant
	= discontinuity in data

Rounding

Where figures have been rounded, there may be a slight discrepancy between the total and the sum of constituent parts.

1. Expenditure: 2005-06 to 2014-15

Table 1 and **Chart A** provide figures of the expenditure of the Local Government Pension Scheme (LGPS) from 2005-06 to 2014-15.

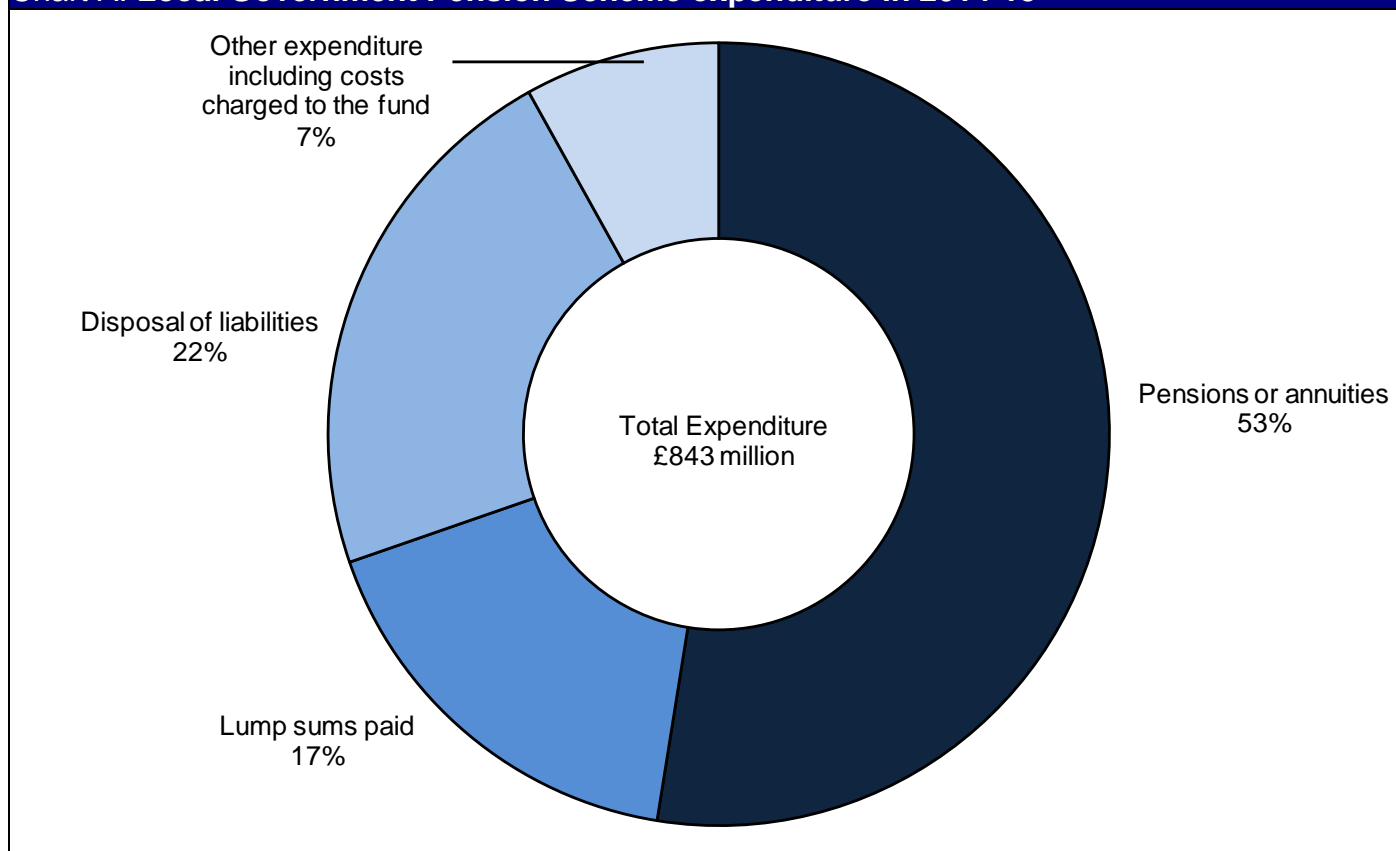
- Total LGPS expenditure in Wales in 2014-15 was £843 million. Removing the effect of the transfer of the Ministry of Justice/Probation Service staff to the Greater Manchester Pension Fund (£154 million) the increase is £69 million or 11%.
- The expenditure on benefits in 2014-15 was £587 million, an increase of £48 million or 8.9% on 2013-14. Of this expenditure on pensions and annuities was £442 million, an increase of £25 million (6.0%) and expenditure on lump sums paid on retirement was £100 million, a increase of £13 million (15%) on 2013-14.
- Disposal of Liabilities, which includes Transfer Values, was £187 million in 2014-15. Excluding the £154 million MoJ/probation service transfer, there was an increase of £4 million from 2013-14.
- Costs charged to the funds increased by £13 million, or 23%, in 2014-15 to £67 million. This can be accounted for by changes in the way pension authorities report their costs which changed following guidance issued by CIPFA during 2014-15. However not all authorities reported their costs on the new basis in 2014-15.

Table 1: Local Government Pension Scheme expenditure 2005-06 to 2014-15

	2005-06	2006-07	2007-08	2008-09	2009-10	2010-11	2011-12	2012-13	2013-14	2014-15	£ million
Total expenditure on benefits	288	327	345	381	416	460	492	501	540	587	
of which:											
Pensions or annuities	250	264	280	299	321	338	366	397	417	442	
Lump sums paid on retirement ^(a)	33	//	58	60	65	68	81	91	74	87	100
Lump sums paid on death ^(b)	4	5	5	//	9	8	10	11	11	13	14
Optional lump sum ^(c)	-	-	-	8	19	31	23	20	23	31	
Other benefits	0	0	0	0	0	0	0	0	0	0	1
Disposal of Liabilities	49	46	33	19	64	34	63	47	29	//	187
of which:											
Transfer values ^(d)	49	45	33	19	64	34	63	46	29	//	187
Pensions Act premiums	0	0	0	0	0	0	0	0	0	0	0
Refunds of contributions ^(e)	1	0	0	0	0	0	0	0	0	0	0
Costs charged to the funds	21	24	31	28	33	37	37	44	55	//	67
of which:											
Fund Management costs ^(f)	14	17	23	20	25	28	28	35	45	//	58
Administration costs	7	7	8	7	8	9	9	9	10	//	9
Other expenditure	0	0	0	0	0	0	0	0	1		1
Total expenditure	358	397	409	428	513	531	592	592	624	//	843

(a) The rules governing the payment of lump sums on retirement changed in 2006-07. They now allow beneficiaries to take more of their pension as a lump sum and less as a continuing pension.
 (b) The rules changed from 1 April 2008. Prior to this date death benefit was twice salary, after this date it is three times salary.
 (c) This was introduced in April 2008.
 (d) Transfer values for 2014-15 includes an exceptional transfer of £154 million from one LGPS funds to the Greater Manchester Pension Fund in respect of MoJ/Probation Service staff who were transferred to that fund during 2014-15.
 (e) The rules changed as 1 April 2008. See *Terminology used in this release* for further details.
 (f) The way Fund Management costs are reported were changed during 2014-15 following revised guidance from CIPFA.

Chart A: Local Government Pension Scheme expenditure in 2014-15



2. Income: 2005-06 to 2014-15

Table 2 and **Charts B** and **C** provide figures of the income to the LGPS and the market value of the scheme from 2005-06 to 2014-15.

- The total income of the LGPS in Wales in 2014-15 was £823 million, a decrease of £19 million or 2.3% on 2013-14.
- Employers' contributions to the LGPS in 2014-15 amounted to £480 million, an increase of £25 million or 5.7% on 2013-14; employees' contributions to the scheme also increased in the same period by £2 million or 1.5%.
- Other income decreased by £47 million, or 19%, when compared with 2013-14; this can be attributed to lower reductions in other investment income and lower transfer value income.
- The market value of LGPS funds at end of March 2015 was more than £13 billion. This represents an increase of 20% on March 2014.

Table 2: Local Government Pension Scheme income and market value of funds 2005-06 to 2014-15

	2005-06	2006-07	2007-08	2008-09	2009-10	2010-11	2011-12	2012-13	2013-14	£ million 2014-15
Contributions (including those from admitted authorities)										
Employees ^(a)	104	111	115	128	132	133	131	132	135	137
Employers ^(b)	317	360	396	409	421	431	429	449	455	480
Investment income (gross)	114	128	136	126	118	131	146	159	174	168
of which:										
Dividends receivable	71	79	87	80	80	90	100	93	95	102
Interest receivable	13	15	17	12	6	7	6	6	6	2
Income from property	4	4	3	3	3	5	7	8	8	12
Other investment income	27	30	29	30	30	29	34	52	65	51
Transfer values	60	54	51	33	68	41	89	29	43	22
Other income	9	9	12	10	19	16	16	7	35	16
Total income	604	662	710	706	759	752	812	775	842	823
Market value of funds at end of year	5,389	6,876	7,478	7,505	6,146	8,490	9,296	9,621	11,022	£ million 13,180
(a) The rate of employee's contribution to the scheme changed from 1 April 2008 from a flat rate for all employees to a variable rate dependent on salary. (b) Includes employers' secondary contributions										

Chart B: Local Government Pension Scheme income in 2014-15

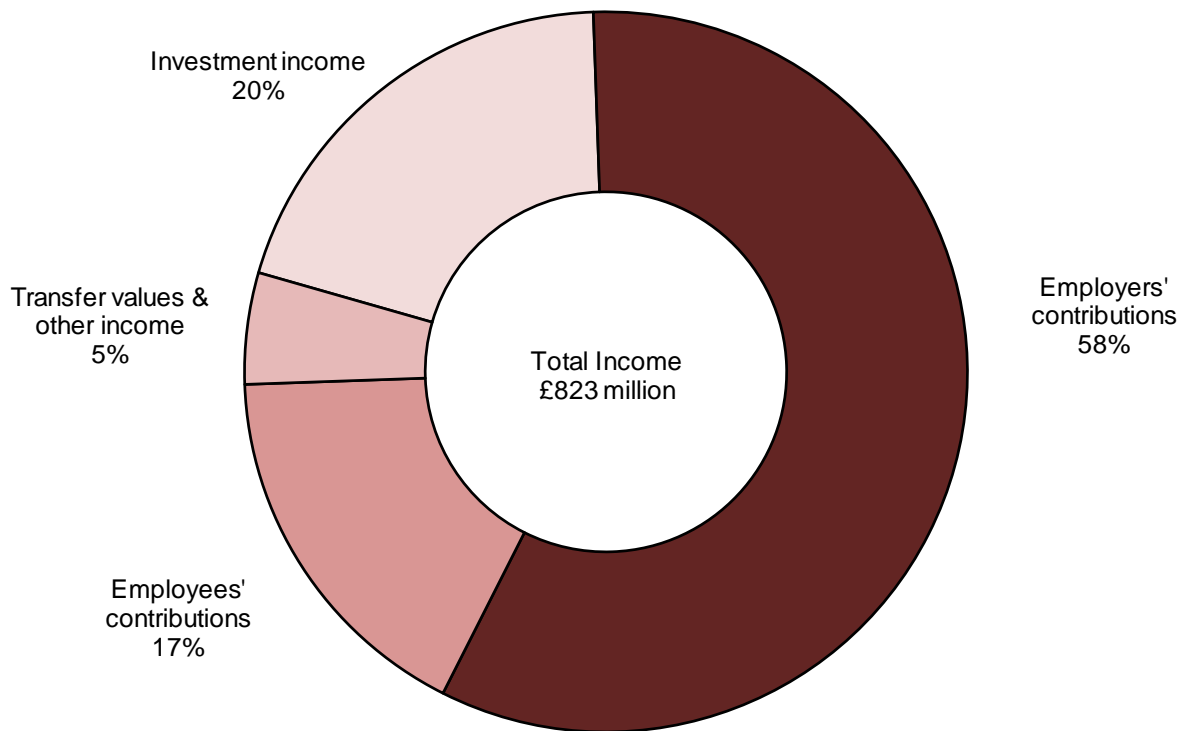
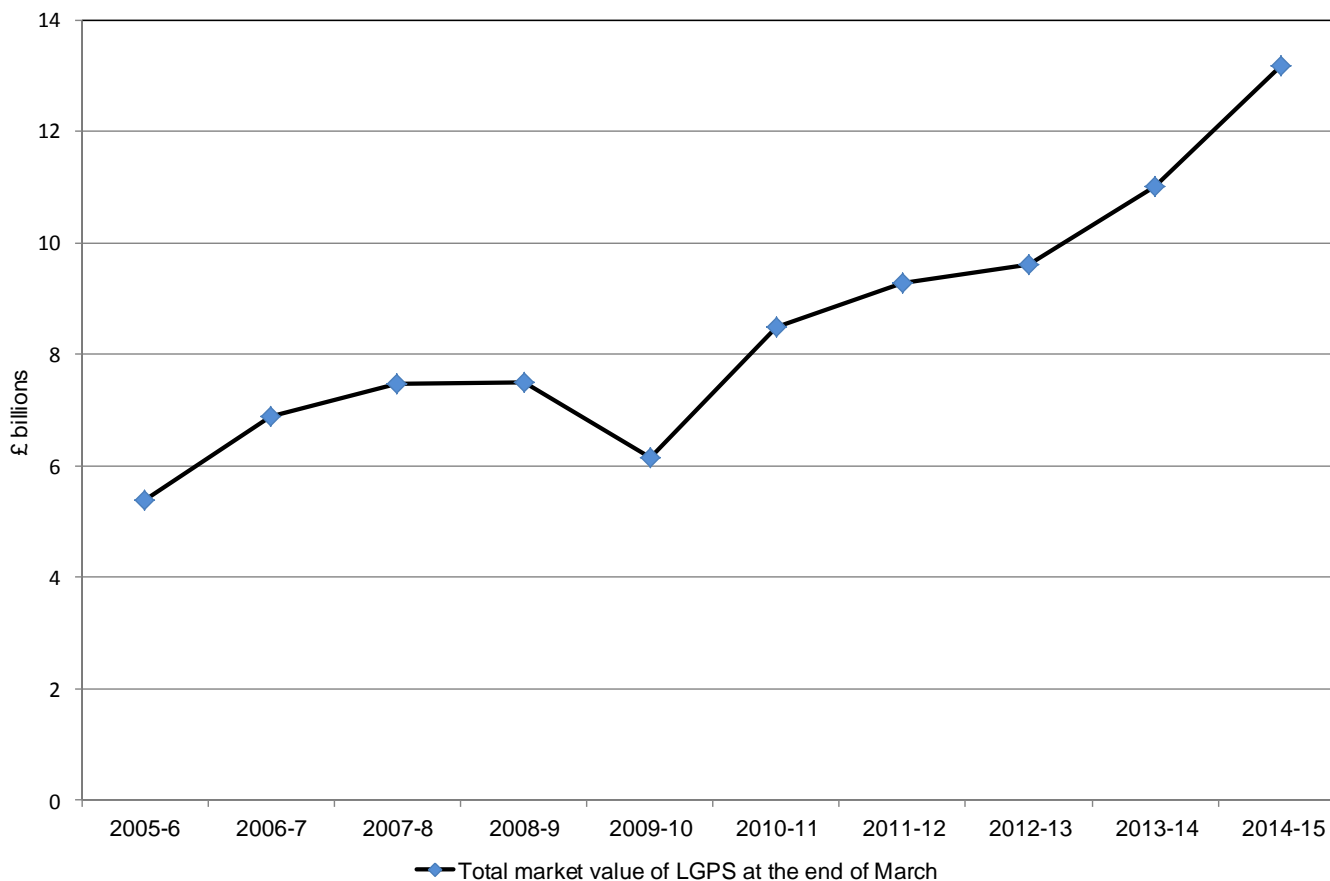


Chart C: Market value at the end of the year of the Local Government Pension Scheme 2005-06 to 2014-15

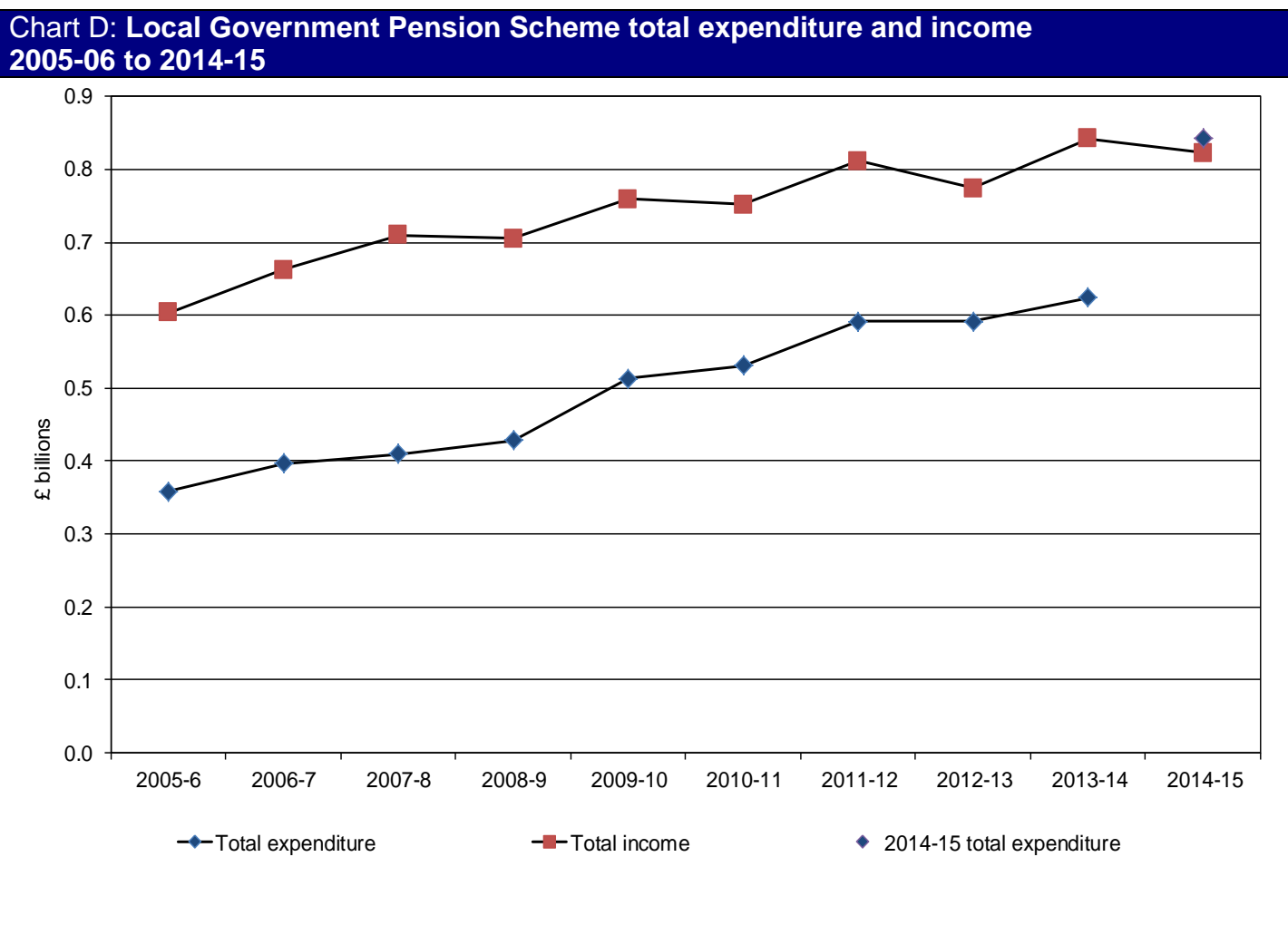


3. Income and Expenditure

Table 3 and Chart D provides a comparison of total LGPS expenditure and income in Wales from 2005-06 to 2014-15.

- In 2014-15 total expenditure accounted for more than the LGPS income but this is due to the MoJ/ Probation Service transfer. If the transfer was ignored total expenditure would account for 84% of LGPS income.

Table 3: Local Government Pension Scheme total expenditures and income 2005-06 to 2014-15										
	2005-06	2006-07	2007-08	2008-09	2009-10	2010-11	2011-12	2012-13	2013-14	2014-15
Total expenditure (from Table 1)	358	397	409	428	513	531	592	592	624	843
Total income (from Table 2)	604	662	710	706	759	752	812	775	842	823
Expenditure as a % of income	59%	60%	58%	61%	68%	71%	73%	76%	74%	102%



4. Membership and employers

Membership

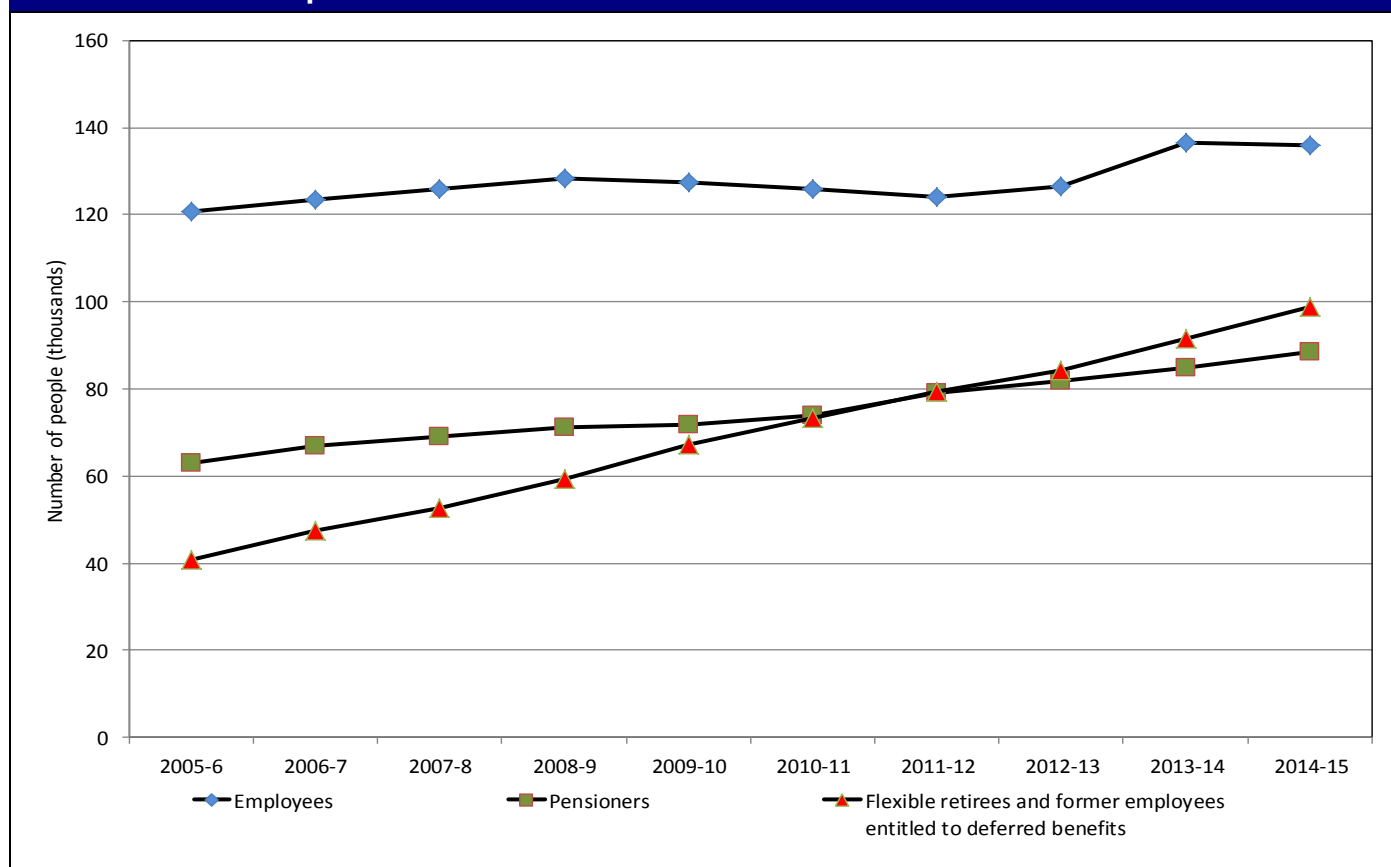
Tables 4, 5 and Chart E provide figures of the membership of the LGPS in Wales.

- At the end of March 2015 the total membership of the LGPS in Wales was nearly 323 thousand, an increase of 10 thousand on March 2014.
- Of this increase in 2014-15 the number of flexible retirees or former employees entitled to deferred benefits rose by 7 thousand, an increase of 7.7% and the number of pensioners rose by 3 thousand or 4.0% and over 2013-14.

Table 4: Number of Local Government Pension Scheme members at the end of each year 2005-06 to 2014-15

	2005-06	2006-07	2007-08	2008-09	2009-10	2010-11	2011-12	2012-13	2013-14	2014-15
	Thousand									
Employees	121	124	126	128	127	126	124	127	136	136
Pensioners	63	67	69	71	72	74	79	82	85	88
Former employees entitled to deferred benefits	41	47	53	59	67	73	79	84	91	98
Former members to whom Regulation 18 of the 2007 Benefit Regulations (flexible retirees) applies	–	0	0	0	0	0	0	0	1	1
Total membership of LGPS	225	238	247	259	266	273	282	293	313	323

Chart E: Membership of the Local Government Pension Scheme 2005-06 to 2014-15



Employers

In 2014-15¹, for the first time, data were collected on the type of employer involved in the LGPS. Employers were categorised into one of four groups:

- Local authorities and connected bodies – e.g. a county council, district council
- Centrally funded public sector bodies – e.g. an academy, further education corporation, sixth form college or higher education corporation
- Other public sector bodies – e.g. a National Park Authority
- Private sector, voluntary sector and other bodies – e.g. a passenger transport executive, an urban development corporation, (and private/voluntary sector organisations).

Table 5 shows the number of employers (which includes admitted bodies) in Wales in each of the four groups. It also shows the number of employees, pensioners etc. that are part of the LGPS, by the type of employer. Whilst two administering authorities could not provide a breakdown of either the number of employers by type or the number staff by employer type, they were able to supply the totals for both employer type and employees and these have been included in the Total column.

- 84% of all the members of the LGPS in Wales are covered by local authorities and other connected bodies.

Table 5: Number of Local Government Pension Scheme members at the end of 2014-15 by type of employer					
	Local authorities and connected bodies	Centrally funded public sector bodies	Other public sector bodies	Private sector, voluntary sector and other bodies	Total ^(a)
Total number of employers	213	32	15	170	430
					Thousand
Employees	113	16	1	6	136
Pensioners	78	7	0	3	88
Former employees entitled to deferred benefits	81	13	1	4	98
Former members to whom Regulation 18 of the 2007 Benefit Regulations (flexible retirees) applies	1	0	0	0	1
Total covered by Local Government Pension Scheme	272	36	2	13	323

¹ The data reported in Table 5 are as reported by pension authorities. They been collected for the first time in 2014-15 and therefore they should be interpreted with caution.

5. Retirements from the Local Government Pension Scheme

Table 6 and **Charts F** and **G** provide figures of the type of retirement from the LGPS in Wales from 2005-06 to 2014-15.

- There were 4,169 retirements from the LGPS in 2014-15, a an increase of 842 or 25% when compared with 2013-14.
- The number of people leaving the LGPS in 2014-15 due to redundancy increased by 699 or 60% from 2013-14.
- The number of employees having their deferred benefits paid early rose by more than 13% in 2014-15.
- The number of people leaving the LGPS in 2014-15 due to normal retirement increased by 64 or 5.3% over 2013-14.

Table 6: Type of retirements from the Local Government Pension Scheme 2005-06 to 2014-15

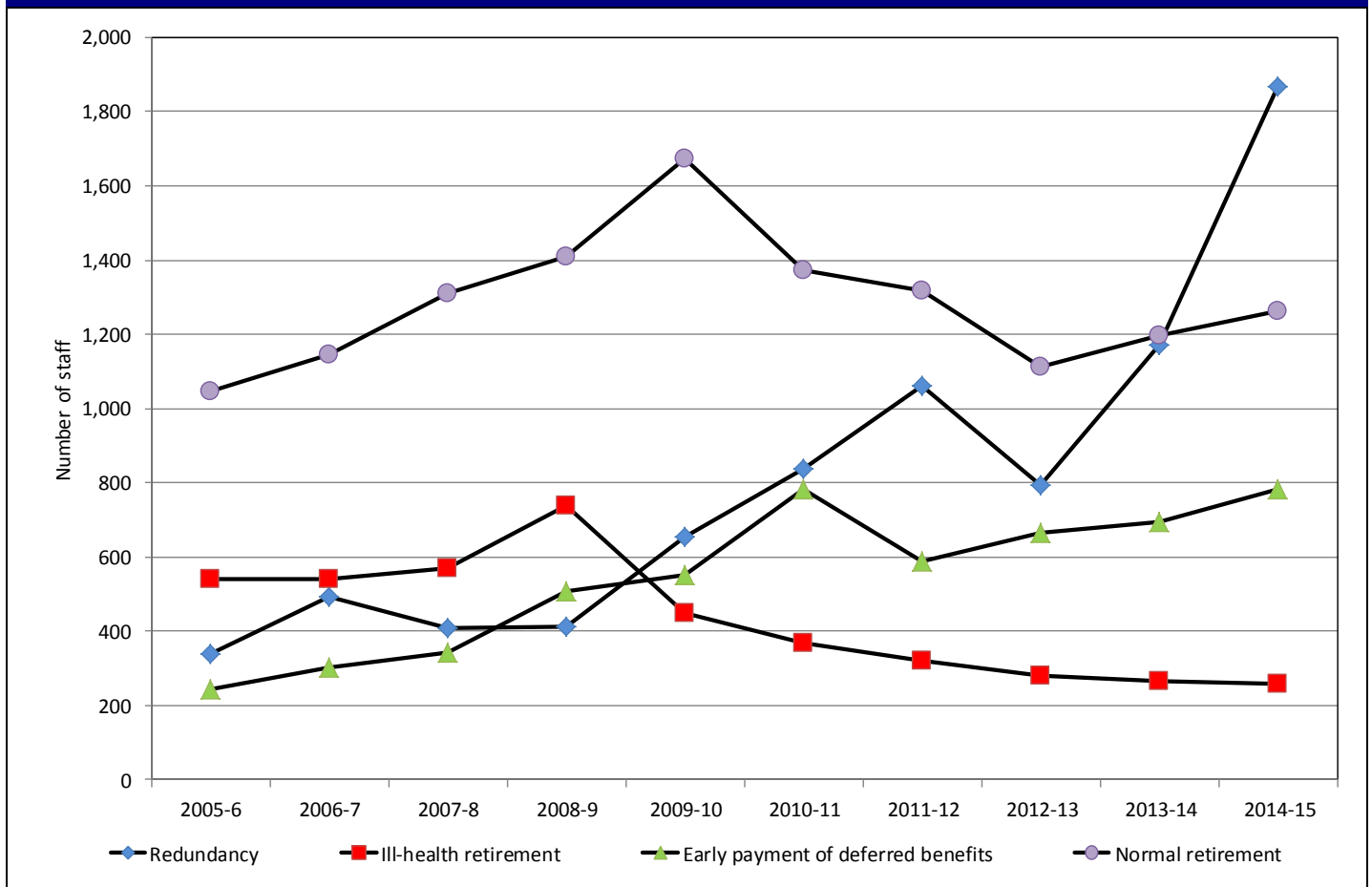
	2005-06	2006-07	2007-08	2008-09	2009-10	2010-11	2011-12	2012-13	2013-14	2014-15
Redundancy	340	492	407	412	654	839	1,060	795	1,170	1,869
Ill health retirement (pre 2008)	540	541	570	// 311	-	-	-	-	-	-
Tier 1,2 & 3 ill health retirement awards under LGPS ^(a)	-	-	-	// 426	450	370	321	281	266	257
Early payment of deferred benefits	242	304	341	507	552	782	588	665	693	781
Normal retirements	1,048	1,147	1,309	1,408	1,674	1,372	1,319	1,113	1,198	1,262
Total retirements	2,170	2,484	2,627	3,064	3,330	3,363	3,288	2,854	3,327	4,169

Source: SF3 forms

From 2009-10 onwards ill-health retirements under the 1997 scheme are excluded

(a) This was introduced on 1 April 2008. See *Terminology used in this release* for further details

**Chart F: Type of retirement from the Local Government Pension Scheme
2005-06 to 2014-15**



6. Definitions

A list of terms relating to local government finance is given in the glossary at Annex G (page 214) of *Local Government Financial Statistics England No24 2014*. This can be found at www.gov.uk/government/collections/local-government-finance-statistics-england. The most relevant terms for this release are explained below.

Administering authority

A body responsible for administering a Local Government Pension Scheme fund on behalf of its members who may be drawn from a number of local authorities and other public service employers

Admitted bodies

When an employer participating in the LGPS enters into an outsourcing contract with a private contractor, the contractor must either provide transferring public sector staff with future pension arrangements which are “broadly comparable” to the LGPS or allow transferring staff to continue as active members of the LGPS.

If the contractor wants to allow transferring staff to continue as active members of the LGPS, it must apply to become an “admitted body” i.e. a participating employer in the LGPS. It does this by entering into a legally binding contract (an “admission agreement”) with the administering authority

and, if different, the local authority which is awarding the contract. The admission agreement sets out the terms on which the private contractor may participate in the LGPS and which employees may become members of the LGPS.

Contributions

The level of contributions paid by scheme members is determined by the band of pensionable pay specified in Scheme regulations. The rate paid by individual participating employers is determined by local fund actuaries at each Scheme valuation and set for the subsequent triennium period. Where appropriate, these rates may be phased in over the three year period. Scheme regulations do allow for these rates to be revised between triennial valuations in prescribed circumstances.

Flexible retirement

This applies to a member who had attained the age of 55 and who, with his employer's consent, had reduced their hours of work (or the grade in which they were employed) and was permitted by that employer to receive all or part of their benefits under Regulation 18 of the 2007 Regulations.

Former employees entitled to deferred benefits

Members who leave the scheme having completed the minimum period of service but who are not entitled to the immediate payment of a pension benefit, are awarded a deferred benefit which, under normal circumstances, becomes payable when the person reaches their normal retirement age. Early payment of these benefits is allowed from age 55, and this is when employees ask their former Scheme employer's consent for their deferred pension to be brought into payment, albeit actuarially reduced.

III-Health retirement

Under the 2007 and 2008 regulations, which came into effect on 1 April 2008, there are now three levels of ill-health retirement pension payable. These levels depend on the extent to which the incapacitating condition which gave rise to the termination of employment in local government prevents the scheme member from obtaining gainful employment in the general workforce.

There are three levels of ill-health retirement pension payable. These levels depend on the extent to which the incapacitating condition that gave rise to the termination of employment in local government prevents the scheme member from obtaining gainful employment in the general workforce.

Local Government Pension Scheme (LGPS)

The pension funds in the Local Government Pension Scheme operate under regulations made under the Superannuation Act 1972. Schedules to the regulations list the scheme employers, see section 4 of the release to see the make-up of the employers covered by the LGPS. In England there are 81 pension funds in the Local Government Pension Scheme, each administered by an administering authority.

The assets of the pension funds are for meeting the future pension liabilities of the funds, and are part of the financial corporations sector in the National Accounts, not part of the local government sector. Pensions paid out under the scheme are therefore part of the expenditure of the pension funds, not of the local authorities that administer them. Employers' and employees' contributions, part of the income of the funds, are recorded as expenditure by local authorities in their revenue

accounts, either directly or indirectly under employees' expenses.

On 1 April 2008, the Local Government Pension Scheme (Benefits, Membership and Contributions) Regulations 2007 and the Local Government Pension Scheme (Administration) Regulations 2008 came into effect. This Scheme includes some new and different provisions which may affect comparison with previous data sets.

Lump sum on retirement

Prior to 1 April 2006-07, scheme members on retirement became entitled to both an annual pension based on $1/80^{\text{th}}$ of pensionable pay for each year of membership and a lump sum of three times that amount. Under the current regulations, entitlement is to a pension only based on a higher accrual rate of $1/60^{\text{th}}$ but with the option to commute pension into lump sum.

Lump sum payable on death

This is payable at the discretion of the administering authority to either nominated individuals or dependants of a scheme member who dies in service. Prior to 1 April 2008 this was 2 times final pay. When the 2007 and 2008 regulations came into effect on 1 April 2008, this increased to 3 times final pay.

Pension arrangements for fire fighters, police and teachers

Separate arrangements apply for the pensions of the police, fire fighters and teachers. The police and fire fighters' pensions are provided through unfunded schemes administered locally, and the cost of police and fire fighters' pensions are therefore included in local authority expenditure. Teachers' pensions are provided through a notionally funded scheme administered by the Department for Education (DfE). There is no fund of assets, and teachers' pensions are paid by the DfE. Employers' and employees' contributions are paid by local authorities to the DfE and are recorded as expenditure in their revenue accounts.

It should be noted that non-operational staff in the police, fire and rescue service support staff, and non-teaching staff in the education sector are covered by the Local Government Pension Scheme.

Refunds of contributions

Contributions refunded when a person leaves a pension scheme before completing a minimum period of service. Under earlier schemes, a refund of contributions could be paid to those leaving the scheme with less than 2 years' service. Under the 2008 scheme, a refund of contributions can only be made to a person who has been a member of the scheme for less than 3 months.

Transfer Values

A cash value assigned to a person's pension pot that is transferred with them when they move from one pension fund to another.

7. Technical Notes

Survey design for collecting SF3(Pensions) data for 2014-15

During July and August 2015, all 81 Local Government Pension Scheme administering authorities in England were asked to complete the SF3(Pensions) form to show scheme income, expenditure, membership, retirements and other scheme activities.

Special factors affecting 2014-15

Offender management, or probation, services were reformed from 1 April 2014 and their services are now delivered through commercial rehabilitation companies. This had the effect of closing all Probation Trusts, who were participating employers in the LGPS, on 31 March 2014. Staff transferred to the Ministry of Justice and became Civil Servants. Transferring staff remained eligible for the LGPS despite being Civil Servants and the Scheme regulations were amended to provide for that and to include the Secretary of State for Justice as a participating employer in the Scheme. The Scheme regulations were also amended to transfer all Probation Trust membership to the Secretary of State for Justice who became the new employer until the rehabilitation companies were set up.

Tameside Metropolitan Borough Council, in their capacity as the Greater Manchester Pension Fund (GMPF), became the Scheme administering authority for both the Justice Secretary and the commercial rehabilitation companies. The GMPF received the assets and liabilities in respect of all Probation Trust membership from a number of other administering authorities which amounted to assets of over £2bn and liabilities in the region of £1.3bn.

As a result of these changes, approximately 46,000 members of the LGPS, both employees and pensioners, were transferred from 34 pension authorities in England and Wales to the GMPF. This resulted in a large increase in the “Transfers out” in Table 1 above – Expenditure.

Data quality

This Statistical Release contains Official Statistics and as such has been produced to the high professional standards set out in the National Statistics Code of Practice. Official Statistics products undergo regular quality assurance reviews to ensure that they meet customer demands.

The information for 2014-15 in this release is derived from Department for Communities and Local Government (DCLG) SF3(Pension) forms and is based on valid returns from all 8 LGPS administering authorities in Wales. The forms should be completed in accordance with the guidance provided, however this guidance is open to interpretation by local authorities when they complete the forms.

Figures are subjected to rigorous pre-defined validation tests both within the form itself, while the form is being completed by the authority and also by DCLG as the data are received and stored. When necessary DCLG have made manual changes to the data to ensure data integrity.

Finally, the release document, once prepared, is also subject to intensive peer review before being

cleared as fit for the purposes of publication.

Employer data

This year, for the first time, data were collected on the type of employer involved in the LGPS and the number of employees covered by the employers. All administering authorities in Wales were able to provide a this breakdown.

Revisions policy

This policy has been developed in accordance with the UK Statistics Authority Code of Practice for Official statistics and the Department for Communities and Local Government Revisions Policy (found at www.gov.uk/government/publications/statistical-notice-dclg-revisions-policy). There are two types of revisions that the policy covers:

Non-Scheduled Revisions

Where a substantial error has occurred as a result of the compilation, imputation or dissemination process, the statistical release, live tables and other accompanying releases will be updated with a correction notice as soon as is practical.

Scheduled Revisions

At time of publication there are no scheduled revisions for this series.

Background notes

This Statistical Release can be found at the following web address:

<https://www.gov.uk/government/collections/local-government-pension-scheme>

Timings of future releases are regularly placed on the Gov.UK website,

<https://www.gov.uk/government/statistics/announcements> .

For a fuller picture of recent trends in local government finance, readers are directed to the latest edition of *Local Government Finance Statistics England*, which is available electronically from the Department for Communities and Local Government website:

www.gov.uk/government/collections/local-government-finance-statistics-england .

User engagement

Users are encouraged to provide feedback on how these statistics are used and how well they meet user needs. Comments on any issues relating to this statistical release are welcomed and encouraged. Responses should be addressed to the "Public enquiries" contact given in the "Enquiries" section below.

The Department's engagement strategy to meet the needs of statistics users is published here:

<https://www.gov.uk/government/publications/engagement-strategy-to-meet-the-needs-of-statistics-users>

Comments and feedback from end users for further improvement or about your experiences with this product will be welcomed. Please send all views to: sf3.statistics@communities.gsi.gov.uk

Devolved administration statistics

In addition to data for England, DCLG also collect data for 81 administering authorities in England. Data for 2014-15 and comparisons with previous years can be found at:

www.gov.uk/government/collections/local-government-pension-scheme

The Scottish Government also collect local government pension fund data. Their information can be found at the following website:

www.scotland.gov.uk/Publications/2014/02/4500/5

Firefighters' statistics

DCLG also collect and publish data on the Firefighters' pension scheme. This information can be found at the following website:

www.gov.uk/government/collections/firefighters-pension-scheme-statistics

8. Enquiries

Media enquiries: 0303 444 1201

Email: press.office@communities.gsi.gov.uk

Public enquiries and Responsible Statistician:

Jo Coleman

0303 444 2116

Email: sf3.statistics@communities.gsi.gov.uk

Information on Official Statistics is available via the UK Statistics Authority website:

www.statistics.gov.uk/hub/browse-by-theme/index.html

Information about statistics at DCLG is available via the Department's website:

www.gov.uk/government/organisations/department-for-communities-and-local-government/about/statistics

© Crown copyright, 2015

Copyright in the typographical arrangement rests with the Crown.

You may re-use this information (not including logos) free of charge in any format or medium, under the terms of the Open Government Licence. To view this licence, www.nationalarchives.gov.uk/doc/open-government-licence/ or write to the Information Policy Team, The National Archives, Kew, London TW9 4DU, or email: psi@nationalarchives.gsi.gov.uk.

This document/publication is also available on our website at www.gov.uk/dclg

If you have any enquiries regarding this document/publication, email contactus@communities.gov.uk or write to us at:

Department for Communities and Local Government
2 Marsham Street
London
SW1P 4DF
Telephone: 030 3444 0000

October 2015

For all our latest news and updates follow us on Twitter: <https://twitter.com/CommunitiesUK>

ISBN: 978-1-4098-4708-3