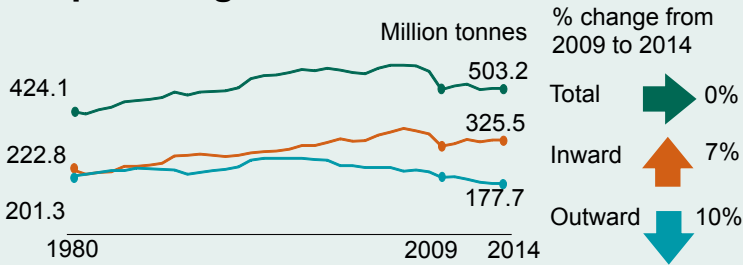


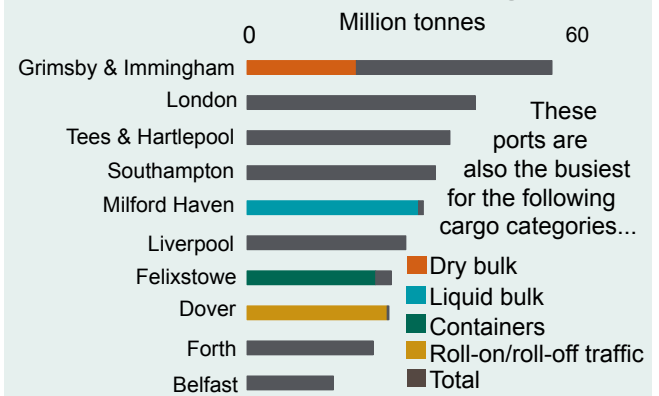


Port freight tonnage remained stable with 503.2 million tonnes in 2014

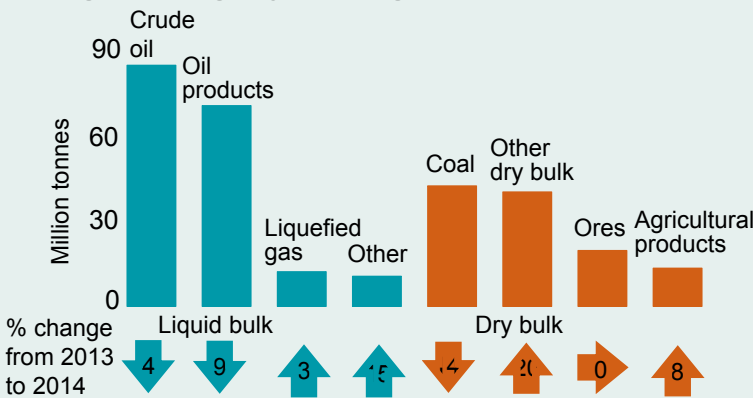
UK port freight traffic



Top 10 busiest ports (tonnage)



Cargo category changes

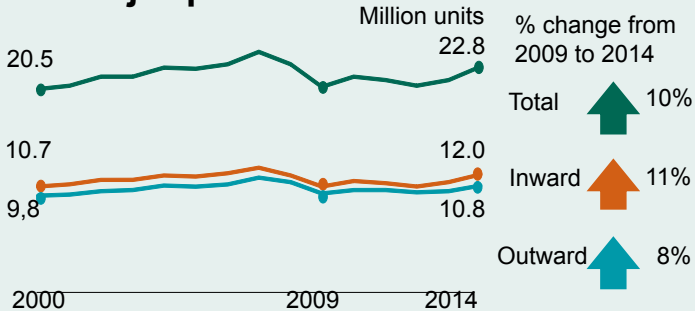


International traffic



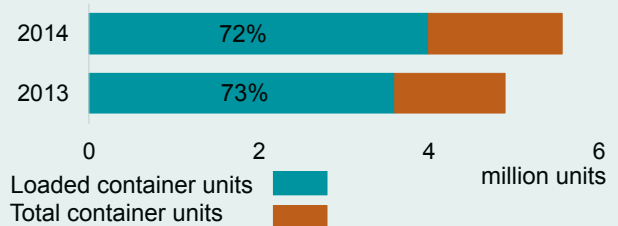
Unitised traffic (UK major ports) rose by 6% to 22.8 million units in 2014

UK major port unitised traffic




Container units

Proportion of loaded containers has remained similar despite increase in container volumes in 2014.



In 2014 93% of container units (5.2 million units) travelled to or from an international destination.

Trade motor vehicles



There were 4.1 million trade vehicles imported or exported at UK major ports. Trade vehicles were the second most common commodity, but the smallest in terms of tonnage.

Trade destination

Routes between UK and Europe are dominated by Ro-Ro traffic (trade and passenger vehicles).

