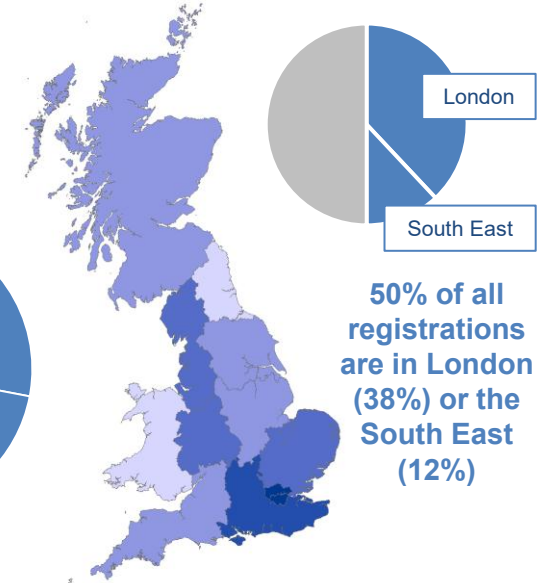
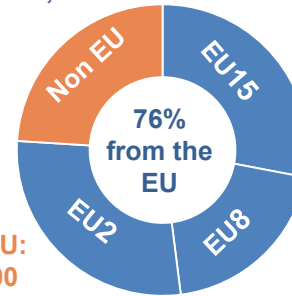
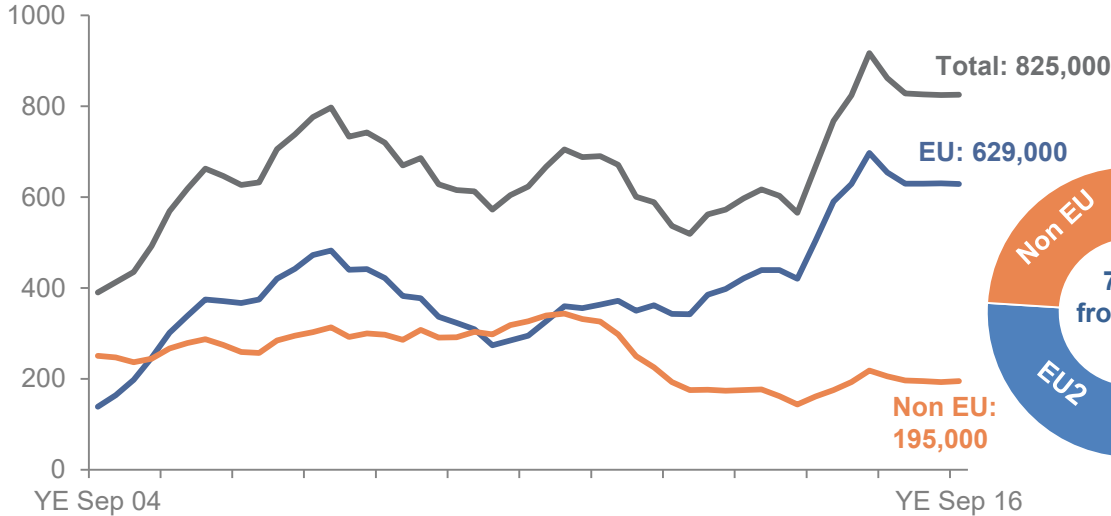




Department
for Work &
Pensions

National Insurance Numbers Allocated to Adult Overseas Nationals Registrations to September 2016

825 thousand NINo's registered in the year to September 2016



Changes from the previous year : By world area (in thousands)

World areas	YE Sept 2016 total	Diff to Sep15	% change to previous year
Total	825	-37	-4%
European Union	629	-26	-4%
(of which) EU15	231	-12	-5%
(of which) EU8	167	-35	-17%
(of which) EU2	227	22	11%
Non-European Union	195	-11	-5%

...and the top 5 Nationalities . Registrations to September 2016 (thousands) and % change from the previous year.

EU		Non EU	
Romania	187 (+13%)	India	34 (-8%)
Poland	101 (-18%)	Australia	13 (-7%)
Italy	61 (+3%)	China	13 (-8%)
Spain	48 (-11%)	Pakistan	12 (-13%)
Bulgaria	41 (-1%)	United States	10 (-2%)

Nationalities with the largest *increases* in registrations in the year to September 2016 are : Romania (see above). Greece up 29% to 14,000. Syria up 89% to 5,000.