

- DO NOT STAPLE
- PRINT ON ONE SIDE ONLY

FORM AR21

Trade Union and Labour Relations (Consolidation) Act 1992

ANNUAL RETURN FOR A TRADE UNION

Name of Trade Union:

Nationwide Group Staff Union

Year ended:

31 December 2013

List no:

713T

Head or Main Office:

Middleton Farmhouse,
37 Main Road,
Middleton Cheney,
Banbury,
Oxfordshire OX17 2QT

Website address (if available)

www.ngsu.org.uk/

Has the address changed during
the
year to which the return relates?

Yes

No

(Click the appropriate box)

General Secretary:

Tim Poil

Telephone Number:

01295 710767

Contact name for queries
regarding

Sailesh P Mehta, HW Fisher & Company

Telephone Number:

020 7388 7000

E-mail:

smehta@hwfisher.co.uk

PLEASE FOLLOW THE GUIDANCE NOTES IN THE COMPLETION OF THIS RETURN.

Any difficulties or problems in the completion of this return should be directed to the Certification Officer as below or by telephone to: 020 7210 3734

The address to which returns and other documents should be sent are:

For Unions based in England and Wales:

Certification Office for Trade Unions and Employers' Associations
22nd Floor, Euston Tower, 286 Euston Road, London NW1 3JJ

For Unions based in Scotland:

Certification Office for Trade Unions and Employers' Associations
Melrose House, 69a George Street, Edinburgh EH2 2JG




(Revised February 2011)

Nationwide Group Staff Union

Union Officers at 31 December 2013

General Secretary	Tim Poil
President	George Stephen Barnes
Vice-President	Nicola Trudi Sellars
Treasurer	Karen Hart
Executive Officer	Thomas Stephen Smith
Executive Officer	Alan Lampard
Executive Officer	Mehdi Najafi
Executive Officer	Sara Beth Seymour
Executive Officer	James Campbell
Executive Officer	Iain Jeffree
Executive Officer	Rebecca Marianne McKenzie
Executive Officer	Nicola Trudi Sellars
Executive Officer	Christian James Palfrey
National Regional Officer - Swindon Support Services	Peter Goldsworthy
National Regional Officer - Bournemouth	Karen Hart
National Regional Officer - Retail North 2	Nicola Huddleston
National Regional Officer - NAC	Donna Clarke
National Regional Officer - Derbyshire & Cheshire	Gillian Mary Grocott
National Regional Officer - Retail South 1	Pamela Roye
National Regional Officer - Retail North 1	Darren Blundell
National Regional Officer - Retail South 3	Christine Cooper
National Regional Officer - Retail South 2	Karl Mitchell
National Regional Officer - Dunfermline	Mairi Jones



RETURN OF MEMBERS

(see notes 10 and 11)

	NUMBER OF MEMBERS AT THE END OF THE YEAR				
	Great Britain	Northern Ireland	Irish Republic	Elsewhere Abroad (including Channel Islands)	TOTALS
MALE	3,490	22	0	0	3,512
FEMALE	8,207	133	0	0	8,340
TOTAL	11,697	155	0	0	A 11,852

Number of members included in totals box 'A' above for whom no home or authorised address is held:

69

Number of members at end of year contributing to the General Fund

11,852

OFFICERS IN POST

(see note 12)

Please attach as an annexe to this form a complete list of all officers in post at the end of the year to which this form relates, with the title of each persons office.

RETURN OF CHANGE OF OFFICERS

Please complete the following to record any changes of officers during the twelve months covered by this return.

Title of Office	Name of Officer ceasing to hold office	Name of Officer Appointed	Date
Executive Officer	Katy Kurn	Alan Lampard	01/03/2013
Executive Officer	Paul Tomalin	Sara Seymour	01/07/2013
NRO Retail South 2	Sara Seymour	Karl Mitchell	01/07/2013
NRO Retail South 3	Michael Jacobs	Christine Cooper	01/01/2013

State whether the union is:

a. A branch of another trade union?

Yes

No

If yes, state the name of that other union:

b. A federation of trade unions?

Yes

No

If yes, state the number of affiliated unions:

and names:

GENERAL FUND

(see notes 13 to 18)

	£	£
INCOME		
From Members: Contributions and Subscriptions		1,064,975
From Members: Other income from members (specify)		
 Total other income from members		1,064,975
Total of all income from members		
Investment income (as at page 12)		2,834
Other Income		
Income from Federations and other bodies (as at page 4)		
Income from any other sources (as at page 4)		104,341
 Total of other income (as at page 4)		107,175
	TOTAL INCOME	1,172,150
EXPENDITURE		
Benefits to members (as at page 5)		55,308
Administrative expenses (as at page 10)		1,026,547
Federation and other bodies (specify)		
TUC Affiliation fee	30,465	
Transfer to Charitable Fund	5,000	
 Total expenditure Federation and other bodies		35,465
Taxation		
	TOTAL EXPENDITURE	1,117,320
Surplus (deficit) for year		54,830
Amount of general fund at beginning of year		846,589
Amount of general fund at end of year		901,419

ANALYSIS OF INCOME FROM FEDERATION AND OTHER BODIES AND OTHER INCOME

(see notes 19 and 20)

DESCRIPTION	£	£
Federation and other bodies		
TOTAL FEDERATION AND OTHER BODIES		
Other income		
Advertising revenue	1,500	
Draws and lotteries	77,850	
Insurance commission	16,560	
Other commission	3,382	
Sundry income	5,049	
TOTAL OTHER INCOME		104,341
TOTAL OF ALL OTHER INCOME		104,341

ANALYSIS OF BENEFIT EXPENDITURE SHOWN AT GENERAL FUND

(see notes 21 to 23)

	£		£
Representation – Employment Related Issues Legal fees	4,007	brought forward Education and Training services Training	39,472 3,658
Representation – Non Employment Related Issues		Negotiated Discount Services	
Communications Magazine costs	25,151		
Publications	10,314	Salary Costs	
Advisory Services			
Dispute Benefits		Other Benefits and Grants (specify) Disciplinary and grievance	12,178
Other Cash Payments			
carried forward	39,472	Total (should agree with figure in General Fund)	55,308

(See notes 24 and 25)

FUND 2		Fund Account	
Name:	Charitable Fund	£	£
Income			
	From members		
	Investment income (as at page 12)		
	Other income (specify)		
	Donations		613
	Transfer from General Fund		5,000
		Total other income as specified	
		Total Income	5,613
Expenditure			
	Benefits to members		2,088
	Administrative expenses and other expenditure (as at page 10)		
		Total Expenditure	2,088
		Surplus (Deficit) for the year	3,525
		Amount of fund at beginning of year	18,622
		Amount of fund at the end of year (as Balance Sheet)	22,147
		Number of members contributing at end of year	N/A

FUND 3		Fund Account	
Name:		£	£
Income			
	From members		
	Investment income (as at page 12)		
	Other income (specify)		
		Total other income as specified	
		Total Income	
Expenditure			
	Benefits to members		
	Administrative expenses and other expenditure (as at page 10)		
		Total Expenditure	
		Surplus (Deficit) for the year	
		Amount of fund at beginning of year	
		Amount of fund at the end of year (as Balance Sheet)	
		Number of members contributing at end of year	

FUND 4		Fund Account	
Name:		£	£
Income			
	From members		
	Investment income (as at page 12)		
	Other income (specify)		
		Total other income as specified	
		Total Income	
Expenditure			
	Benefits to members		
	Administrative expenses and other expenditure (as at page 10)		
		Total Expenditure	
		Surplus (Deficit) for the year	
		Amount of fund at beginning of year	
		Amount of fund at the end of year (as Balance Sheet)	
		Number of members contributing at end of year	

FUND 5		Fund Account	
Name:		£	£
Income			
	From members		
	Investment income (as at page 12)		
	Other income (specify)		
		Total other income as specified	
		Total Income	
Expenditure			
	Benefits to members		
	Administrative expenses and other expenditure (as at page 10)		
		Total Expenditure	
		Surplus (Deficit) for the year	
		Amount of fund at beginning of year	
		Amount of fund at the end of year (as Balance Sheet)	
		Number of members contributing at end of year	

(See notes 24 and 25)

FUND 6		Fund Account	
Name:		£	£
Income			
From members			
Investment income (as at page 12)			
Other income (specify)			
	Total other income as specified		
	Total Income		
Expenditure			
Benefits to members			
Administrative expenses and other expenditure (as at page 10)			
	Total Expenditure		
	Surplus (Deficit) for the year		
	Amount of fund at beginning of year		
	Amount of fund at the end of year (as Balance Sheet)		
	Number of members contributing at end of year		

FUND 7		Fund Account	
Name:		£	£
Income			
From members			
Investment income (as at page 12)			
Other income (specify)			
	Total other income as specified		
	Total Income		
Expenditure			
Benefits to members			
Administrative expenses and other expenditure (as at page 10)			
	Total Expenditure		
	Surplus (Deficit) for the year		
	Amount of fund at beginning of year		
	Amount of fund at the end of year (as Balance Sheet)		
	Number of members contributing at end of year		

(see notes 26 to 31)

POLITICAL FUND ACCOUNT 1		To be completed by trade unions which maintain their own fund	
		£	£
Income	Members contributions and levies		
	Investment income (as at page 12)		
	Other income (specify)		
		Total other income as specified	
		Total income	
Expenditure	Expenditure under section 82 of the Trade Union and Labour Relations (Consolidation) Act 1992 (specify)		
	Administration expenses in connection with political objects (specify)		
	Non-political expenditure		
			Total expenditure
		Surplus (deficit) for year	
		Amount of political fund at beginning of year	
		Amount of political fund at the end of year (as Balance Sheet)	
		Number of members at end of year contributing to the political fund	
		Number of members at end of the year not contributing to the political fund	
Number of members at end of year who have completed an exemption notice and do not therefore contribute to the political fund			

POLITICAL FUND ACCOUNT 2		To be completed by trade unions which act as components of a central trade union	
		£	£
Income	Contributions and levies collected from members on behalf of central political fund		
	Funds received back from central political fund		
	Other income (specify)		
		Total other income as specified	
		Total income	
Expenditure	Expenditure under section 82 of the Trade Union and Labour Relations (Consolidation) Act 1992 (specify)		
	Administration expenses in connection with political objects (specify)		
	Non-political expenditure		
			Total expenditure
		Surplus (deficit) for year	
		Amount held on behalf of trade union political fund at beginning of year	
		Amount remitted to central political fund	
		Amount held on behalf of central political fund at end of year	
		Number of members at end of year contributing to the political fund	
		Number of members at end of the year not contributing to the political fund	
Number of members at end of year who have completed an exemption notice and do not therefore contribute to the political fund			

ANALYSIS OF ADMINISTRATIVE EXPENSES AND OTHER OUTGOINGS EXCLUDING AMOUNTS CHARGED TO POLITICAL FUND ACCOUNTS

(see notes 32 and 33)

	£
Administrative Expenses	
Remuneration and expenses of staff	763,082
Salaries and Wages included in above	£763,082
Auditors' fees	16,190
Legal and Professional fees	3,628
Occupancy costs	42,045
Stationery, printing, postage, telephone, etc.	33,224
Expenses of Executive Committee (Head Office)	3,599
Expenses of conferences	77,426
Other administrative expenses (specify)	
Sundry expenses	
Bad debt	
Accounting systems	10,272
Website costs	7,407
Maintenance and leasing	73,042
Other Outgoings	
Interest payable:	
Bank loans (including overdrafts)	
Mortgages	
Other loans	
Depreciation	12,641
Taxation	(16,009)
Outgoings on land and buildings (specify)	
Other outgoings (specify)	
Total	1,026,547
Charged to:	
General Fund (Page 3)	1,026,547
Fund (Account)	
Fund (Account)	
Fund (Account)	
Fund (Account)	
Total	1,026,547

ANALYSIS OF OFFICIALS SALARIES AND BENEFITS

(see notes 34 to 44 below)

Office held	Gross Salary	Employers N.I. contributions	Benefits			Total	
			Pension Contribution s £	Other Benefits			£
				Description	Value £		
Tim Poil – General Secretary	£ 116,136	£ 15,243	11,614	Car allowance	10,020	137,770	

ANALYSIS OF INVESTMENT INCOME

(see notes 45 and 46)

	Political Fund £		Other Fund(s) £
Rent from land and buildings			
Dividends (gross) from:			
Equities (e.g. shares)			
Interest (gross) from:			
Government securities (Gilts)			
Mortgages			
Local Authority Bonds			
Bank and Building Societies			2,834
Other investment income (specify)			
Total investment income			2,834
Credited to:			
General Fund (Page 3)			2,834
Fund (Account)			
Fund (Account)			
Fund (Account)			
Fund (Account)			
Fund (Account)			
Political Fund			
Total Investment Income			2,834

BALANCE SHEET as at 31 December 2013

(see notes 47 to 50)

Previous Year		£	£
343,726	Fixed Assets (at page 14)		358,446
	Investments (as per analysis on page 15)		
150	Quoted (Market value £ 327)		150
	Unquoted		
343,876	Total Investments		358,596
	Other Assets		
	Loans to other trade unions		
30,023	Sundry debtors		28,834
635,708	Cash at bank and in hand		671,865
	Income tax to be recovered		
	Stocks of goods		
	Others (specify)		
665,731	Total of other assets		700,699
1,009,607	TOTAL ASSETS		1,059,295
846,589	General Fund (Account 1)		901,419
18,622	Charitable Fund (Account 2)		22,147
	Fund (Account)		
	Superannuation Fund (Account)		
	Political Fund (Account)		
	Revaluation Reserve		
	LIABILITIES		
	Amount held on behalf of central trade union political fund		
	Loans: From other trade unions		
	Loans: Other		
	Bank overdraft		
	Tax payable		
144,396	Sundry creditors		135,729
	Accrued expenses		
	Provisions		
	Other liabilities		
1,009,607	TOTAL LIABILITIES		1,059,295
1,009,607	TOTAL ASSETS		1,059,295

FIXED ASSETS ACCOUNT

(see notes 51 to 55)

	Land and Buildings Freehold		Furniture and Equipment £	Motor Vehicles £	Not used for union business £	Total £
	£	£				
Cost or Valuation						
At start of year	427,203		130,394			557,597
Additions			27,361			27,361
Disposals						
Revaluation/Transfers						
At end of year	427,203		157,755			584,958
Accumulated Depreciation						
At start of year	92,888		120,983			213,871
Charges for year	6,544		6,097			12,641
Disposals						
Revaluation/Transfers						
At end of year	99,432		127,080			226,512
Net book value at end of year	327,771		30,675			358,446
Net book value at end of previous year	334,315		9,411			343,726

ANALYSIS OF INVESTMENTS

(see notes 56 and 57)

QUOTED	All Funds Except Political Funds £	Political Fund £
Equities (e.g. Shares)	150	
Government Securities (Gilts)		
Other quoted securities (to be specified)		
TOTAL QUOTED (as Balance Sheet)	150	
Market Value of Quoted Investment	327	
UNQUOTED		
Equities		
Government Securities (Gilts)		
Mortgages		
Bank and Building Societies		
Other unquoted investments (to be specified)		
TOTAL UNQUOTED (as Balance Sheet)		
Market Value of Unquoted Investments		

ANALYSIS OF INVESTMENT INCOME (CONTROLLING INTERESTS)

(see notes 58 and 59)

Does the union, or any constituent part of the union, have a controlling interest in any limited company?		YES <input checked="" type="checkbox"/>	NO <input type="checkbox"/>
If YES name the relevant companies:			
COMPANY NAME	COMPANY REGISTRATION NUMBER (if not registered in England & Wales, state where registered)		
NGSU ASSET MANAGEMENT LIMITED	08341802		
Are the shares which are controlled by the union registered in the names of the union's trustees?		YES <input checked="" type="checkbox"/>	NO <input type="checkbox"/>
If NO, state the names of the persons in whom the shares controlled by the union are registered.			
COMPANY NAME	NAMES OF SHAREHOLDERS		

SUMMARY SHEET

(see notes 60 to 71)

	All funds except Political Funds £	Political Funds £	Total Funds £
INCOME			
From Members	1,064,975		1,064,975
From Investments	2,834		2,834
Other Income (including increases by revaluation of assets)	104,954		104,954
Total Income	1,172,763		1,172,763
EXPENDITURE (including decreases by revaluation of assets)			
Total Expenditure	1,114,408		1,114,408
Funds at beginning of year (including reserves)	865,211		865,211
Funds at end of year (including reserves)	923,566		923,566
ASSETS			
Fixed Assets			358,446
Investment Assets			150
Other Assets			700,699
		Total Assets	1,059,295
LIABILITIES		Total Liabilities	135,729
NET ASSETS (Total Assets less Total Liabilities)			923,566

NOTES TO THE ACCOUNTS

(see notes 72 and 73)

All notes to the accounts must be entered on or attached to this part of the return.

See attached.

ACCOUNTING POLICIES



(see notes 74 and 75)

See attached

SIGNATURES TO THE ANNUAL RETURN

(see notes 76 and 77)

including the accounts and balance sheet contained in the return.

Secretary's Signature: 	Chairman's Signature: 
Name: <u>Tim Poole</u>	Name: <u>GILLIAN MARY GROLANT</u> <small>(or other official whose position should be stated)</small>
Date: <u>27th May 2014</u>	Date: <u>20th May 2014.</u>

CHECK LIST

(see notes 78 to 80)

(please tick as appropriate)

IS THE RETURN OF OFFICERS ATTACHED? (see Page 2 and Note 12)	YES	<input checked="" type="checkbox"/>	NO	<input type="checkbox"/>
HAS THE RETURN OF CHANGE OF OFFICERS BEEN COMPLETED? (see Page 2 and Note 12)	YES	<input checked="" type="checkbox"/>	NO	<input type="checkbox"/>
HAS THE RETURN BEEN SIGNED? (see Pages 19 and 21 and Notes 76 and 77)	YES	<input checked="" type="checkbox"/>	NO	<input type="checkbox"/>
HAS THE AUDITOR'S REPORT BEEN COMPLETED? (see Pages 20 and 21 and Notes 2 and 77)	YES	<input checked="" type="checkbox"/>	NO	<input type="checkbox"/>
IS A RULE BOOK ENCLOSED? (see Notes 8 and 78)	YES	<input checked="" type="checkbox"/>	NO	<input type="checkbox"/>
A MEMBER'S STATEMENT IS: (see Note 80)	ENCLOSED	<input type="checkbox"/>	TO FOLLOW	<input checked="" type="checkbox"/>
HAS THE SUMMARY SHEET BEEN COMPLETED (see Page 17 and Notes 7 and 59)	YES	<input checked="" type="checkbox"/>	NO	<input type="checkbox"/>

AUDITOR'S REPORT

(see notes 81 to 86)

made in accordance with section 36 of the Trade Union and Labour Relations (Consolidation) Act 1992.

1. In the opinion of the auditors or auditor do the accounts they have audited and which are contained in this return give a true and fair view of the matters to which they relate?
(See section 36(1) and (2) of the 1992 Act and notes 83 and 84)

YES NO

If "No" please explain below.

2. Have the auditors or auditor carried out such investigations in the preparation of their audit report as will enable them to form an opinion as to:
- (a) whether the trade union has kept proper accounting records in accordance with section 28 of the 1992 Act;
 - (b) whether it has maintained a satisfactory system of control over its transactions in accordance with the requirements of that section; and
 - (c) whether the accounts to which the report relates agree with the accounting records?
(See section 36(3) of the 1992 Act, set out in note 83)

YES NO

If "No" please explain below.

3. Are the auditors or auditor of the opinion that the union has complied with section 28 of the 1992 Act and has:
- (a) kept proper accounting records with respect to its transactions and its assets and liabilities; and
 - (b) established and maintained a satisfactory system of control of its accounting records, its cash holding and all its receipts and remittances.
(See section 36(4) of the 1992 Act set out in rule 83)

YES NO

If "No" please explain below.

4. Please set out a copy of the report made by the auditors or auditor to the union on the accounts to which this AR21 relates. The report is to set out the basis upon which the audit has been conducted and/or such other statement as the auditor considers appropriate. Such a statement may be provided as a separate document.
(See note 85)

AUDITOR'S REPORT (continued)

SEE ATTACHED SHEET

Signature(s):

H W Fisher & Co

Name(s):

H W Fisher & Company

Profession(s) or Calling(s):

*Chartered Accountants
Statutory Auditor*

Address(es):

*Acre House
11 - 15 William Road
London NW1 3ER
United Kingdom*

Date:

29 MAY 2014

Contact name and telephone number:

*Sailesh P Mehta
020 7388 7000*

N.B. When notes to the accounts are referred to in the auditor's report a copy of those notes must accompany this return.

**REPORT OF THE INDEPENDENT AUDITORS
TO THE MEMBERS OF THE
NATIONWIDE GROUP STAFF UNION**



We have audited the financial statements of the Nationwide Group Staff Union for the year ended 31 December 2013, set out on pages 3 to 10. The financial reporting framework that has been applied in their preparation is applicable law and United Kingdom Accounting Standards (United Kingdom Generally Accepted Accounting Practice).

This report is made solely to the Union's members, as a body. Our audit work has been undertaken so that we might state to the Union's members those matters we are required to state to them in an auditor's report and for no other purpose. To the fullest extent permitted by law, we do not accept or assume responsibility to anyone other than the Union and the Union's members as a body, for our audit work, for this report, or for the opinions we have formed.

Respective responsibilities of the Union's National Executive Committee and auditors

As explained more fully in the Statement of Responsibilities of the National Executive Committee on page 1, the Union's National Executive Committee is responsible for the preparation of financial statements which give a true and fair view. Our responsibility is to audit and express an opinion on the financial statements in accordance with applicable law and International Standards on Auditing (UK and Ireland). Those standards require us to comply with the Auditing Practices Board's Ethical Standards for Auditors.

Scope of the audit of the financial statements

An audit involves obtaining evidence about the amounts and disclosures in the financial statements sufficient to give reasonable assurance that the financial statements are free from material misstatement, whether caused by fraud or error. This includes an assessment of: whether the accounting policies are appropriate to the Union's circumstances and have been consistently applied and adequately disclosed; the reasonableness of significant accounting estimates made by the Union's National Executive Committee; and the overall presentation of the financial statements.

Opinion on financial statements

In our opinion the financial statements give a true and fair view of the state of the Union's affairs as at 31 December 2013 and of its income and expenditure for the year then ended.

Matters on which we are required to report by exception

We are required by the Trade Union and Labour Relations (Consolidation) Act 1992 (Amended) to report to you by exception in respect of the following matters if, in our opinion:

- A satisfactory system of control over transactions has not been maintained.
- The Union has not kept proper accounting records.
- The financial statements are not in agreement with the books of account.
- We have not received all the information and explanations we need for our audit.

We have nothing to report to you in respect of the above matters.

H W FISHER & COMPANY
Chartered Accountants
Statutory Auditor

Acre House
11 - 15 William Road
London NW1 3ER
United Kingdom

Dated: 19 March 2014

NATIONWIDE GROUP STAFF UNION

ACCOUNTING POLICIES

YEAR ENDED 31 DECEMBER 2013

Accounting Convention

The accounts have been prepared under the historical cost convention and follow all applicable Accounting Standards.

Subscriptions

Subscriptions are accounted for on an accruals basis.

Commission Income

Insurance Scheme Commission is accounted for on a cash received basis. Other commissions are accounted for on an accruals basis.

Depreciation

Depreciation is provided on all tangible fixed assets (except freehold land) at rates estimated to write off the cost of each asset on a straight line basis over its expected useful life as follows:

Freehold building	-	2% per annum
Office equipment	-	25% per annum
Computer equipment	-	25% per annum

National Conference

The costs of the biennial National Conference are accounted for over two years by providing for in advance and not solely in the year that the National Conference occurs.

Taxation

Corporation tax is payable on all interest receivable after relief for any expenditure on provident benefits.

NATIONWIDE GROUP STAFF UNION

NOTES TO THE ACCOUNTS

YEAR ENDED 31 DECEMBER 2013

1	OTHER INCOME	2013	2012
		£	£
	Advertising revenue	1,500	1,800
	Bank interest	2,834	3,228
	Draws and lotteries:		
	Draw income	311,400	308,487
	Prizes awarded	(233,550)	(231,410)
	Insurance commission	15,777	14,821
	Rapport insurance	783	887
	Other commission	3,382	7,382
	Sundry income	5,049	15,724
		<u>107,175</u>	<u>120,919</u>
2	SERVICES TO MEMBERS	2013	2012
		£	£
	Magazine costs	25,151	27,154
	Legal and professional	4,007	40,358
	TUC affiliation fee	30,465	31,933
	Postage	7,832	7,407
	Publications	10,314	9,120
	Staff costs	679,042	631,204
	Telephone	14,265	13,854
	Training	3,658	5,468
	Health and safety costs	-	3,159
	Disciplinary and grievance meetings	12,178	16,965
	Website costs	7,407	5,719
		<u>794,319</u>	<u>792,341</u>

NATIONWIDE GROUP STAFF UNION

NOTES TO THE ACCOUNTS

YEAR ENDED 31 DECEMBER 2013

3	MEETING EXPENSES	2013 £	2012 £
	National Conference	37,009	22,979
	Area Council	6,740	4,008
	National Executive	3,599	3,567
	TUC Meetings	1,895	1,741
	Other meetings	31,782	28,528
		81,025	60,823
4	ADMINISTRATION EXPENSES	2013 £	2012 £
	Audit and accountancy	16,190	11,504
	Ballots	9,005	-
	Accountancy systems	10,272	11,232
	Bank and legal costs	3,628	7,519
	Printing and stationery	2,122	4,937
	Staff costs	84,040	81,895
		125,257	117,087
5	PREMISES COSTS	2013 £	2012 £
	Cleaning	5,592	5,650
	Insurance	3,603	3,457
	Rent and rates	12,822	8,757
	Repairs	10,532	1,470
	Utilities	5,883	7,596
	Flat expenses	3,613	3,912
		42,045	30,842

NATIONWIDE GROUP STAFF UNION

NOTES TO THE ACCOUNTS

YEAR ENDED 31 DECEMBER 2013

6	EQUIPMENT COSTS		2013		2012
			£		£
	Maintenance and leasing				
	Motor		55,257		54,078
	Office and computer		17,785		22,586
			<u>73,042</u>		<u>76,664</u>
7	TANGIBLE FIXED ASSETS	Land and buildings	Office equipment	Computer and software	Total
		£	£	£	£
	COST				
	At 1 January 2013	427,203	27,887	102,507	557,597
	Additions	-	4,704	22,657	27,361
	Disposals	-	-	-	-
	At 31 December 2013	<u>427,203</u>	<u>32,591</u>	<u>125,164</u>	<u>584,958</u>
	ACCUMULATED DEPRECIATION				
	At 1 January 2013	92,888	26,305	94,678	213,871
	Charge for the year	6,544	1,204	4,893	12,641
	Relating to disposals	-	-	-	-
	At 31 December 2013	<u>99,432</u>	<u>27,509</u>	<u>99,571</u>	<u>226,512</u>
	NET BOOK VALUE				
	At 31 December 2013	<u>327,771</u>	<u>5,082</u>	<u>25,593</u>	<u>358,446</u>
	At 31 December 2012	<u>334,315</u>	<u>1,582</u>	<u>7,829</u>	<u>343,726</u>

NATIONWIDE GROUP STAFF UNION

NOTES TO THE ACCOUNTS

YEAR ENDED 31 DECEMBER 2013

8	INVESTMENTS		
(a)	Movement in year		
	COST	Quoted Securities £	
	At 1 January 2013	150	
	Movement in year	-	
	At 31 December 2013	<u>150</u>	
(b)	MARKET VALUE		
		2013 £	2012 £
	At 31 December 2013	<u>327</u>	<u>257</u>
9	DEBTORS		
		2013 £	2012 £
	Other debtors	900	900
	Prepayments	27,934	29,123
		<u>28,834</u>	<u>30,023</u>
10	CREDITORS		
		2013 £	2012 £
	Other creditors	77,368	42,156
	Taxes & social security costs	24,772	24,801
	Accruals & deferred income	33,589	77,439
		<u>135,729</u>	<u>144,396</u>