



Department
for Business
Innovation & Skills

24+ Advanced Learning Loans

Final Application Information,
2014/15 Academic Year

29 OCTOBER 2015

Main Headlines

Applications received and applications ready for payment	The number of applications received for 24+ advanced learning loans decreased from 70,820 in the 2013/14 academic year to 67,280 in 2014/15. However, the number of applications ready for payment (approved) increased from 56,220 in 2013/14 to 56,870 in 2014/15.
Total loans approved and average (mean) loan	The total value of loans ready for payment increased from £139.8m in the 2013/14 academic year to £148.8m in 2014/15. The average (mean) loan ready for payment also increased from £2,490 in 2013/14 to £2,620 in 2014/15.
Provision type	Level 3 Diplomas received the most applications in the 2014/15 academic year. There were 34,880 applications received for Level 3 Diplomas, with 29,280 ready for payment. Overall, this amounted to a total of £84.8m awarded loans, with an average (mean) loan of £2,890 .
Applicant demographics	The highest number of applications received were from the 24-30 year old age group, with 27,000 being received for the 2014/15 academic year. On average, the value of loans approved and ready for payment for younger applicants were larger than those for older applicants. 72 per cent of applications received were by females (48,670) and 85 per cent of applications were received by UK nationals (57,070).
Top 10 qualifications	The Diploma in Accounting (QCF) qualification awarded by the Association of Accounting Technicians (AAT) received the most 24+advanced learning loan applications in the 2014/15 academic year. This qualification received 3,460 applications, with 3,030 applications ready for payment.
Sector Subject Area	For the 2014/15 Academic Year, the QAA access to HE in the Health, Public Services and Care received 10,690 applications, with 9,030 ready for payment. This was the largest amount of applications received for any provision type.
Learning provider type	General Further Education and Colleges (including Tertiary Colleges) received 44,570 applications for the 2014/15 academic year, of which 38,430 were ready for payment. There were also 16,500 applications received for Private Sector Public Funded learning providers, of which 13,120 were ready for payment.

Contents

1. Further Education & Skills 24+ Advanced Learning Loans.....	1
2. Data Source	2
Figure 2.1 – Process map of application states.....	2
Table 2.1 - Definitions	3
3. Other Related Statistics	4
4. 2014/15 Academic Year.....	5
Table 4.1 - 24+ Advanced Learning Loans Applications Received and Ready for Payment, Academic Years 2013/14 and 2014/15	5
Figure 4.1 - Total 24+ Advanced Learning Loans Applications at Monthly Intervals, Academic Years 2013/14, 2014/15 and 2015/16	5
Figure 4.2 - Map of 24+ Advanced Learning Loans Applications Received for Academic Year 2014/15, by Applicant Address, Great Britain	6
Table 4.2 - 24+ Advanced Learning Loans Applications Received for Academic Year 2014/15, by Provision Type	7
Table 4.3 - 24+ Advanced Learning Loans Applications Received for Academic Year 2014/15, by Age, Sex and UK/Non-UK Status	8
Table 4.4 - Top 10 Qualifications by Number of 24+ Advanced Learning Loans Applications, Academic Year 2014/15	9
Table 4.5 (a) - 24+ Advanced Learning Loans Applications Received for Academic Year 2014/15, by Sector Subject Area (Tier 1) and Provision Type.....	10
Table 4.5 (b) - 24+ Advanced Learning Loans Applications Received for Academic Year 2014/15, by Sector Subject Area (Tier 1) and Provision Type.....	11
Table 4.6 - 24+ Advanced Learning Loans Applications Received for Academic Year 2014/15, by Learning Provider Type	12

1. Further Education & Skills 24+ Advanced Learning Loans

Release Date: 29 October 2015

Next Update: 26 November – 24+ Advanced Learning Loans application information, 2015/16 Academic Year (as at 30 October).

October 2016 (provisional) - Final 2015/16 Application Information

Coverage: 2014/15: England; 24+, Level 3 and above

Statistician: Mohammed Bentaleb (fe.statistics@bis.gsi.gov.uk)

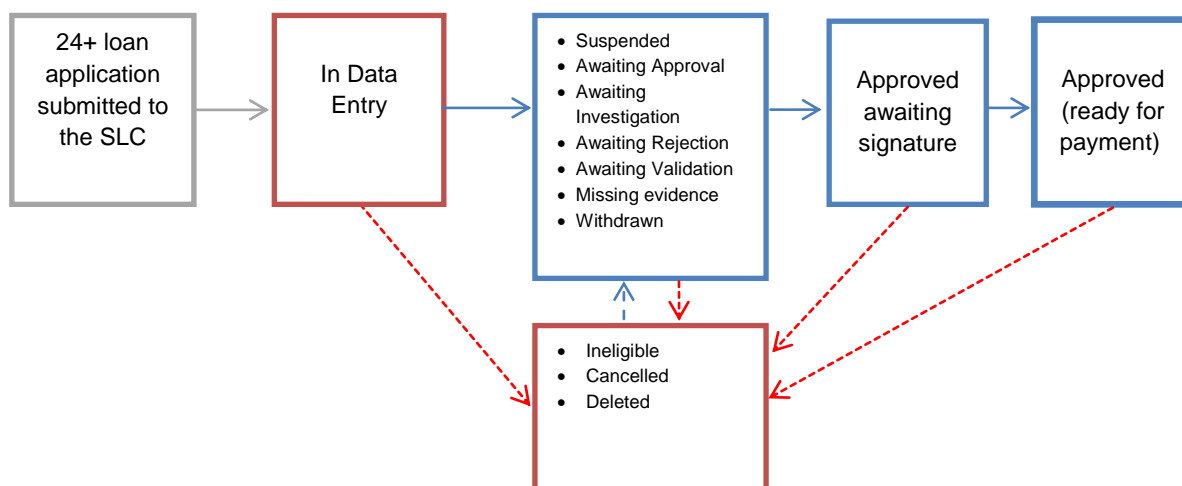
1. This is a Department for Business, Innovation and Skills (BIS) report from the 24+ Advanced Learning Loans applications system and contains information relating to courses starting in the 2014/15 academic year (August 2014 to July 2015). This final report uses data from the Student Loans Company's (SLC) live database. Data used includes applications received up until 30th September 2015, although applications closed for the 2014/15 academic year on 31 July 2015. This allows any applications that were submitted after the closing date due to certain circumstances to be included, as well as final processing to be completed on applications already submitted.
2. The report contains an outline of the data source as well as tables presenting; the number of applications received, the number of applications ready for payment, the amount of loan awarded to those ready for payment and the average (mean) amount awarded. Given the nature of the SLC live database, the information presented is at 30 September 2015 and is subject to change.
3. The next release of 24+ Advanced Learning Loans Information will be on 26 November 2015, and will relate to applications submitted to the end of October 2015 for the 2015/16 academic year. A final report for the 2015/16 academic year is planned for release in October 2016.

2. Data Source

The data used to produce this report are sourced from the live Student Loans Company (SLC) application database. The data refer to all applications received for 24+ Advanced Learning Loans, which include both unprocessed and processed applications, but exclude those ineligible, cancelled, deleted and in data entry. The live database provides information on applications, and is updated on an ongoing basis due to applications being processed, therefore data presented throughout the academic year are subject to change. A database snapshot provides data on applications (including application state) as it was held for any given date. This final report uses data on applications on the 30th September 2015 for the 2014/15 academic year and 30th September 2014 for the 2013/14 academic year. Data presented in this report may also change for particular applications at some point in the future, but the number of cases is now likely to be very small and unlikely to affect the results presented here.

Figure 1.1 provides an overview of different application states. The state of an application can depend on various factors, including how much progress has been made processing the application, as well as the accuracy of the information and supporting evidence provided. In the 24+ Advanced Learning Loans report, the definition of applications received exclude those that are in data entry, ineligible, cancelled or deleted.

Figure 2.1 – Process map of application states



Applications move between different states on an ongoing basis. For example, an application may be in data entry and move to awaiting approval or an application that has been approved may move into the cancelled, deleted or in data entry state. It is therefore possible that the number of applications received could decrease from one month to the next if a large amount of applications move to the states in the red boxes (and are not classed as an application received), although this is highly unlikely in practise. Also, due to the changing of states, the sum of monthly application states over the course of the academic year will not equal the total for the full academic year.

Since the data held by the SLC relate to applications only, they are not necessarily indicative of actual learner starts. For information on learner starts, see other related statistics.

Table 2.1 - Definitions

Academic year	2013/14 - August 2013 to July 2014
	2014/15 - August 2014 to July 2015
	2015/16 - August 2015 to July 2016
Application opening period	The period in which applications for a given academic start year are open:
	2013/14 – 8 th April 2013 to 31 st July 2014
	2014/15 – 14 th April 2014 to 31 st July 2015
	2015/16 – 5 th May 2015 to 31 st July 2016
	Note: in some circumstances applications may be submitted after the official closing date.
Application received	All applications received by the Student Loans Company for 24+ advanced learning loans, excluding those with application states; In Data Entry, Cancelled, Deleted and Ineligible (see Figure 2.1).
Ready for payment	Applications in the 'approved' state (see Figure 2.1).
Database snapshot	A snapshot of the Student Loan Company application database provides information on the status of applications for any chosen date, including dates in the past. For example, if a snapshot of 30 th September 2015 is chosen, then the information provided by the database will show application status held on the database on this day.

3. Other Related Statistics

On Wednesday 14th October 2015 the Department for Business, Innovation and Skills published the [Further Education and Skills Statistical First Release](#), which contains full year provisional figures relating to the number of learners participating in FE in the 2014/15 academic year who were funded through the 24+ Advanced Learning Loans system ([see Table 25](#)). This also includes learners whose course started in the 2013/14 academic year that continued into the 2014/15 academic year, and so these figures are not comparable to those in this report.

The next release of the Further Education and Skills Statistical First Release will be on Wednesday 18th November 2015, and will show final data on participation for the full 2014/15 academic year.

The Student Loans Company also published their [24+ Advanced Learning Loans Paid in England](#) publication on Wednesday 14th October 2015, which includes information on payments made to FE providers on behalf of loans-funded learners during the 2013/14 and 2014/15 academic years. Data presented here also relates to learners who are participating on a further education loan funded by a 24+ advanced learning loan, and hence are not directly comparable to the figures presented in this report.

On Thursday 18th June 2015 the Student Loans Company published [Debt and repayment statistics for England](#), which included figures debt and repayment relating to some 24+ Advanced Learning Loans for the 2014/15 academic year.

4. 2014/15 Academic Year

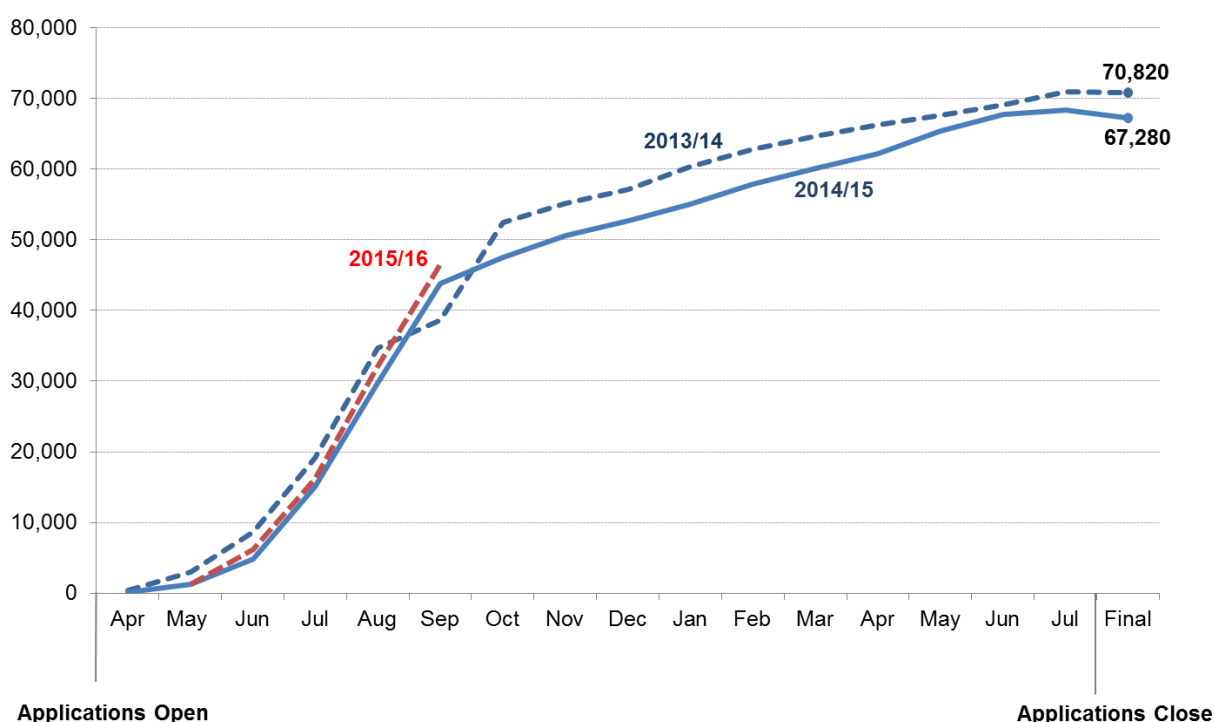
Table 4.1 - 24+ Advanced Learning Loans Applications Received and Ready for Payment, Academic Years 2013/14 and 2014/15

Academic year	Applications received	Ready for Payment		
		Number of applications	Total loan amount awarded (£000s)	Average loan amount (£)
2013/14	70,820	56,220	139,800	2,490
2014/15	67,280	56,870	148,800	2,620

Notes:

1. Applications received exclude applications Cancelled, Deleted, In Data Entry and Ineligible (except where stated).
2. Data are based on received applications, and are not necessarily indicative of actual learner starts.
3. All figures are rounded to the nearest 10, except for total loan amount awarded, which is rounded to the nearest £100,000.
4. Total 2014/15 is as at 30th September 2015. Total 2013/14 is as at 30th September 2014.

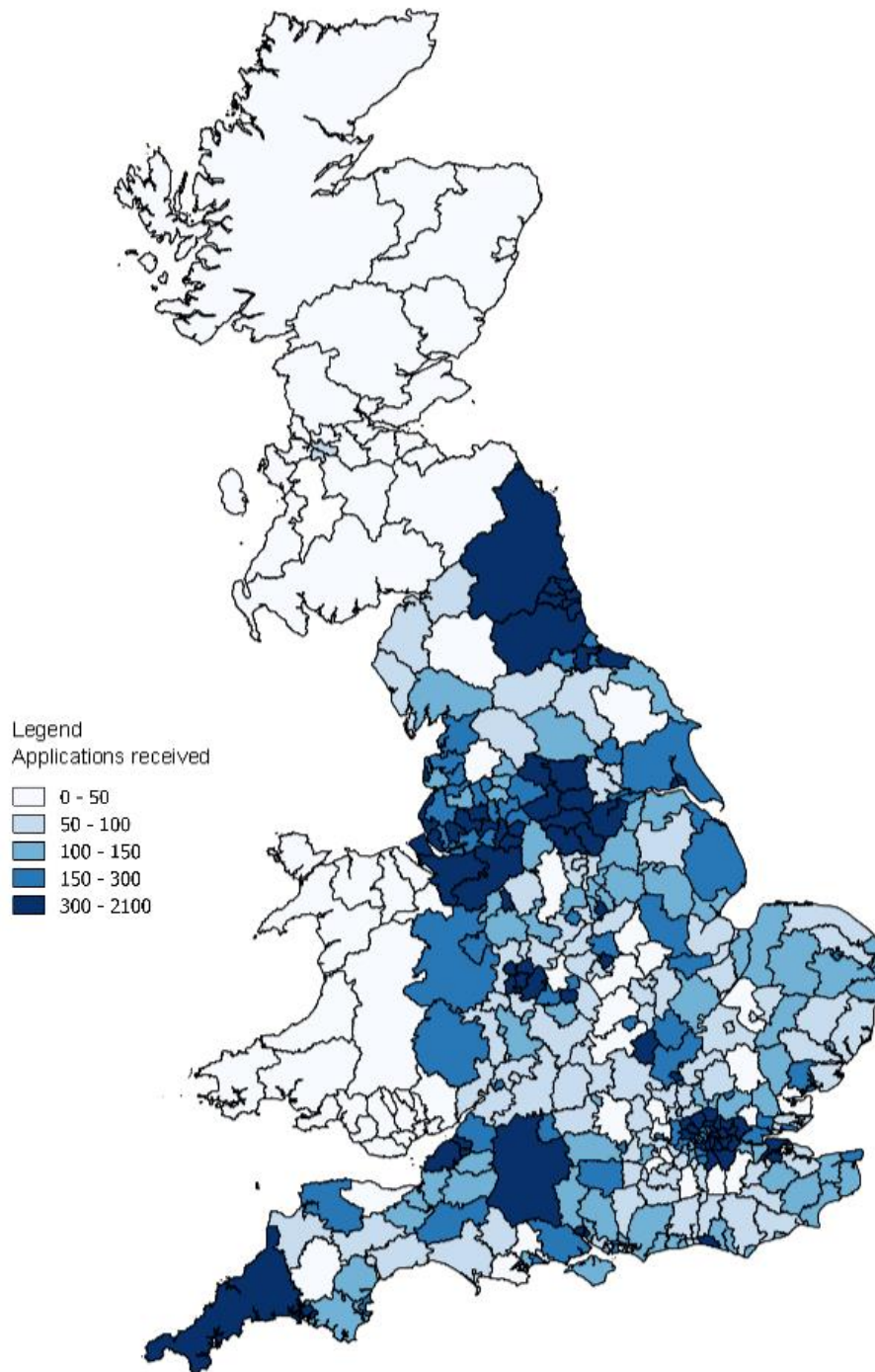
Figure 4.1 - Total 24+ Advanced Learning Loans Applications at Monthly Intervals, Academic Years 2013/14, 2014/15 and 2015/16



Notes:

1. Total applications received exclude applications Cancelled, Deleted, In Data Entry and Ineligible (except where stated).
2. Total applications received are snapshots at the end of each month, see the data source section for more details.
3. Applications opened on; 8th April 2013 for the 2013/14 academic year, 14th April 2014 for the 2014/15 academic year, 5th May 2015 for the 2015/16 academic year. Applications close on the following 31st July for all academic years.
4. Final total 2014/15 is as at 30th September 2015 and final total 2013/14 is as at 30th September 2014.

Figure 4.2 - Map of 24+ Advanced Learning Loans Applications Received for Academic Year 2014/15, by Applicant Address, Great Britain



Notes:

1. Figures exclude applications Cancelled, Deleted, In Data Entry and Ineligible.
2. Total 2014/15 is as at 30th September 2015.
3. Unless permission is given, 24+ advanced learning loans are only administered for learning provision undertaken in England. The majority of applicants are therefore residents of England. The Student Loans Company approves applications for courses with learning providers where they have received notification from the Skills Funding Agency (SFA) that they are approved to deliver loans.
4. A small number of applications from Northern Ireland which fall into the 0-50 group are omitted.

Table 4.2 - 24+ Advanced Learning Loans Applications Received for Academic Year 2014/15, by Provision Type

	Total 2014/15			
	Applications received	Ready for payment		
		Number of applications	Total loan amount awarded (£000s)	Average loan amount (£) ⁵
Total	67,280	56,870	148,800	2,620
A Level	820	680	500	790
QAA Access to HE	17,060	14,410	44,800	3,110
Certificate Level 3	9,990	8,820	9,900	1,120
Certificate Level 4+	760	630	800	1,190
Diploma Level 3	34,880	29,280	84,800	2,890
Diploma Level 4+	3,560	3,040	8,100	2,650
Unknown	230	10	-	2,090

Notes:

1. Figures exclude applications Cancelled, Deleted, In Data Entry and Ineligible.
2. Data are based on received applications, and are not necessarily indicative of actual learner starts.
3. All figures are rounded to the nearest 10, except for total loan amount awarded, which is rounded to the nearest £100,000. '-' indicates that there have been fewer than 5 applications, or less than £50,000.
4. Total 2014/15 is as at 30th September 2015.
5. The mean average is used and is calculated by dividing the unrounded total loan amount awarded by the number of applications ready for payment.
6. Figures may not sum due to rounding

Table 4.3 - 24+ Advanced Learning Loans Applications Received for Academic Year 2014/15, by Age, Sex and UK/Non-UK Status

	Total 2014/15			
		Ready for payment		
	Applications received	Number of applications	Total loan amount awarded (£000s)	Average loan amount (£)
Grand Totals	67,280	56,870	148,800	2,620
24-30	27,000	22,680	63,300	2,790
31-40	23,280	19,790	50,800	2,570
41-50	12,850	10,940	26,500	2,420
50+	4,050	3,440	8,100	2,360
Unknown	110	10	-	2,190
Total Male	18,610	15,310	44,900	2,930
Total Female	48,670	41,550	104,000	2,500
Total UK	57,070	48,660	125,700	2,580
Total Non-UK	10,210	8,210	23,100	2,820

Notes:

1. Figures exclude applications Cancelled, Deleted, In Data Entry and Ineligible.
2. Data are based on received applications, including those not yet fully processed, and therefore figures are not necessarily indicative of actual learner starts.
3. All figures are rounded to the nearest 10, except for total loan amount awarded, which is rounded to the nearest £100,000. '-' indicates that there have been fewer than 5 applications, or less than £50,000.
4. Total 2014/15 is as at 30th September 2015.
5. The mean average is used and is calculated by dividing the unrounded total loan amount awarded by the number of applications ready for payment.
6. Figures may not sum to Totals due to rounding.

Table 4.4 - Top 10 Qualifications by Number of 24+ Advanced Learning Loans Applications, Academic Year 2014/15

Learning Aim Reference Number	Learning Aim Description	Awarding Organisation	Level	Applications received	Ready for payment		
					Number of applications	Total loan amount awarded (£000s)	Average loan amount (£) ⁵
60069089	Diploma in Accounting (QCF)	Association of Accounting Technicians (AAT)	3	3,460	3,030	5,400	1,790
50104767	Diploma in Specialist Support for Teaching and Learning in Schools (QCF)	Council for Awards in Care, Health and Education (CACHE)	3	1,940	1,790	3,400	1,900
60068929	Diploma in Accounting (QCF)	Association of Accounting Technicians (AAT)	4	1,790	1,540	2,900	1,870
50097453	Certificate in Supporting Teaching and Learning in Schools (QCF)	Council for Awards in Care, Health and Education (CACHE)	3	1,630	1,520	2,100	1,350
60049418	Diploma in Fitness Instructing and Personal Training (QCF)	Active IQ	3	1,530	1,350	3,700	2,730
6013866X	Diploma in Fitness Instructing and Personal Training (QCF)	Lifetime Awarding Organisation (LAO)	3	1,520	1,160	3,300	2,810
50111942	Diploma in Health & Social Care (Adults) for England (QCF)	City and Guild (CG)	3	1,320	1,020	2,500	2,420
5011394X	Diploma in Specialist Support for Teaching and Learning in Schools (QCF)	City and Guild (CG)	3	1,070	990	1,800	1,860
50116071	Diploma in Health and Social Care (Adults) for England (QCF)	EDEXCEL	3	1,060	870	2,200	2,500
40003930	Access to Higher Education Diploma: Health	Open College Network West Midlands (OPENCOLLNETWESTMID)	3	960	800	2,600	3,200

Notes:

1. Figures exclude applications Cancelled, Deleted, In Data Entry and Ineligible.
2. Data are based on received applications, including those not yet fully processed, and therefore figures are not necessarily indicative of actual learner starts.
3. All figures are rounded to the nearest 10, except for total loan amount awarded, which is rounded to the nearest £100,000.
4. Total 2014/15 is as at 30th September 2015.
5. The mean average is used and is calculated by dividing the unrounded total loan amount awarded by the number of applications ready for payment.
6. Figures may not sum due to rounding.

Table 4.5 (a) - 24+ Advanced Learning Loans Applications Received for Academic Year 2014/15, by Sector Subject Area (Tier 1) and Provision Type

Sector Subject Area - Tier1	2014/15							
	QCF Certificate				QCF Diploma			
	Applications received	Ready for payment			Applications received	Ready for payment		
Number of applications		Total loan amount awarded (£000s)	Average loan amount (£) ⁵	Number of applications		Total loan amount awarded (£000s)	Average loan amount (£) ⁵	
Agriculture, Horticulture and Animal Care	460	430	578	1,350	1,000	840	5,166	6,120
Arts, Media and Publishing	370	320	374	1,170	1,490	1,260	5,819	4,640
Business, Administration and Law	1,220	1,050	1,166	1,110	7,580	6,200	13,057	2,110
Construction, Planning and the Built Environment	10	10	8	960	2,860	2,520	9,262	3,670
Education and Training	4,520	4,060	4,838	1,190	4,360	3,980	7,470	1,880
Engineering and Manufacturing Technologies	50	40	57	1,360	1,070	930	3,973	4,250
Health, Public Services and Care	2,380	2,060	1,816	880	8,580	6,900	19,997	2,900
History, Philosophy and Theology	-	-	-	-	-	-	-	-
Information and Communication Technology	270	180	244	1,330	570	470	1,823	3,900
Languages, Literature and Culture	250	240	181	770	-	-	-	-
Leisure, Travel and Tourism	650	570	743	1,300	4,260	3,590	9,415	2,630
Preparation for Life and Work	10	10	4	720	-	-	-	-
Retail and Commercial Enterprise	550	490	629	1,290	6,540	5,530	16,327	2,950
Science and Mathematics	-	-	-	-	120	100	502	4,920
Social Sciences	10	10	7	720	-	-	-	-

Notes:

1. Figures exclude applications Cancelled, Deleted, In Data Entry and Ineligible.
2. Data are based on received applications, including those not yet fully processed, and therefore figures are not necessarily indicative of actual learner starts.
3. All figures are rounded to the nearest 10, except for total loan amount awarded, which is rounded to the nearest £1,000. '-' indicates that there have been fewer than 5 applications, or less than £1000.
4. Total 2014/15 is as at 30th September 2015.
5. The mean average is used and is calculated by dividing the unrounded total loan amount awarded by the number of applications ready for payment.
6. Figures may not sum due to rounding.

Table 4.5 (b) - 24+ Advanced Learning Loans Applications Received for Academic Year 2014/15, by Sector Subject Area (Tier 1) and Provision Type

2014/15					
Sector Subject Area - Tier1	QAA Access to HE				
	Applications received	Ready for payment			Average loan amount (£) ⁵
		Number of applications	Total loan amount awarded (£000s)		
Agriculture, Horticulture and Animal Care	40	30	138		4,050
Arts, Media and Publishing	530	450	1,633		3,610
Business, Administration and Law	570	470	1,366		2,920
Construction, Planning and the Built Environment	10	10	31		3,930
Education and Training	420	360	1,108		3,070
Engineering and Manufacturing Technologies	230	190	631		3,310
Health, Public Services and Care	10,690	9,030	28,164		3,120
History, Philosophy and Theology	500	420	1,212		2,890
Information and Communication Technology	190	150	507		3,360
Languages, Literature and Culture	-	-	-		-
Leisure, Travel and Tourism	70	60	185		3,130
Preparation for Life and Work	-	-	-		-
Retail and Commercial Enterprise	10	10	42		3,790
Science and Mathematics	1,750	1,480	4,674		3,160
Social Sciences	2,050	1,740	5,136		2,940

Notes:

1. Figures exclude applications Cancelled, Deleted, In Data Entry and Ineligible.
2. Data are based on received applications, including those not yet fully processed, and therefore figures are not necessarily indicative of actual learner starts.
3. All figures are rounded to the nearest 10, except for total loan amount awarded, which is rounded to the nearest £1,000. '-' indicates that there have been fewer than 5 applications, or less than £1000.
4. Total 2014/15 is as at 30th September 2015.
5. The mean average is used and is calculated by dividing the unrounded total loan amount awarded by the number of applications ready for payment.
6. Figures may not sum due to rounding.

Table 4.6 - 24+ Advanced Learning Loans Applications Received for Academic Year 2014/15, by Learning Provider Type

Learning Provider Type	Total 2014/15			
	Applications received	Number of applications	Ready for payment	
			Total loan amount awarded (£000s)	Average loan amount (£) ⁵
General FE College including Tertiary	44,570	38,430	102,700	2,670
Sixth form college	870	760	1,600	2,140
Special colleges	1,320	1,160	4,200	3,670
Other Public Funded	3,850	3,400	7,000	2,060
Schools	-	-	-	-
Private Sector Public Funded	16,500	13,120	33,300	2,540
Unknown	180	10	-	2,310

Notes:

1. Figures exclude applications Cancelled, Deleted, In Data Entry and Ineligible.
2. Data are based on received applications, including those not yet fully processed, and therefore figures are not necessarily indicative of actual learner starts.
3. All figures are rounded to the nearest 10, except for total loan amount rewarded, which is rounded to the nearest £100,000. '-' indicates that there have been fewer than 5 applications, or less than £50,000.
4. Total 2014/15 is as at 30th September 2015.
5. The mean average is used and is calculated by dividing the unrounded total loan amount awarded by the number of applications ready for payment.
6. Figures may not sum due to rounding.

© Crown copyright 2015

You may re-use this information (not including logos) free of charge in any format or medium, under the terms of the Open Government Licence. Visit www.nationalarchives.gov.uk/doc/open-government-licence, write to the Information Policy Team, The National Archives, Kew, London TW9 4DU, or email: psi@nationalarchives.gsi.gov.uk.

This publication is available from <https://www.gov.uk/government/collections/further-education>

Any enquiries regarding this publication should be sent to:

Department for Business, Innovation and Skills
1 Victoria Street
London SW1H 0ET
Tel: 020 7215 5000

If you require this publication in an alternative format, email enquiries@bis.gsi.gov.uk, or call 0207 215 5000.

BIS/15/P201M