

Appraisal Framework Module 4.  
Surface Access: Dynamic Modelling  
Supplementary Figures  
Gatwick Airport Second Runway

AIRPORTS COMMISSION

May 2015



## Document control sheet

<b>Project:</b>	Appraisal Framework Module 4
<b>Client:</b>	Airports Commission
<b>Document title:</b>	Surface Access: Dynamic Modelling Supplementary Figures - Gatwick Airport Second Runway
<b>Project No:</b>	B1988000

	Originated by	Checked by	Reviewed by
	NAME	NAME	NAME
<b>Revision 1</b>	Vincent Muller Georgina Finnigan	James Green	Stephen Rutherford
<b>Approved by</b>	NAME Stephen Rutherford	As Project Manager I confirm that the above document(s) have been subjected to Jacobs Check and Review procedure and that I approve them for issue	INITIALS
<b>DATE</b>	January 2014	<b>Document status:</b>	Rev 1

	Originated by	Checked by	Reviewed by
	NAME	NAME	NAME
<b>Revision 2</b>	Vincent Muller Georgina Finnigan	James Green Grant Davidson	Stephen Rutherford
<b>Approved by</b>	NAME Stephen Rutherford	As Project Manager I confirm that the above document(s) have been subjected to Jacobs Check and Review procedure and that I approve them for issue	INITIALS
<b>DATE</b>	May 2014	<b>Document status:</b>	Final

### Jacobs U.K. Limited

This document has been prepared by a division, subsidiary or affiliate of Jacobs U.K. Limited ("Jacobs") To its professional capacity as consultants To accordance with the terms and conditions of Jacobs' contract with the commissioning party (the "Client"). Regard should be had to those terms and conditions when considering and/or placing any reliance on this document. No part of this document may be copied or reproduced by any means without prior written permission from Jacobs. If you have received this document To error, please destroy all copies To your possession or control and notify Jacobs.

Any advice, opinions, or recommendations within this document (a) should be read and relied upon only To the context of the document as a whole; (b) do not, To any way, purport to include any manner of legal advice or opinion; (c) are based upon the information made available to Jacobs at the date of this document and on current UK standards, codes, technology and construction practices as at the date of this document. It should be noted and it is expressly stated that no independent verification of any of the documents or information supplied to Jacobs has been made. No liability is accepted by Jacobs for any use of this document, other than for the purposes for which it was originally prepared and provided. Following final delivery of this document to the Client, Jacobs will have no further obligations or duty to advise the Client on any matters, including development affecting the information or advice provided To this document.

This document has been prepared for the exclusive use of the Client and unless otherwise agreed To writing by Jacobs, no other party may use, make use of or rely on the contents of this document. Should the Client wish to release this document to a third party, Jacobs may, at its discretion, agree to such release provided that (a) Jacobs' written agreement is obtained prior to such release; and (b) by release of the document to the third party, that third party does not acquire any rights, contractual or otherwise, whatsoever against Jacobs and Jacobs, accordingly, assume no duties, liabilities or obligations to that third party; and (c) Jacobs accepts no responsibility for any loss or damage incurred by the Client or for any conflict of Jacobs' interests arising From of the Client's release of this document to the third party.

## Contents

<b>1. Dynamic model link plots</b>	<b>1</b>
<b>2. Dynamic model routing plots</b>	<b>56</b>
<b>3. Dynamic model schematic diagrams</b>	<b>153</b>
<b>4. Overcapacity links</b>	<b>178</b>
Figure 1: Demand Traffic Flows Extended Baseline AM on the local road network within the immediate vicinity of Gatwick	2
Figure 2: Demand Traffic Flows Gatwick Second Runway AM on the local road network within the immediate vicinity of Gatwick	3
Figure 3: Demand Traffic Flows Difference AM on the local road network within the immediate vicinity of Gatwick	4
Figure 4: Demand Traffic Flows Extended Baseline IP on the local road network within the immediate vicinity of Gatwick	5
Figure 5: Demand Traffic Flows Gatwick Second Runway IP on the local road network within the immediate vicinity of Gatwick	6
Figure 6: Demand Traffic Flows Difference IP on the local road network within the immediate vicinity of Gatwick	7
Figure 7: Demand Traffic Flows Extended Baseline PM on the local road network within the immediate vicinity of Gatwick	8
Figure 8: Demand Traffic Flows Gatwick Second Runway PM on the local road network within the immediate vicinity of Gatwick	9
Figure 9: Demand Traffic Flows Difference PM on the local road network within the immediate vicinity of Gatwick	10
Figure 10: Actual Traffic Flows Extended Baseline AM on the local road network within the immediate vicinity of Gatwick	11
Figure 11: Actual Traffic Flows Gatwick Second Runway AM on the local road network within the immediate vicinity of Gatwick	12
Figure 12: Actual Traffic Flows Difference AM on the local road network within the immediate vicinity of Gatwick	13
Figure 13: Actual Traffic Flows Extended Baseline IP on the local road network within the immediate vicinity of Gatwick	14
Figure 14: Actual Traffic Flows Gatwick Second Runway IP on the local road network within the immediate vicinity of Gatwick	15
Figure 15: Actual Traffic Flows Difference IP on the local road network within the immediate vicinity of Gatwick	16
Figure 16: Actual Traffic Flows Extended Baseline PM on the local road network within the immediate vicinity of Gatwick	17
Figure 17: Actual Traffic Flows Gatwick Second Runway PM on the local road network within the immediate vicinity of Gatwick	18
Figure 18: Actual Traffic Flows Difference PM on the local road network within the immediate vicinity of Gatwick	19
Figure 19: Demand Traffic Flows Extended Baseline AM on the strategic road network surrounding Gatwick	20
Figure 20: Demand Traffic Flows Gatwick Second Runway AM on the strategic road network surrounding Gatwick	21
Figure 21: Demand Traffic Flows Difference AM on the strategic road network surrounding Gatwick	22
Figure 22: Demand Traffic Flows Extended Baseline IP on the strategic road network surrounding Gatwick	23
Figure 23: Demand Traffic Flows Gatwick Second Runway IP on the strategic road network surrounding Gatwick	24
Figure 24: Demand Traffic Flows Difference IP on the strategic road network surrounding Gatwick	25
Figure 25: Demand Traffic Flows Extended Baseline PM on the strategic road network surrounding Gatwick	26
Figure 26: Demand Traffic Flows Gatwick Second Runway PM on the strategic road network surrounding Gatwick	27
Figure 27: Demand Traffic Flows Difference PM on the strategic road network surrounding Gatwick	28
Figure 28: Actual Traffic Flows Extended Baseline AM on the strategic road network surrounding Gatwick	29
Figure 29: Actual Traffic Flows Gatwick Second Runway AM on the strategic road network surrounding Gatwick	30
Figure 30: Actual Traffic Flows Difference AM on the strategic road network surrounding Gatwick	31
Figure 31: Actual Traffic Flows Extended Baseline IP on the strategic road network surrounding Gatwick	32
Figure 32: Actual Traffic Flows Gatwick Second Runway IP on the strategic road network surrounding Gatwick	33
Figure 33: Actual Traffic Flows Difference IP on the strategic road network surrounding Gatwick	34
Figure 34: Actual Traffic Flows Extended Baseline PM on the strategic road network surrounding Gatwick	35
Figure 35: Actual Traffic Flows Gatwick Second Runway PM on the strategic road network surrounding Gatwick	36
Figure 36: Actual Traffic Flows Difference PM on the strategic road network surrounding Gatwick	37
Figure 37: V/C (Demand) Extended Baseline AM on the strategic road network surrounding Gatwick	38
Figure 38: V/C (Demand) Gatwick Second Runway AM on the strategic road network surrounding Gatwick	39
Figure 39: V/C (Demand) Difference AM On the strategic road network surrounding Gatwick	40
Figure 40: V/C (Demand) Extended Baseline IP on the strategic road network surrounding Gatwick	41

Figure 41: V/C (Demand) Gatwick Second Runway IP on the strategic road network surrounding Gatwick	42
Figure 42: V/C (Demand) Difference IP on the strategic road network surrounding Gatwick	43
Figure 43: V/C (Demand) Extended Baseline PM on the strategic road network surrounding Gatwick	44
Figure 44: V/C (Demand) Gatwick Second Runway PM on the strategic road network surrounding Gatwick	45
Figure 45: V/C (Demand) Difference PM on the strategic road network surrounding Gatwick	46
Figure 46: V/C (Actual) Extended Baseline AM on the strategic road network surrounding Gatwick	47
Figure 47: V/C (Actual) Gatwick Second Runway AM on the strategic road network surrounding Gatwick	48
Figure 48: V/C (Actual) Difference AM on the strategic road network surrounding Gatwick	49
Figure 49: V/C (Actual) Extended Baseline IP on the strategic road network surrounding Gatwick	50
Figure 50: V/C (Actual) Gatwick Second Runway IP on the strategic road network surrounding Gatwick	51
Figure 51: V/C (Actual) Difference IP on the strategic road network surrounding Gatwick	52
Figure 52: V/C (Actual) Extended Baseline PM on the strategic road network surrounding Gatwick	53
Figure 53: V/C (Actual) Gatwick Second Runway PM on the strategic road network surrounding Gatwick	54
Figure 54: V/C (Actual) Difference PM on the strategic road network surrounding Gatwick	55
Figure 55: SLA routing of traffic traveling To Gatwick North Terminal Extended Baseline AM on the strategic road network surrounding Gatwick	57
Figure 56: SLA routing of traffic traveling To Gatwick North Terminal Gatwick Second Runway AM on the strategic road network surrounding Gatwick	58
Figure 57: SLA routing of traffic traveling To Gatwick North Terminal Difference AM on the strategic road network surrounding Gatwick	59
Figure 58: SLA routing of traffic traveling To Gatwick North Terminal Extended Baseline IP on the strategic road network surrounding Gatwick	60
Figure 59: SLA routing of traffic traveling To Gatwick North Terminal Gatwick Second Runway IP on the strategic road network surrounding Gatwick	61
Figure 60: SLA routing of traffic traveling To Gatwick North Terminal Difference IP on the strategic road network surrounding Gatwick	62
Figure 61: SLA routing of traffic traveling To Gatwick North Terminal Extended Baseline PM on the strategic road network surrounding Gatwick	63
Figure 62: SLA routing of traffic traveling To Gatwick North Terminal Gatwick Second Runway PM on the strategic road network surrounding Gatwick	64
Figure 63: SLA routing of traffic traveling To Gatwick North Terminal Difference PM on the strategic road network surrounding Gatwick	65
Figure 64: SLA routing of traffic traveling From Gatwick North Terminal Extended Baseline AM on the strategic road network surrounding Gatwick	66
Figure 65: SLA routing of traffic traveling From Gatwick North Terminal Gatwick Second Runway AM on the strategic road network surrounding Gatwick	67
Figure 66: SLA routing of traffic traveling From Gatwick North Terminal Difference AM on the strategic road network surrounding Gatwick	68
Figure 67: SLA routing of traffic traveling From Gatwick North Terminal Extended Baseline IP on the strategic road network surrounding Gatwick	69
Figure 68: SLA routing of traffic traveling From Gatwick North Terminal Gatwick Second Runway IP on the strategic road network surrounding Gatwick	70
Figure 69: SLA routing of traffic traveling From Gatwick North Terminal Difference IP on the strategic road network surrounding Gatwick	71
Figure 70: SLA routing of traffic traveling From Gatwick North Terminal Extended Baseline PM on the strategic road network surrounding Gatwick	72
Figure 71: SLA routing of traffic traveling From Gatwick North Terminal Gatwick Second Runway PM on the strategic road network surrounding Gatwick	73
Figure 72: SLA routing of traffic traveling From Gatwick North Terminal Difference PM on the strategic road network surrounding Gatwick	74
Figure 73: SLA routing of traffic traveling To Gatwick South Terminal Extended Baseline AM on the strategic road network surrounding Gatwick	75
Figure 74: SLA routing of traffic traveling To Gatwick South Terminal Gatwick Second Runway AM on the strategic road network surrounding Gatwick	76
Figure 75: SLA routing of traffic traveling To Gatwick South Terminal Difference AM on the strategic road network surrounding Gatwick	77

Figure 76: SLA routing of traffic traveling To Gatwick South Terminal Extended Baseline IP on the strategic road network surrounding Gatwick	78
Figure 77: SLA routing of traffic traveling To Gatwick South Terminal Gatwick Second Runway IP on the strategic road network surrounding Gatwick	79
Figure 78: SLA routing of traffic traveling To Gatwick South Terminal Difference IP on the strategic road network surrounding Gatwick	80
Figure 79: SLA routing of traffic traveling To Gatwick South Terminal Extended Baseline PM on the strategic road network surrounding Gatwick	81
Figure 80: SLA routing of traffic traveling To Gatwick South Terminal Gatwick Second Runway PM on the strategic road network surrounding Gatwick	82
Figure 81: SLA routing of traffic traveling To Gatwick South Terminal Difference PM on the strategic road network surrounding Gatwick	83
Figure 82: SLA routing of traffic traveling From Gatwick South Terminal Extended Baseline AM on the strategic road network surrounding Gatwick	84
Figure 83: SLA routing of traffic traveling From Gatwick South Terminal Gatwick Second Runway AM on the strategic road network surrounding Gatwick	85
Figure 84: SLA routing of traffic traveling From Gatwick South Terminal Difference AM on the strategic road network surrounding Gatwick	86
Figure 85: SLA routing of traffic traveling From Gatwick South Terminal Extended Baseline IP on the strategic road network surrounding Gatwick	87
Figure 86: SLA routing of traffic traveling From Gatwick South Terminal Gatwick Second Runway IP on the strategic road network surrounding Gatwick	88
Figure 87: SLA routing of traffic traveling From Gatwick South Terminal Difference IP on the strategic road network surrounding Gatwick	89
Figure 88: SLA routing of traffic traveling From Gatwick South Terminal Extended Baseline PM on the strategic road network surrounding Gatwick	90
Figure 89: SLA routing of traffic traveling From Gatwick South Terminal Gatwick Second Runway PM on the strategic road network surrounding Gatwick	91
Figure 90: SLA routing of traffic traveling From Gatwick South Terminal Difference PM on the strategic road network surrounding Gatwick	92
Figure 91: SLA actual flow of traffic traveling To Gatwick New Terminal Second Runway AM on the strategic road network surrounding Gatwick	93
Figure 92: SLA actual flow of traffic traveling To Gatwick New Terminal Second Runway IP on the strategic road network surrounding Gatwick	94
Figure 93: SLA actual flow of traffic traveling To Gatwick New Terminal Second Runway PM on the strategic road network surrounding Gatwick	95
Figure 94: SLA actual flow of traffic traveling From Gatwick New Terminal Second Runway AM on the strategic road network surrounding Gatwick	96
Figure 95: SLA actual flow of traffic traveling From Gatwick New Terminal Second Runway IP on the strategic road network surrounding Gatwick	97
Figure 96: SLA actual flow of traffic traveling From Gatwick New Terminal Second Runway PM on the strategic road network surrounding Gatwick	98
Figure 97: SLA actual flow of traffic traveling To Gatwick Long Stay Parking Second Runway AM on the strategic road network surrounding Gatwick	99
Figure 98: SLA actual flow of traffic traveling To Gatwick Long Stay Parking Second Runway IP on the strategic road network surrounding Gatwick	100
Figure 99: SLA actual flow of traffic traveling To Gatwick Long Stay Parking Second Runway PM on the strategic road network surrounding Gatwick	101
Figure 100: SLA actual flow of traffic traveling From Gatwick Long Stay Parking Second Runway AM on the strategic road network surrounding Gatwick	102
Figure 101: SLA actual flow of traffic traveling From Gatwick Long Stay Parking Second Runway IP on the strategic road network surrounding Gatwick	103
Figure 102: SLA actual flow of traffic traveling From Gatwick Long Stay Parking Second Runway PM on the strategic road network surrounding Gatwick	104
Figure 103: SLA queued flow of traffic traveling To Gatwick North Terminal Extended Baseline AM on the strategic road network surrounding Gatwick	105

Figure 104: SLA queued flow of traffic traveling To Gatwick North Terminal Gatwick Second Runway AM on the strategic road network surrounding Gatwick	106
Figure 105: SLA queued flow of traffic traveling To Gatwick North Terminal Difference AM on the strategic road network surrounding Gatwick	107
Figure 106: SLA queued flow of traffic traveling To Gatwick North Terminal Extended Baseline IP on the strategic road network surrounding Gatwick	108
Figure 107: SLA queued flow of traffic traveling To Gatwick North Terminal Gatwick Second Runway IP on the strategic road network surrounding Gatwick	109
Figure 108: SLA queued flow of traffic traveling To Gatwick North Terminal Difference IP on the strategic road network surrounding Gatwick	110
Figure 109: SLA queued flow of traffic traveling To Gatwick North Terminal Extended Baseline PM on the strategic road network surrounding Gatwick	111
Figure 110: SLA queued flow of traffic traveling To Gatwick North Terminal Gatwick Second Runway PM on the strategic road network surrounding Gatwick	112
Figure 111: SLA queued flow of traffic traveling To Gatwick North Terminal Difference PM on the strategic road network surrounding Gatwick	113
Figure 112: SLA queued flow of traffic traveling From Gatwick North Terminal Extended Baseline AM on the strategic road network surrounding Gatwick	114
Figure 113: SLA queued flow of traffic traveling From Gatwick North Terminal Gatwick Second Runway AM on the strategic road network surrounding Gatwick	115
Figure 114: SLA queued flow of traffic traveling From Gatwick North Terminal Difference AM on the strategic road network surrounding Gatwick	116
Figure 115: SLA queued flow of traffic traveling From Gatwick North Terminal Extended Baseline IP on the strategic road network surrounding Gatwick	117
Figure 116: SLA queued flow of traffic traveling From Gatwick North Terminal Gatwick Second Runway IP on the strategic road network surrounding Gatwick	118
Figure 117: SLA queued flow of traffic traveling From Gatwick North Terminal Difference IP on the strategic road network surrounding Gatwick	119
Figure 118: SLA queued flow of traffic traveling From Gatwick North Terminal Extended Baseline PM on the strategic road network surrounding Gatwick	120
Figure 119: SLA queued flow of traffic traveling From Gatwick North Terminal Gatwick Second Runway PM on the strategic road network surrounding Gatwick	121
Figure 120: SLA queued flow of traffic traveling From Gatwick North Terminal Difference PM on the strategic road network surrounding Gatwick	122
Figure 121: SLA queued flow of traffic traveling To Gatwick South Terminal Extended Baseline AM on the strategic road network surrounding Gatwick	123
Figure 122: SLA queued flow of traffic traveling To Gatwick South Terminal Gatwick Second Runway AM on the strategic road network surrounding Gatwick	124
Figure 123: SLA queued flow of traffic traveling To Gatwick South Terminal Difference AM on the strategic road network surrounding Gatwick	125
Figure 124: SLA queued flow of traffic traveling To Gatwick South Terminal Extended Baseline IP on the strategic road network surrounding Gatwick	126
Figure 125: SLA queued flow of traffic traveling To Gatwick South Terminal Gatwick Second Runway IP on the strategic road network surrounding Gatwick	127
Figure 126: SLA queued flow of traffic traveling To Gatwick South Terminal Difference IP on the strategic road network surrounding Gatwick	128
Figure 127: SLA queued flow of traffic traveling To Gatwick South Terminal Extended Baseline PM on the strategic road network surrounding Gatwick	129
Figure 128: SLA queued flow of traffic traveling To Gatwick South Terminal Gatwick Second Runway PM on the strategic road network surrounding Gatwick	130
Figure 129: SLA queued flow of traffic traveling To Gatwick South Terminal Difference PM on the strategic road network surrounding Gatwick	131
Figure 130: SLA queued flow of traffic traveling From Gatwick South Terminal Extended Baseline AM on the strategic road network surrounding Gatwick	132
Figure 131: SLA queued flow of traffic traveling From Gatwick South Terminal Gatwick Second Runway AM on the strategic road network surrounding Gatwick	133

Figure 132: SLA queued flow of traffic traveling From Gatwick South Terminal Difference AM on the strategic road network surrounding Gatwick	134
Figure 133: SLA queued flow of traffic traveling From Gatwick South Terminal Extended Baseline IP on the strategic road network surrounding Gatwick	135
Figure 134: SLA queued flow of traffic traveling From Gatwick South Terminal Gatwick Second Runway IP on the strategic road network surrounding Gatwick	136
Figure 135: SLA queued flow of traffic traveling From Gatwick South Terminal Difference IP on the strategic road network surrounding Gatwick	137
Figure 136: SLA queued flow of traffic traveling From Gatwick South Terminal Extended Baseline PM on the strategic road network surrounding Gatwick	138
Figure 137: SLA queued flow of traffic traveling From Gatwick South Terminal Gatwick Second Runway PM on the strategic road network surrounding Gatwick	139
Figure 138: SLA queued flow of traffic traveling From Gatwick South Terminal Difference PM on the strategic road network surrounding Gatwick	140
Figure 139: SLA queued flow of traffic traveling To Gatwick New Terminal Second Runway AM on the strategic road network surrounding Gatwick	141
Figure 140: SLA queued flow of traffic traveling To Gatwick New Terminal Second Runway IP on the strategic road network surrounding Gatwick	142
Figure 141: SLA queued flow of traffic traveling To Gatwick New Terminal Second Runway PM on the strategic road network surrounding Gatwick	143
Figure 142: SLA queued flow of traffic traveling From Gatwick New Terminal Second Runway AM on the strategic road network surrounding Gatwick	144
Figure 143: SLA queued flow of traffic traveling From Gatwick New Terminal Second Runway IP on the strategic road network surrounding Gatwick	145
Figure 144: SLA queued flow of traffic traveling From Gatwick New Terminal Second Runway PM on the strategic road network surrounding Gatwick	146
Figure 145: SLA queued flow of traffic traveling To Gatwick Long Stay Car Park AM on the strategic road network surrounding Gatwick	147
Figure 146: SLA queued flow of traffic traveling To Gatwick Long Stay Car Park IP on the strategic road network surrounding Gatwick	148
Figure 147: SLA queued flow of traffic traveling To Gatwick Long Stay Car Park PM on the strategic road network surrounding Gatwick	149
Figure 148: SLA queued flow of traffic traveling From Gatwick Long Stay Car Park AM on the strategic road network surrounding Gatwick	150
Figure 149: SLA queued flow of traffic traveling From Gatwick Long Stay Car Park IP on the strategic road network surrounding Gatwick	151
Figure 150: SLA queued flow of traffic traveling From Gatwick Long Stay Car Park PM on the strategic road network surrounding Gatwick	152
Figure 151: Actual Flow Schematic Study Area AM	154
Figure 152: Actual Flow Schematic Study Area IP	154
Figure 153: Actual Flow Schematic Study Area PM	156
Figure 154: Demand Flow Schematic Study Area AM	157
Figure 155: Demand Flow Schematic Study Area IP	158
Figure 156: Demand Flow Schematic Study Area PM	159
Figure 157: Demand over Actual Flow Schematic Study Area AM	160
Figure 158: Demand over Actual Flow Schematic Study Area IP	161
Figure 159: Demand over Actual Flow Schematic Study Area PM	162
Figure 160: V/C Schematic Study Area AM	163
Figure 161: V/C Schematic Study Area IP	164
Figure 162: V/C Schematic Study Area PM	165
Figure 163: Actual Flow Schematic Motorways AM	166
Figure 164: Actual Flow Schematic Motorways IP	167
Figure 165: Actual Flow Schematic Motorways PM	168
Figure 166: Demand Flow Schematic Motorways AM	169
Figure 167: Demand Flow Schematic Motorways IP	170
Figure 168: Demand Flow Schematic Motorways PM	171
Figure 169: Demand over Actual Flow Schematic Motorways AM	172

Figure 170: Demand over Actual Flow Schematic Motorways IP	173
Figure 171: Demand over Actual Flow Schematic Motorways PM	174
Figure 172: V/C Schematic Motorways AM	175
Figure 173: V/C Schematic Motorways IP	176
Figure 174: V/C Schematic Motorways PM	177
Table 1:AM V/C Summary for Strategic Links (Extended Baseline and Gatwick Second Runway)	179
Table 2:IP V/C Summary for Strategic Links (Extended Baseline and Gatwick Second Runway)	185
Table 3:PM V/C Summary for Strategic Links (Extended Baseline and Gatwick Second Runway)	191



## 1. Dynamic model link plots

Figure 1: Demand Traffic Flows Extended Baseline AM on the local road network within the immediate vicinity of Gatwick

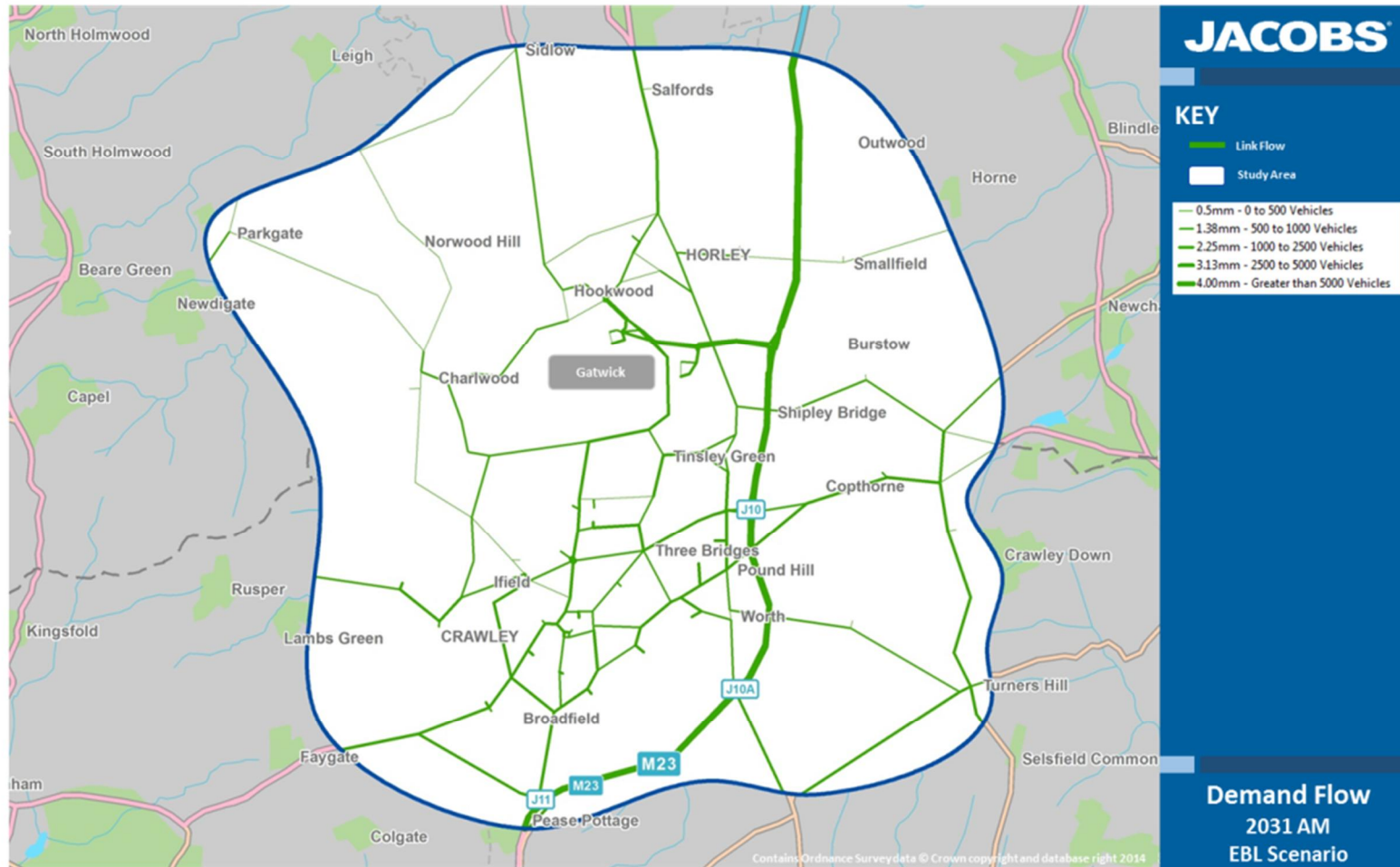


Figure 2: Demand Traffic Flows Gatwick Second Runway AM on the local road network within the immediate vicinity of Gatwick

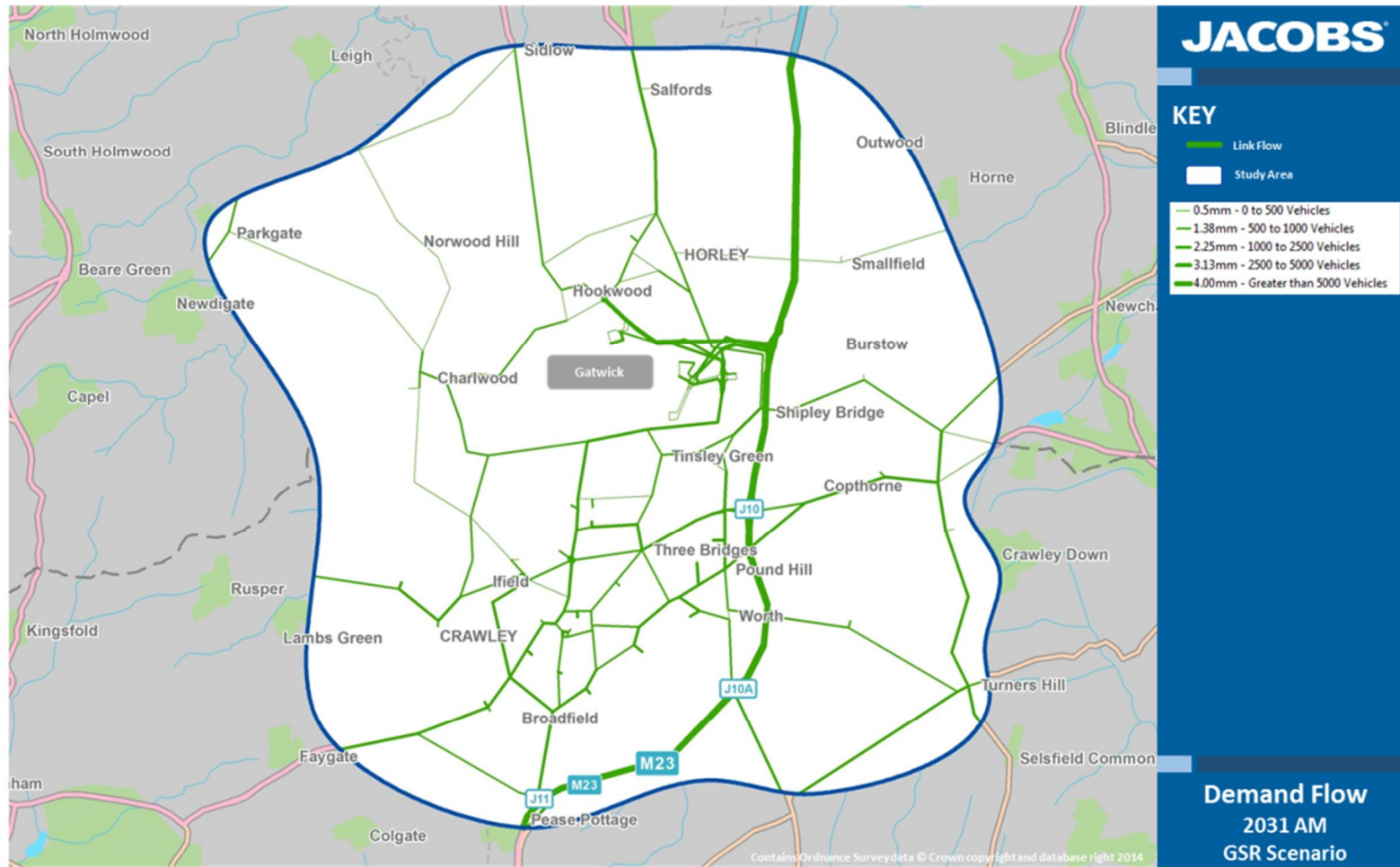


Figure 3: Demand Traffic Flows Difference AM on the local road network within the immediate vicinity of Gatwick

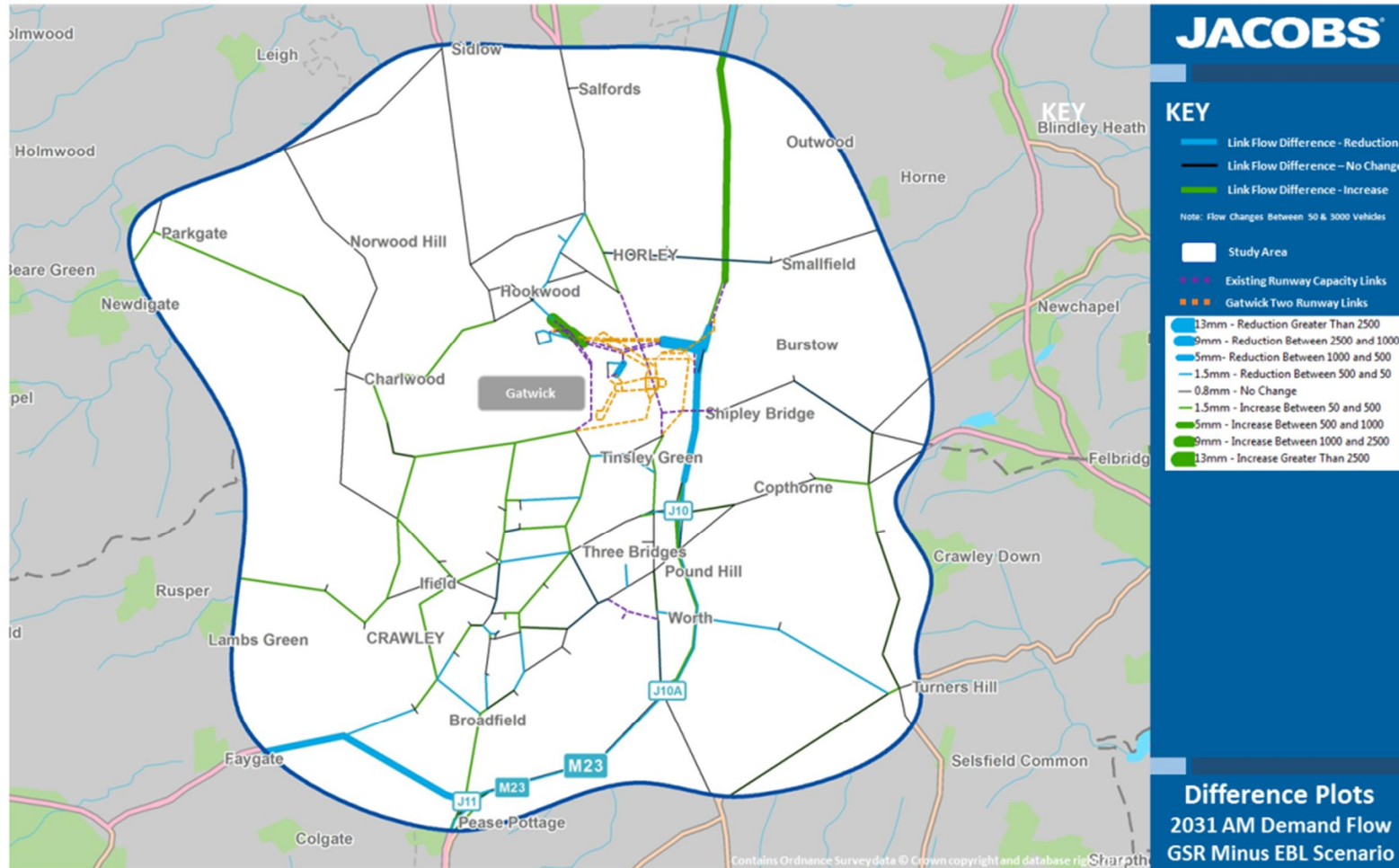


Figure 4: Demand Traffic Flows Extended Baseline IP on the local road network within the immediate vicinity of Gatwick

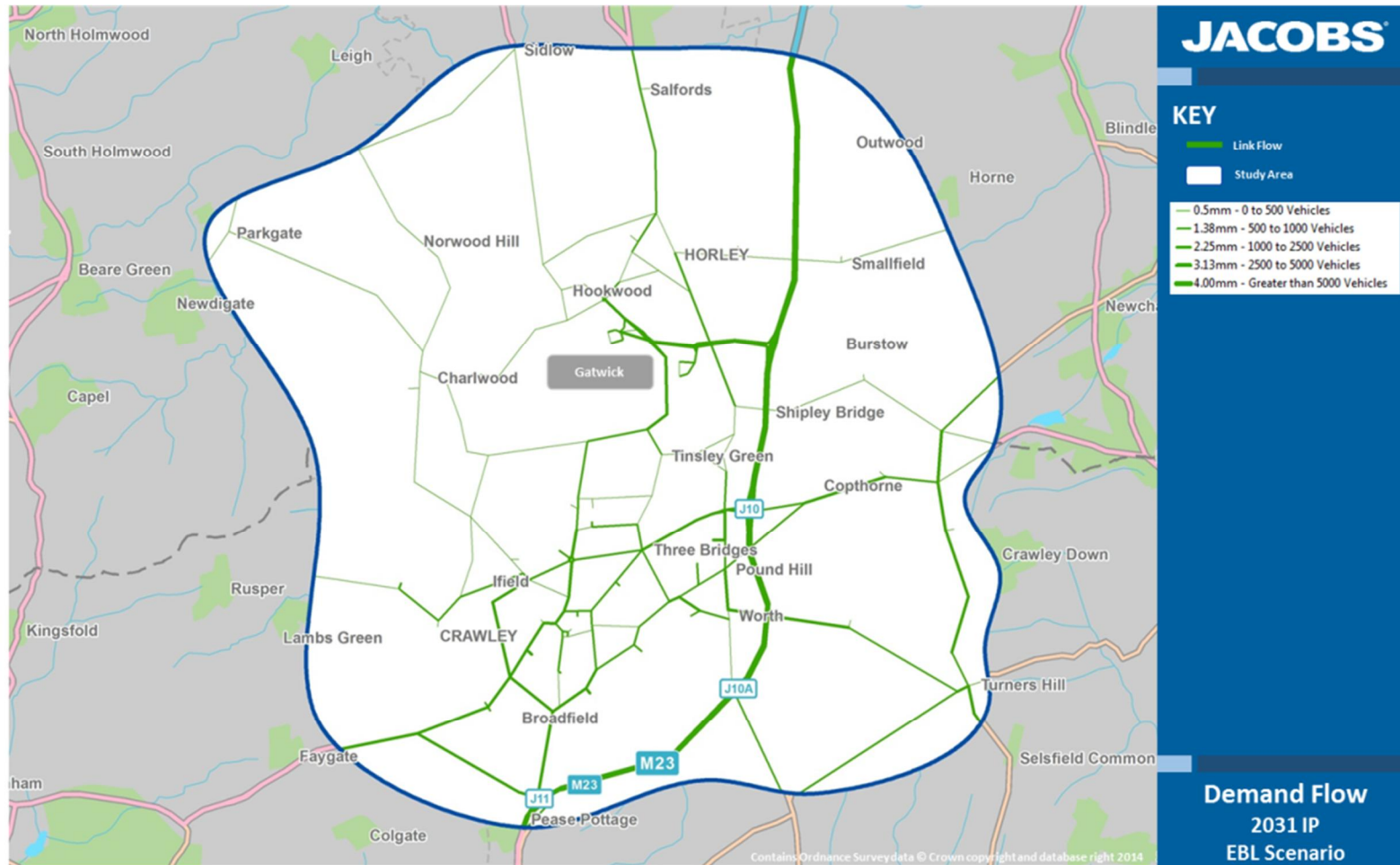


Figure 5: Demand Traffic Flows Gatwick Second Runway IP on the local road network within the immediate vicinity of Gatwick



Figure 6: Demand Traffic Flows Difference IP on the local road network within the immediate vicinity of Gatwick

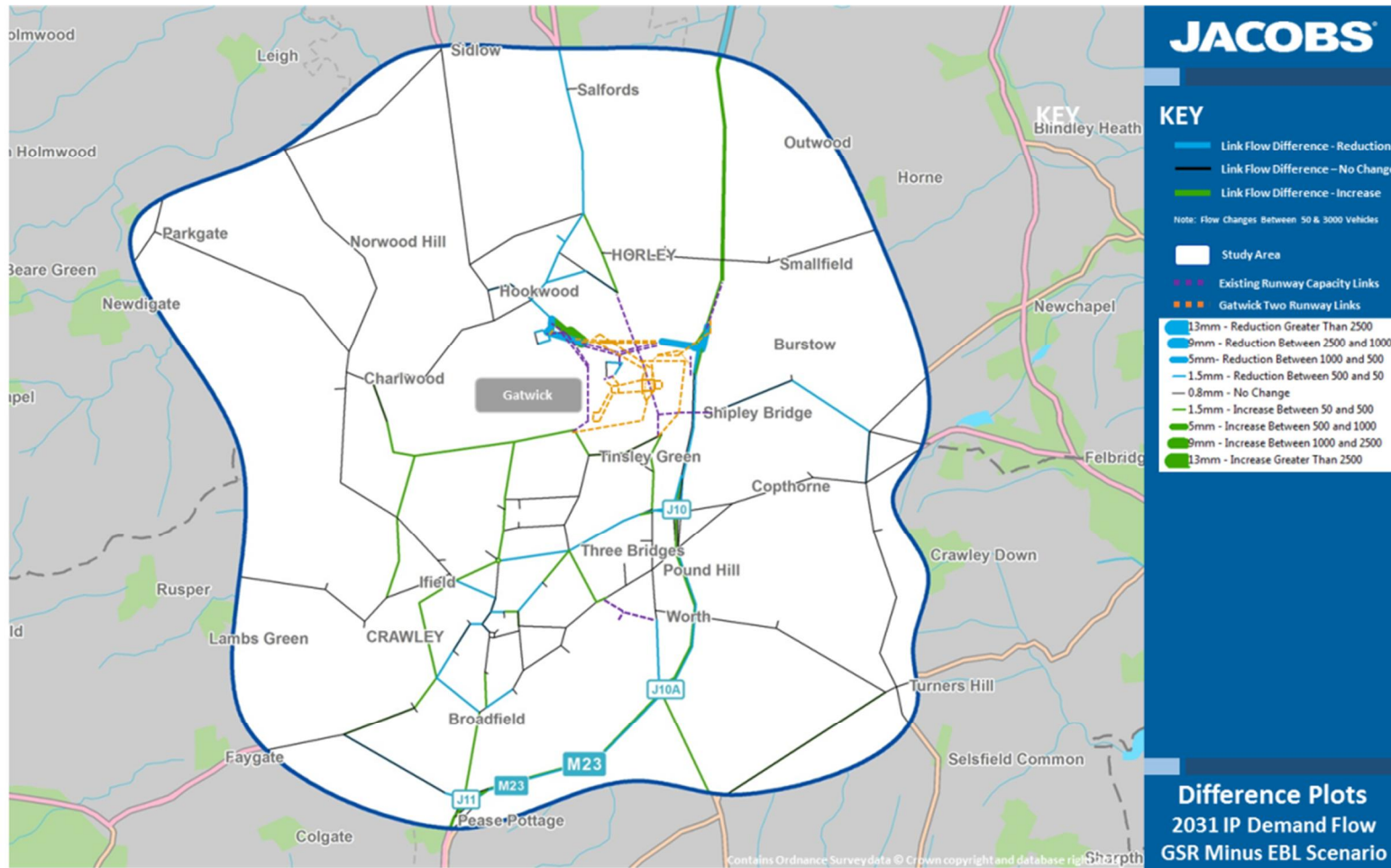


Figure 7: Demand Traffic Flows Extended Baseline PM on the local road network within the immediate vicinity of Gatwick

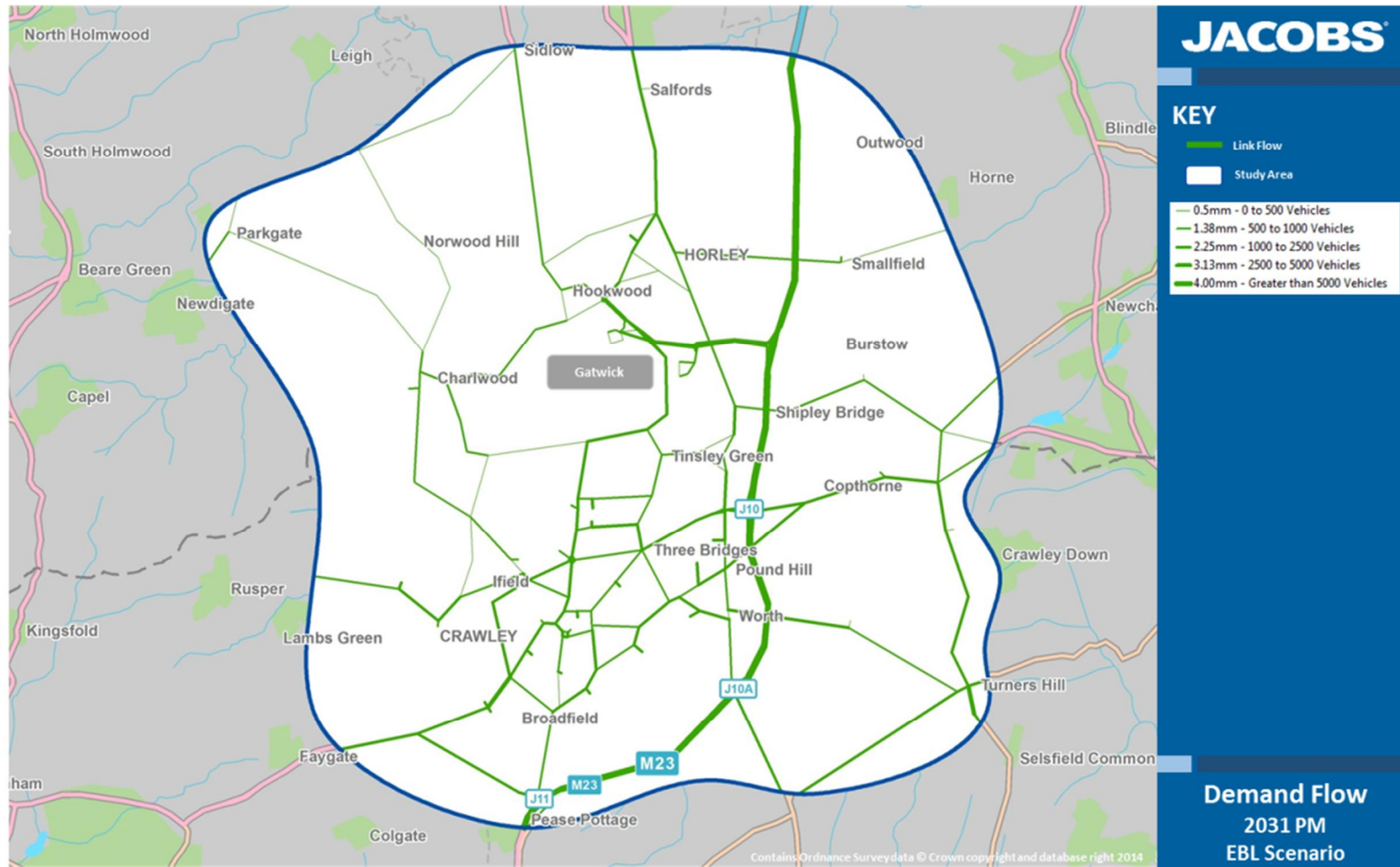




Figure 8: Demand Traffic Flows Gatwick Second Runway PM on the local road network within the immediate vicinity of Gatwick

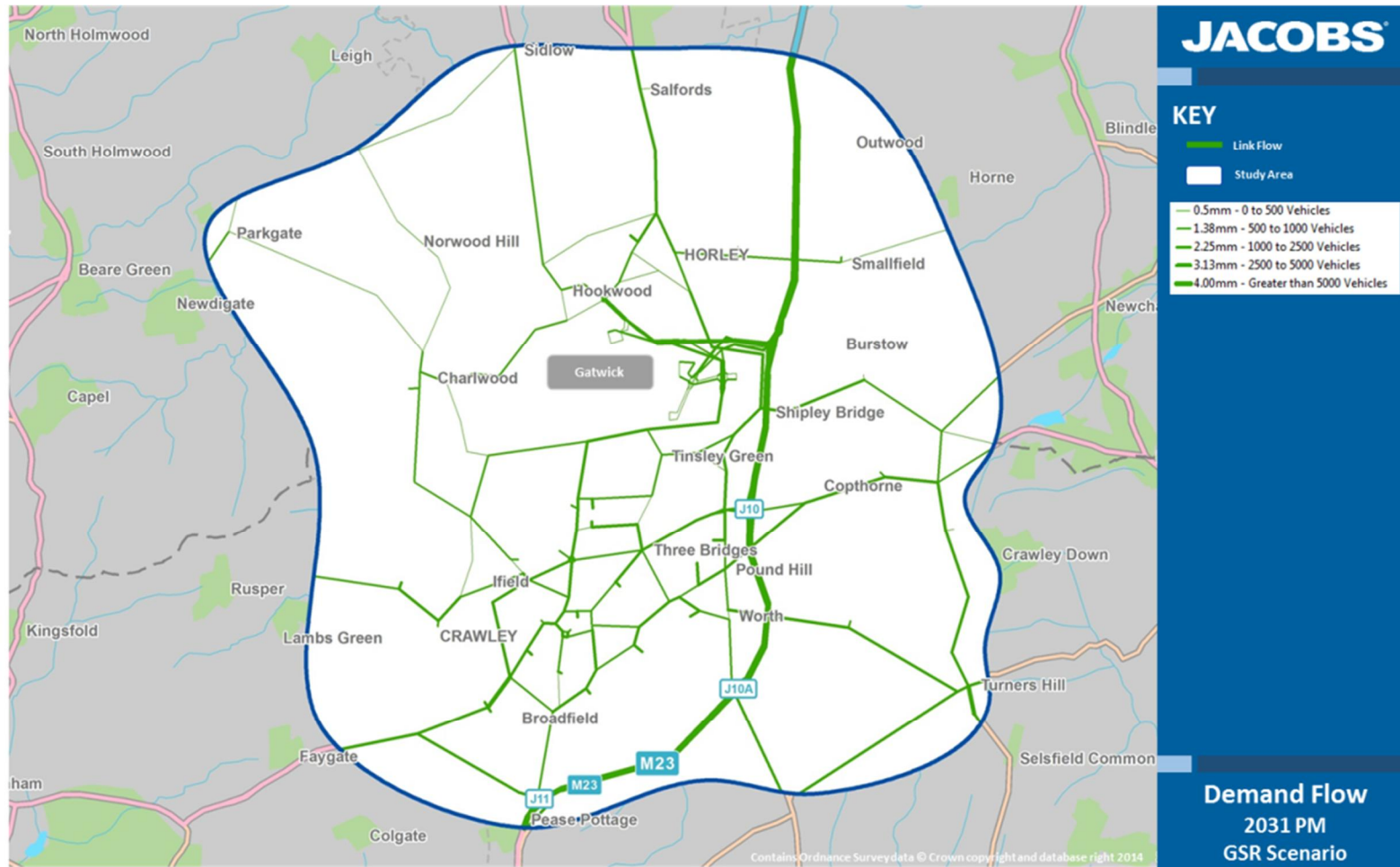


Figure 9: Demand Traffic Flows Difference PM on the local road network within the immediate vicinity of Gatwick



Figure 10: Actual Traffic Flows Extended Baseline AM on the local road network within the immediate vicinity of Gatwick

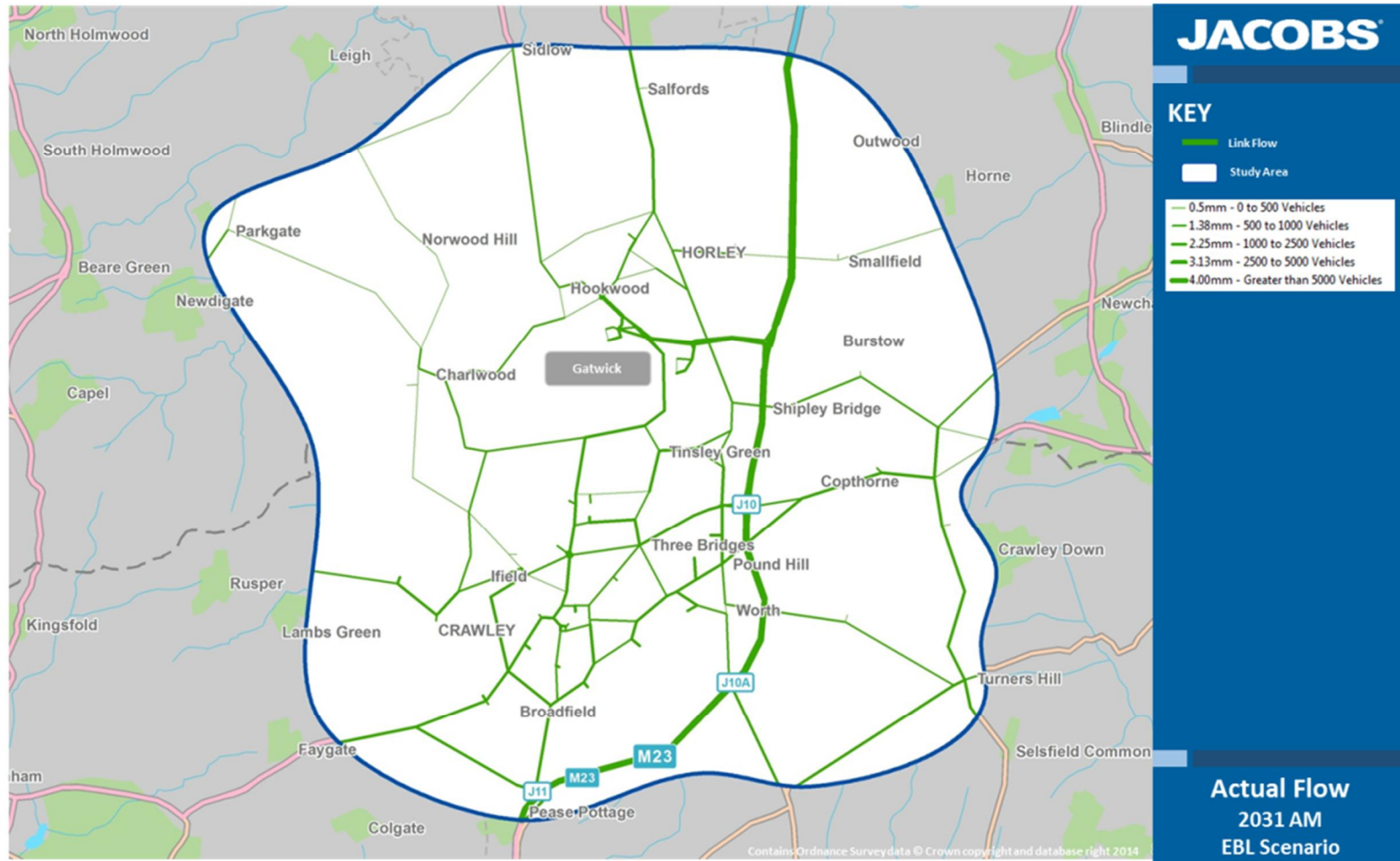


Figure 11: Actual Traffic Flows Gatwick Second Runway AM on the local road network within the immediate vicinity of Gatwick

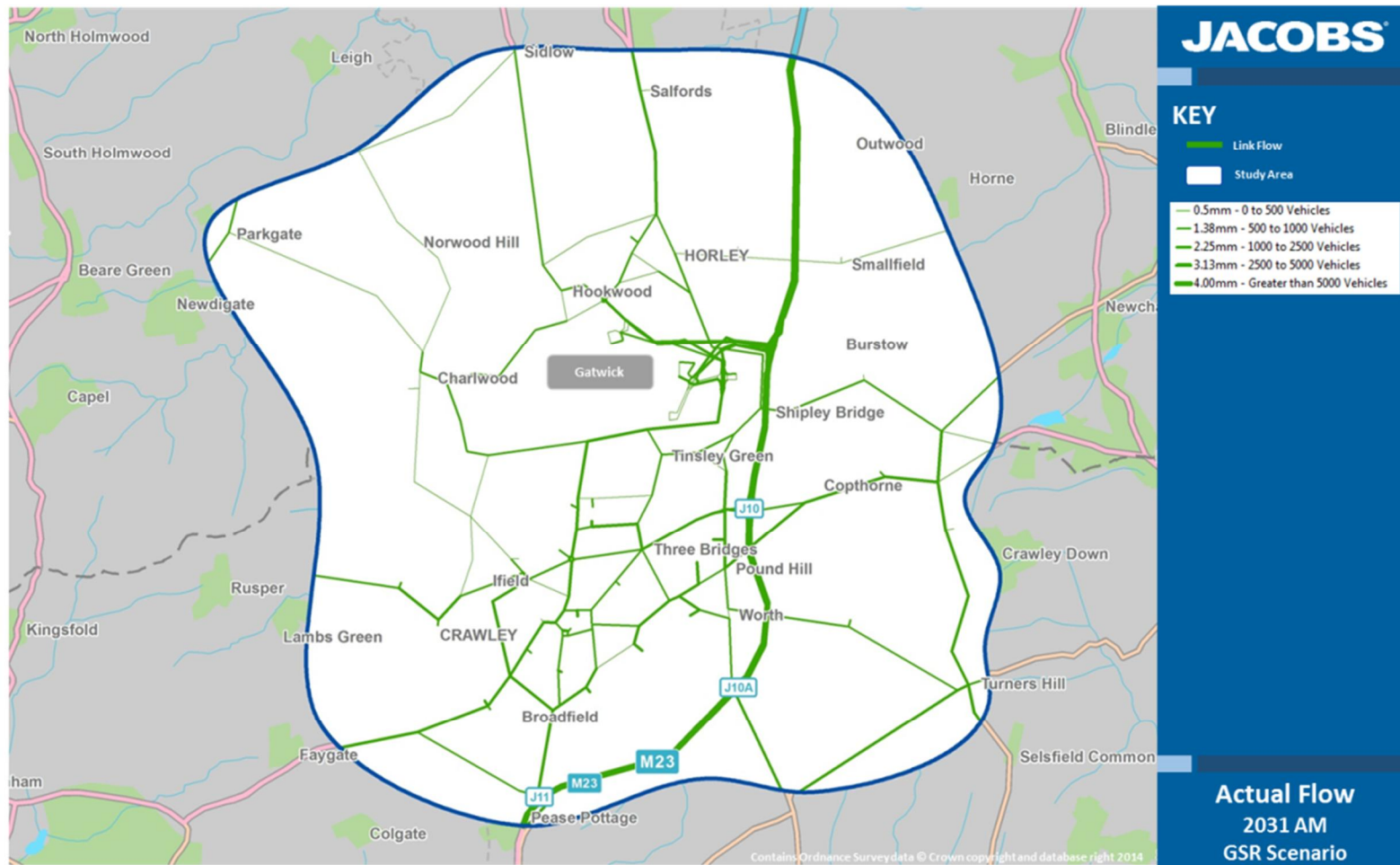


Figure 12: Actual Traffic Flows Difference AM on the local road network within the immediate vicinity of Gatwick

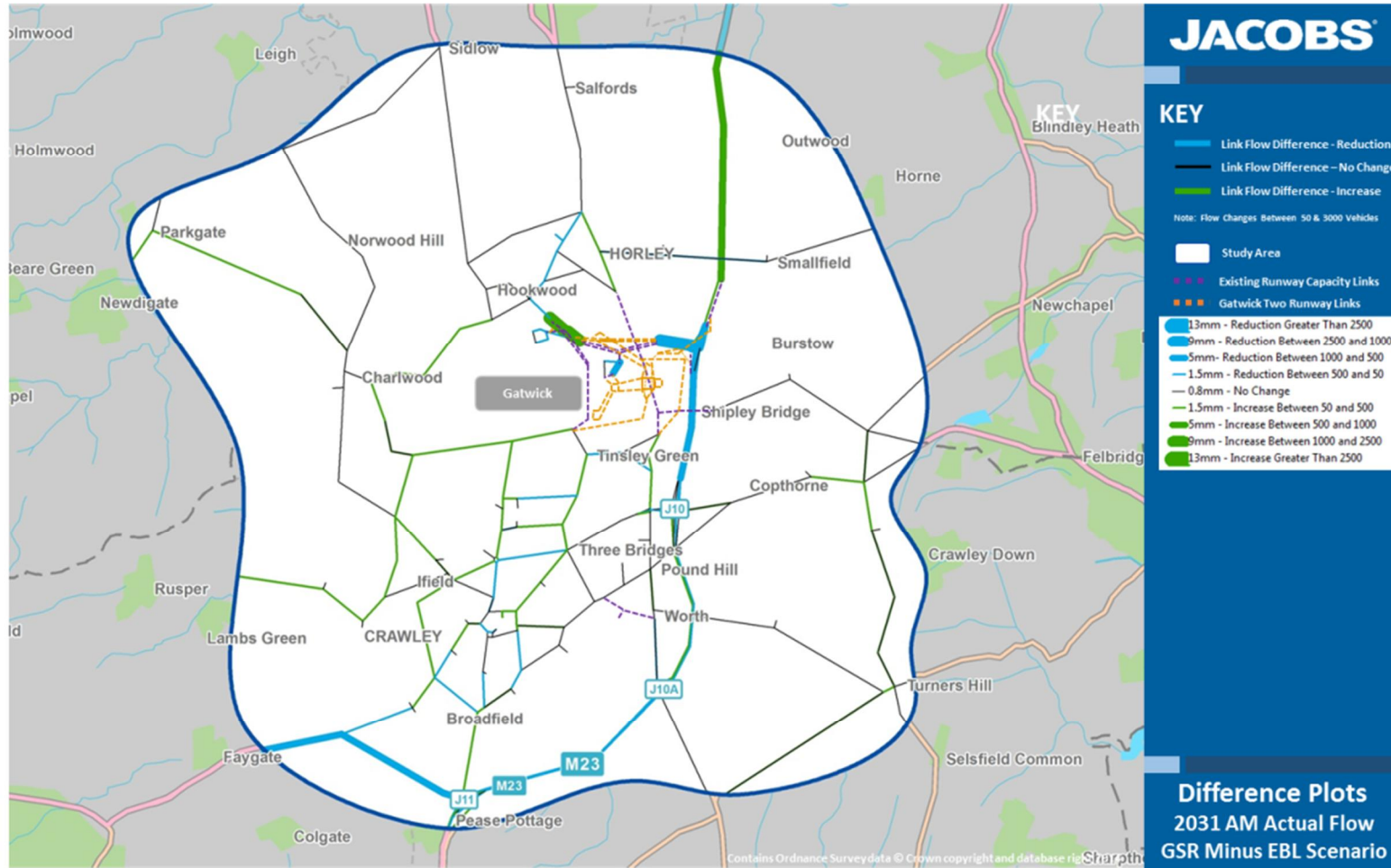


Figure 13: Actual Traffic Flows Extended Baseline IP on the local road network within the immediate vicinity of Gatwick

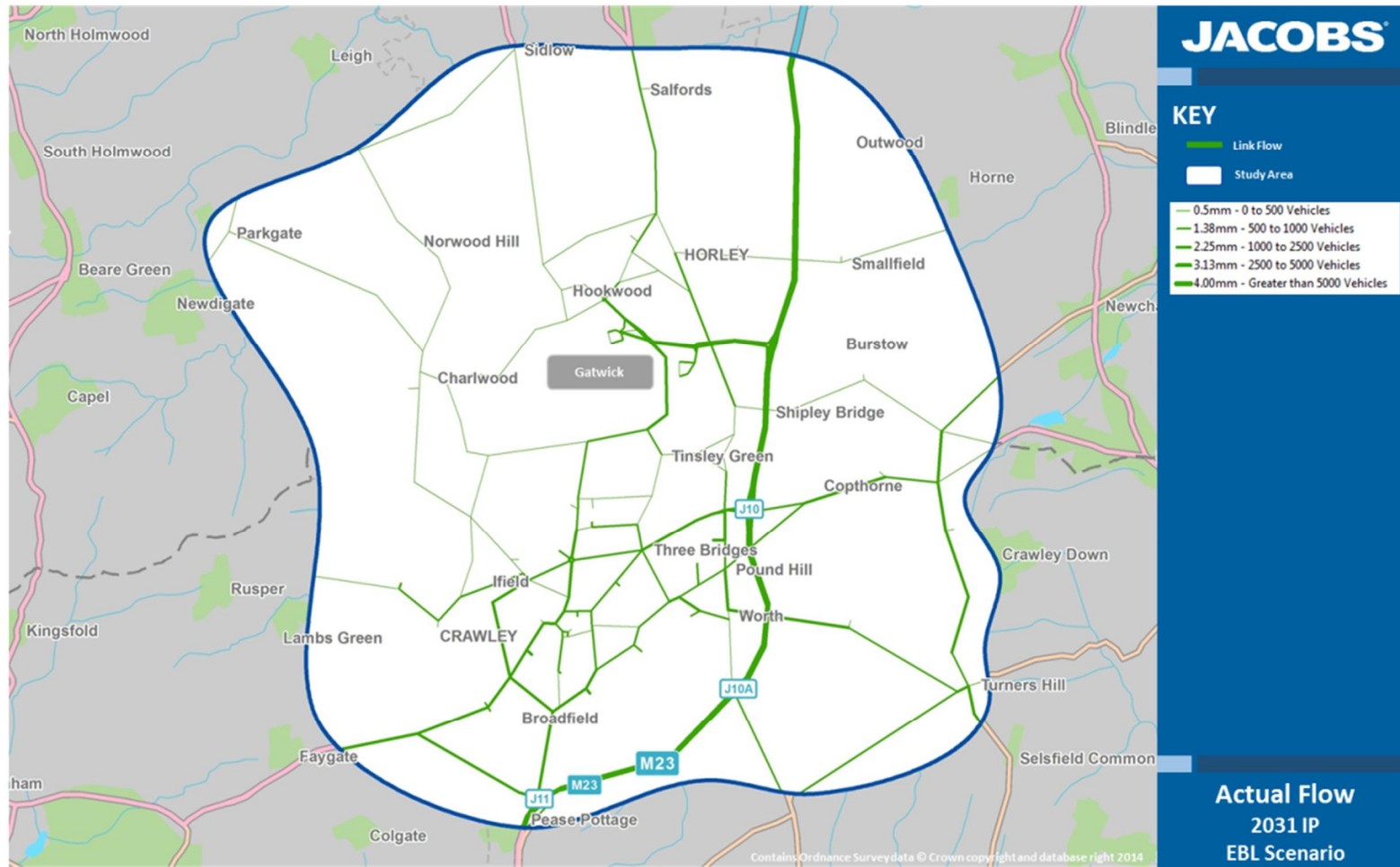


Figure 14: Actual Traffic Flows Gatwick Second Runway IP on the local road network within the immediate vicinity of Gatwick

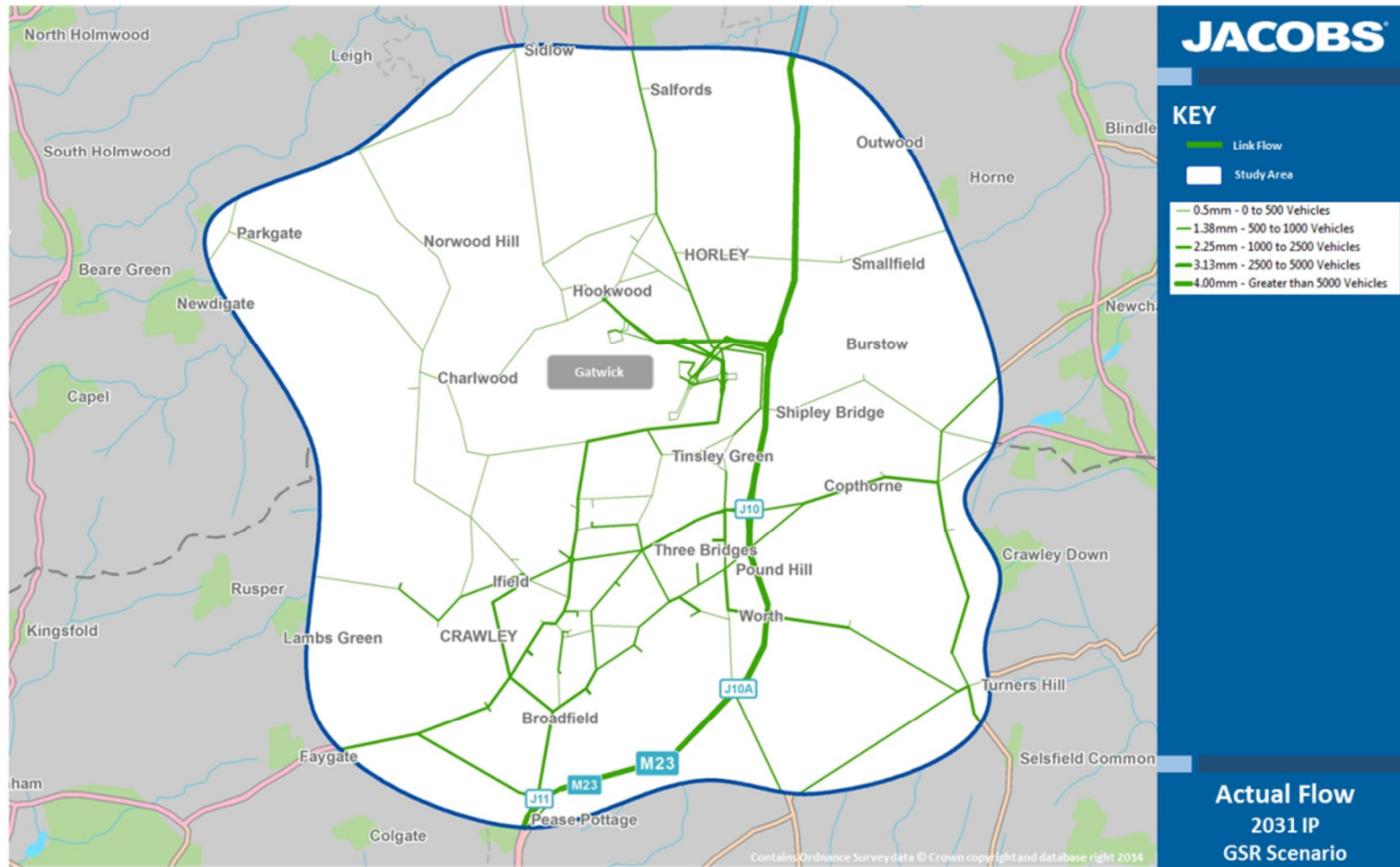


Figure 15: Actual Traffic Flows Difference IP on the local road network within the immediate vicinity of Gatwick

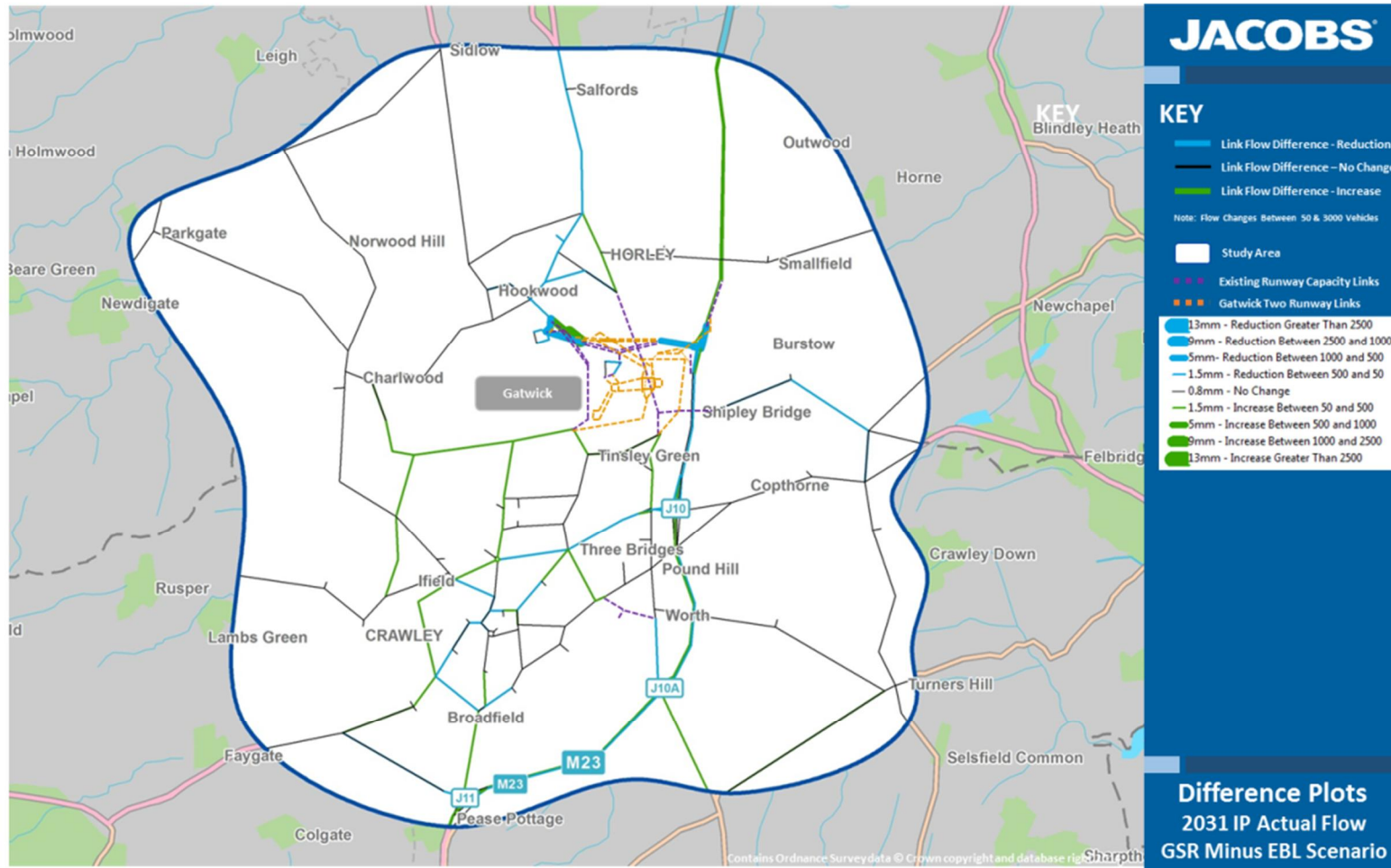




Figure 16: Actual Traffic Flows Extended Baseline PM on the local road network within the immediate vicinity of Gatwick

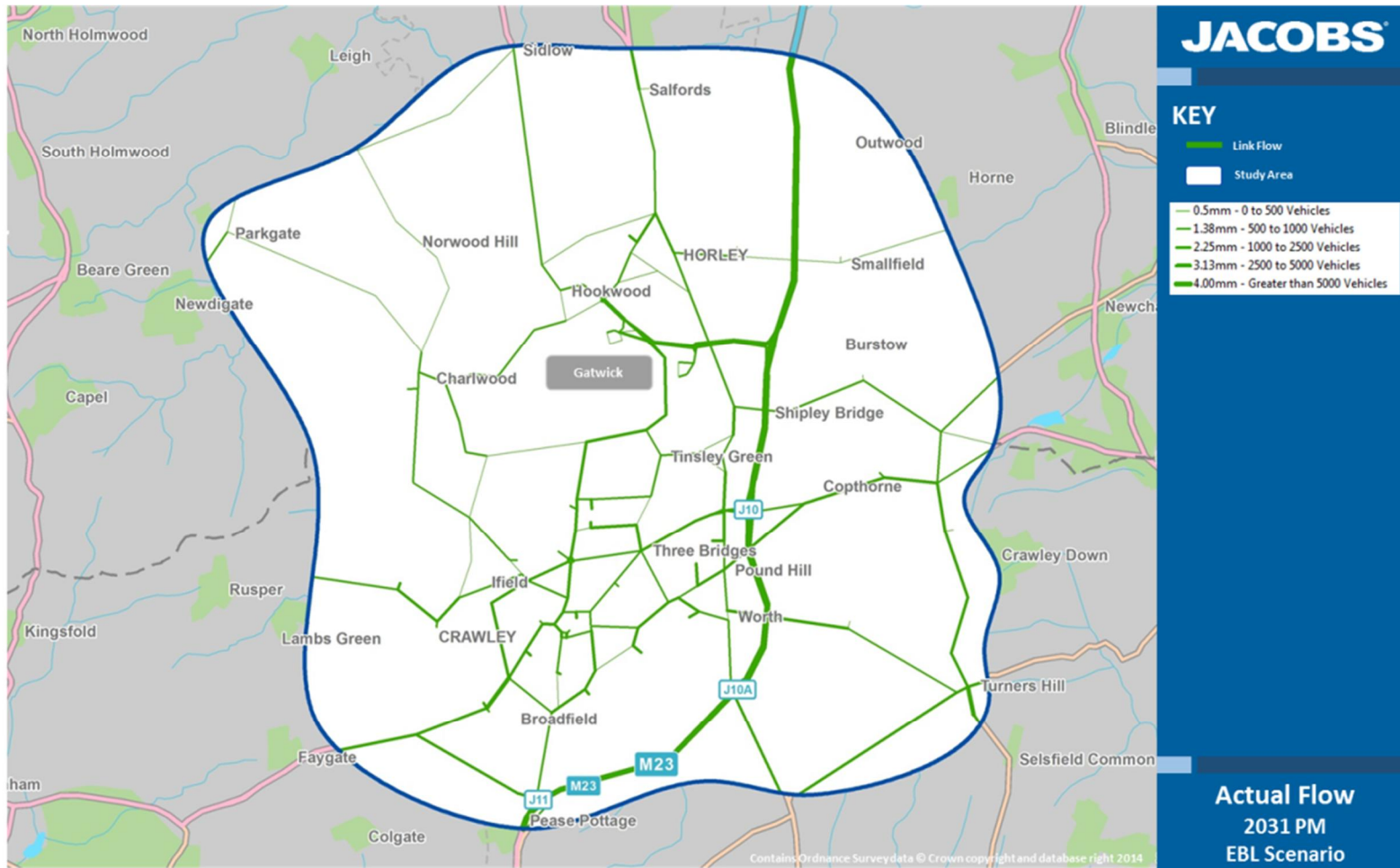


Figure 17: Actual Traffic Flows Gatwick Second Runway PM on the local road network within the immediate vicinity of Gatwick

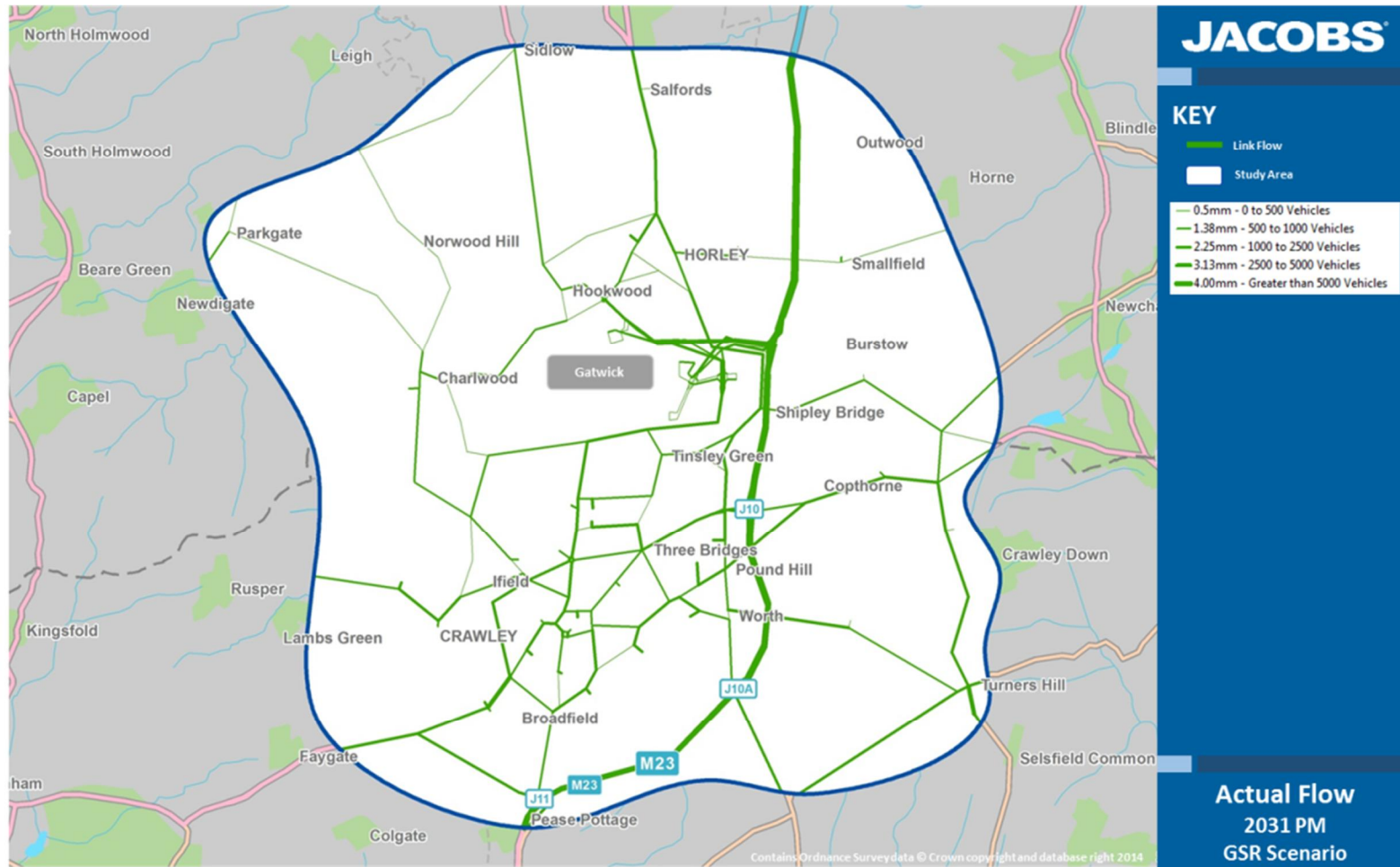


Figure 18: Actual Traffic Flows Difference PM on the local road network within the immediate vicinity of Gatwick

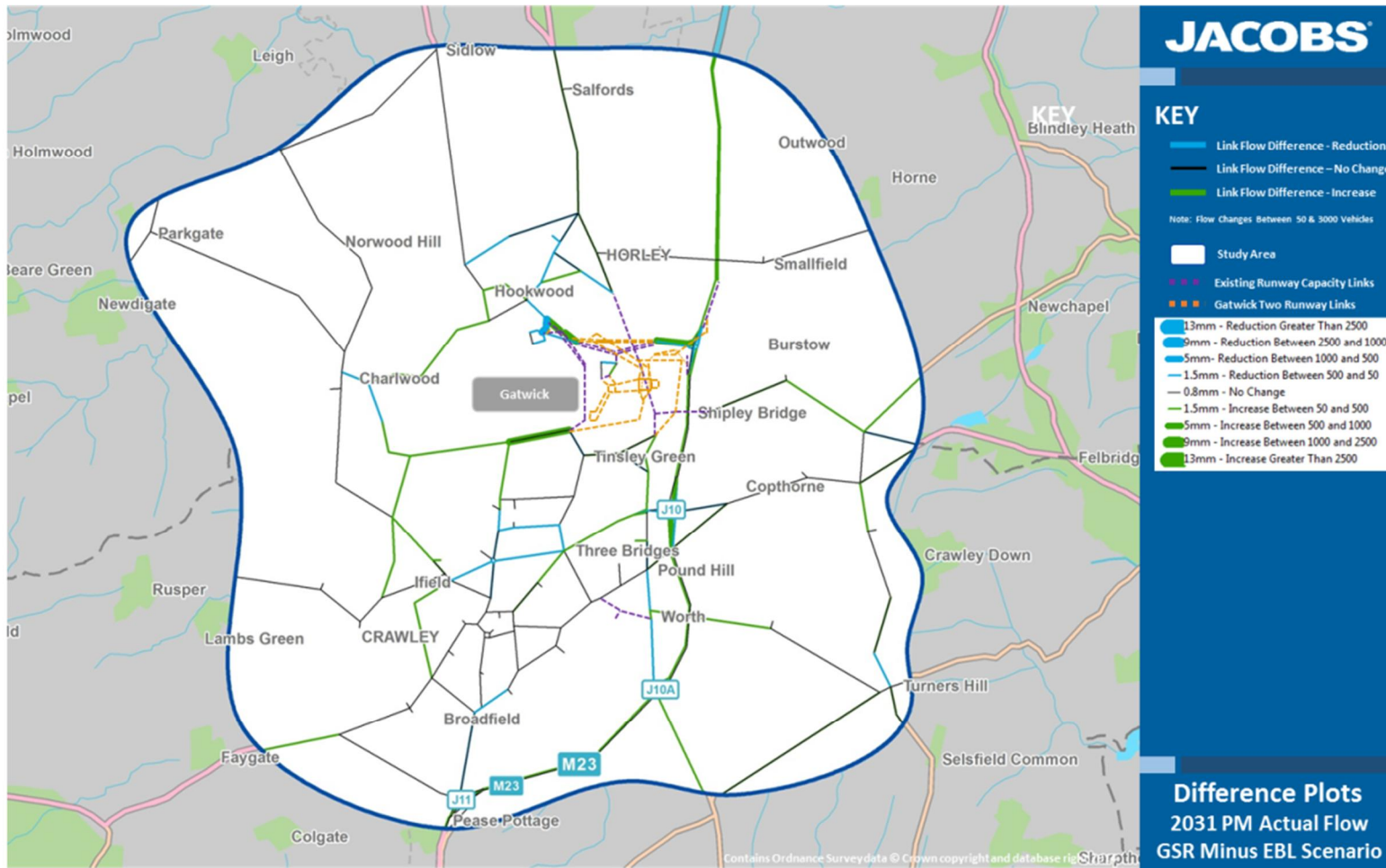


Figure 19: Demand Traffic Flows Extended Baseline AM on the strategic road network surrounding Gatwick

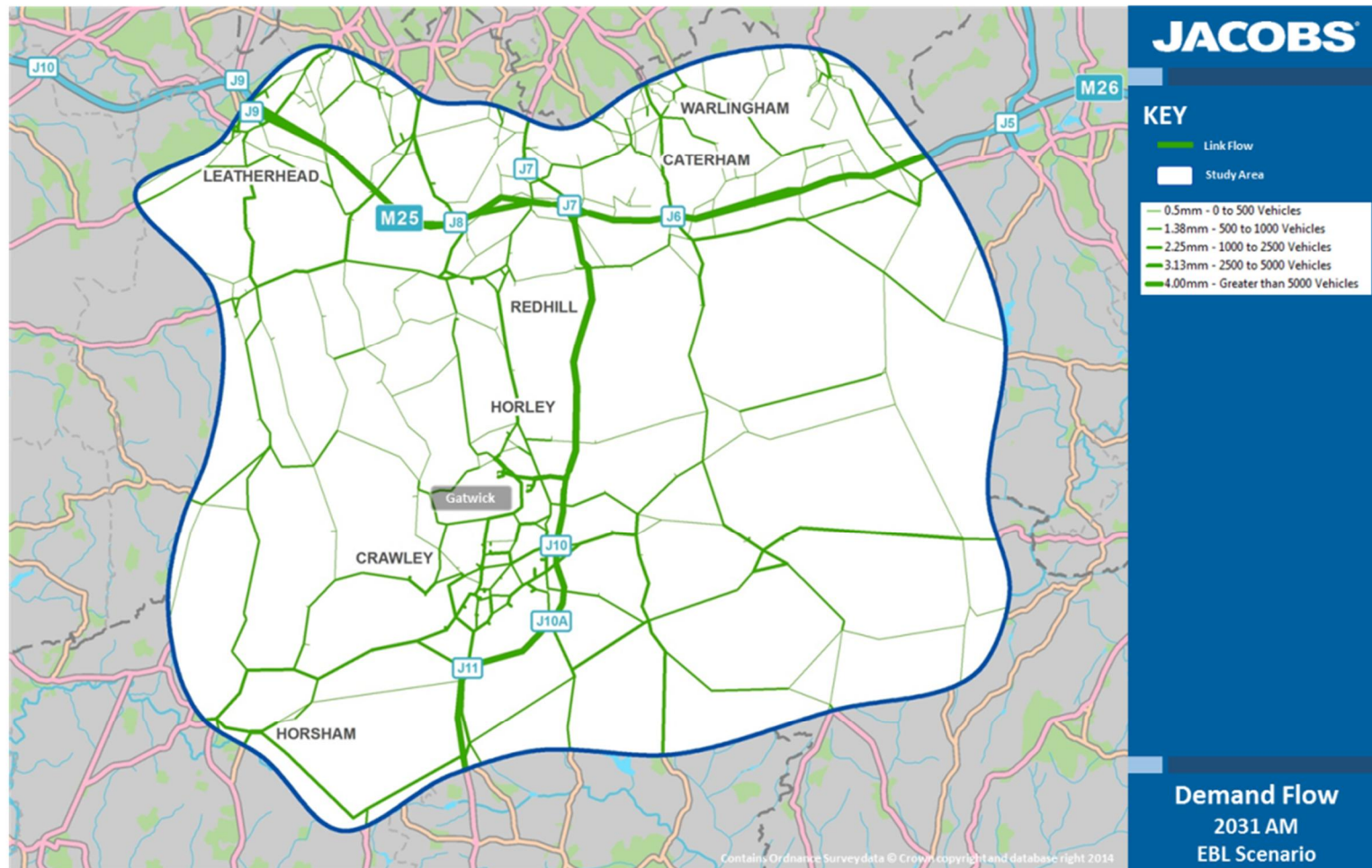


Figure 20: Demand Traffic Flows Gatwick Second Runway AM on the strategic road network surrounding Gatwick

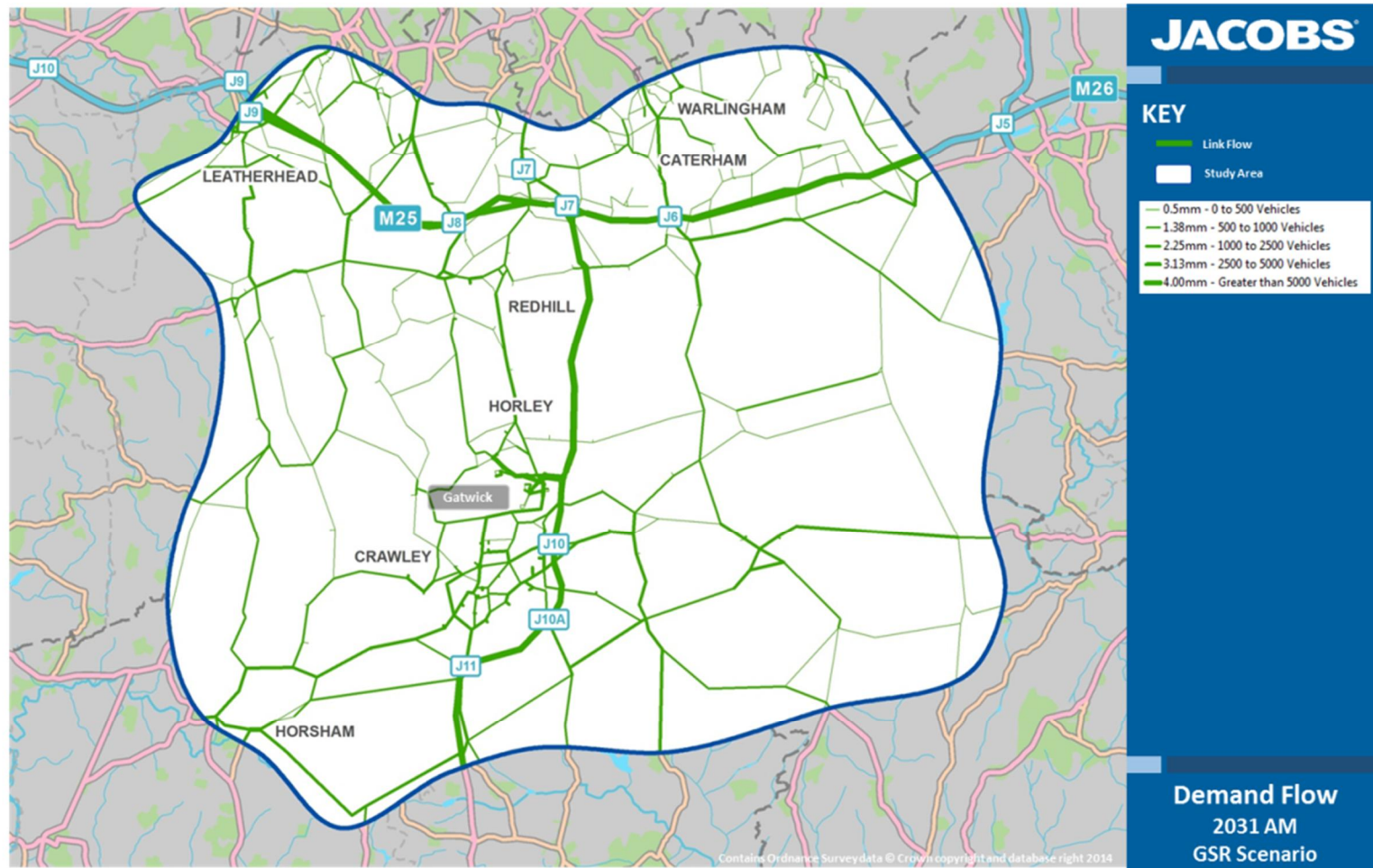


Figure 21: Demand Traffic Flows Difference AM on the strategic road network surrounding Gatwick

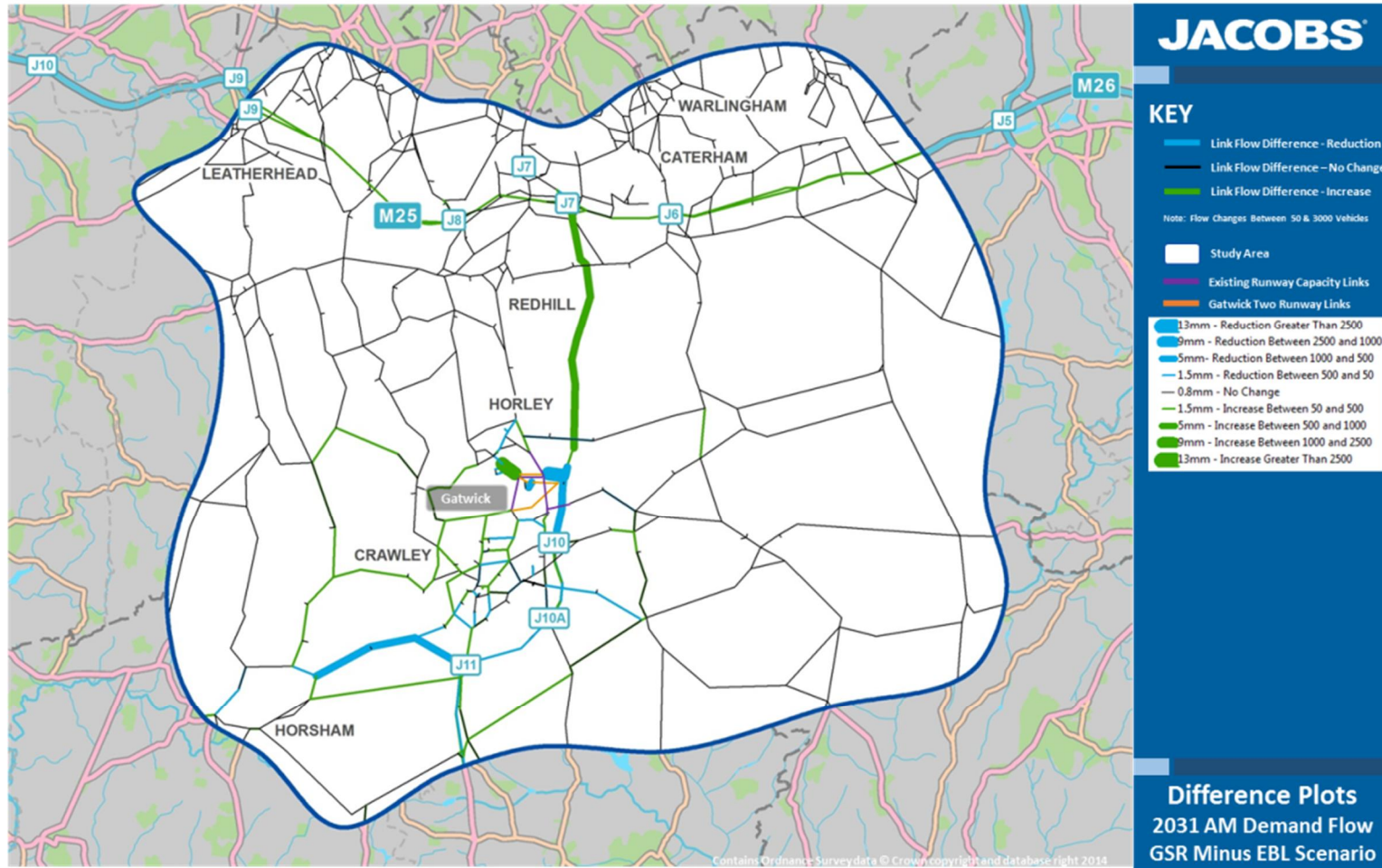


Figure 22: Demand Traffic Flows Extended Baseline IP on the strategic road network surrounding Gatwick

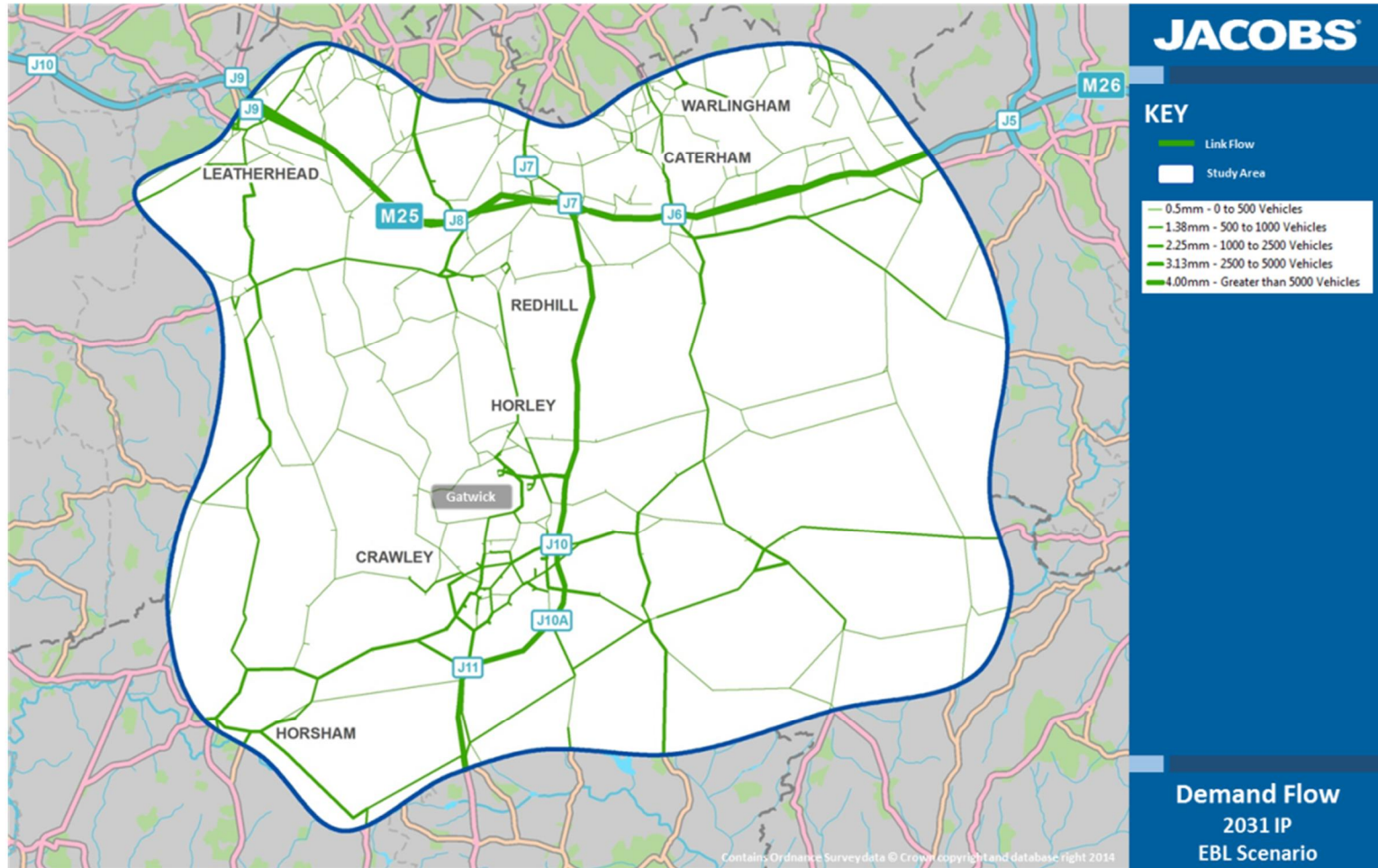


Figure 23: Demand Traffic Flows Gatwick Second Runway IP on the strategic road network surrounding Gatwick

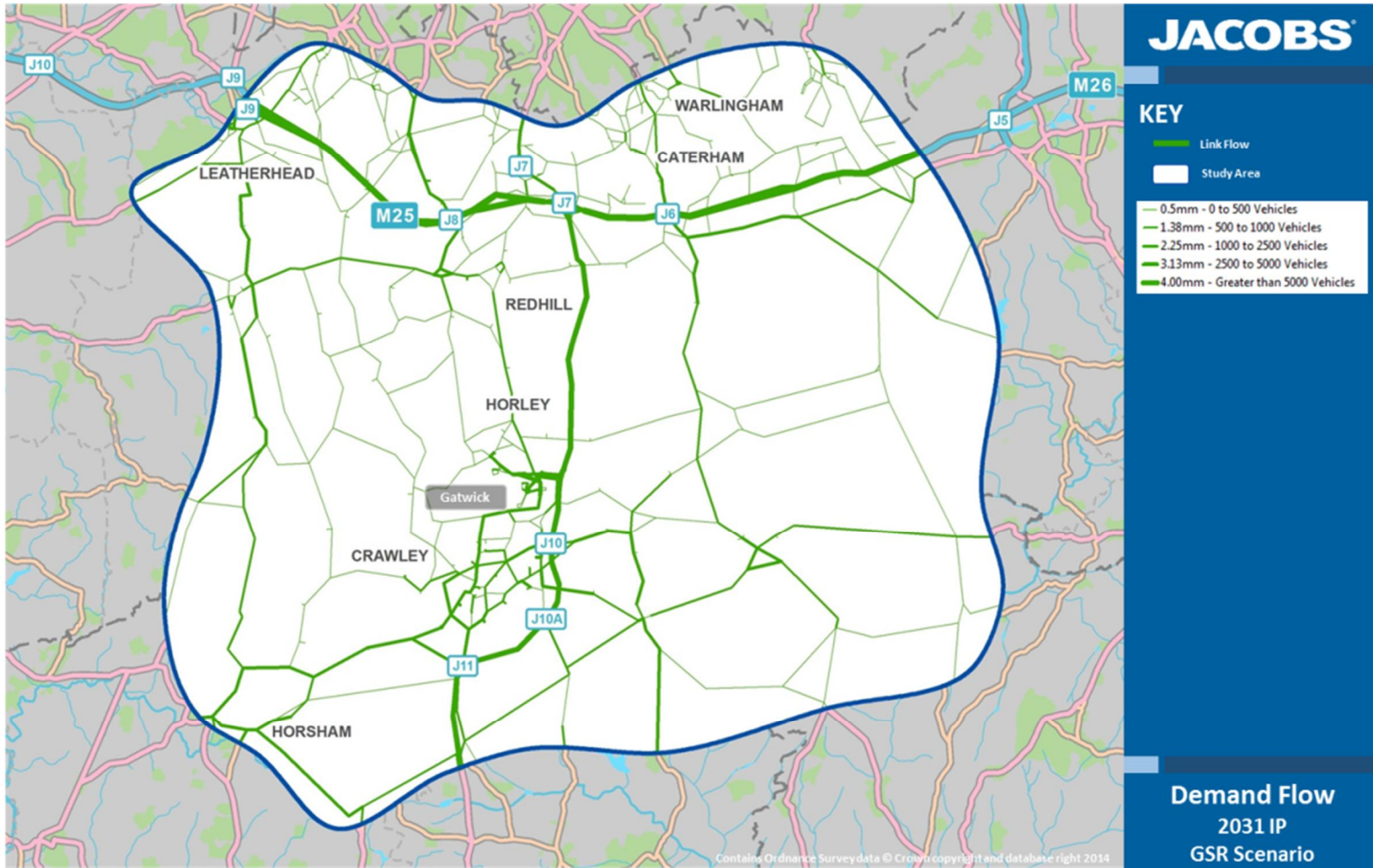




Figure 24: Demand Traffic Flows Difference IP on the strategic road network surrounding Gatwick

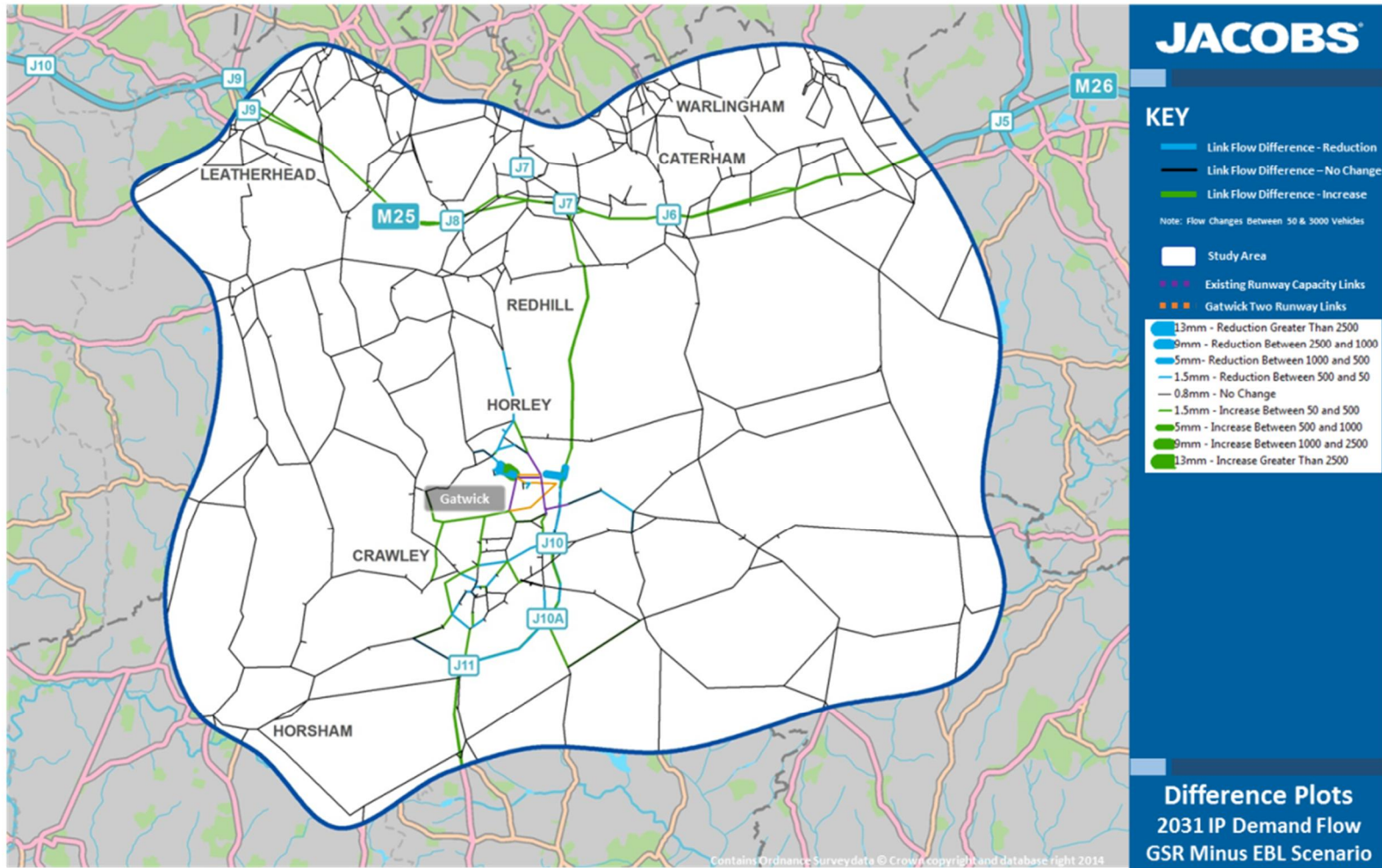


Figure 25: Demand Traffic Flows Extended Baseline PM on the strategic road network surrounding Gatwick

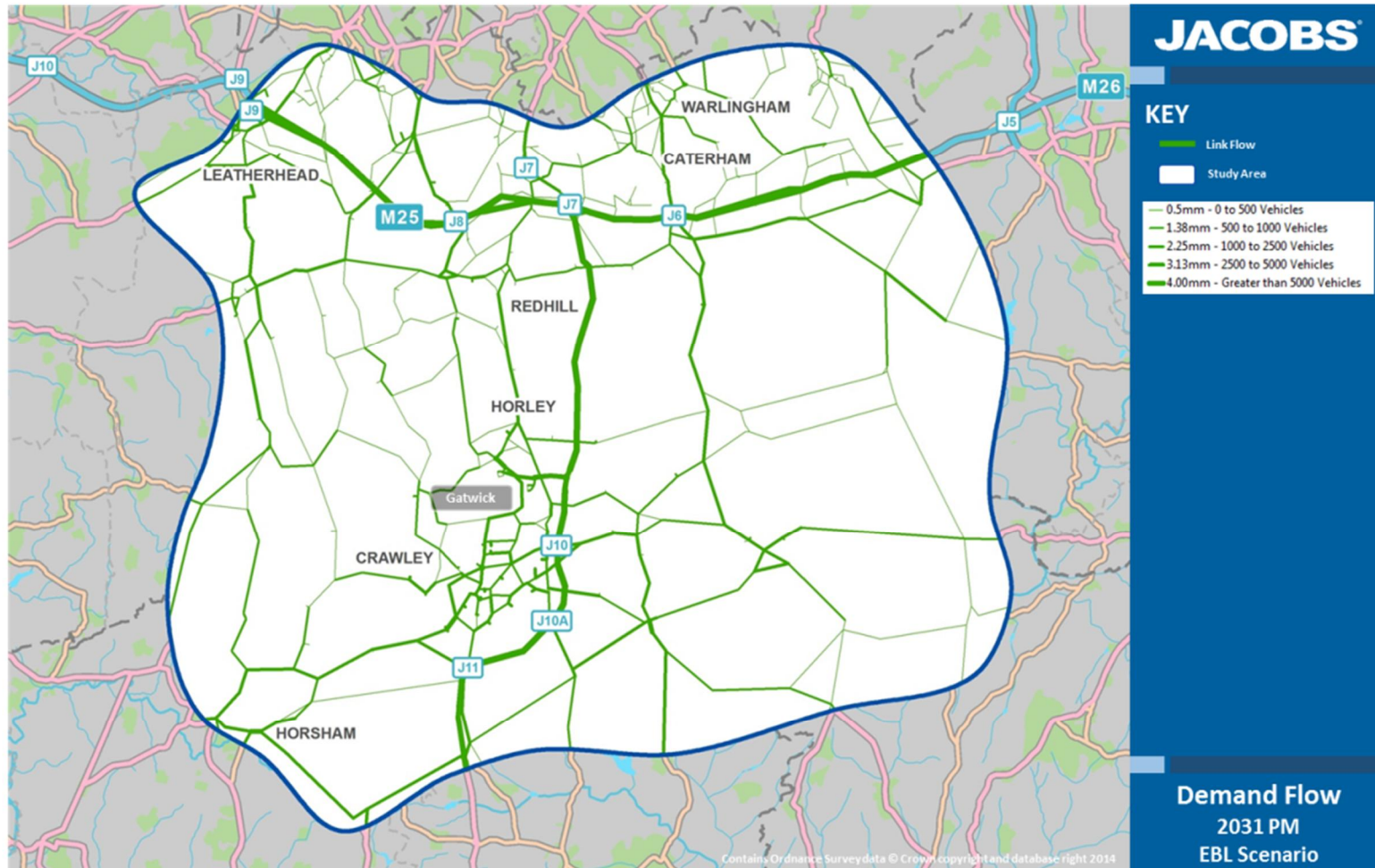


Figure 26: Demand Traffic Flows Gatwick Second Runway PM on the strategic road network surrounding Gatwick

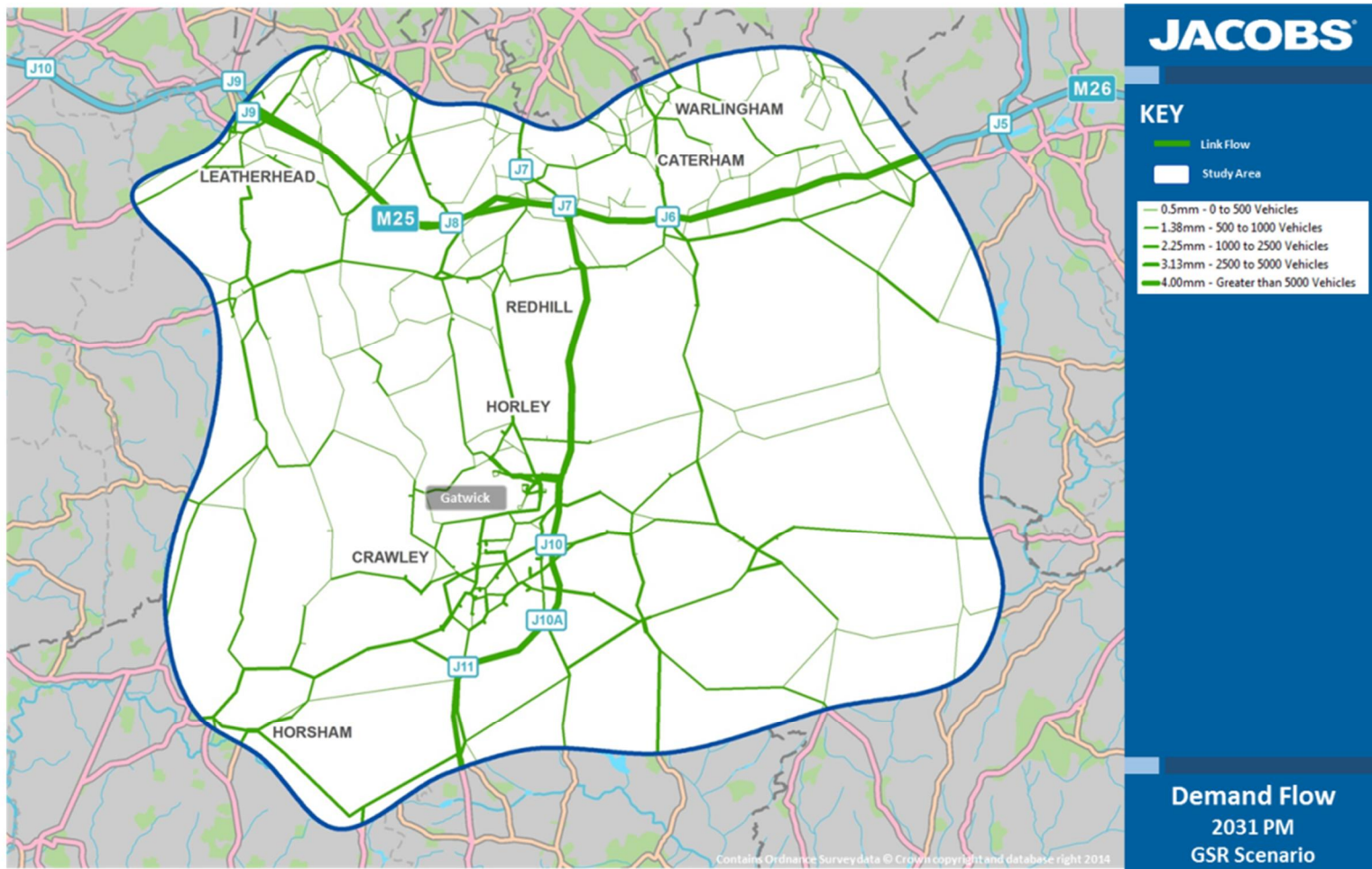


Figure 27: Demand Traffic Flows Difference PM on the strategic road network surrounding Gatwick

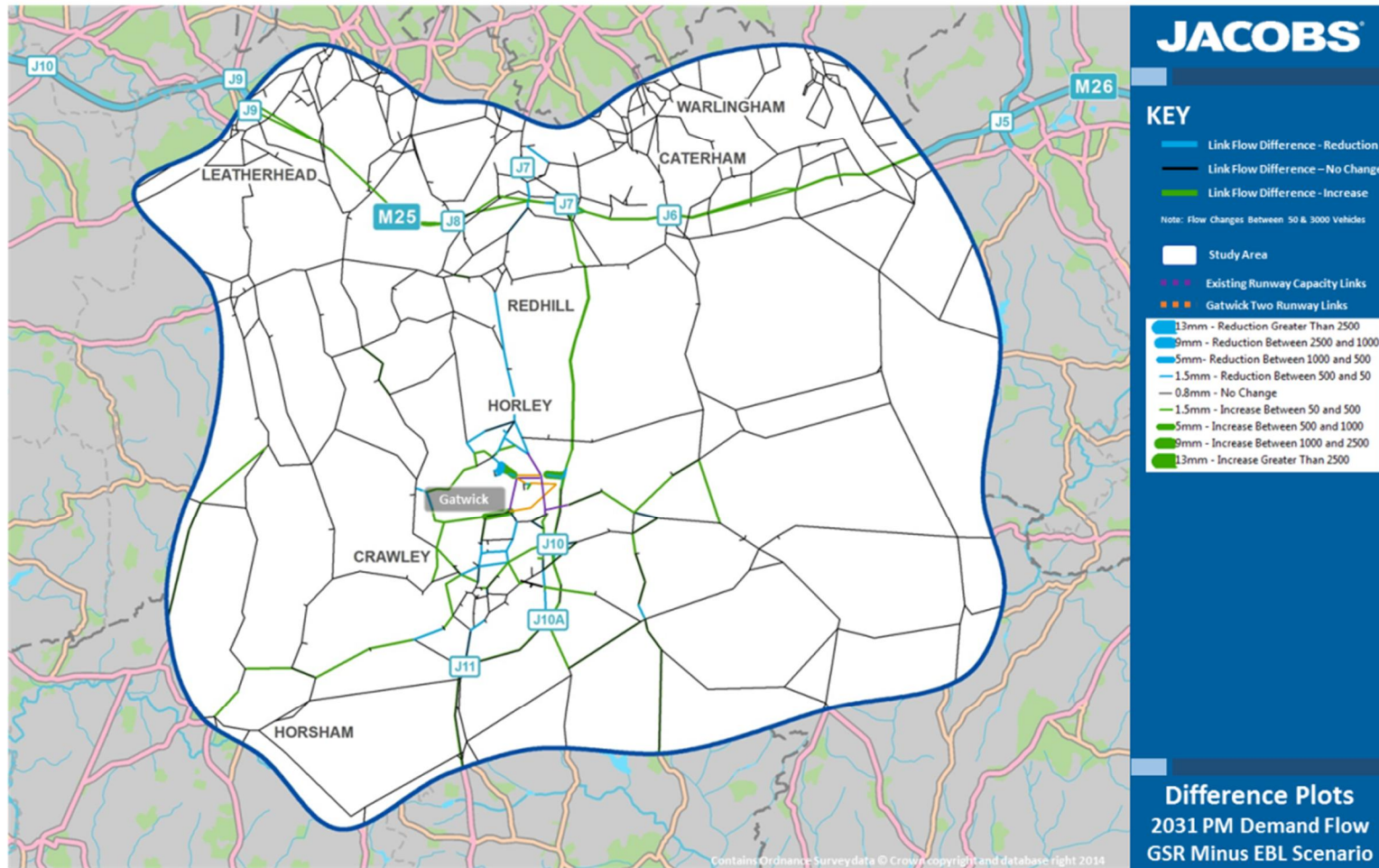


Figure 28: Actual Traffic Flows Extended Baseline AM on the strategic road network surrounding Gatwick

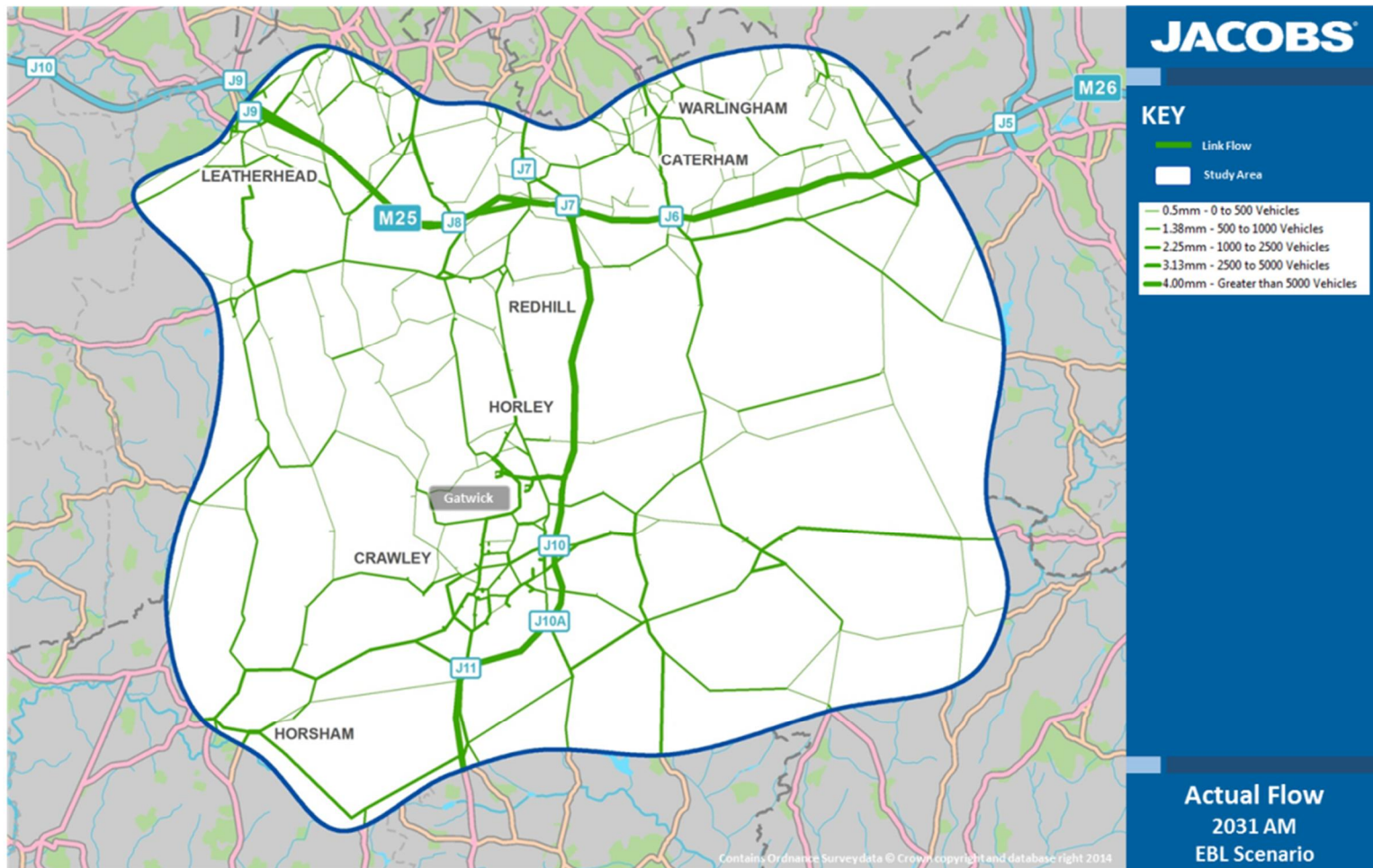


Figure 29: Actual Traffic Flows Gatwick Second Runway AM on the strategic road network surrounding Gatwick

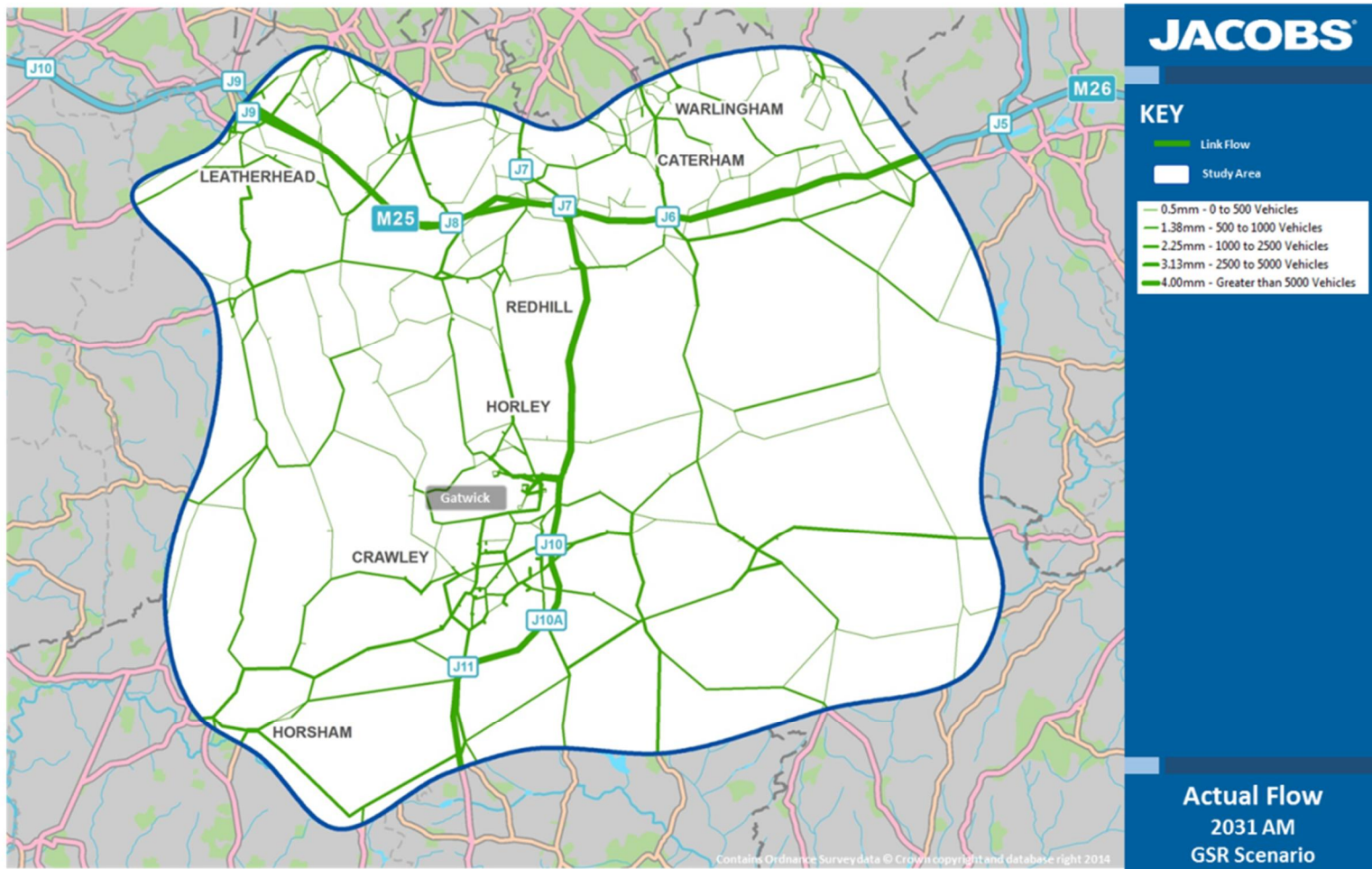


Figure 30: Actual Traffic Flows Difference AM on the strategic road network surrounding Gatwick

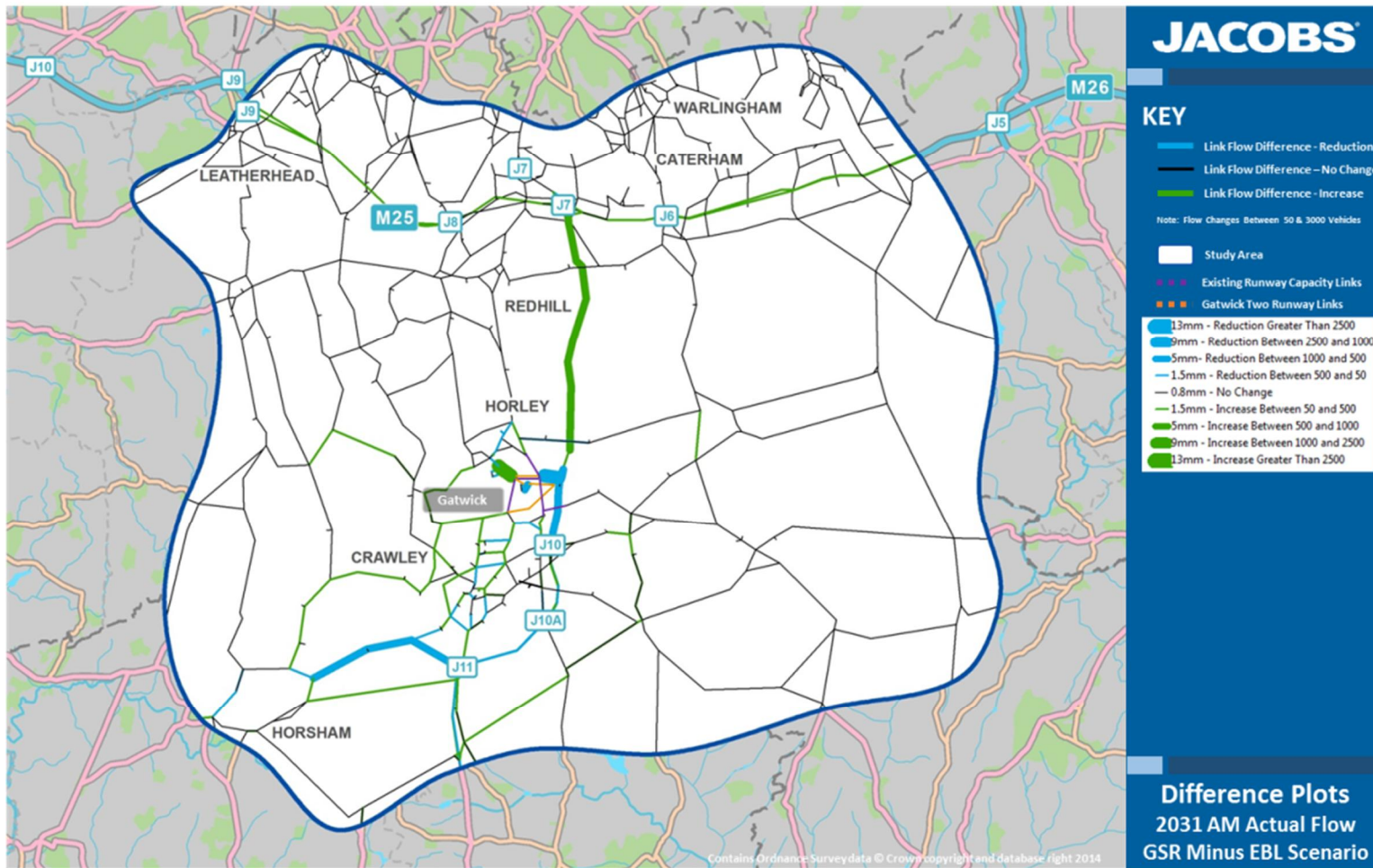


Figure 31: Actual Traffic Flows Extended Baseline IP on the strategic road network surrounding Gatwick

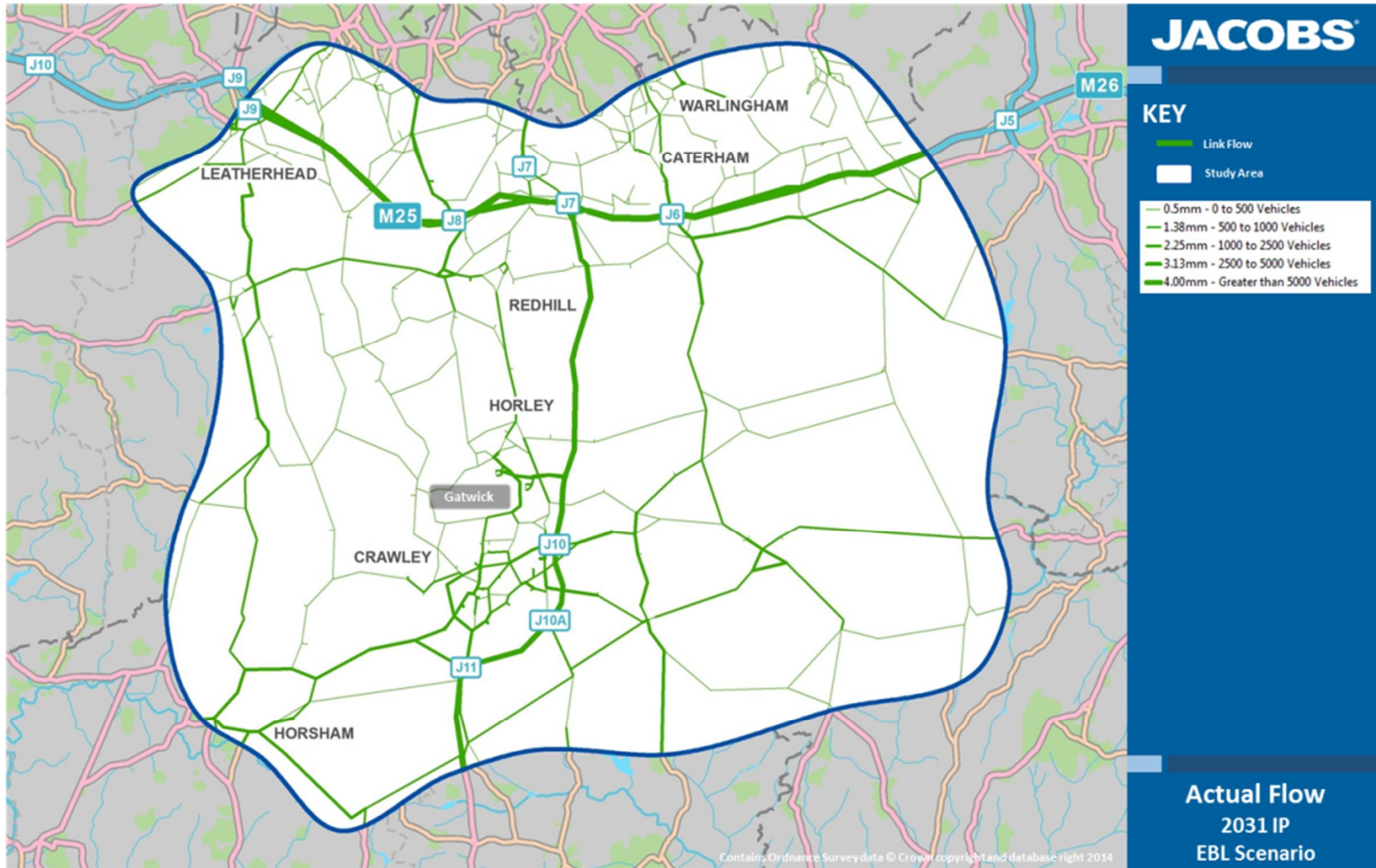




Figure 32: Actual Traffic Flows Gatwick Second Runway IP on the strategic road network surrounding Gatwick

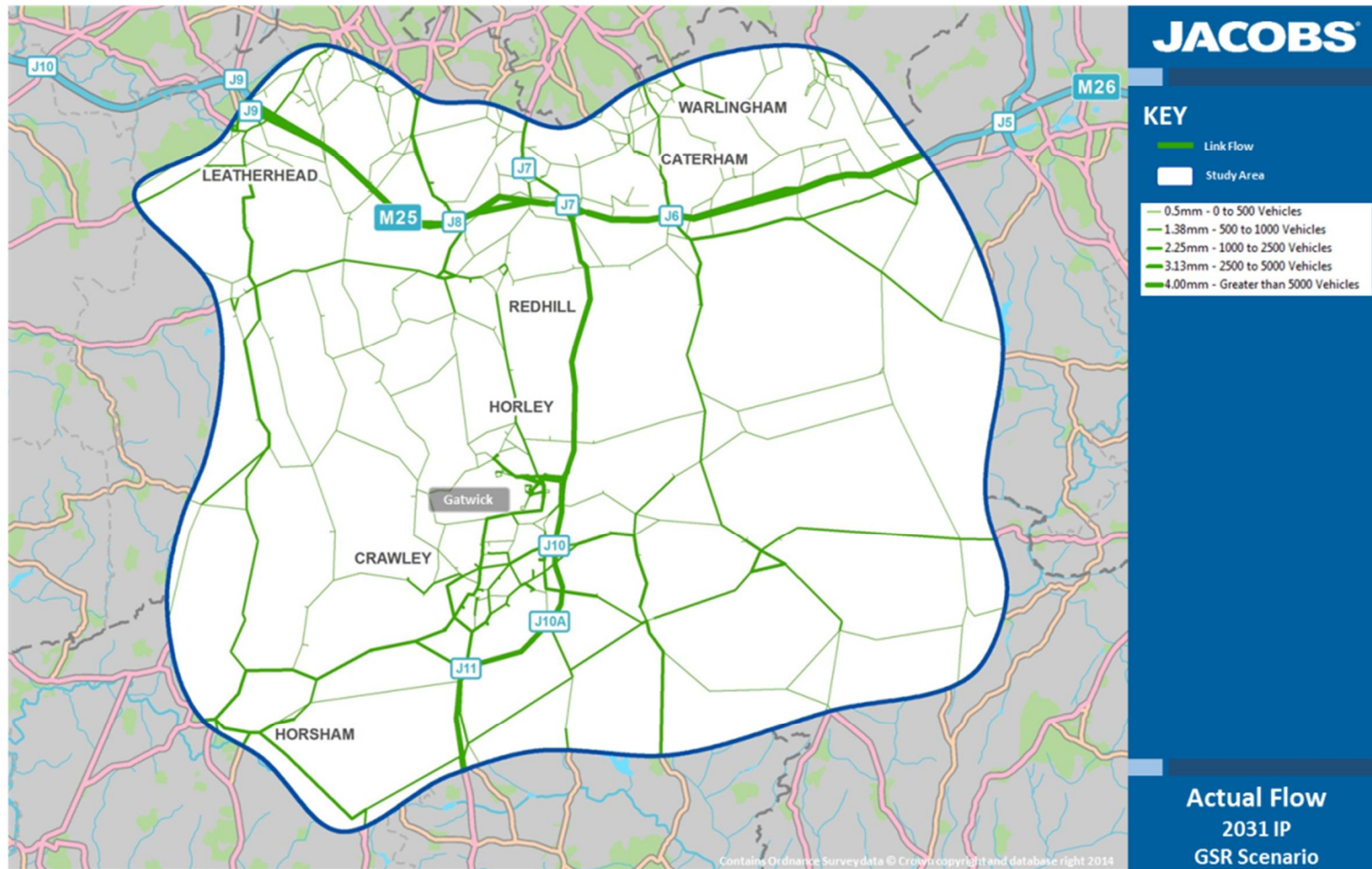


Figure 33: Actual Traffic Flows Difference IP on the strategic road network surrounding Gatwick

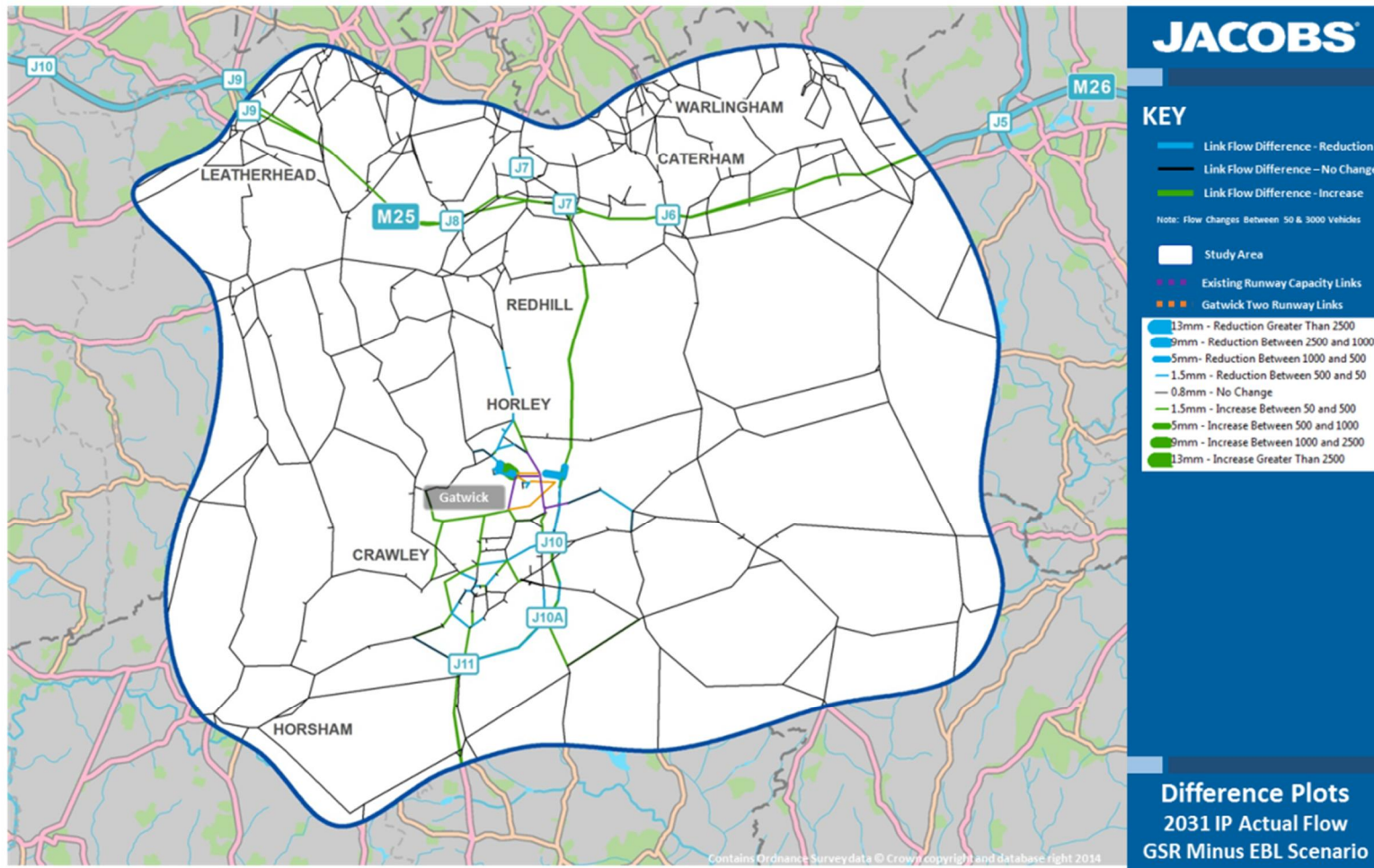


Figure 34: Actual Traffic Flows Extended Baseline PM on the strategic road network surrounding Gatwick

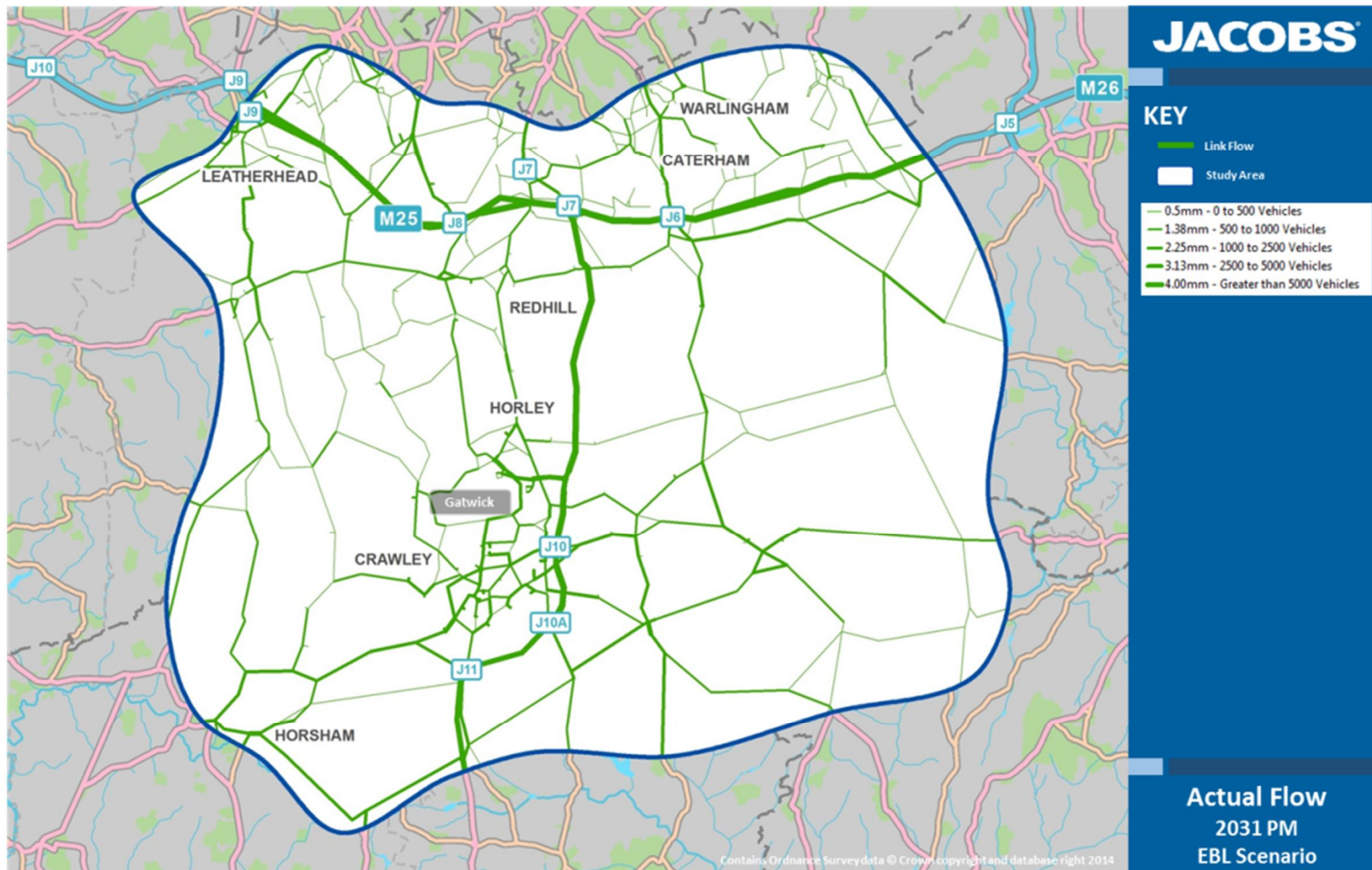


Figure 35: Actual Traffic Flows Gatwick Second Runway PM on the strategic road network surrounding Gatwick

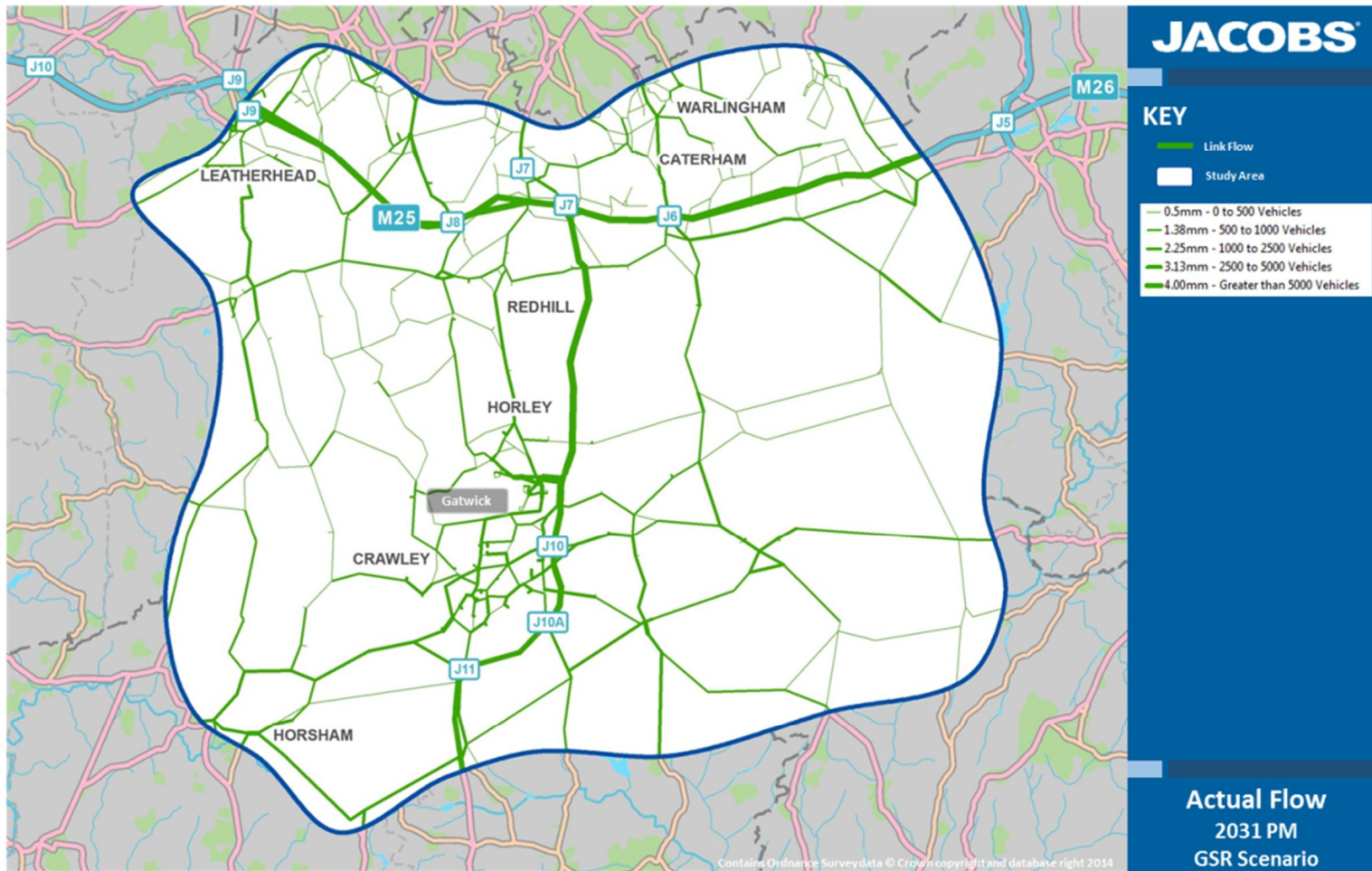


Figure 36: Actual Traffic Flows Difference PM on the strategic road network surrounding Gatwick

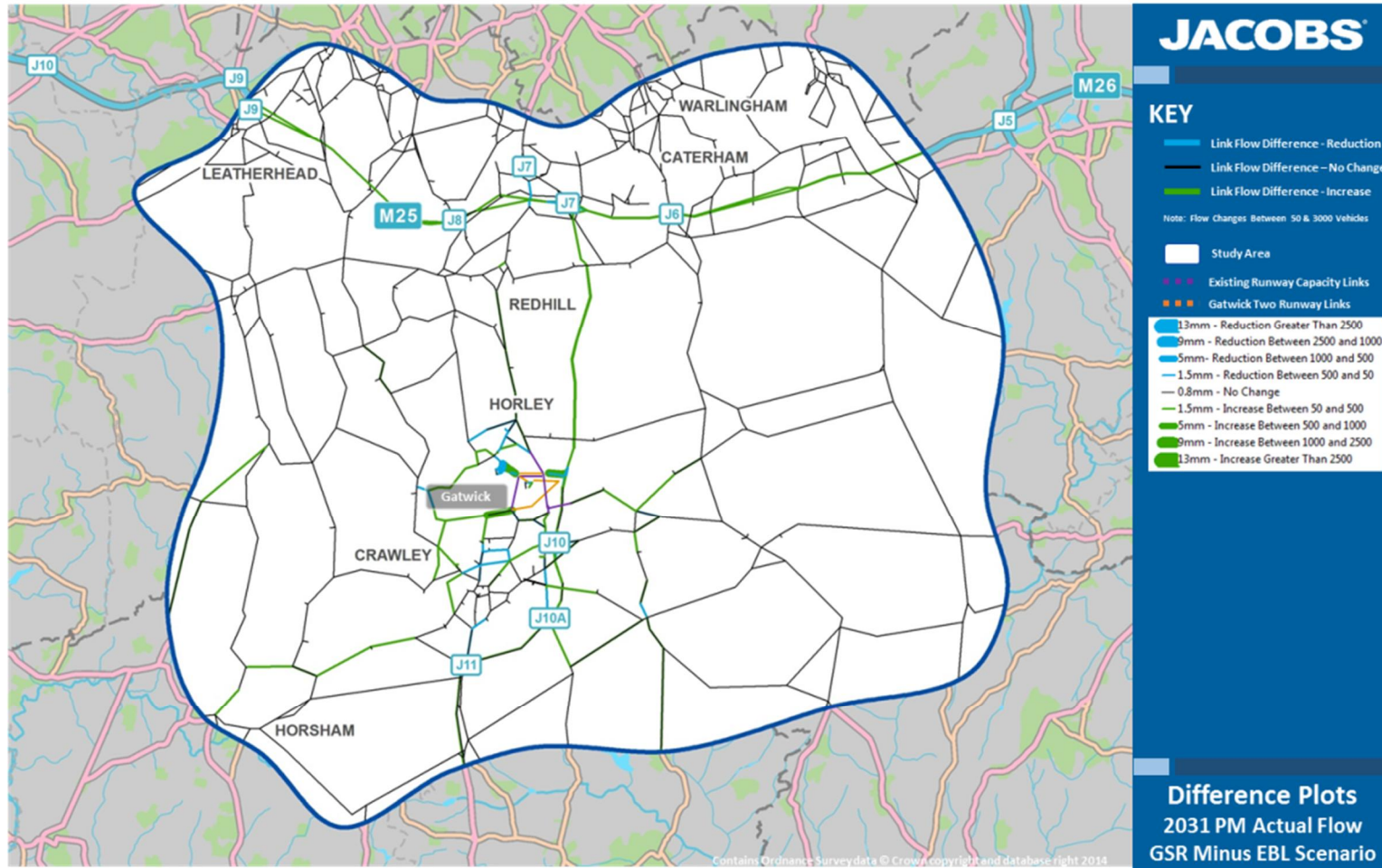


Figure 37: V/C (Demand) Extended Baseline AM on the strategic road network surrounding Gatwick

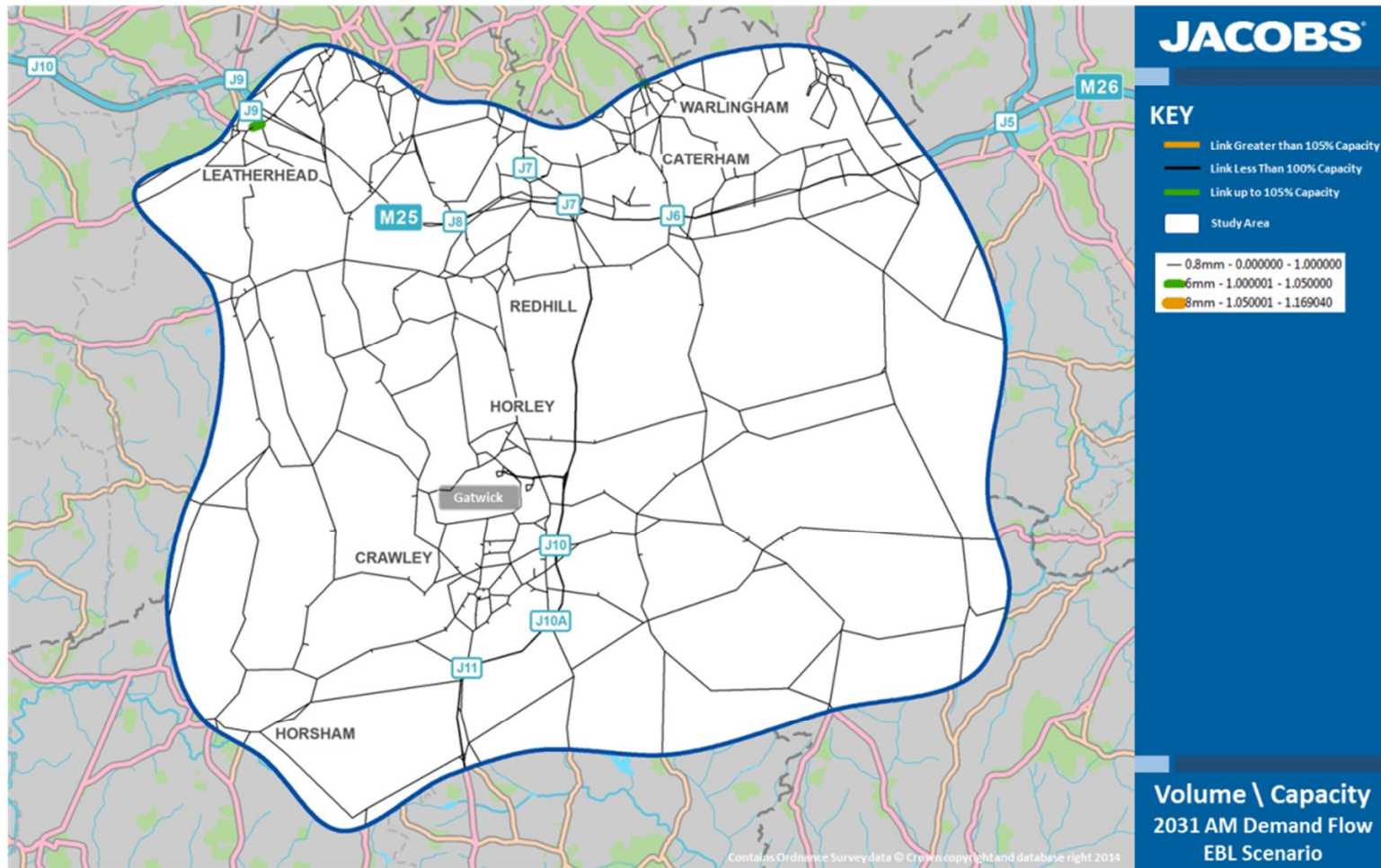


Figure 38: V/C (Demand) Gatwick Second Runway AM on the strategic road network surrounding Gatwick

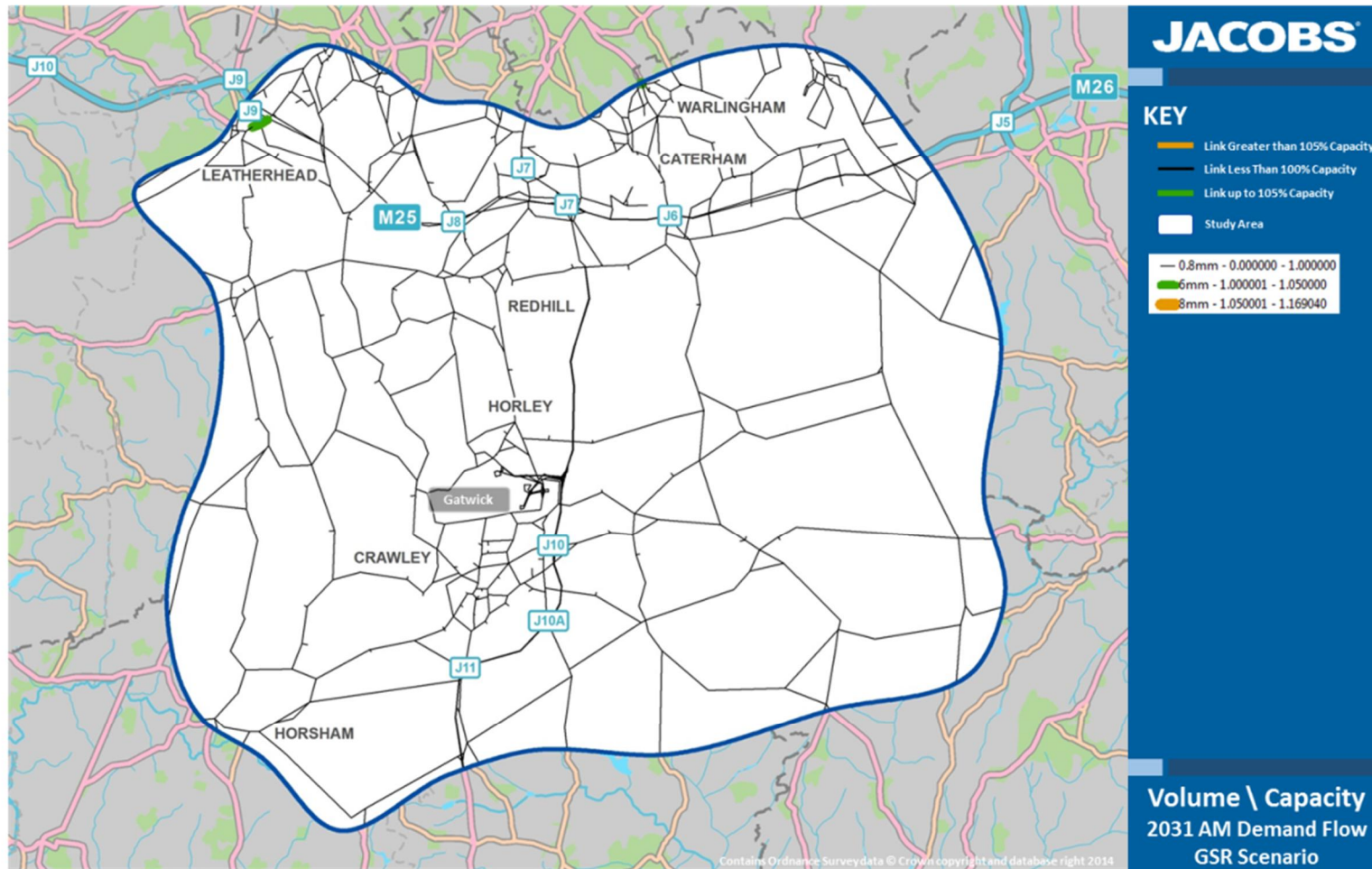


Figure 39: V/C (Demand) Difference AM On the strategic road network surrounding Gatwick

Not available



Figure 40: V/C (Demand) Extended Baseline IP on the strategic road network surrounding Gatwick

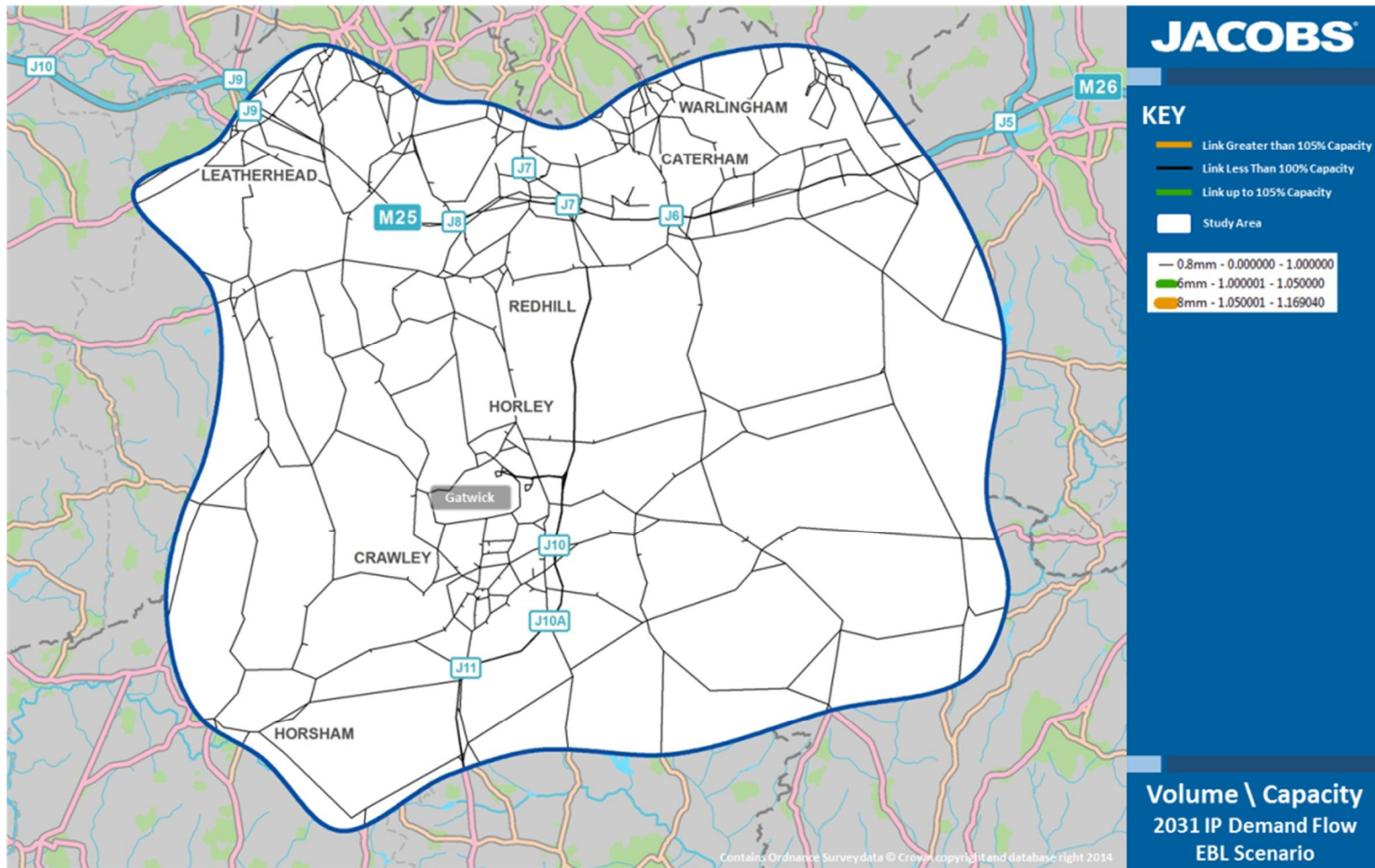


Figure 41: V/C (Demand) Gatwick Second Runway IP on the strategic road network surrounding Gatwick

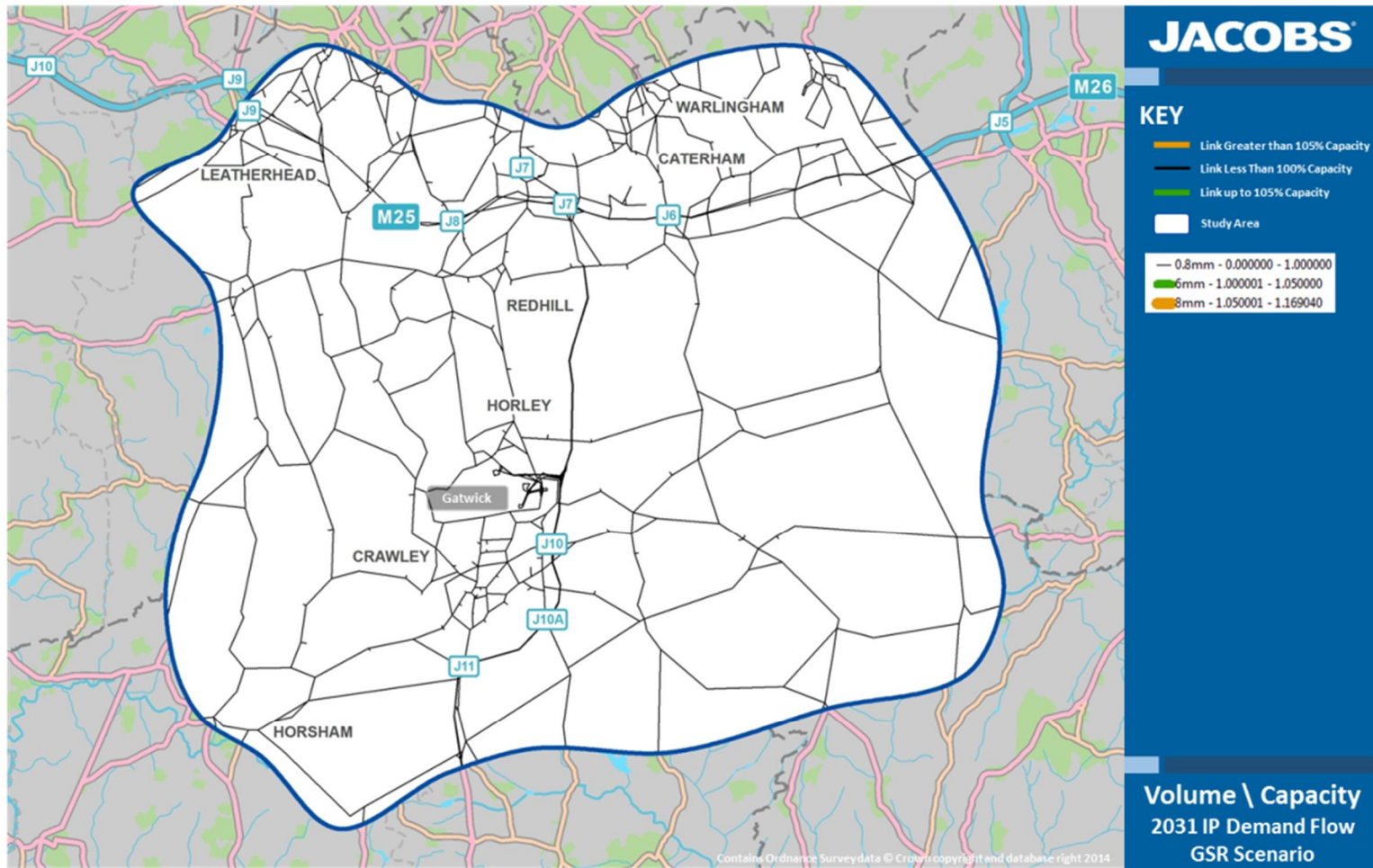


Figure 42: V/C (Demand) Difference IP on the strategic road network surrounding Gatwick

Not available

Figure 43: V/C (Demand) Extended Baseline PM on the strategic road network surrounding Gatwick

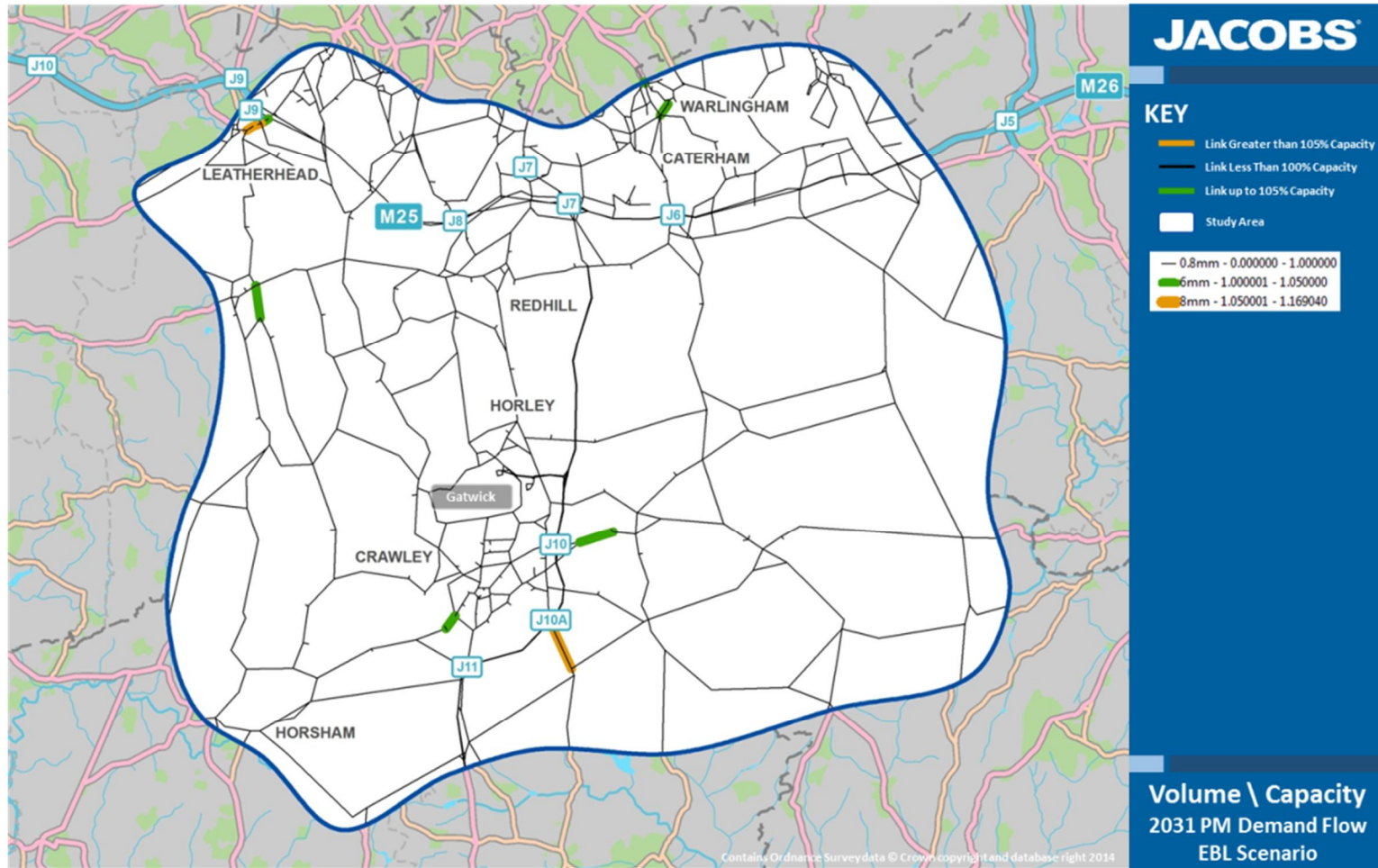


Figure 44: V/C (Demand) Gatwick Second Runway PM on the strategic road network surrounding Gatwick

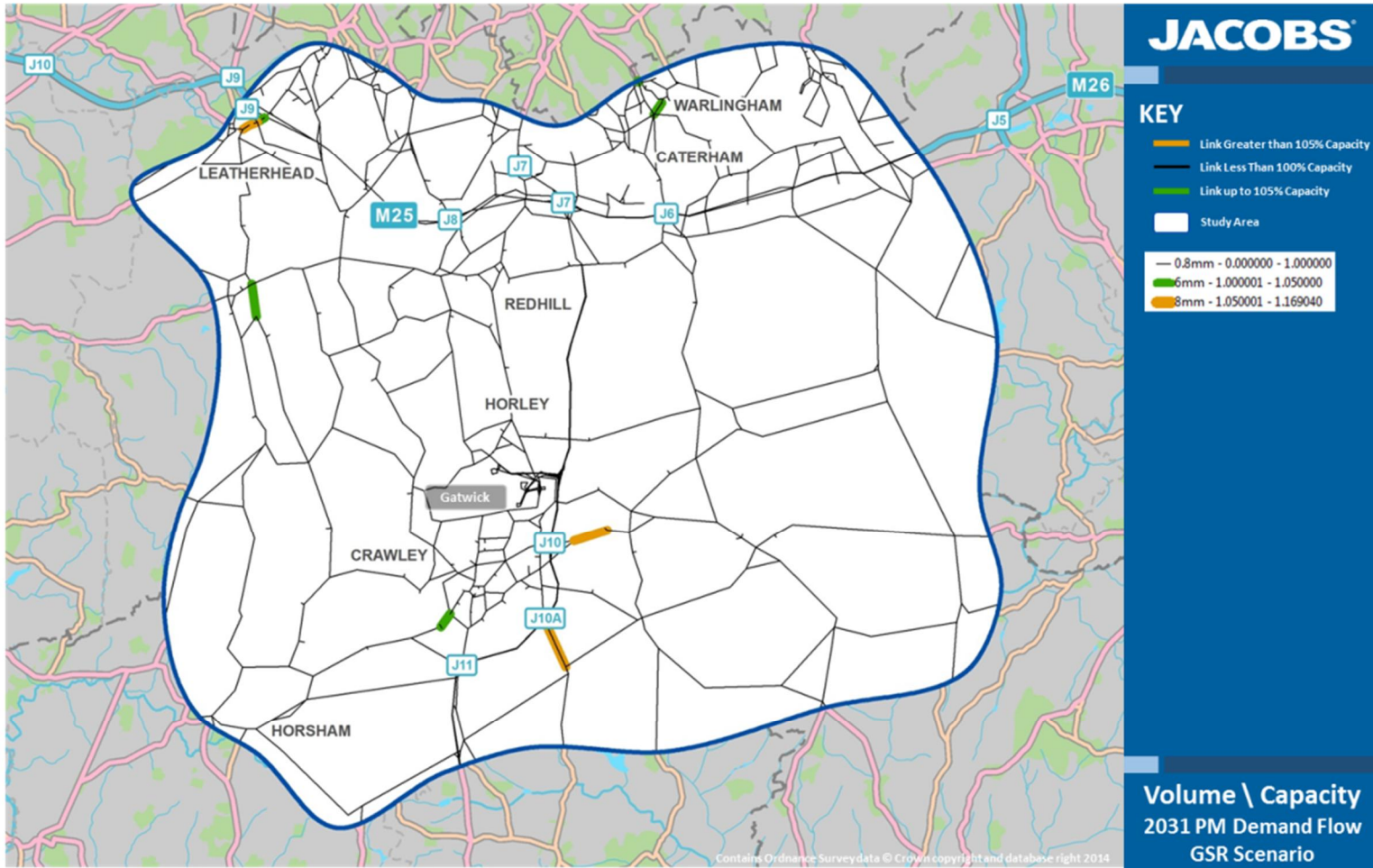


Figure 45: V/C (Demand) Difference PM on the strategic road network surrounding Gatwick

Not available

Figure 46: V/C (Actual) Extended Baseline AM on the strategic road network surrounding Gatwick

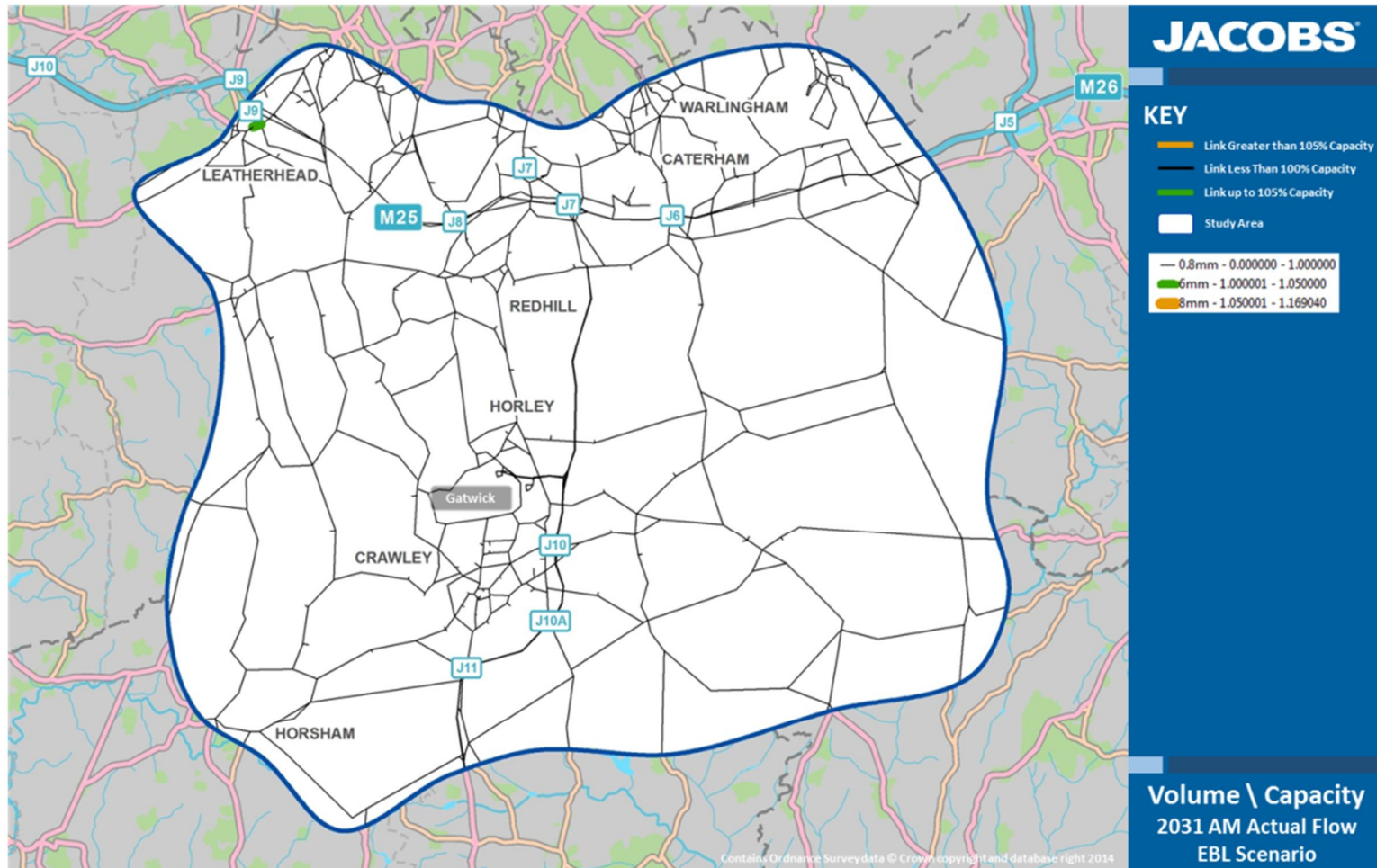


Figure 47: V/C (Actual) Gatwick Second Runway AM on the strategic road network surrounding Gatwick

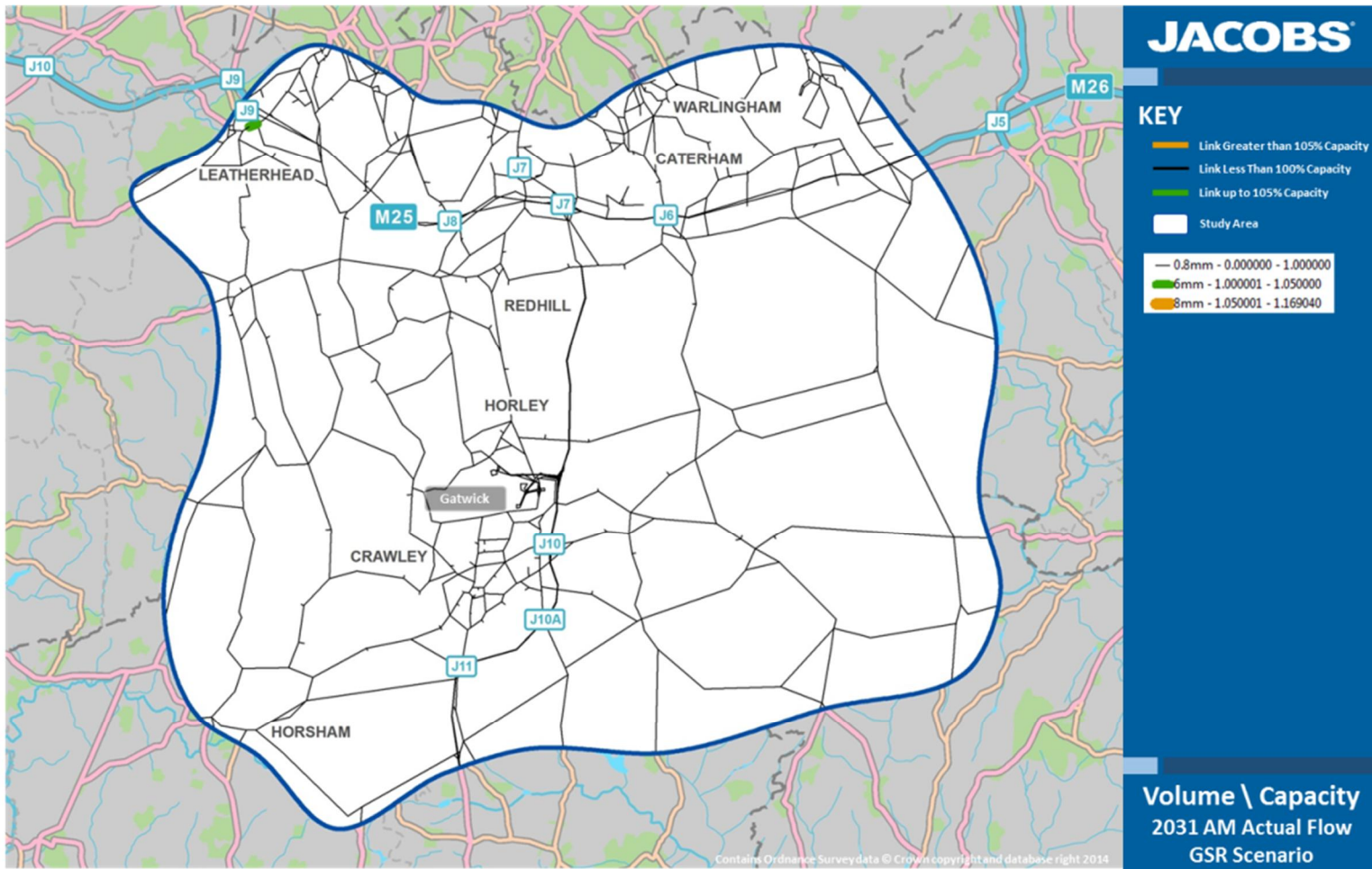




Figure 48: V/C (Actual) Difference AM on the strategic road network surrounding Gatwick

Not available

Figure 49: V/C (Actual) Extended Baseline IP on the strategic road network surrounding Gatwick

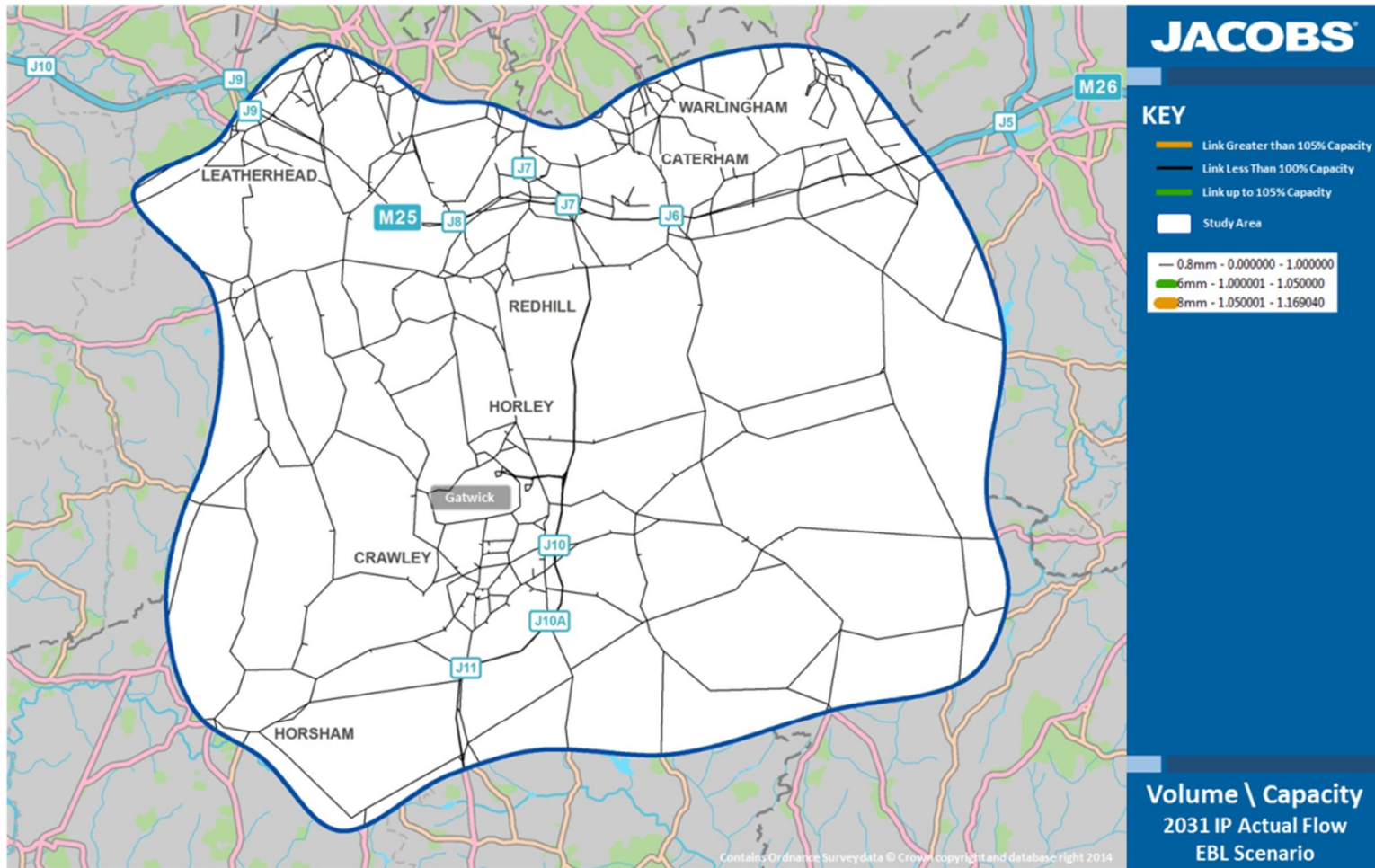


Figure 50: V/C (Actual) Gatwick Second Runway IP on the strategic road network surrounding Gatwick

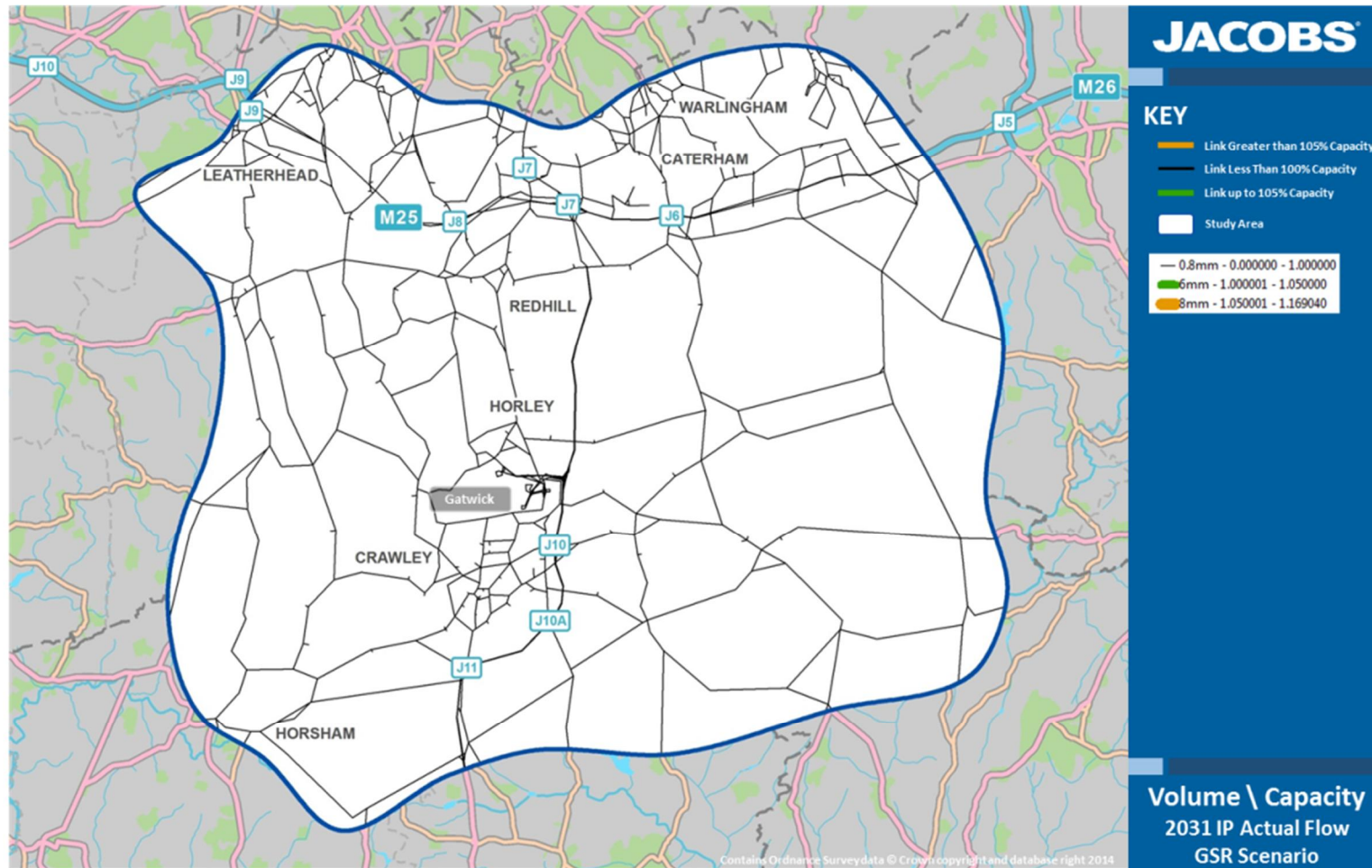


Figure 51: V/C (Actual) Difference IP on the strategic road network surrounding Gatwick

Not available

Figure 52: V/C (Actual) Extended Baseline PM on the strategic road network surrounding Gatwick

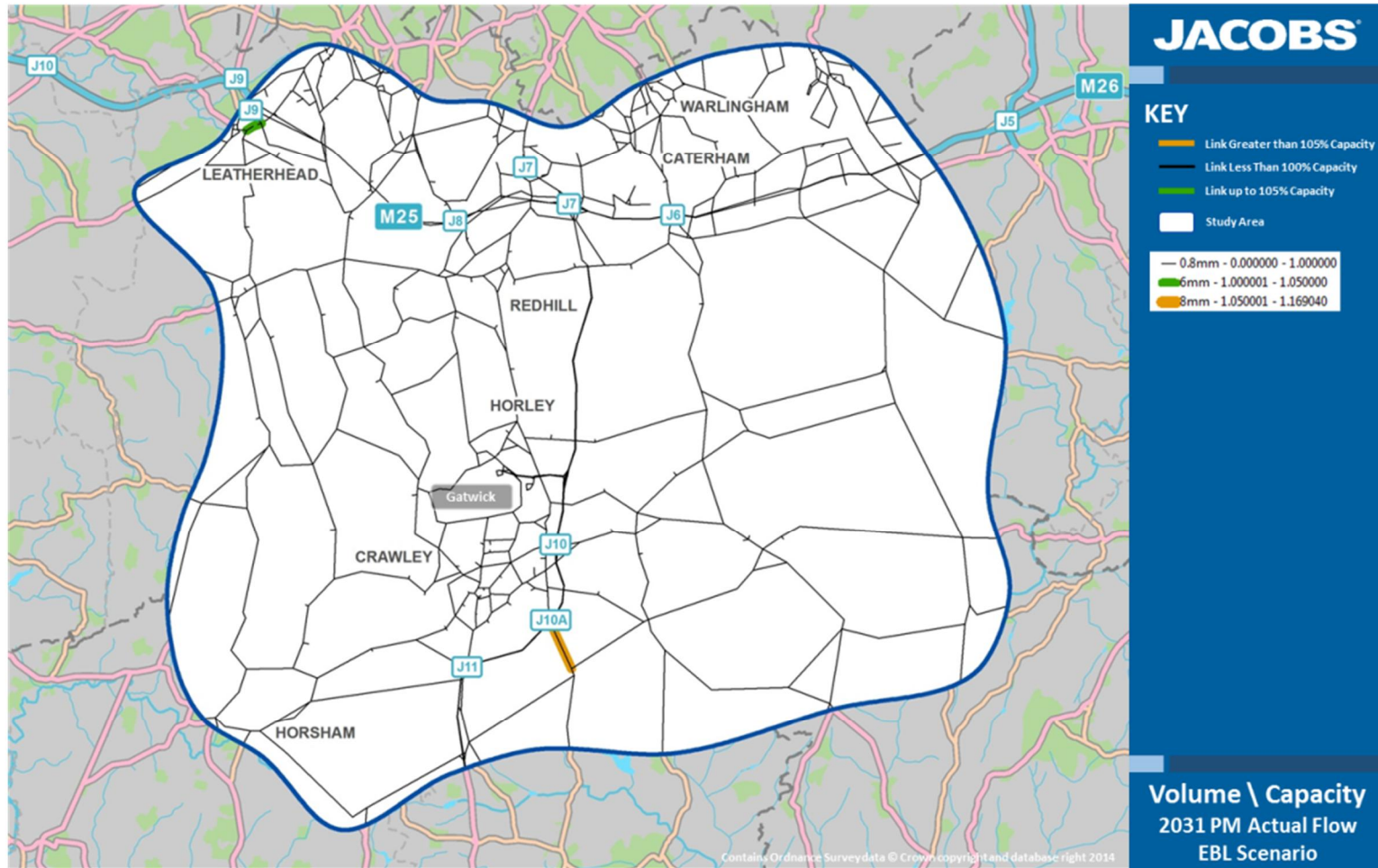


Figure 53: V/C (Actual) Gatwick Second Runway PM on the strategic road network surrounding Gatwick

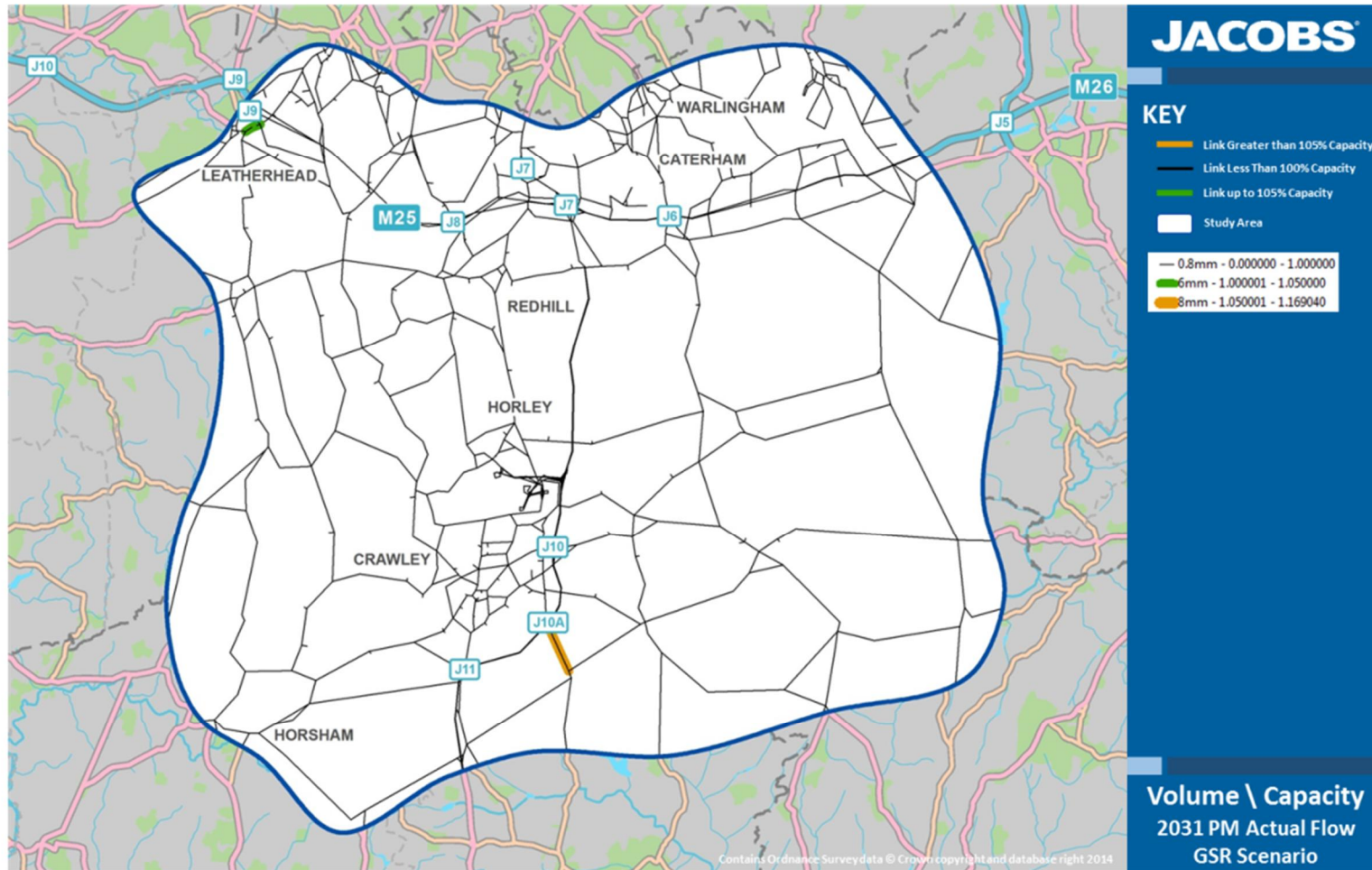


Figure 54: V/C (Actual) Difference PM on the strategic road network surrounding Gatwick

Not Available

## 2. Dynamic model routing plots



Figure 55: SLA routing of traffic traveling To Gatwick North Terminal Extended Baseline AM on the strategic road network surrounding Gatwick

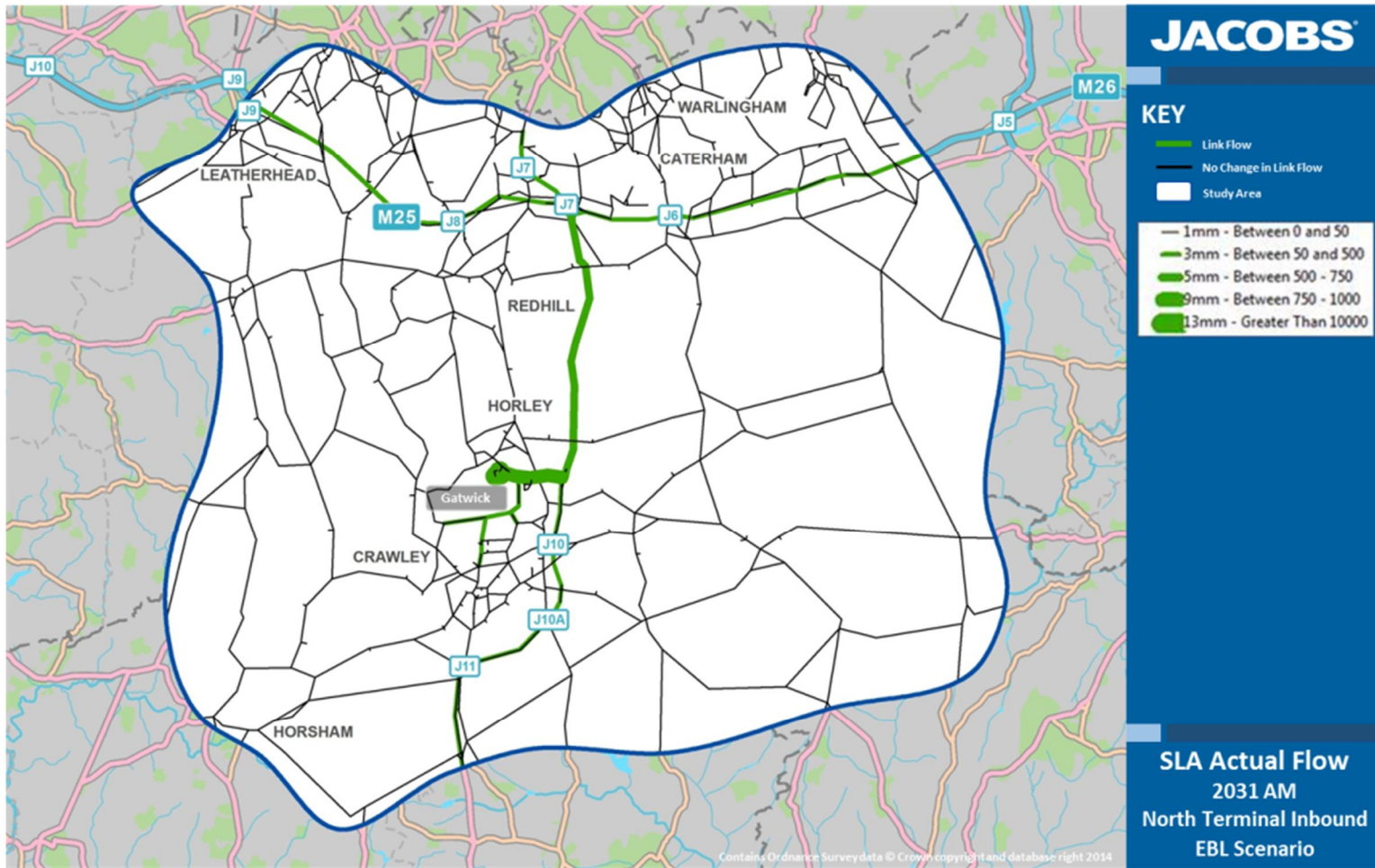


Figure 56: SLA routing of traffic traveling To Gatwick North Terminal Gatwick Second Runway AM on the strategic road network surrounding Gatwick

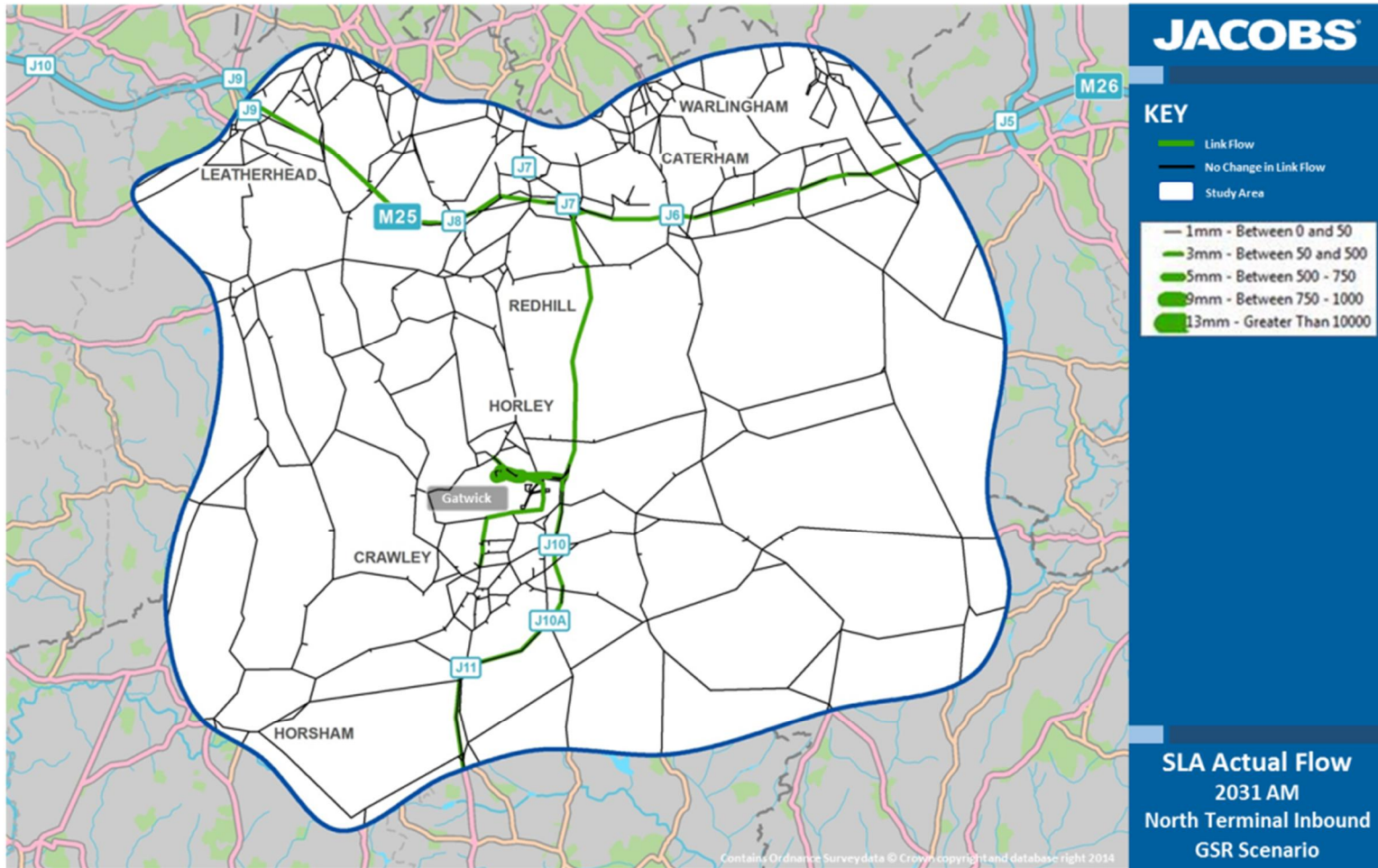


Figure 57: SLA routing of traffic traveling To Gatwick North Terminal Difference AM on the strategic road network surrounding Gatwick

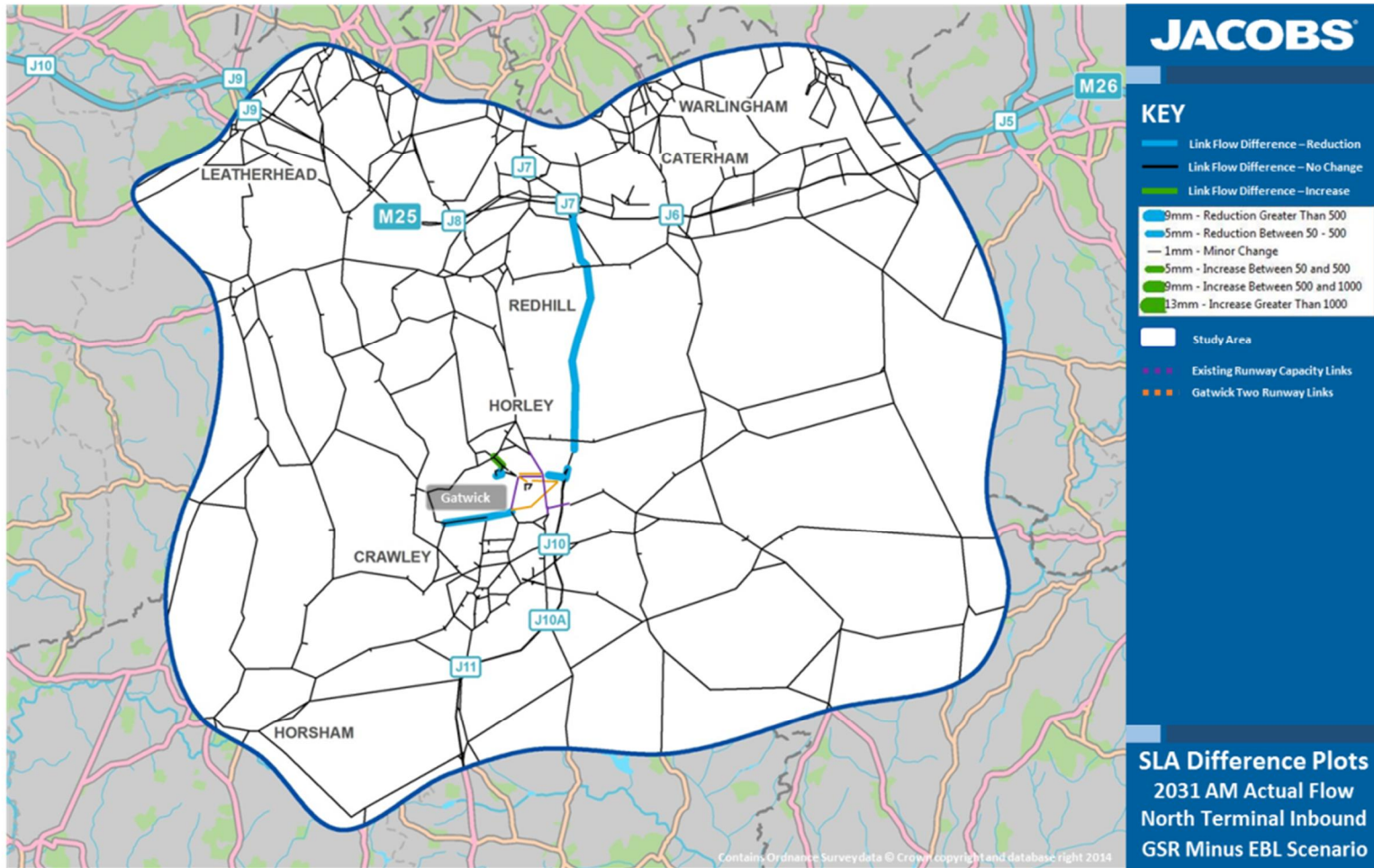


Figure 58: SLA routing of traffic traveling To Gatwick North Terminal Extended Baseline IP on the strategic road network surrounding Gatwick

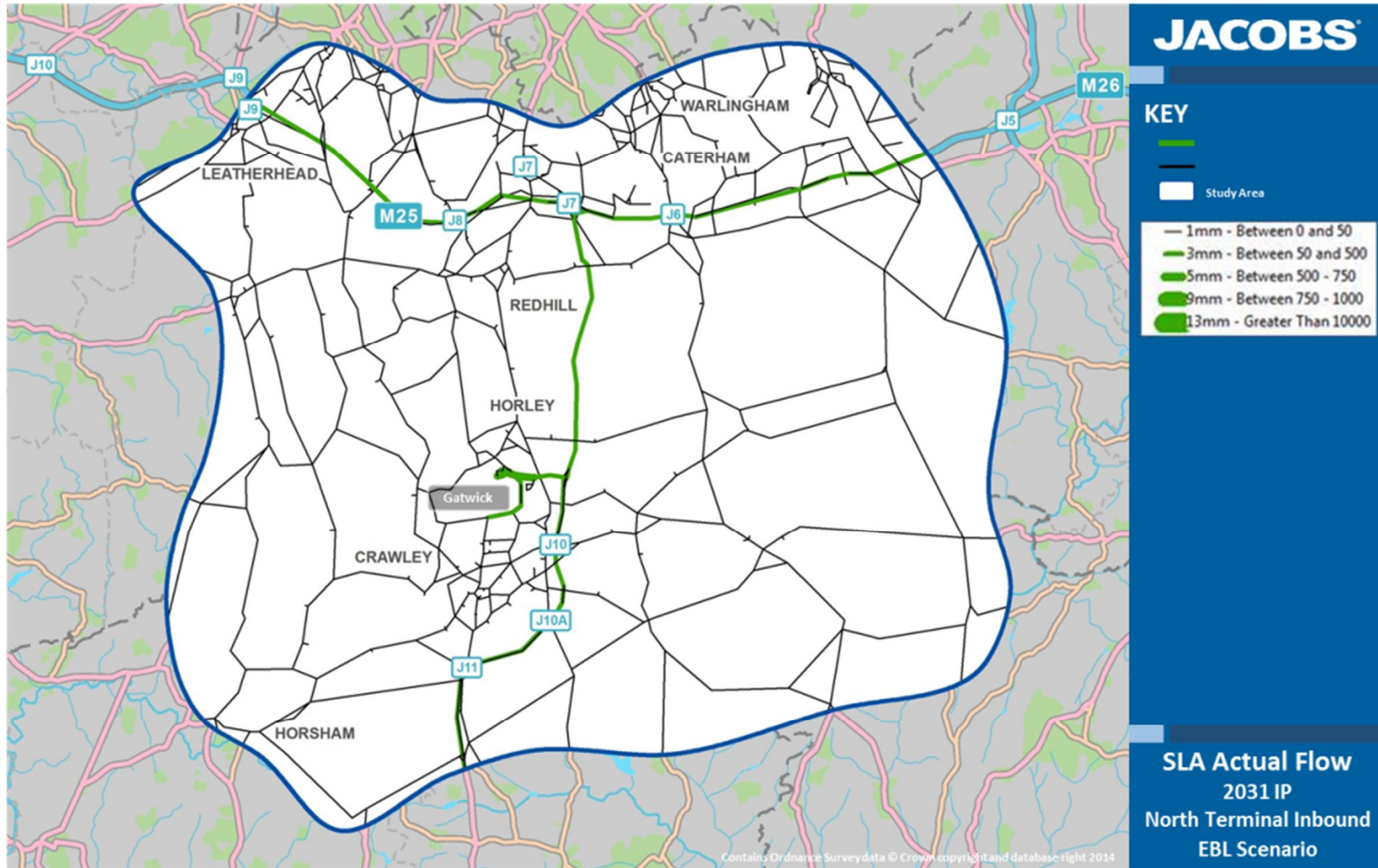


Figure 59: SLA routing of traffic traveling To Gatwick North Terminal Gatwick Second Runway IP on the strategic road network surrounding Gatwick

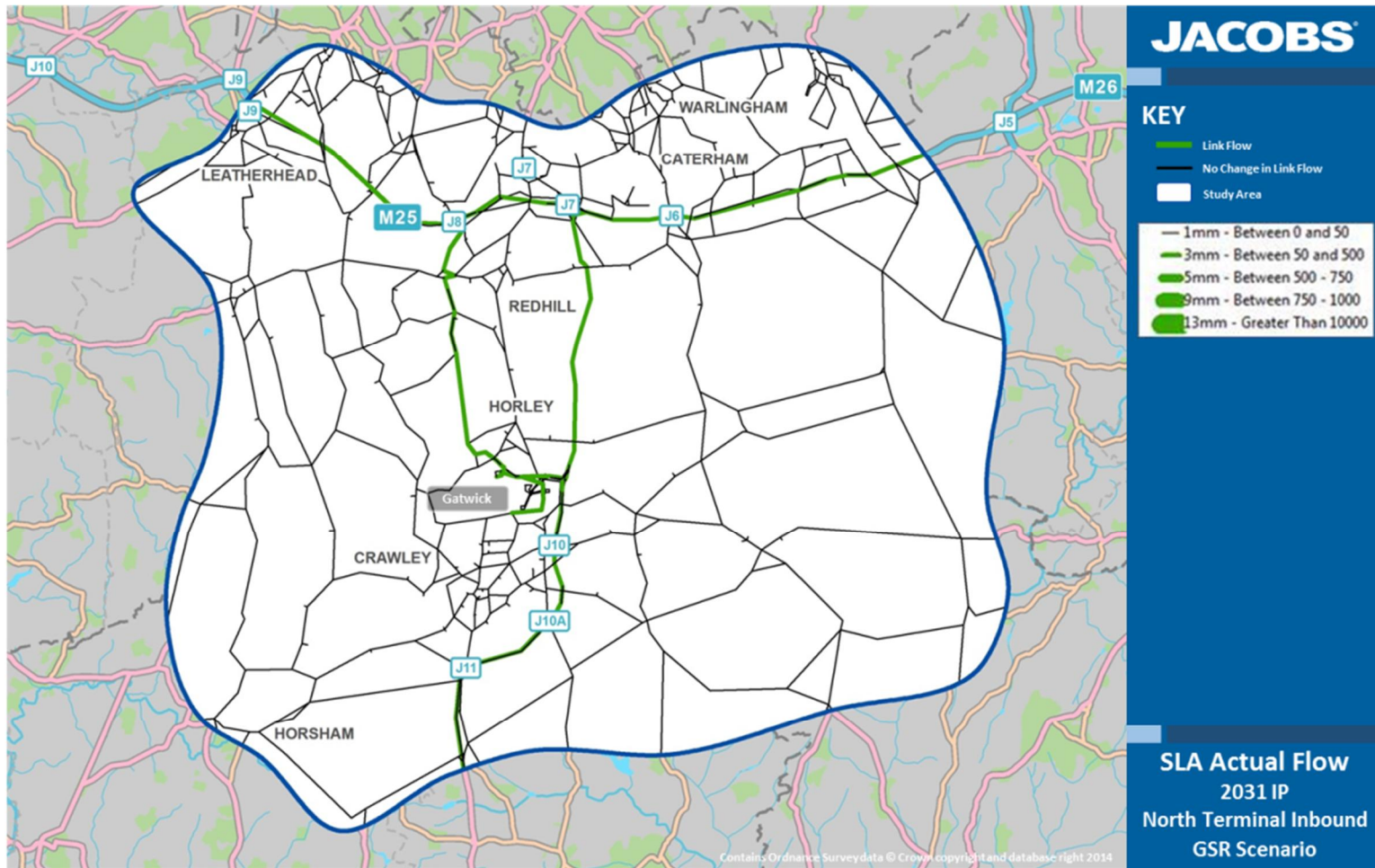


Figure 60: SLA routing of traffic traveling To Gatwick North Terminal Difference IP on the strategic road network surrounding Gatwick

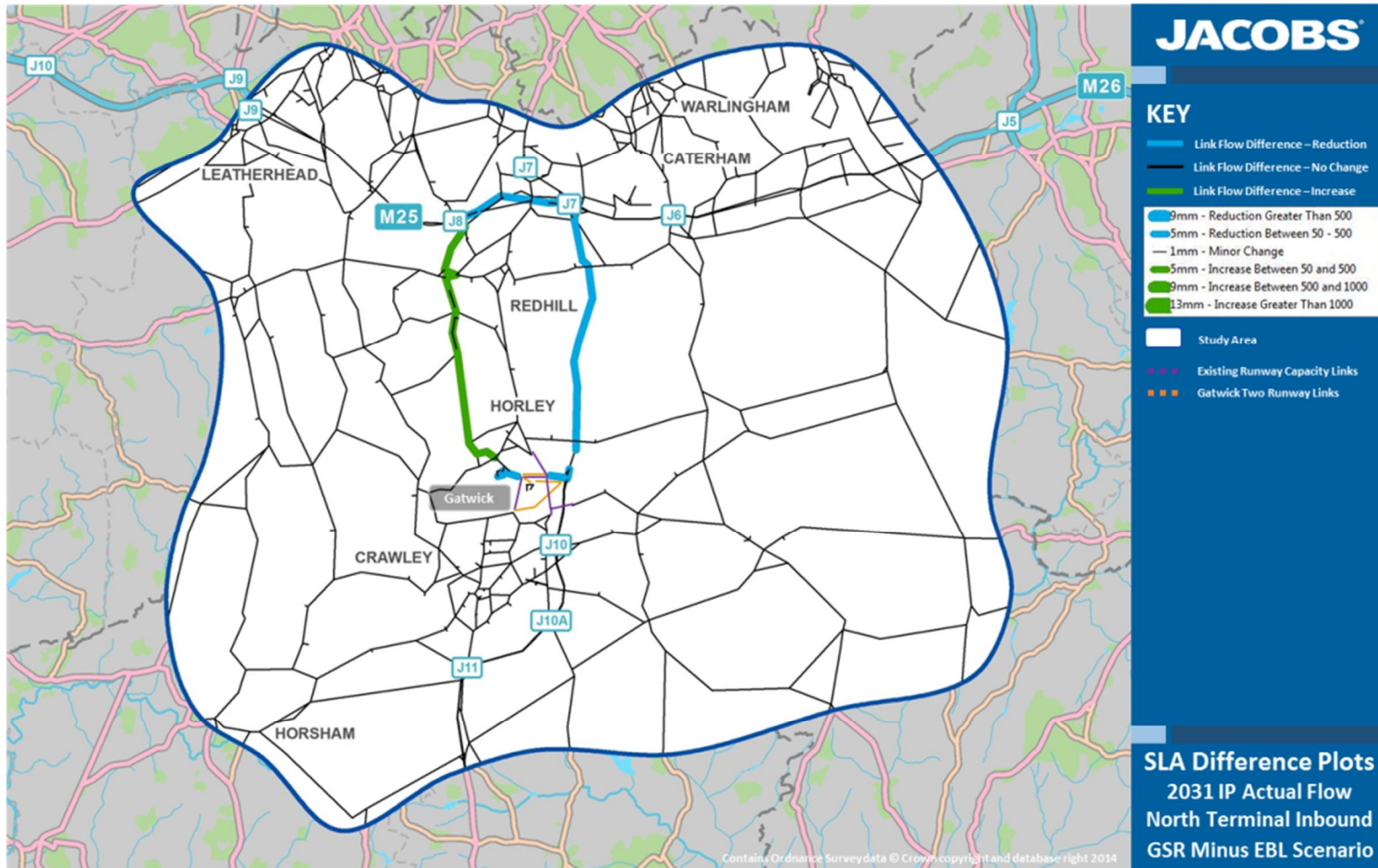


Figure 61: SLA routing of traffic traveling To Gatwick North Terminal Extended Baseline PM on the strategic road network surrounding Gatwick

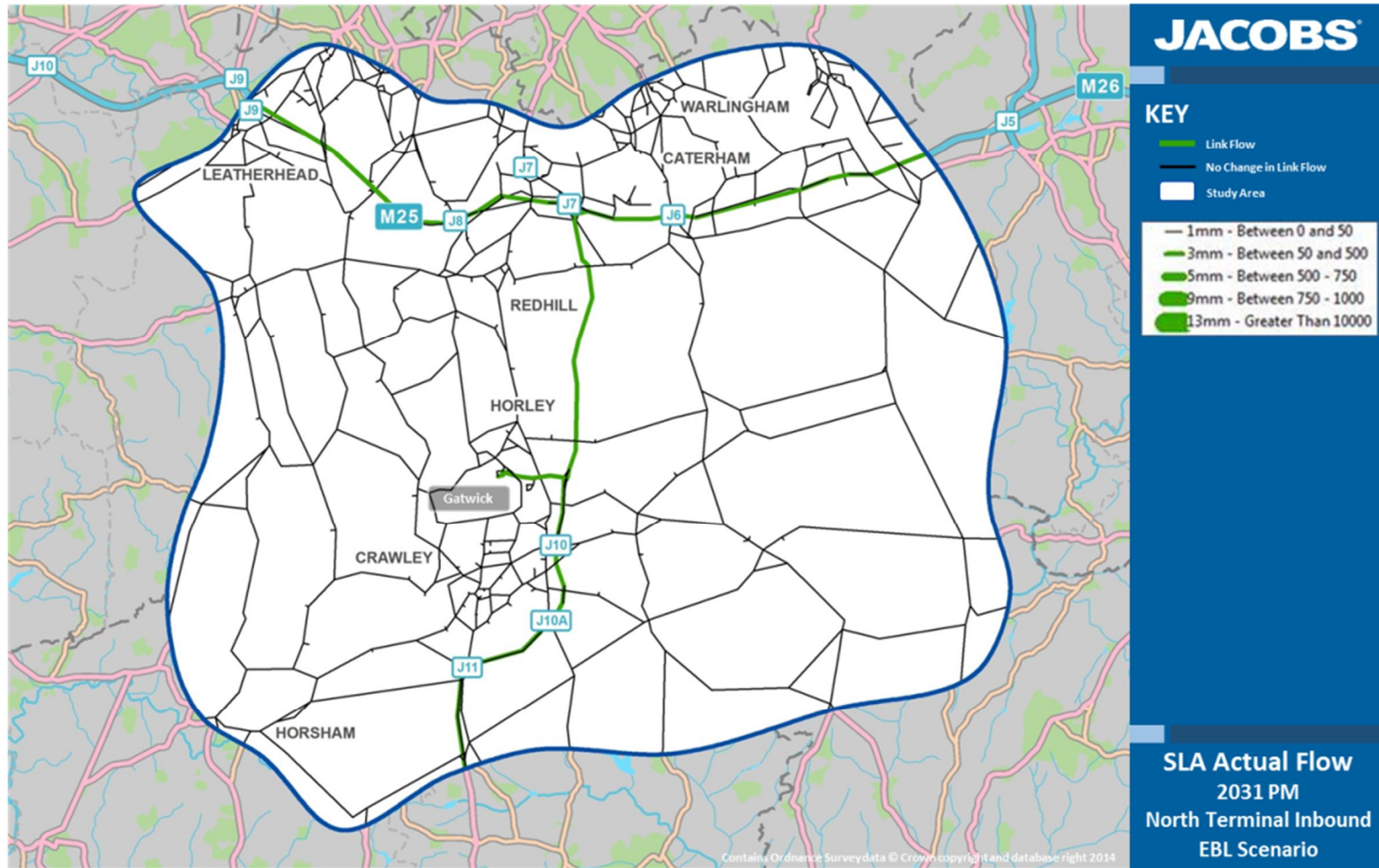


Figure 62: SLA routing of traffic traveling To Gatwick North Terminal Gatwick Second Runway PM on the strategic road network surrounding Gatwick

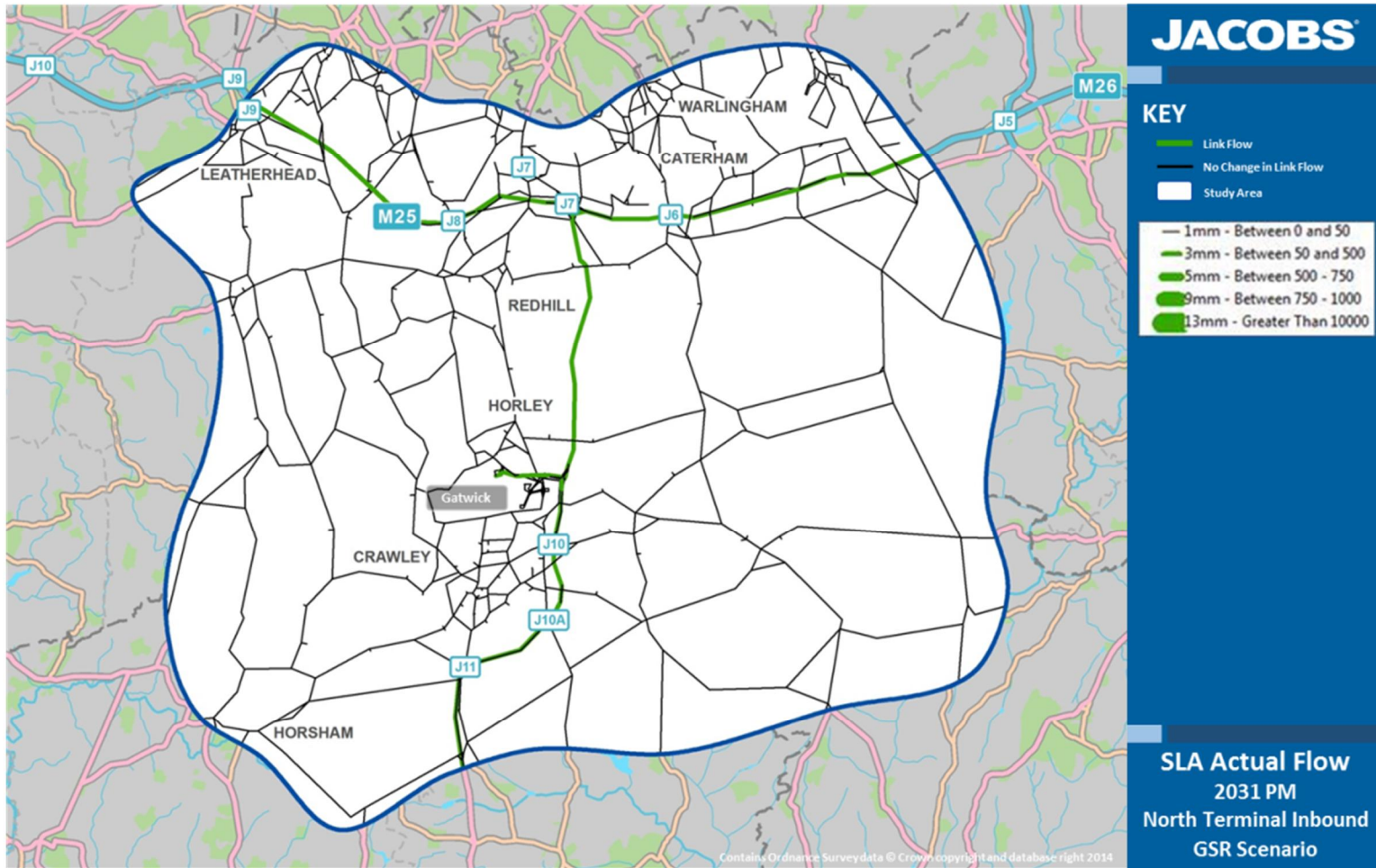




Figure 63: SLA routing of traffic traveling To Gatwick North Terminal Difference PM on the strategic road network surrounding Gatwick

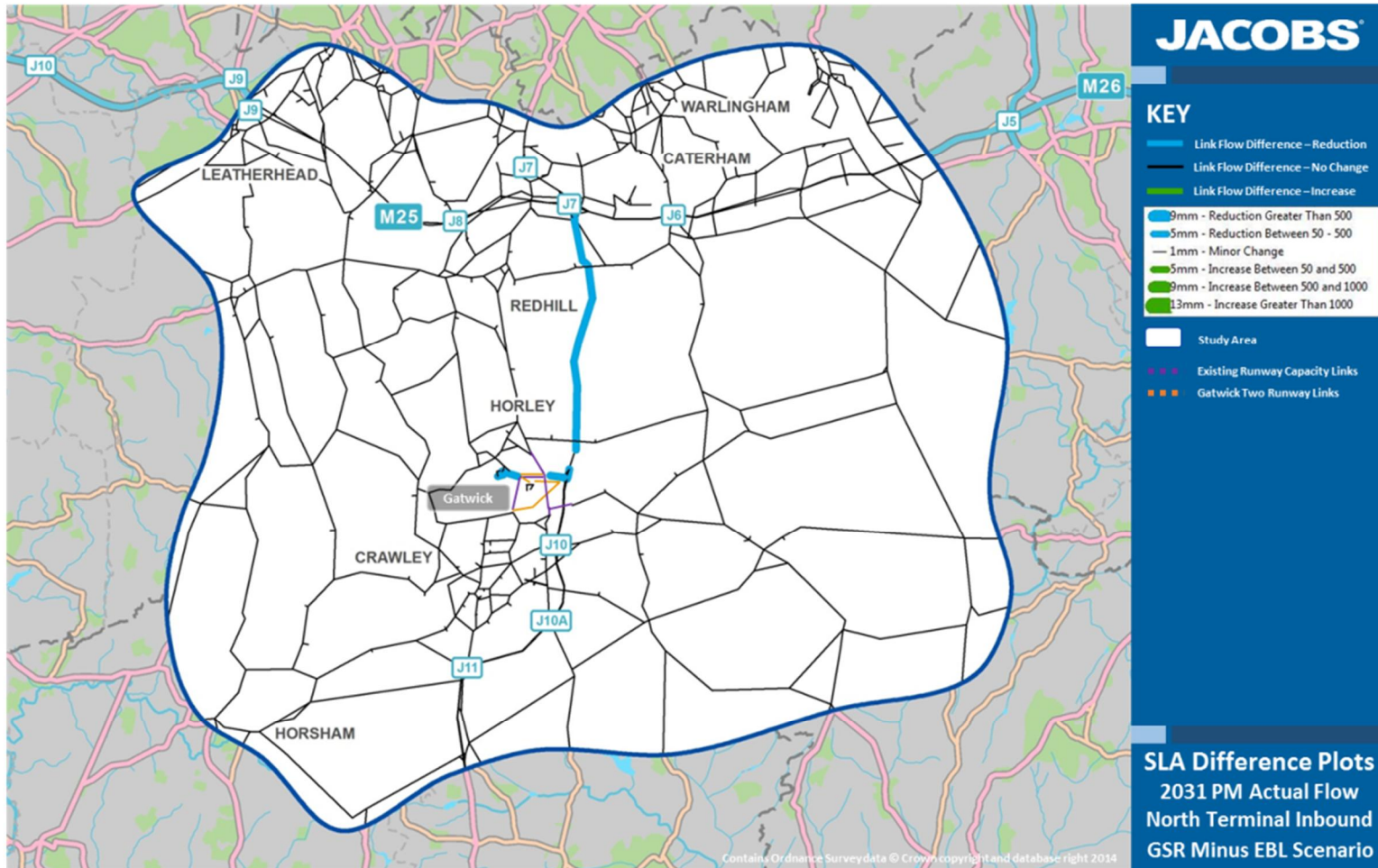


Figure 64: SLA routing of traffic traveling From Gatwick North Terminal Extended Baseline AM on the strategic road network surrounding Gatwick

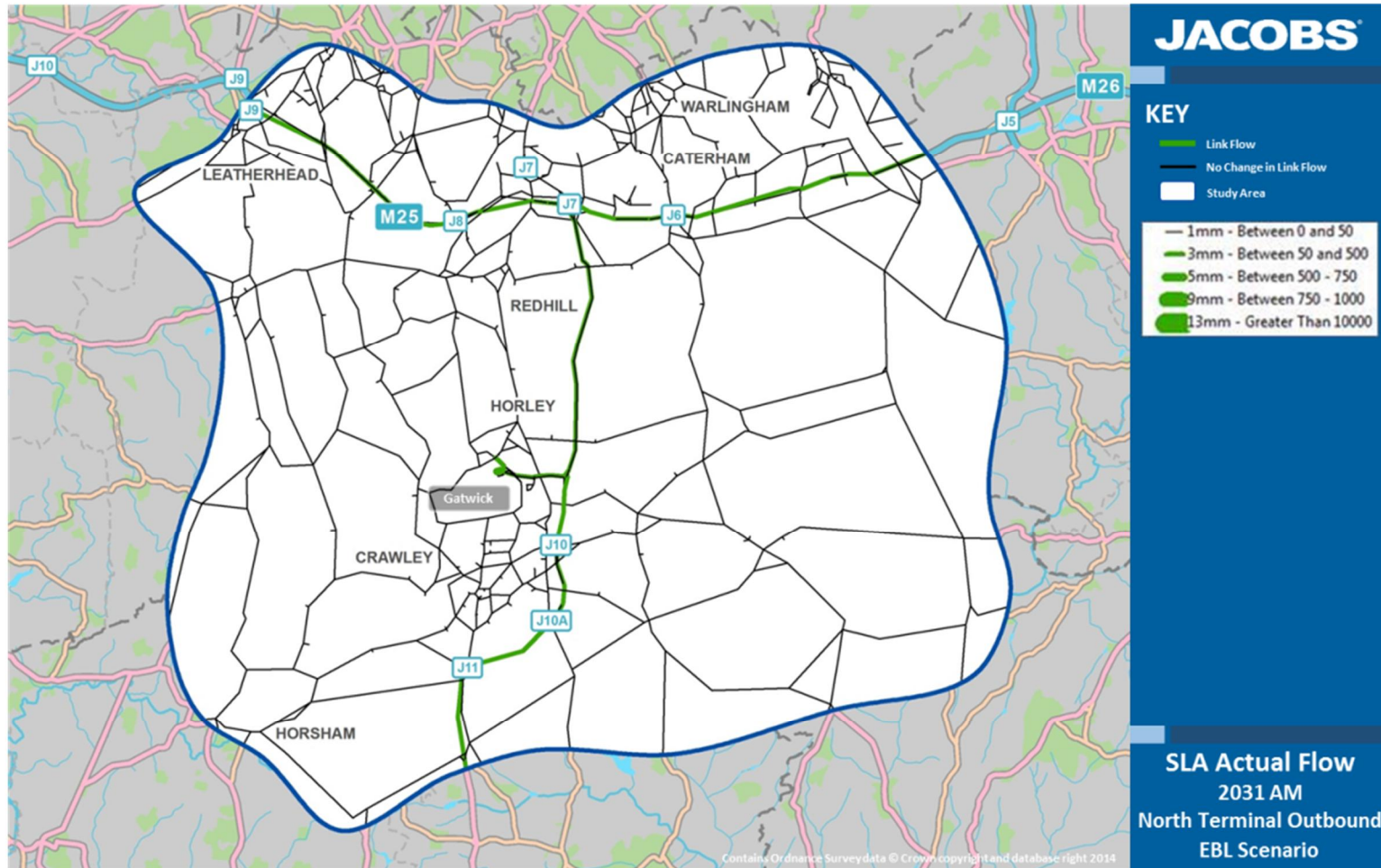


Figure 65: SLA routing of traffic traveling From Gatwick North Terminal Gatwick Second Runway AM on the strategic road network surrounding Gatwick

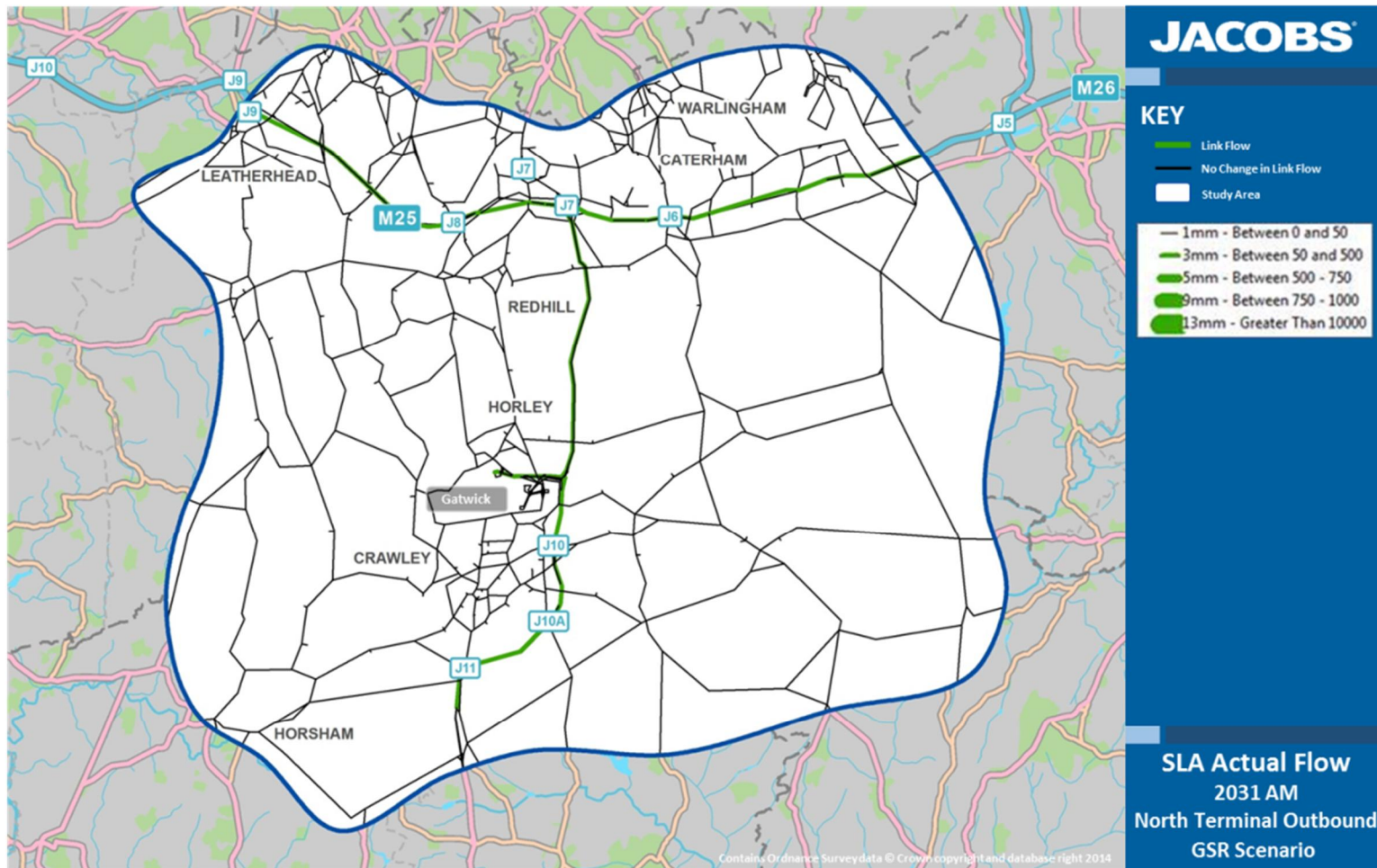


Figure 66: SLA routing of traffic traveling From Gatwick North Terminal Difference AM on the strategic road network surrounding Gatwick

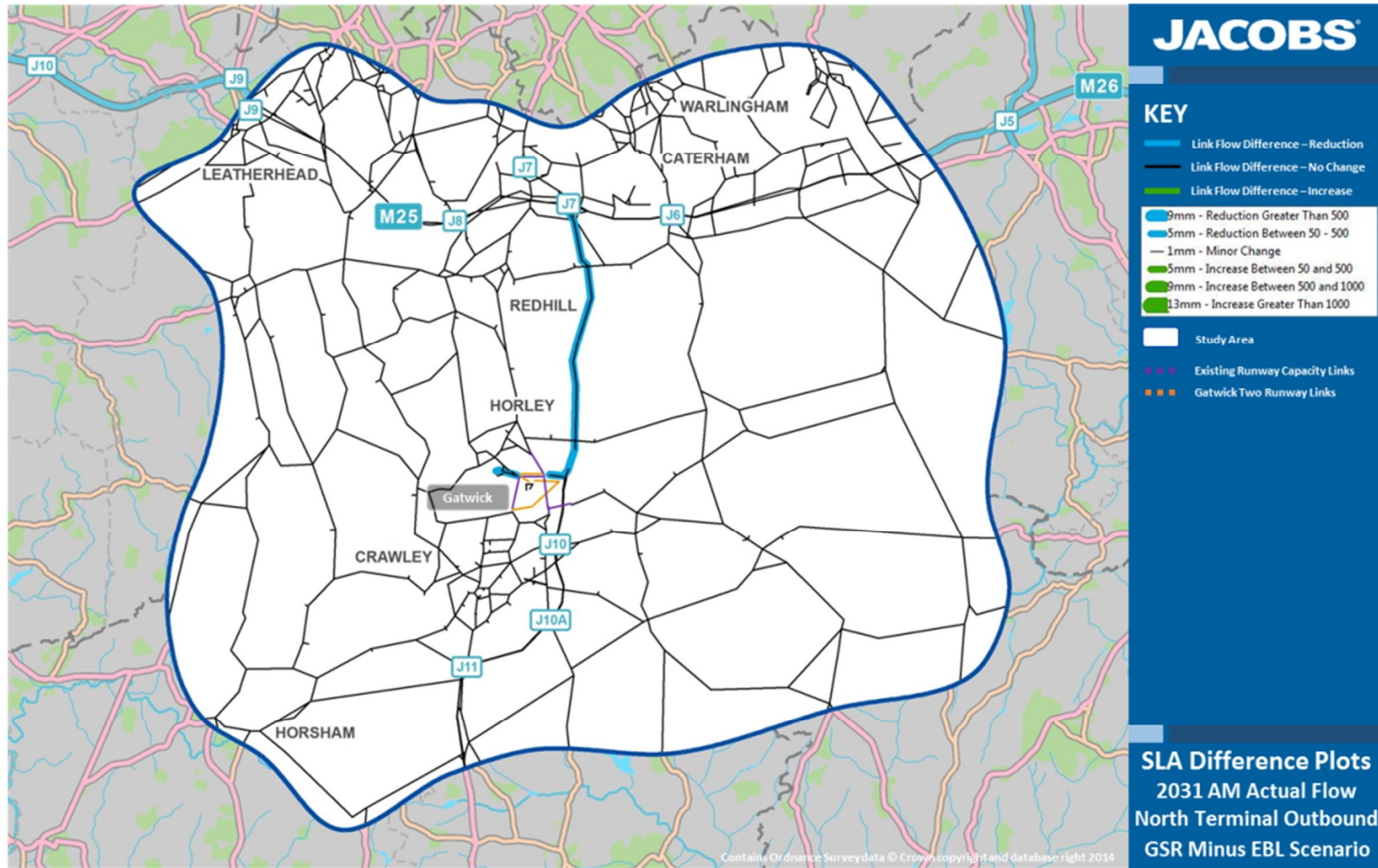


Figure 67: SLA routing of traffic traveling From Gatwick North Terminal Extended Baseline IP on the strategic road network surrounding Gatwick

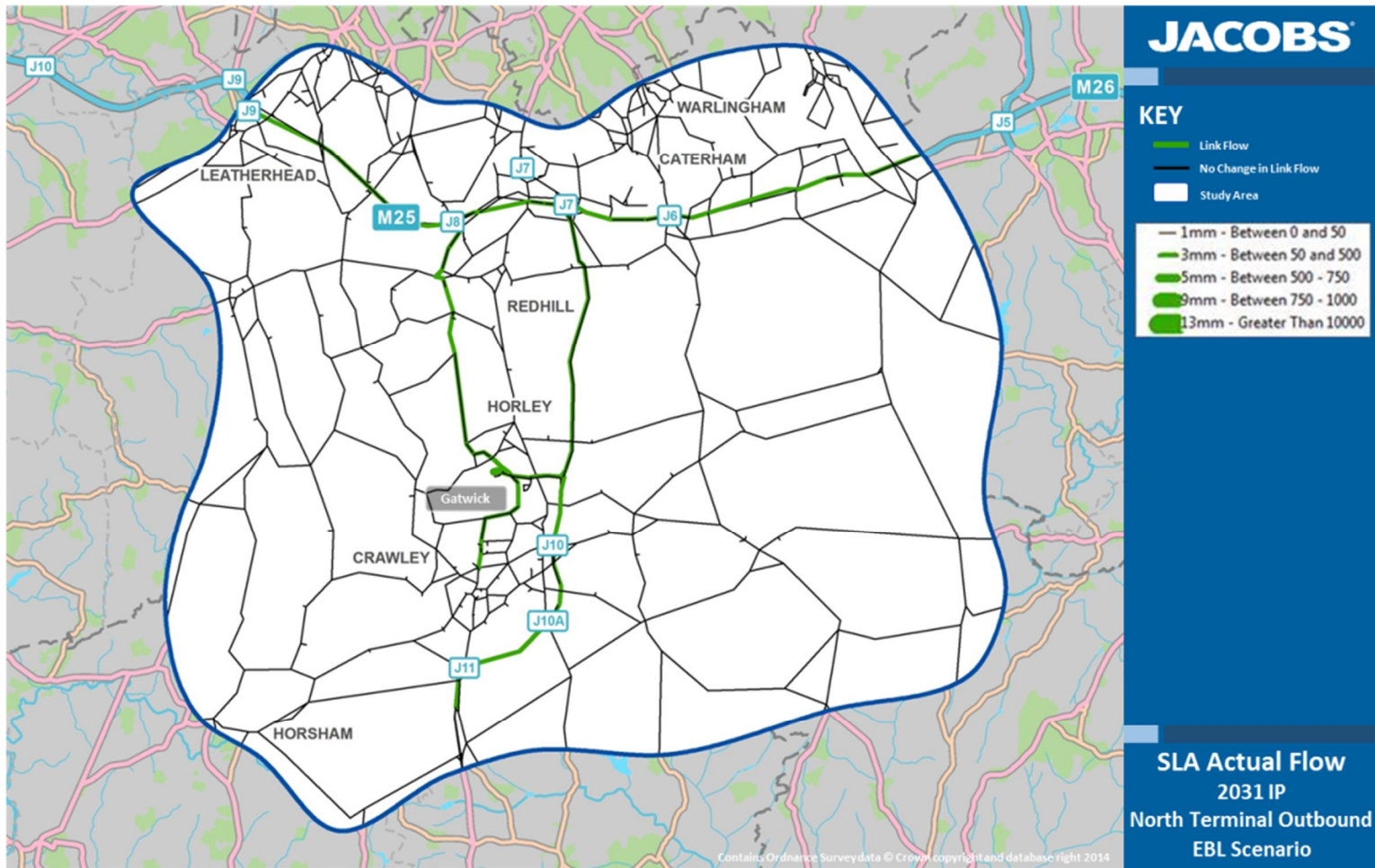


Figure 68: SLA routing of traffic traveling From Gatwick North Terminal Gatwick Second Runway IP on the strategic road network surrounding Gatwick

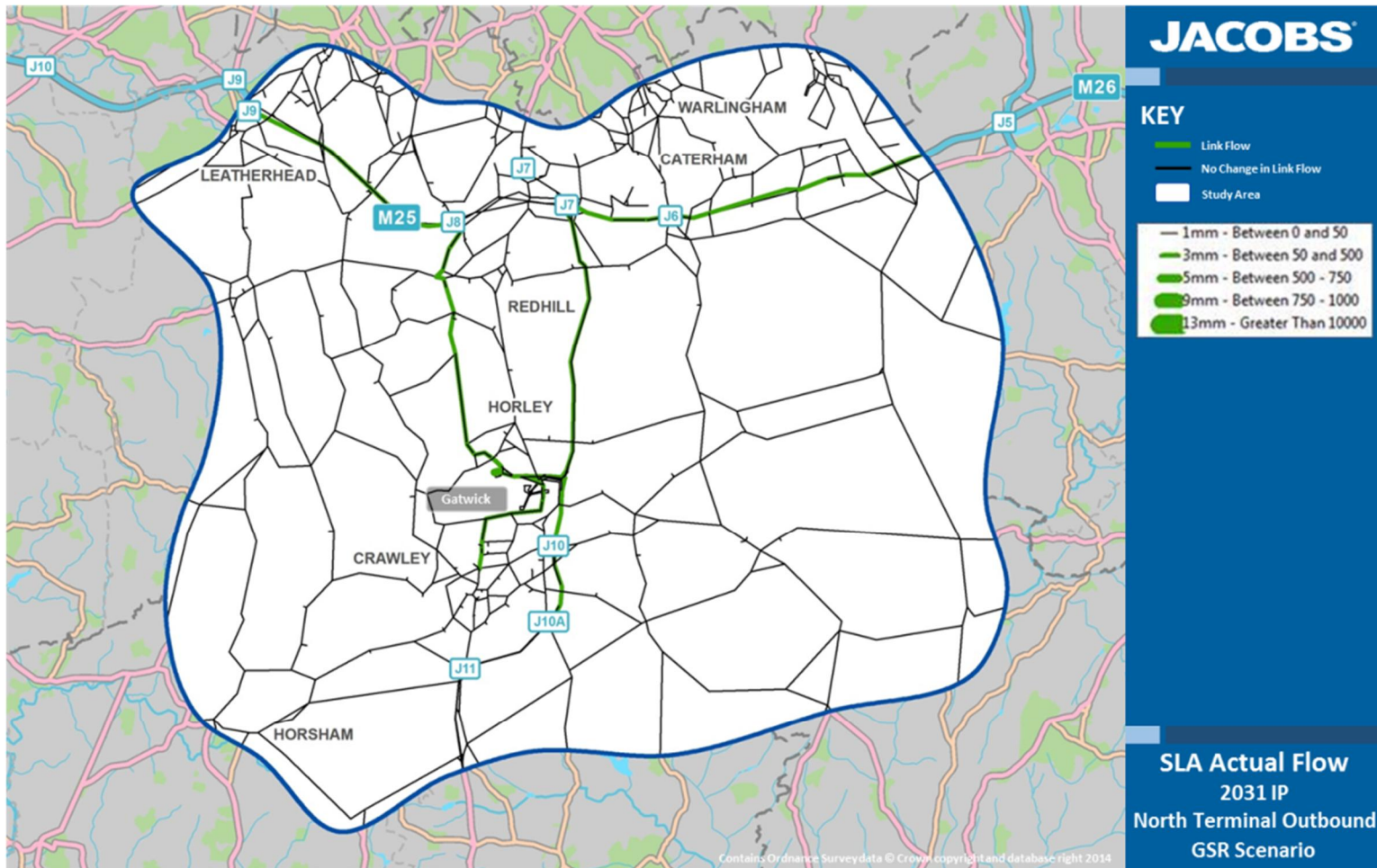


Figure 69: SLA routing of traffic traveling From Gatwick North Terminal Difference IP on the strategic road network surrounding Gatwick

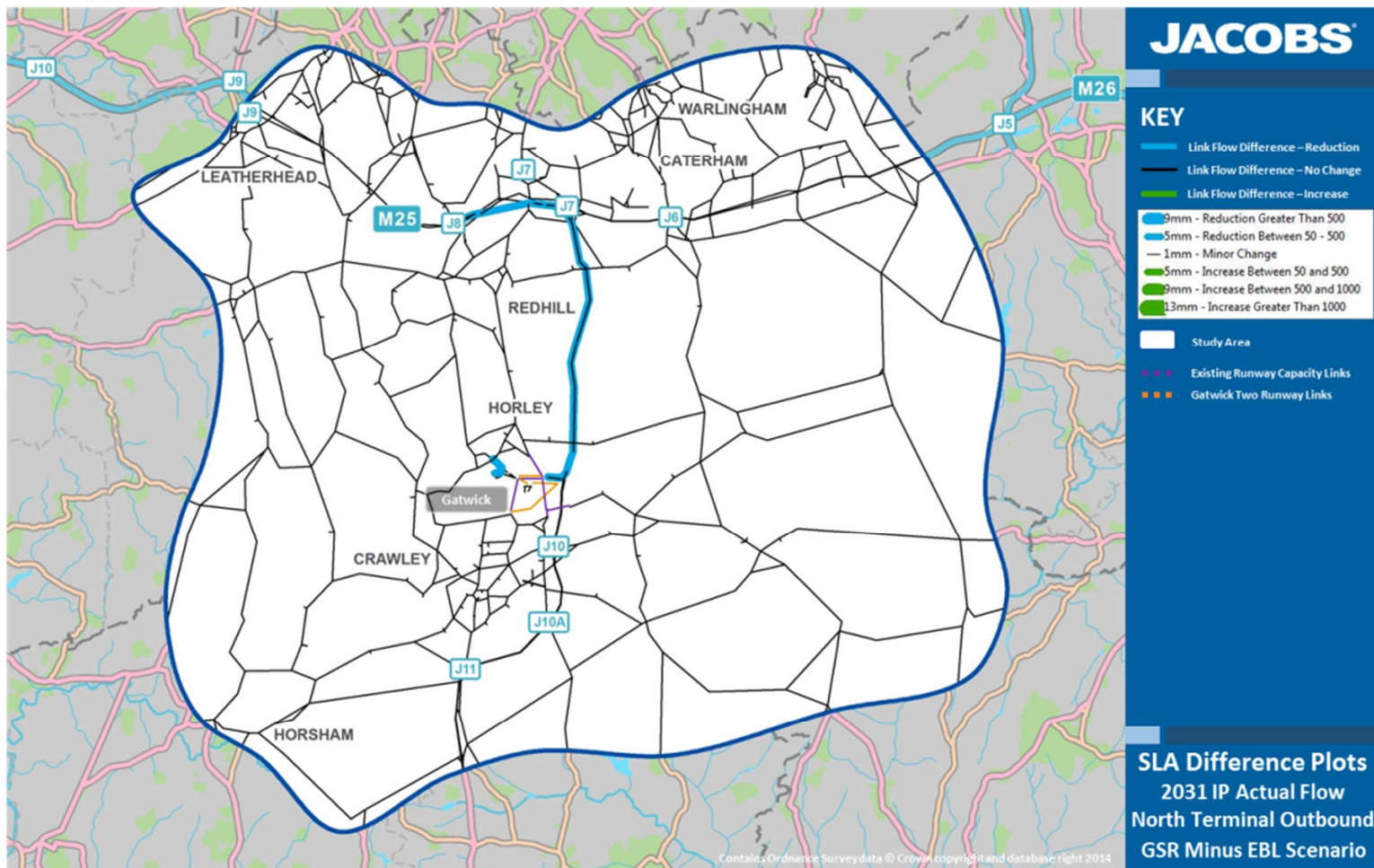


Figure 70: SLA routing of traffic traveling From Gatwick North Terminal Extended Baseline PM on the strategic road network surrounding Gatwick

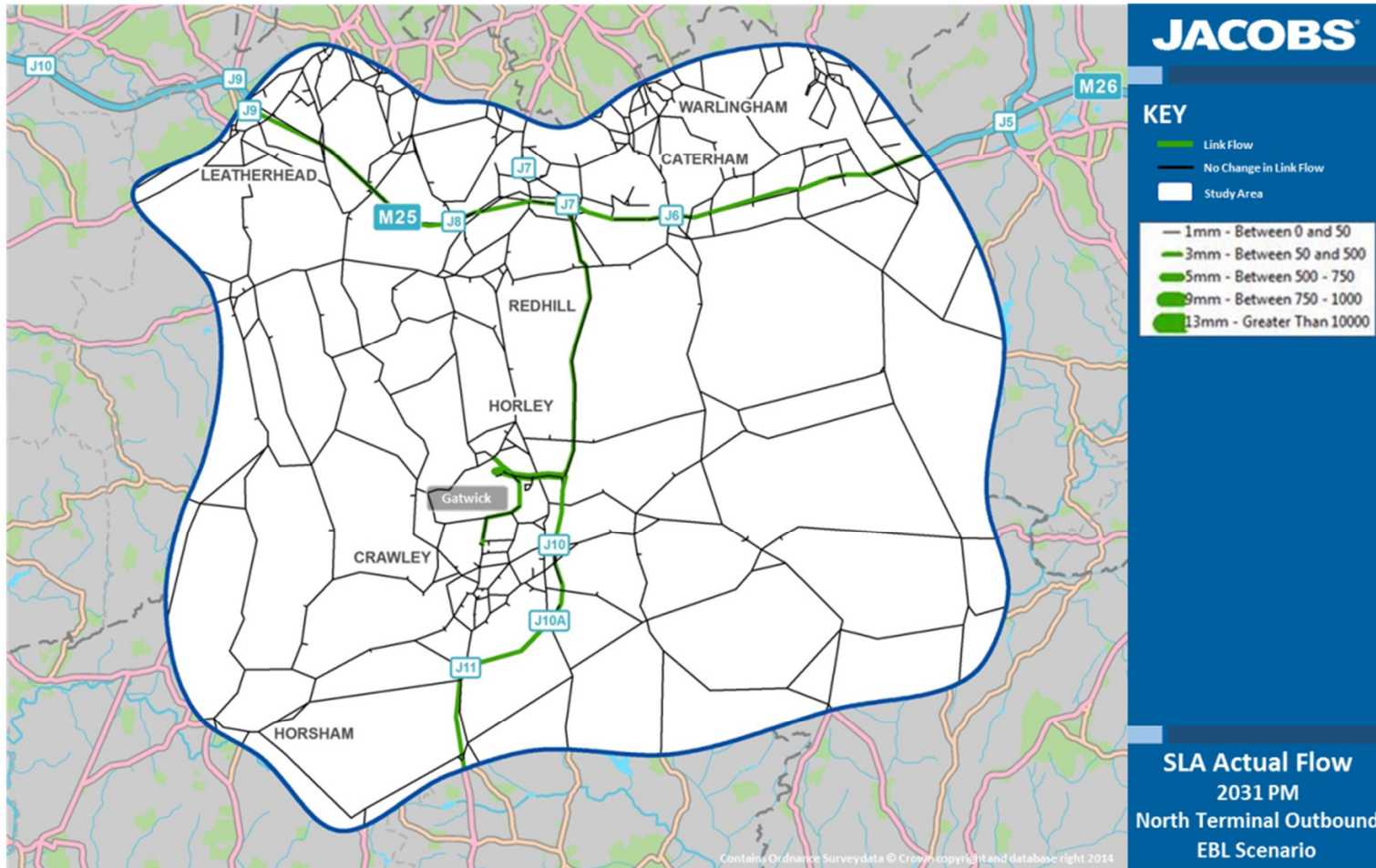




Figure 71: SLA routing of traffic traveling From Gatwick North Terminal Gatwick Second Runway PM on the strategic road network surrounding Gatwick

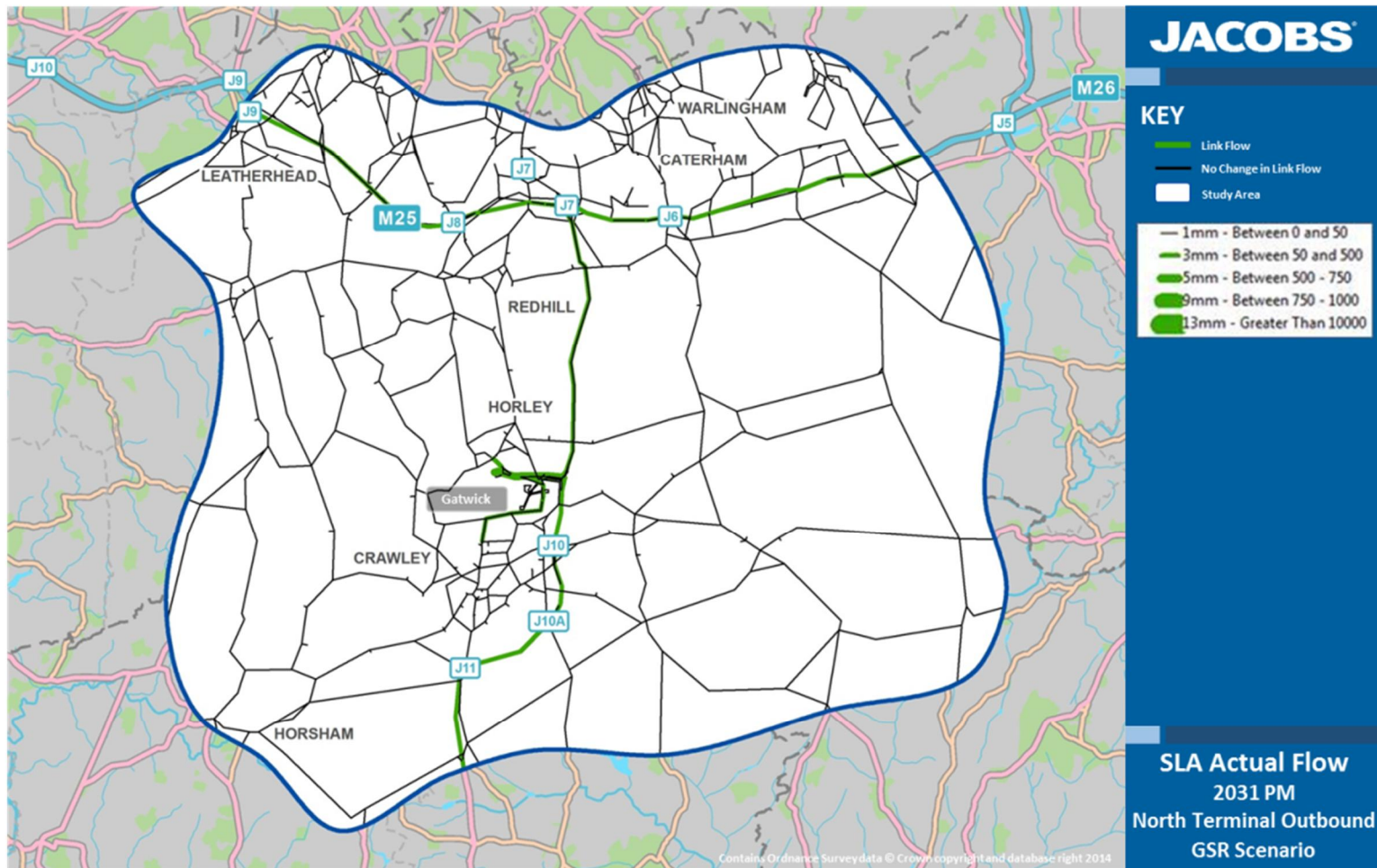


Figure 72: SLA routing of traffic traveling From Gatwick North Terminal Difference PM on the strategic road network surrounding Gatwick

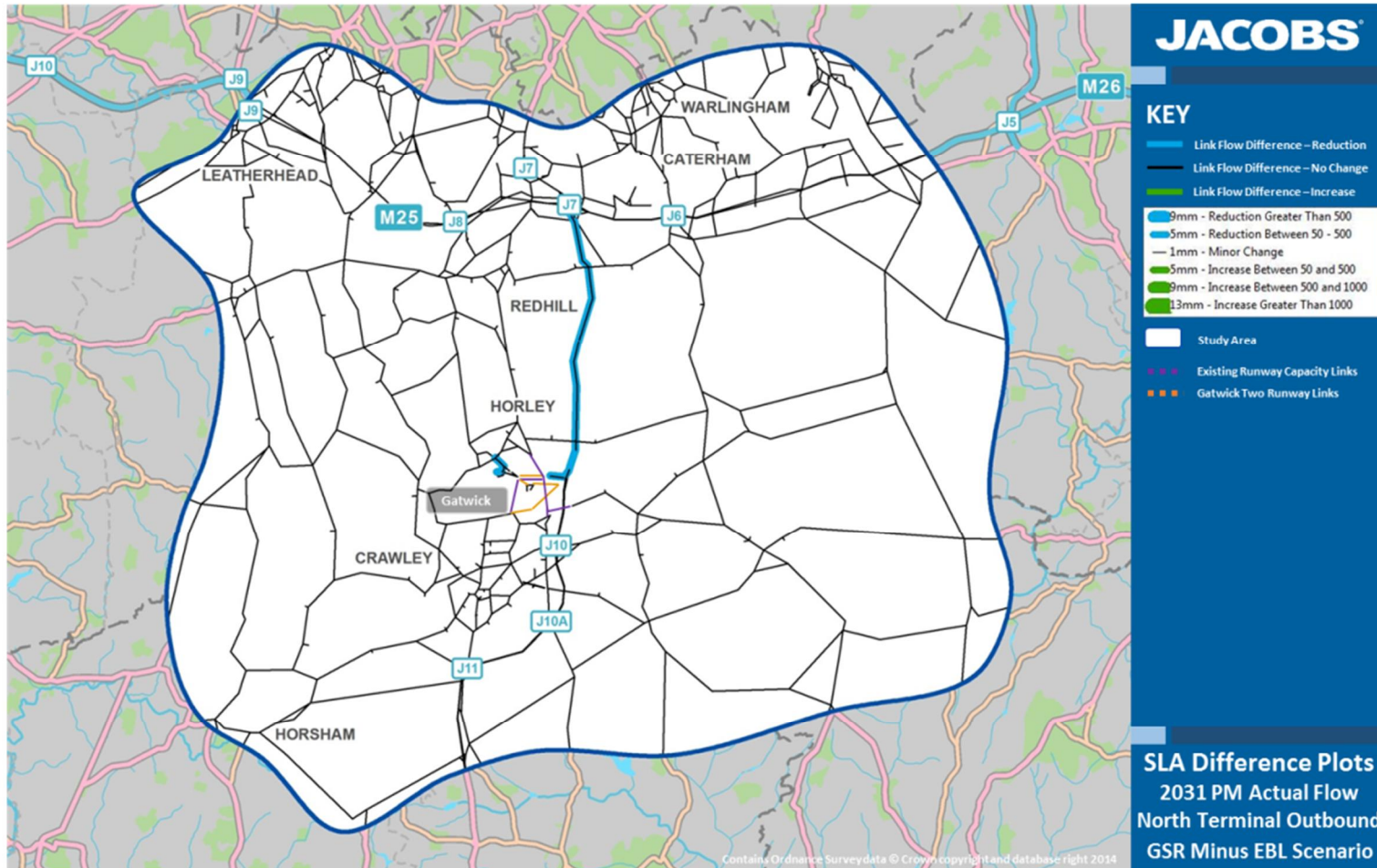


Figure 73: SLA routing of traffic traveling To Gatwick South Terminal Extended Baseline AM on the strategic road network surrounding Gatwick

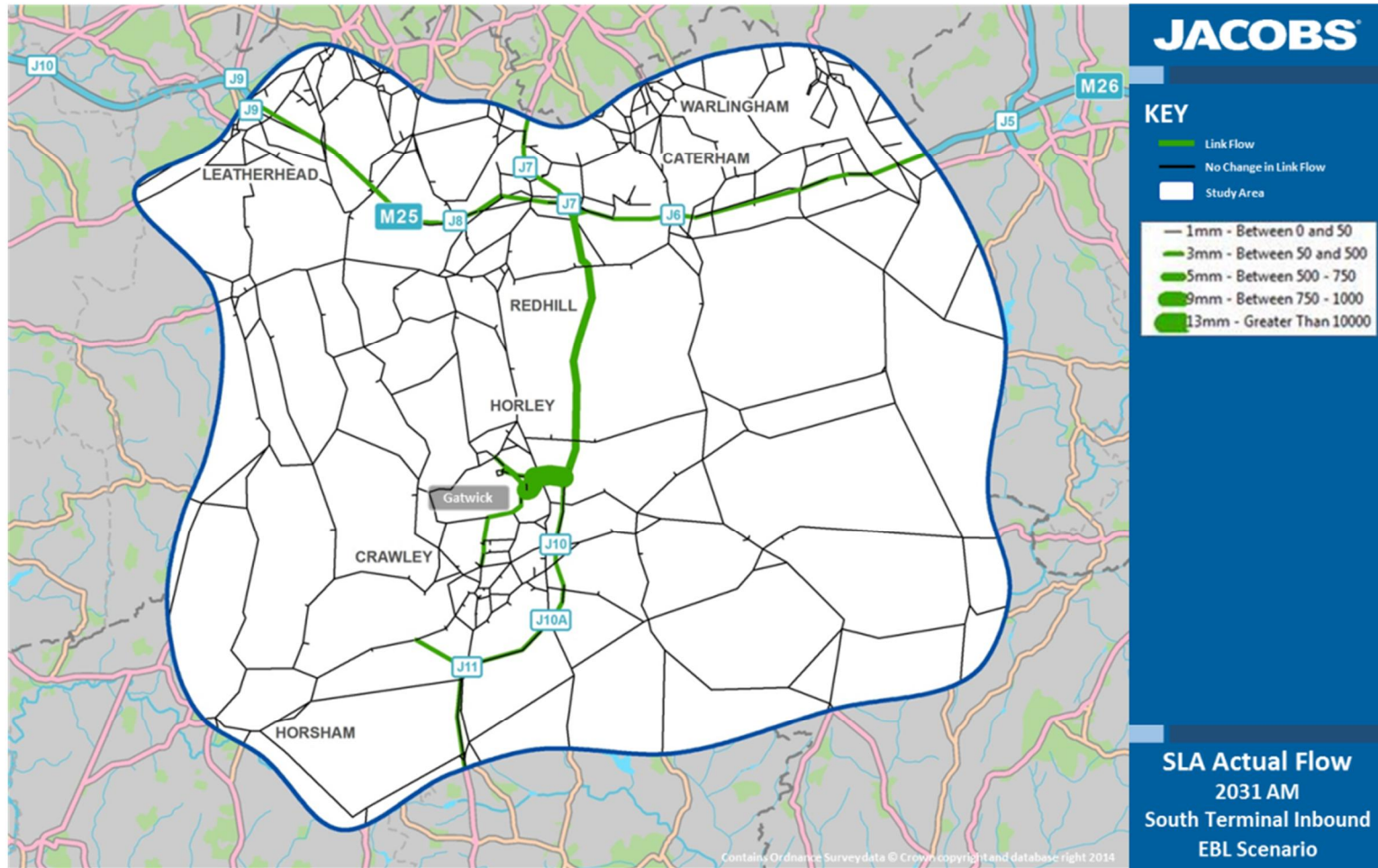


Figure 74: SLA routing of traffic traveling To Gatwick South Terminal Gatwick Second Runway AM on the strategic road network surrounding Gatwick

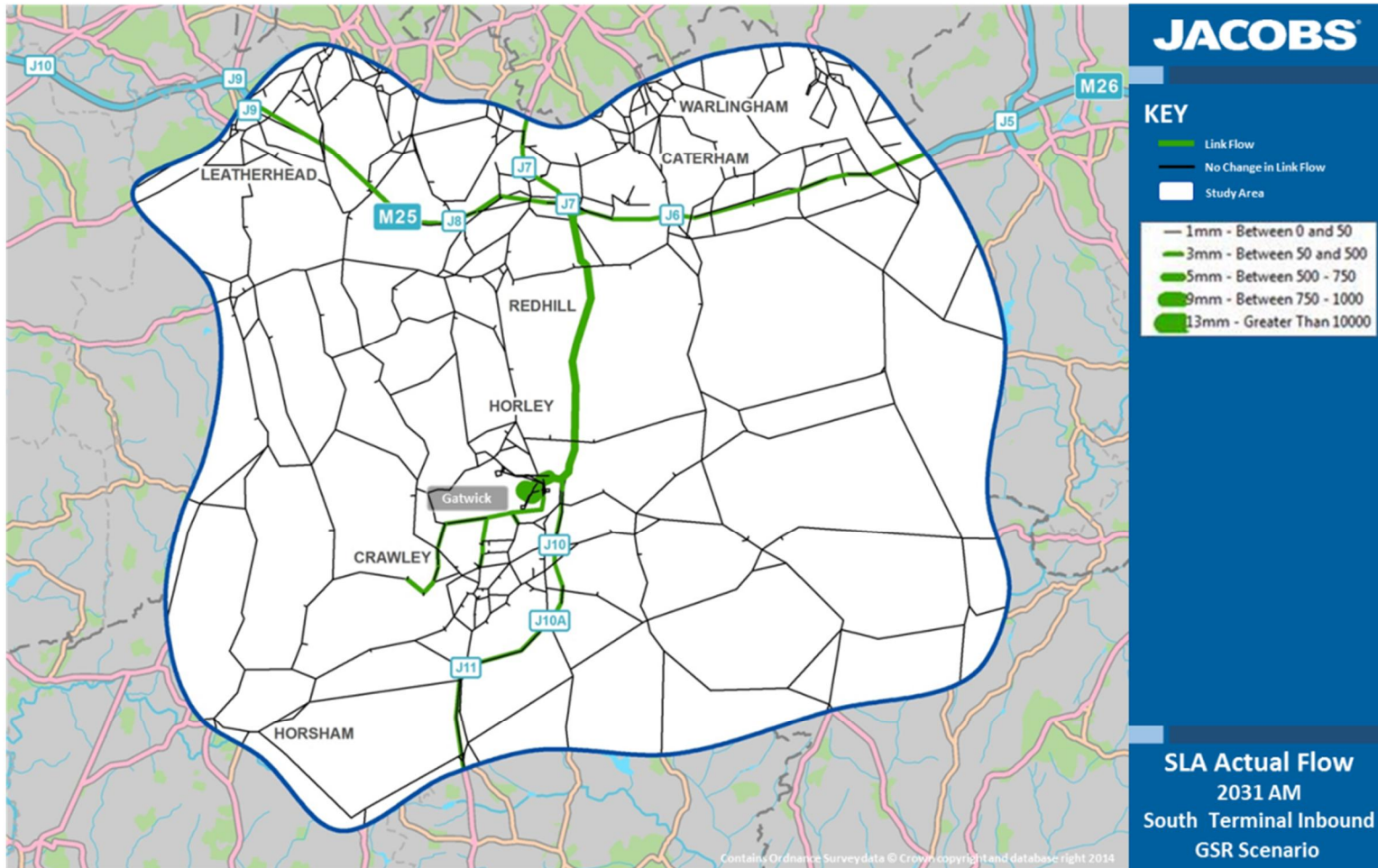


Figure 75: SLA routing of traffic traveling To Gatwick South Terminal Difference AM on the strategic road network surrounding Gatwick

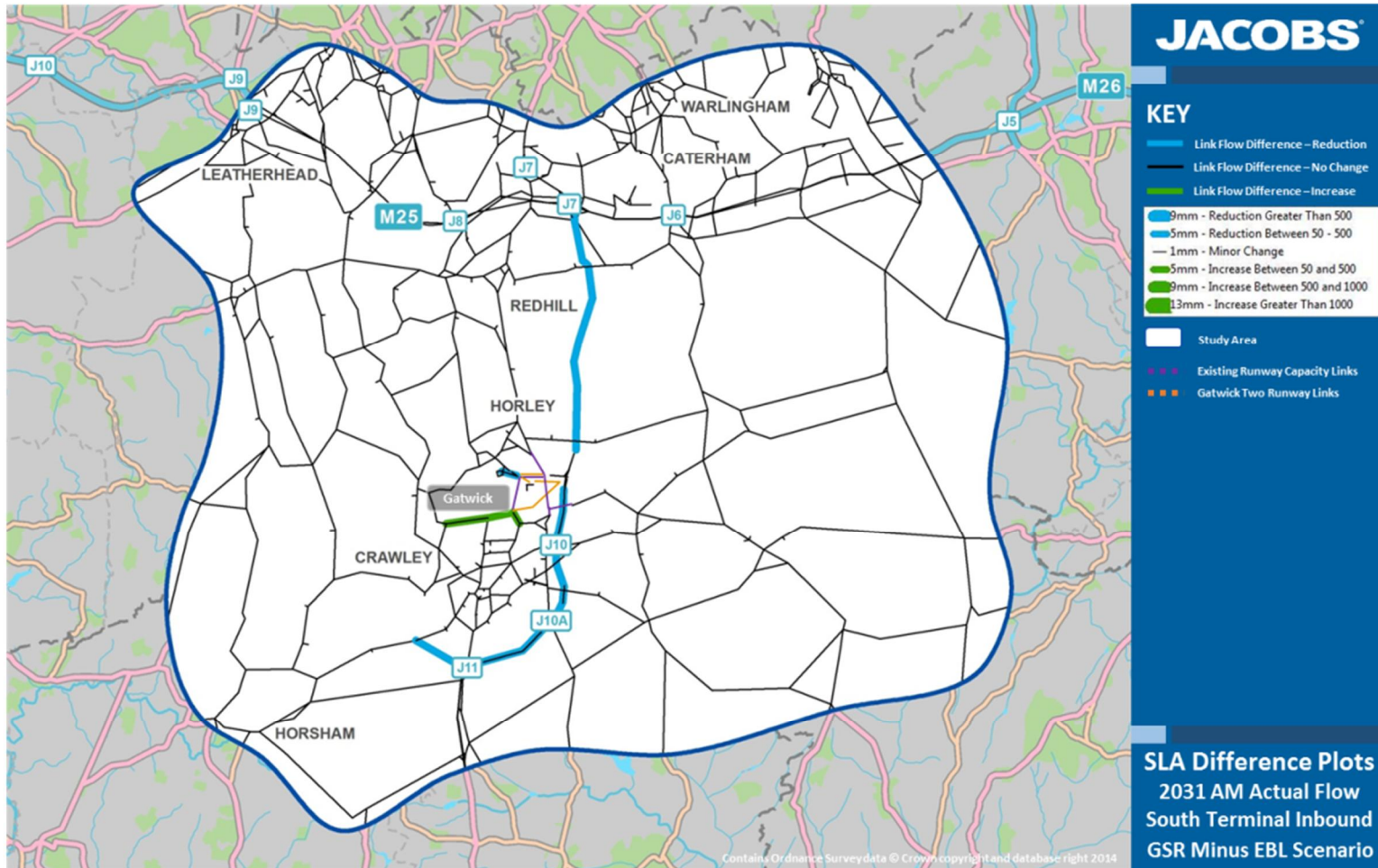


Figure 76: SLA routing of traffic traveling To Gatwick South Terminal Extended Baseline IP on the strategic road network surrounding Gatwick

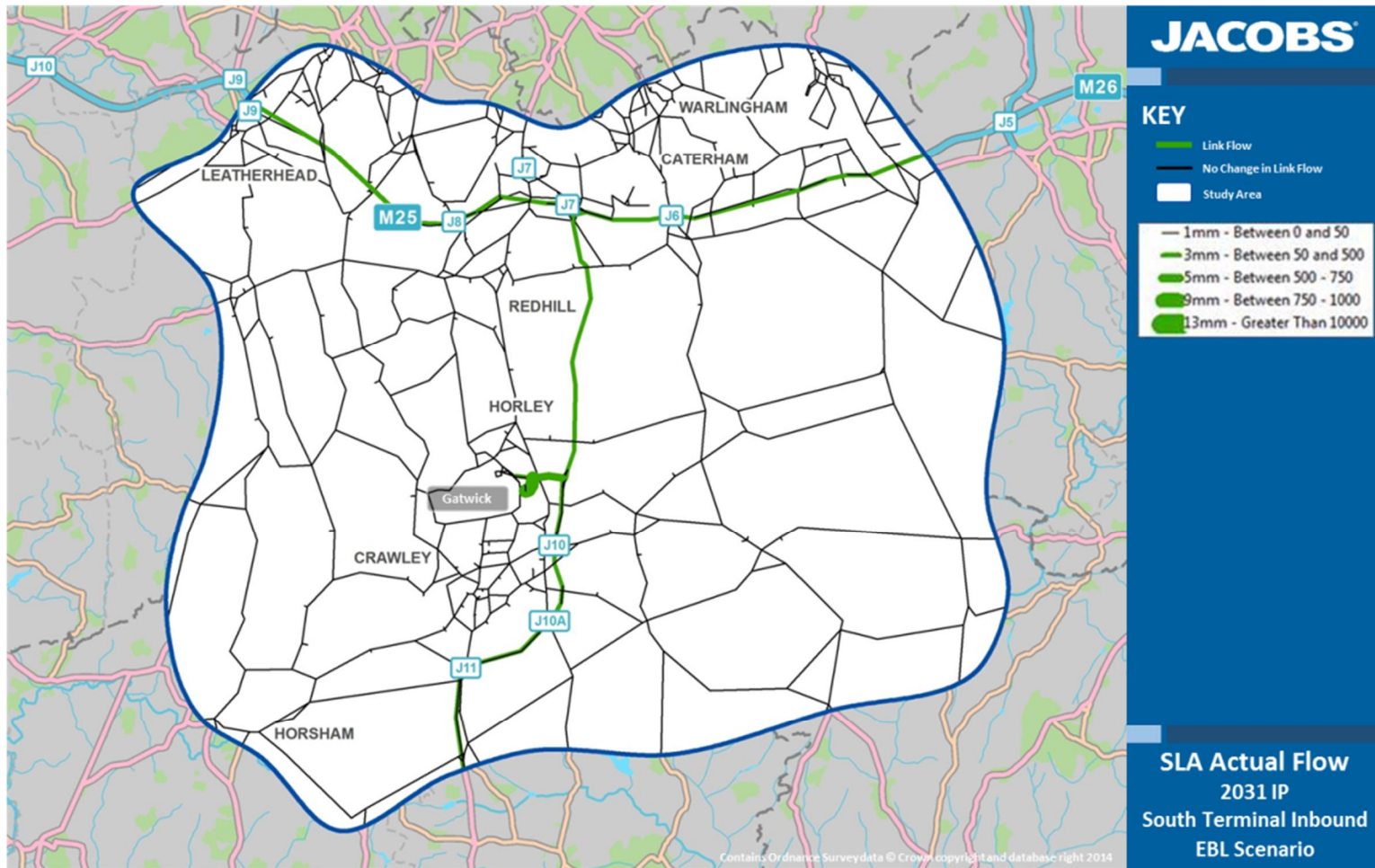


Figure 77: SLA routing of traffic traveling To Gatwick South Terminal Gatwick Second Runway IP on the strategic road network surrounding Gatwick

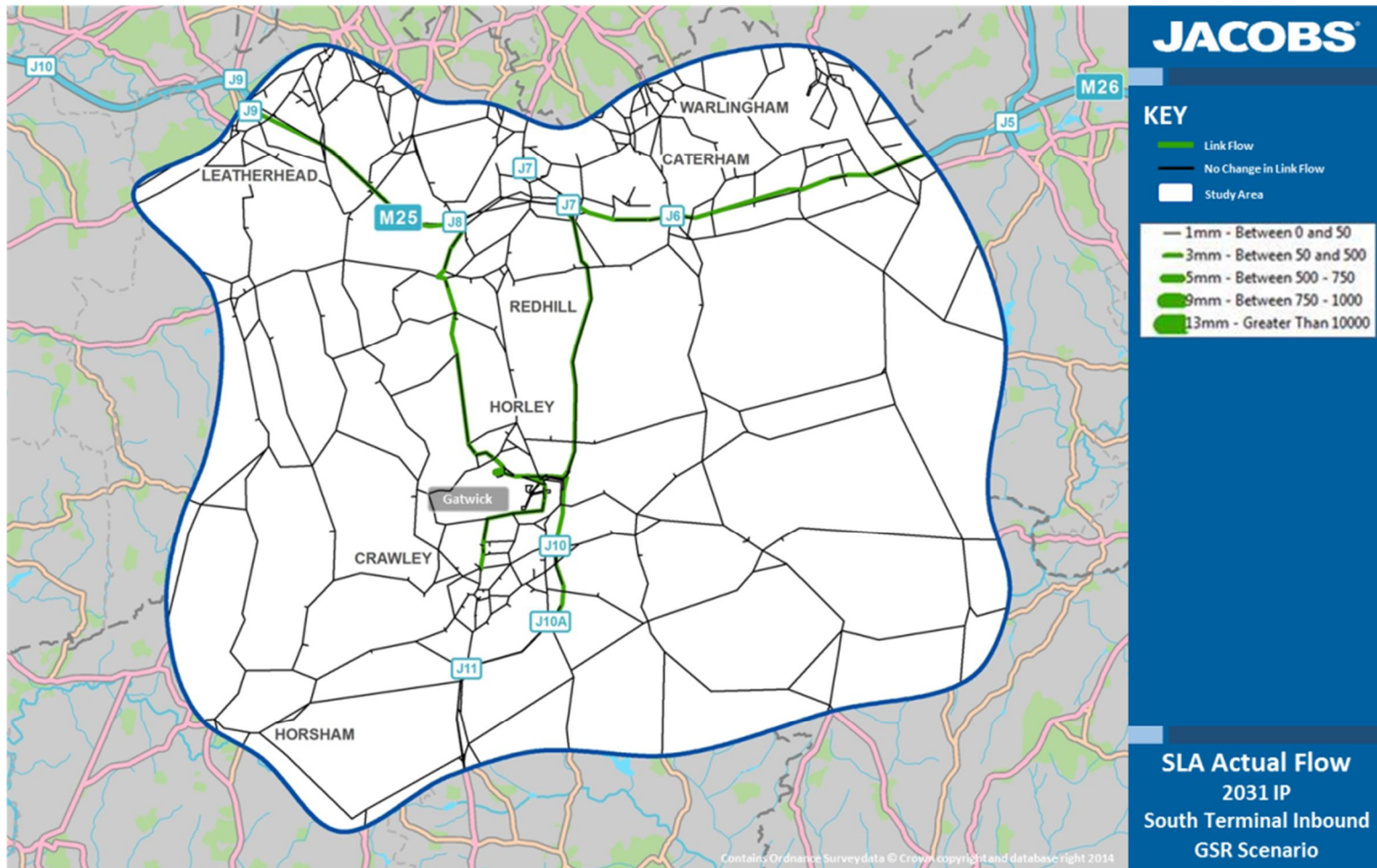


Figure 78: SLA routing of traffic traveling To Gatwick South Terminal Difference IP on the strategic road network surrounding Gatwick

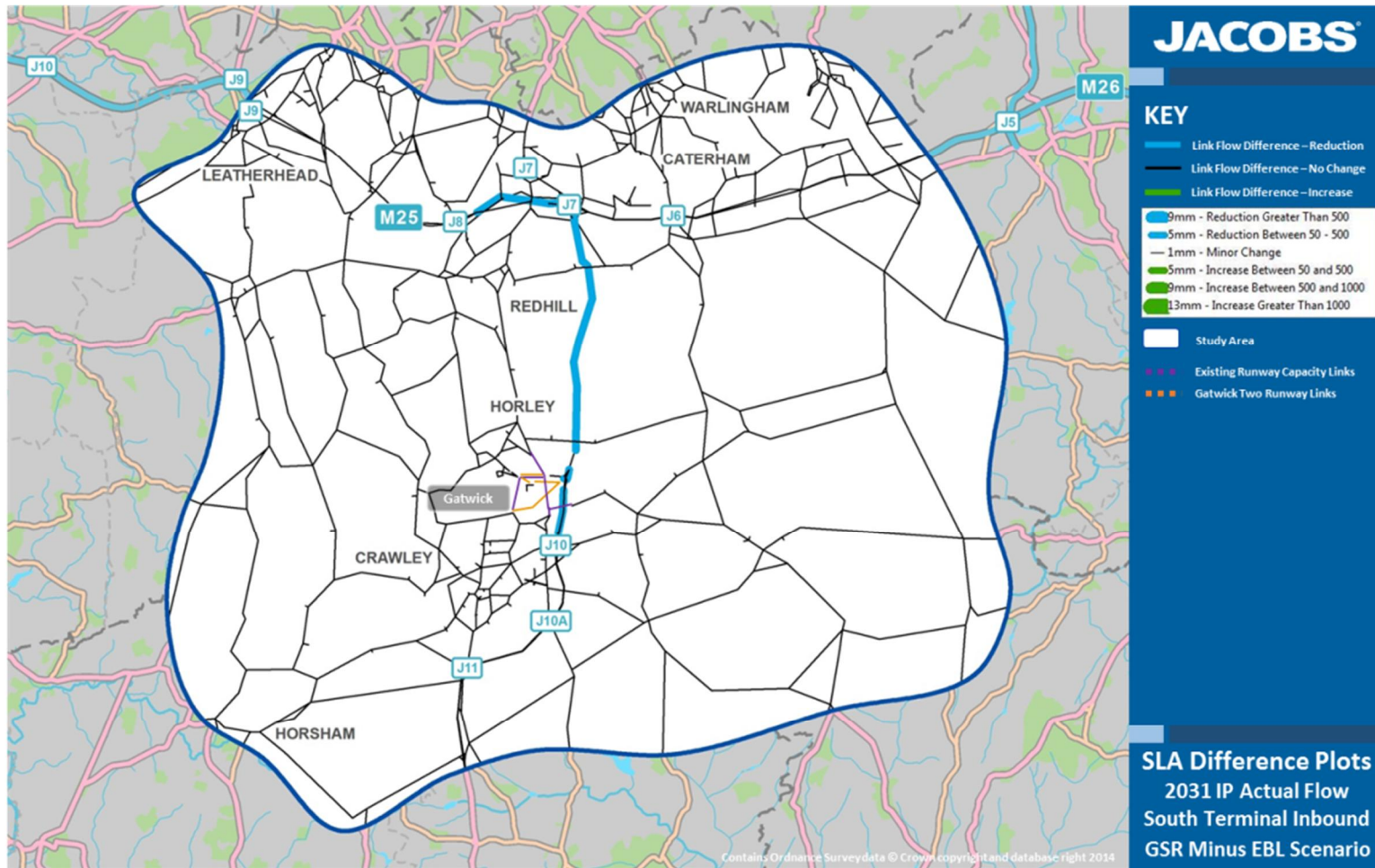




Figure 79: SLA routing of traffic traveling To Gatwick South Terminal Extended Baseline PM on the strategic road network surrounding Gatwick

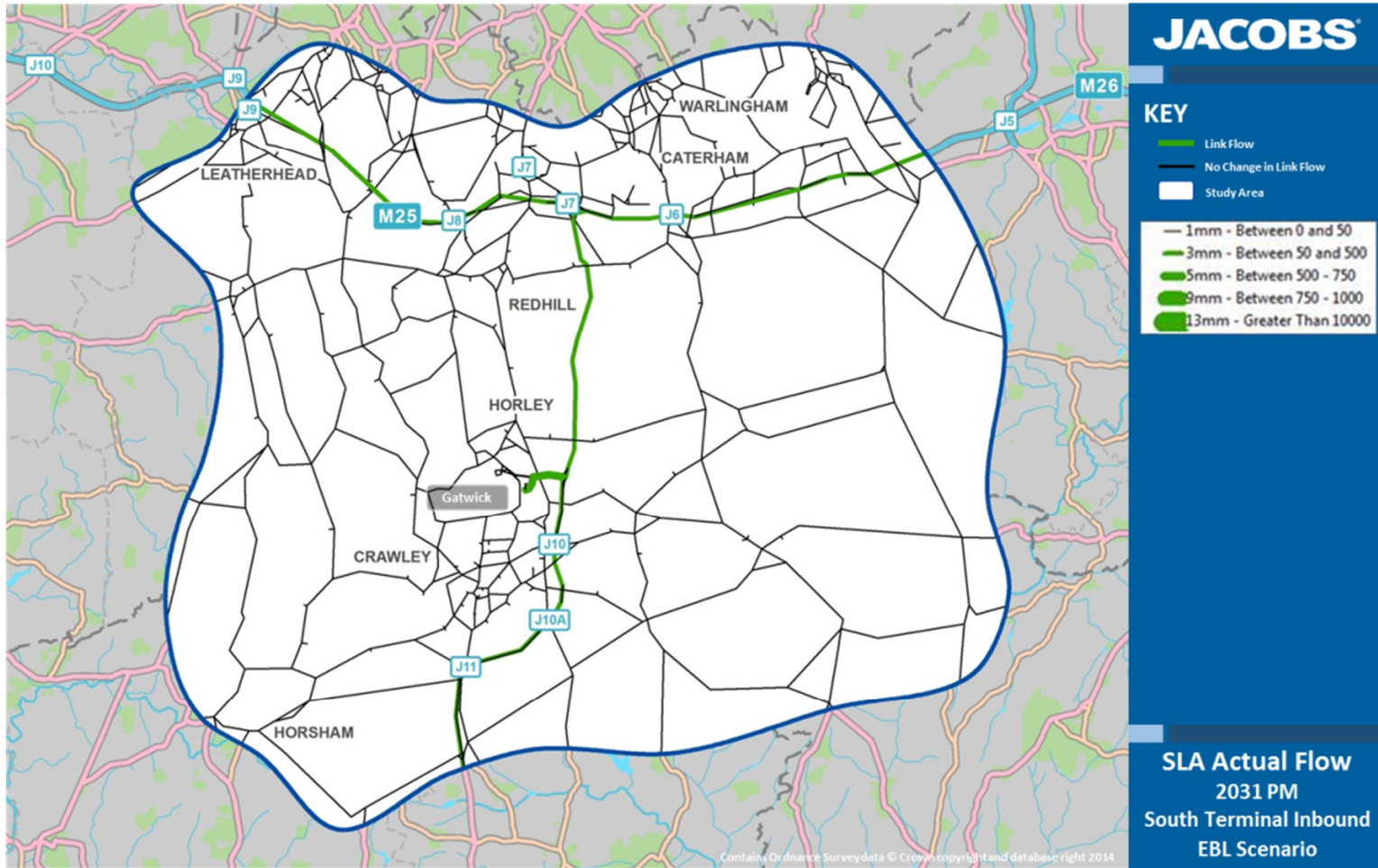


Figure 80: SLA routing of traffic traveling To Gatwick South Terminal Gatwick Second Runway PM on the strategic road network surrounding Gatwick

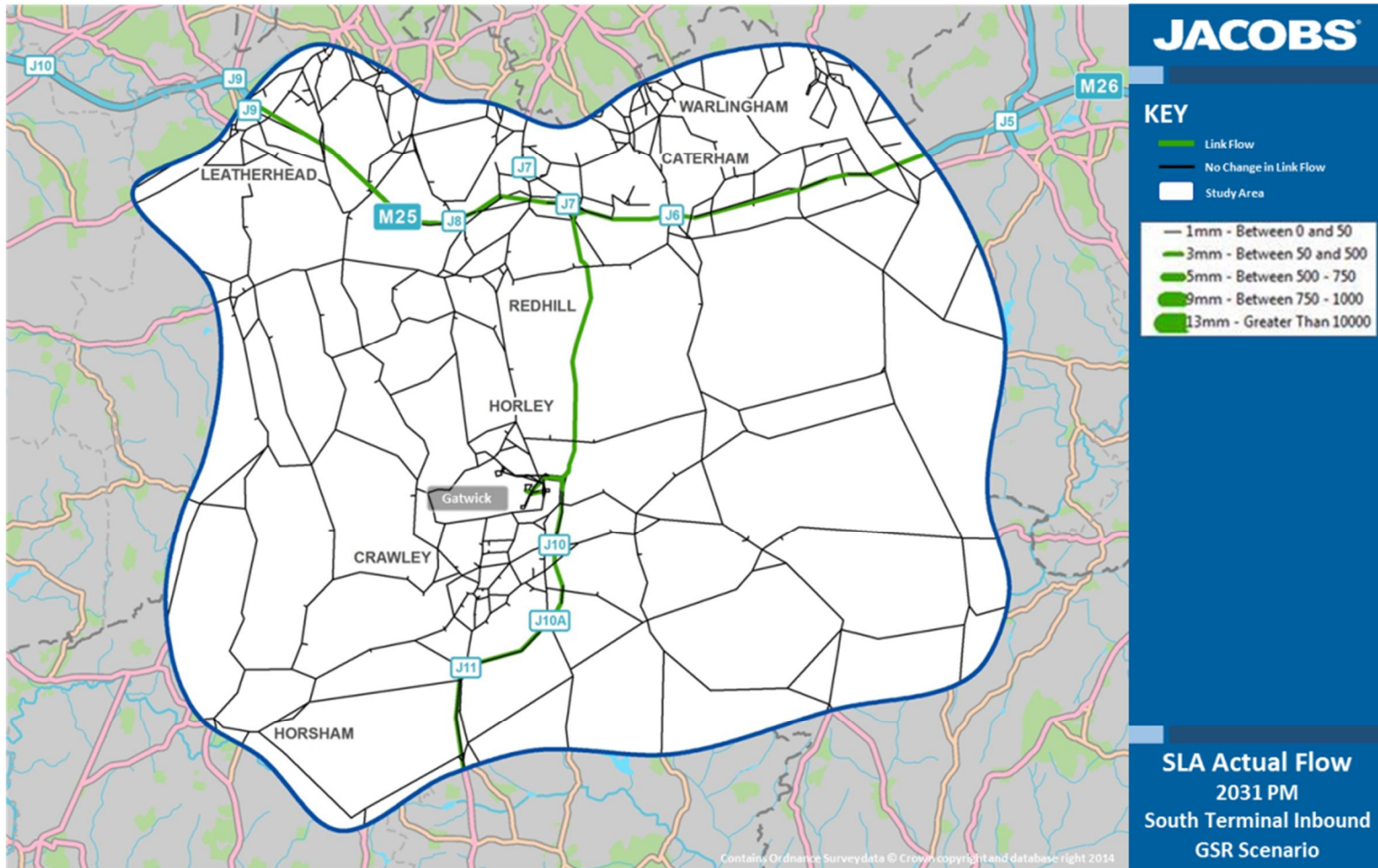


Figure 81: SLA routing of traffic traveling To Gatwick South Terminal Difference PM on the strategic road network surrounding Gatwick

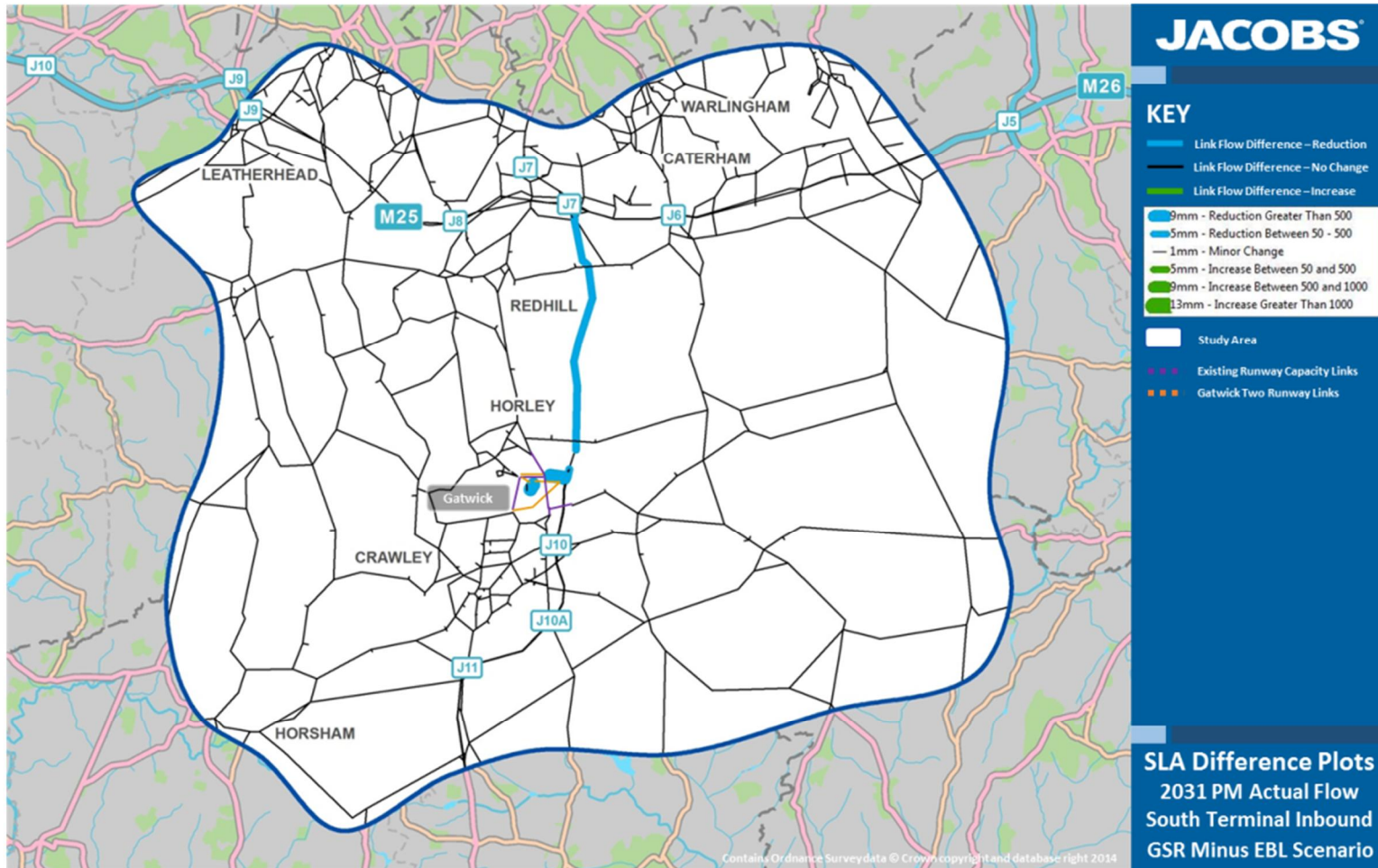


Figure 82: SLA routing of traffic traveling From Gatwick South Terminal Extended Baseline AM on the strategic road network surrounding Gatwick

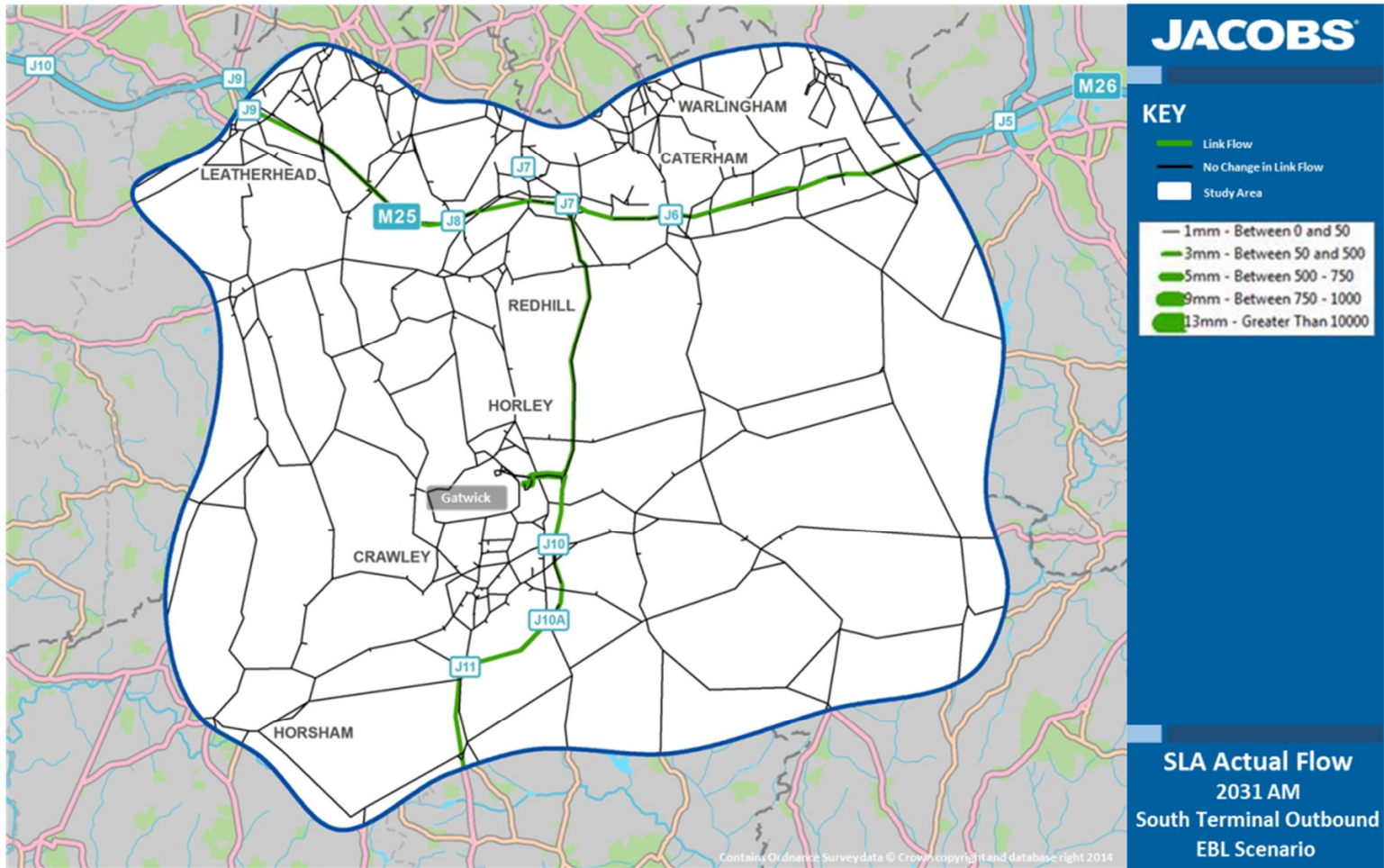


Figure 83: SLA routing of traffic traveling From Gatwick South Terminal Gatwick Second Runway AM on the strategic road network surrounding Gatwick

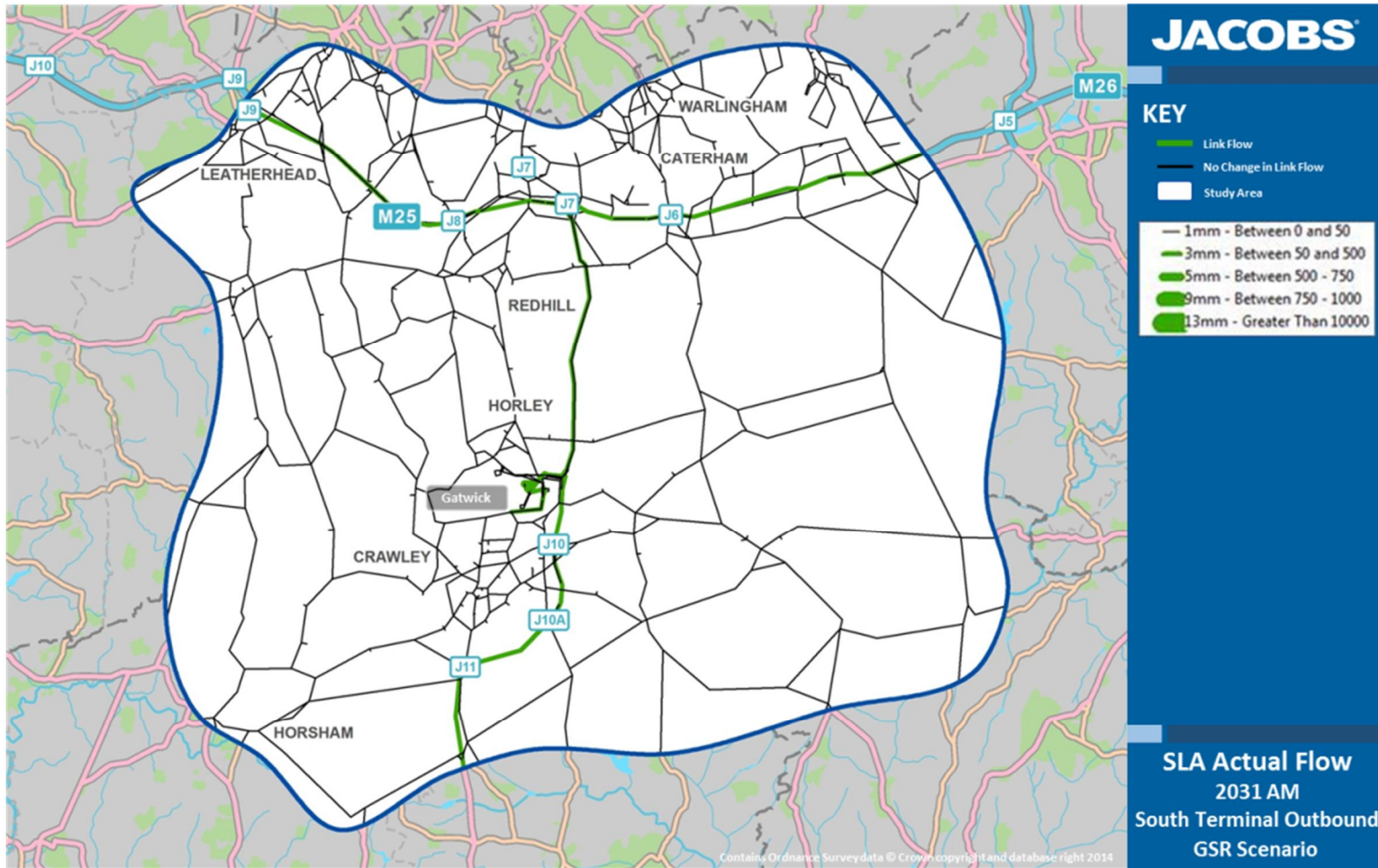


Figure 84: SLA routing of traffic traveling From Gatwick South Terminal Difference AM on the strategic road network surrounding Gatwick

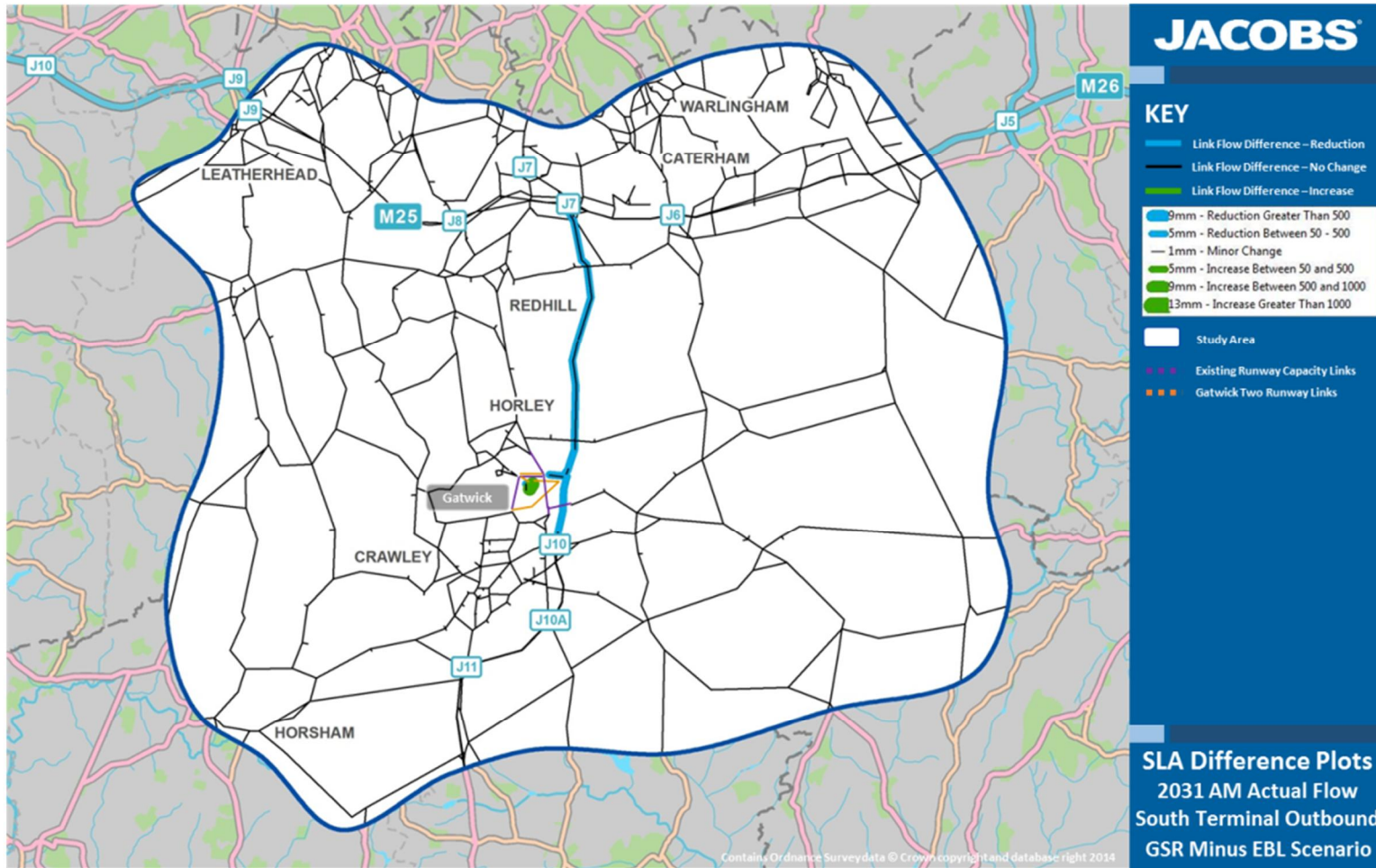


Figure 85: SLA routing of traffic traveling From Gatwick South Terminal Extended Baseline IP on the strategic road network surrounding Gatwick

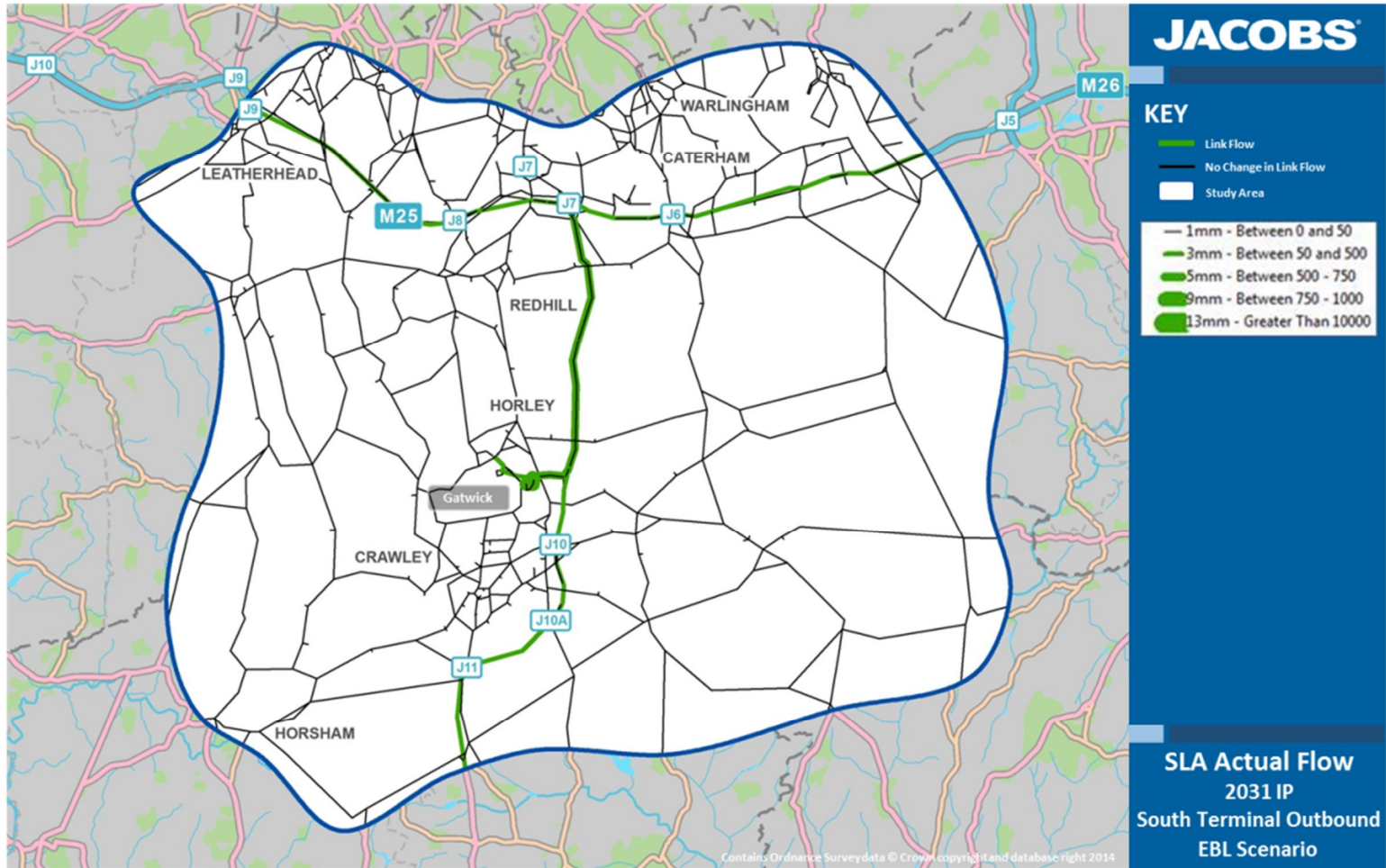


Figure 86: SLA routing of traffic traveling From Gatwick South Terminal Gatwick Second Runway IP on the strategic road network surrounding Gatwick

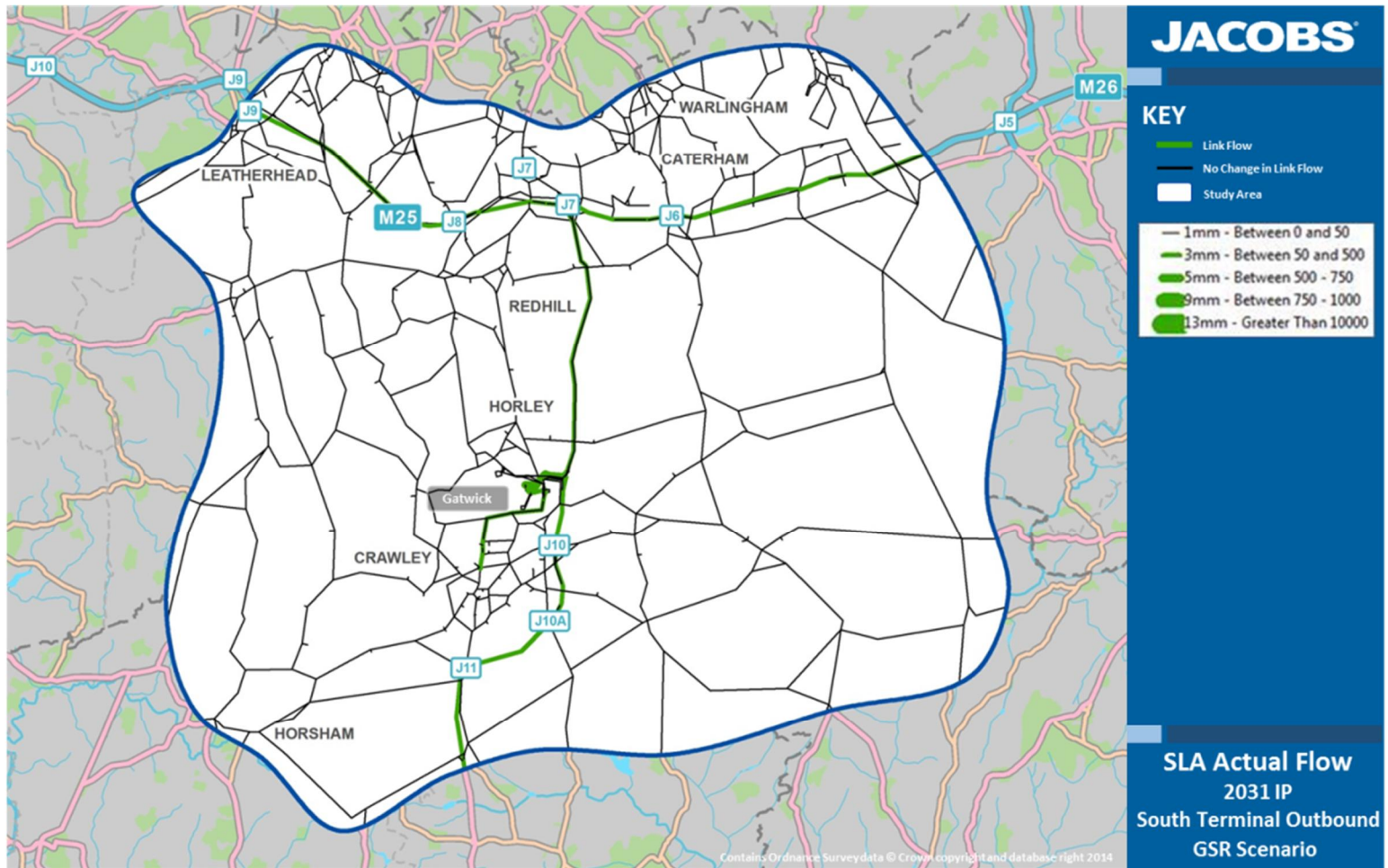




Figure 87: SLA routing of traffic traveling From Gatwick South Terminal Difference IP on the strategic road network surrounding Gatwick

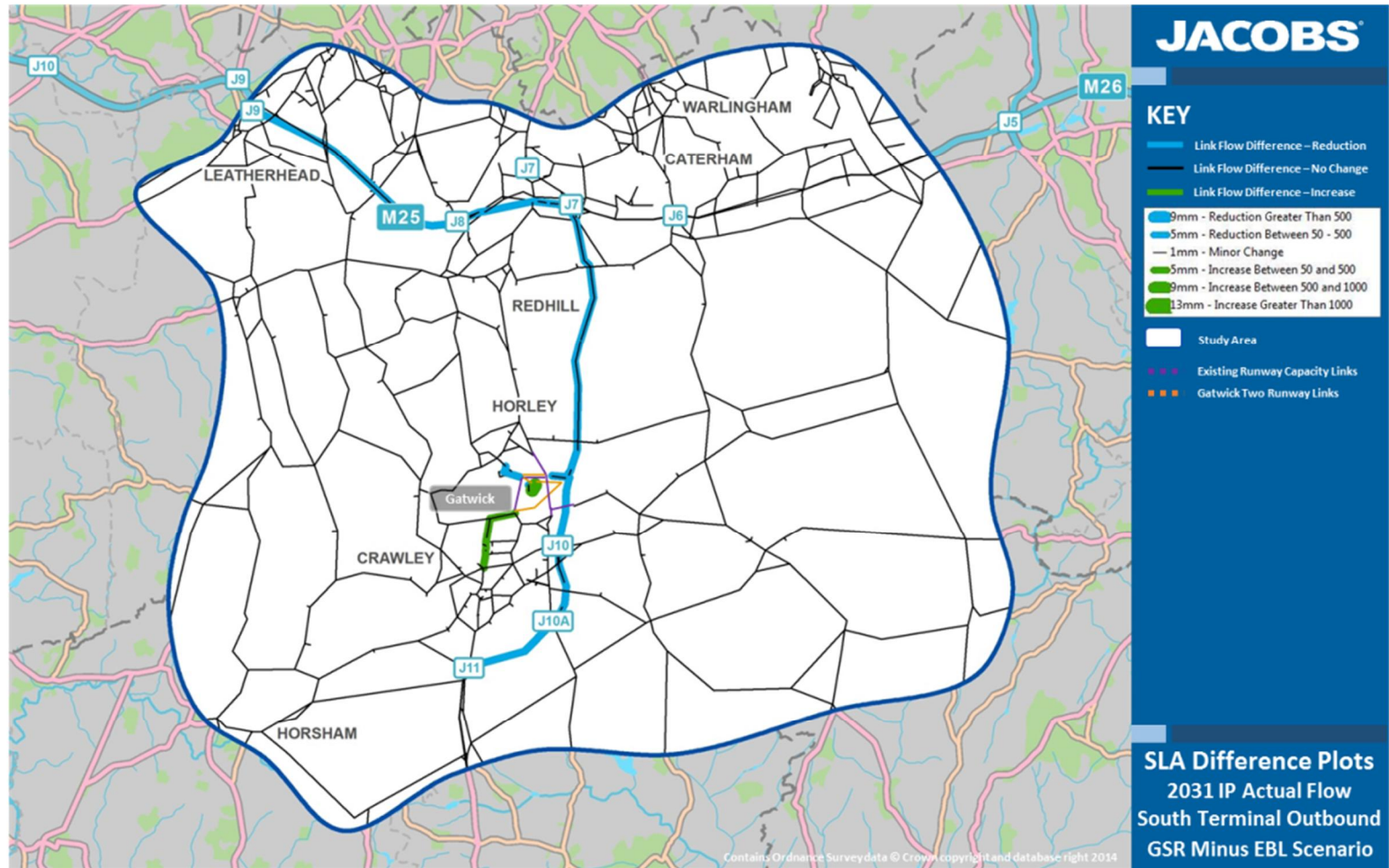


Figure 88: SLA routing of traffic traveling From Gatwick South Terminal Extended Baseline PM on the strategic road network surrounding Gatwick

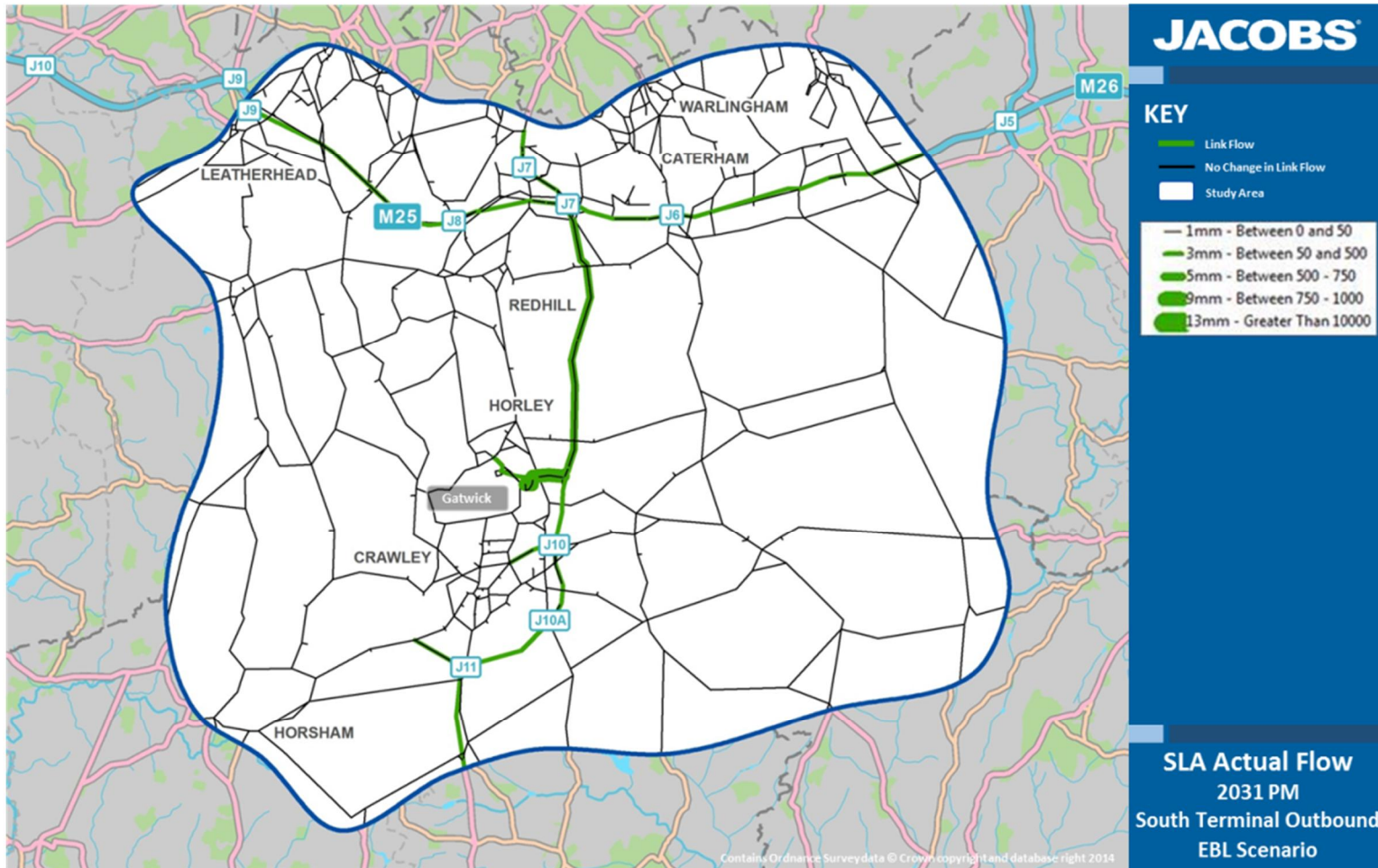


Figure 89: SLA routing of traffic traveling From Gatwick South Terminal Gatwick Second Runway PM on the strategic road network surrounding Gatwick

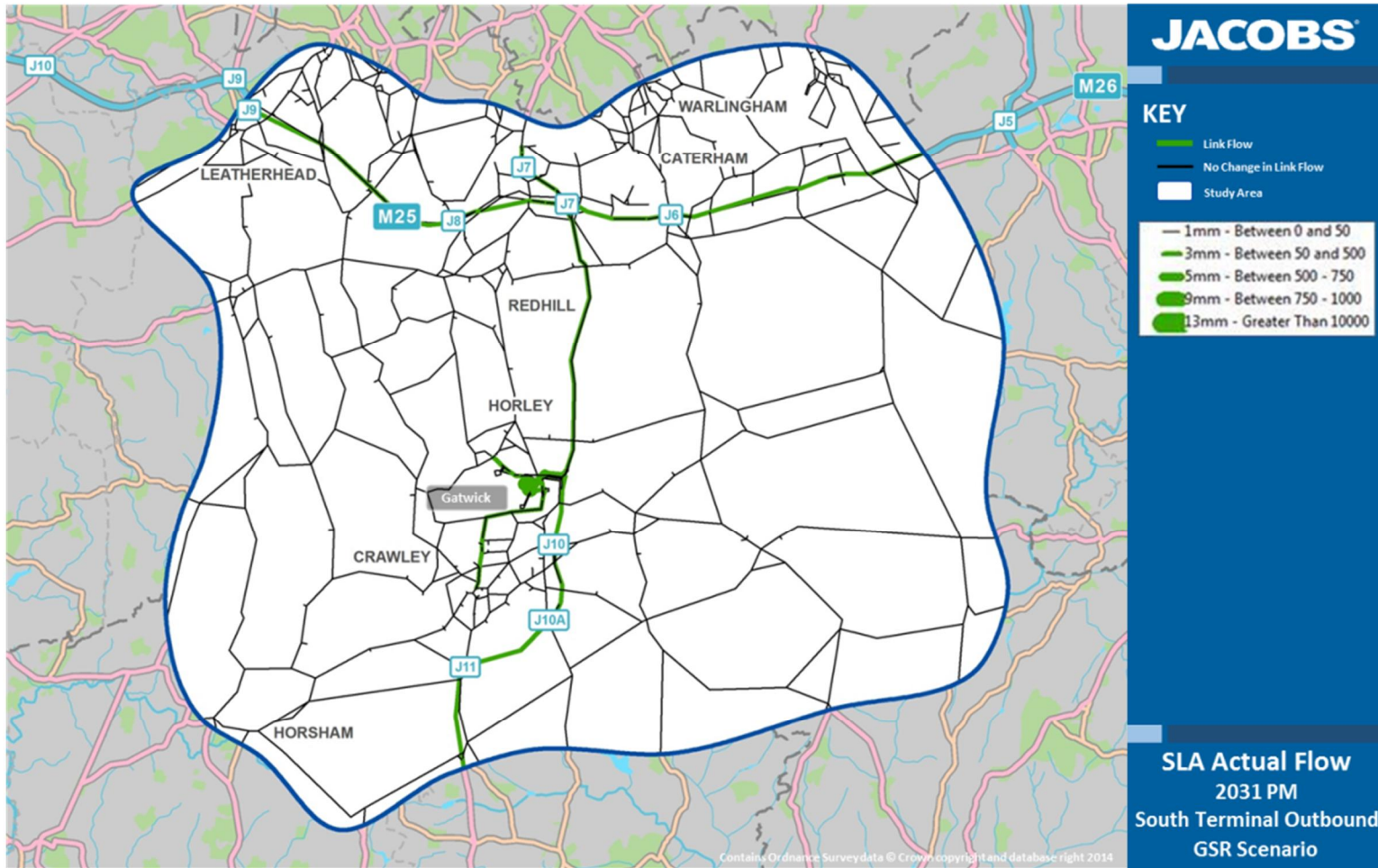


Figure 90: SLA routing of traffic traveling From Gatwick South Terminal Difference PM on the strategic road network surrounding Gatwick

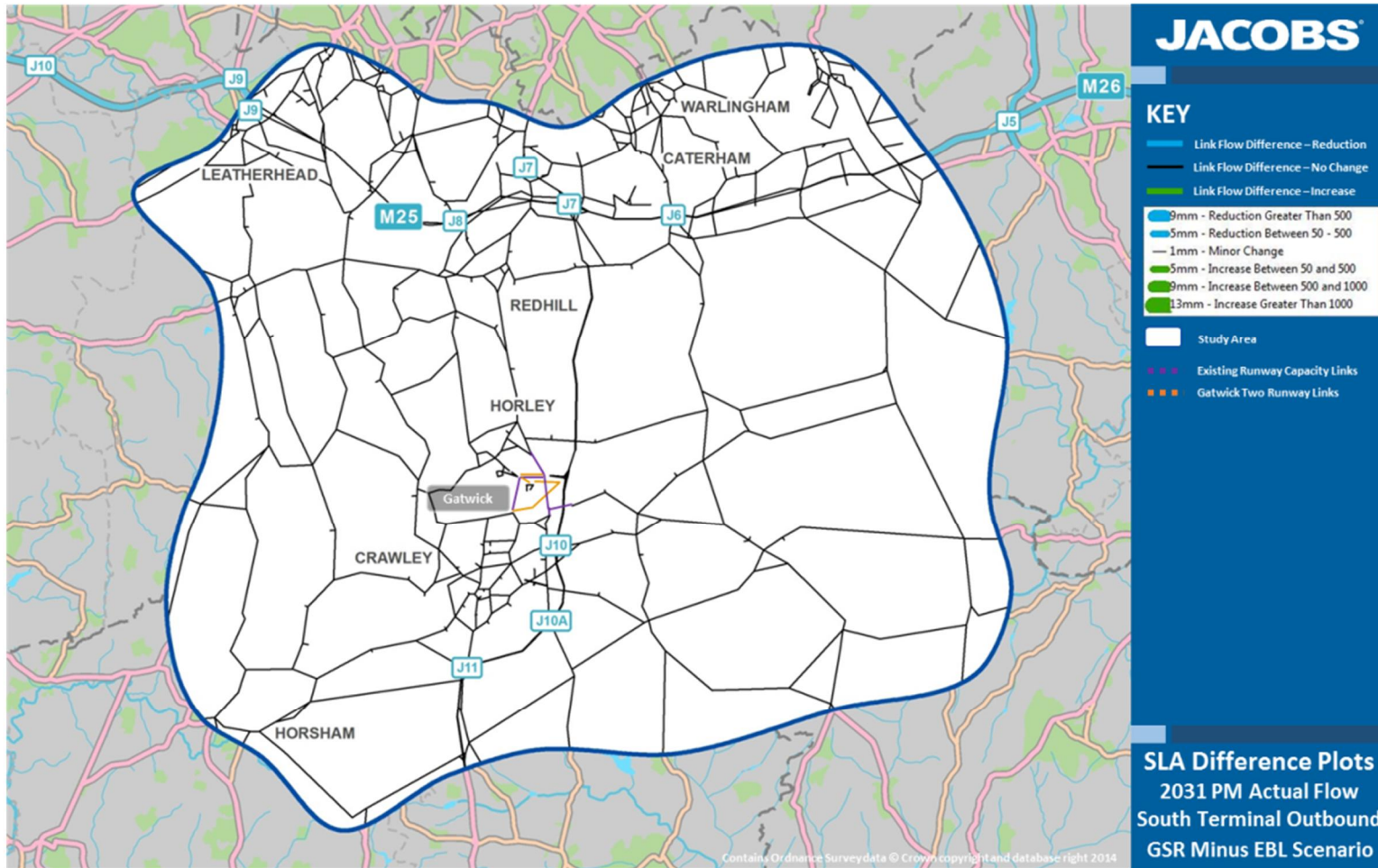


Figure 91: SLA actual flow of traffic traveling To Gatwick New Terminal Second Runway AM on the strategic road network surrounding Gatwick

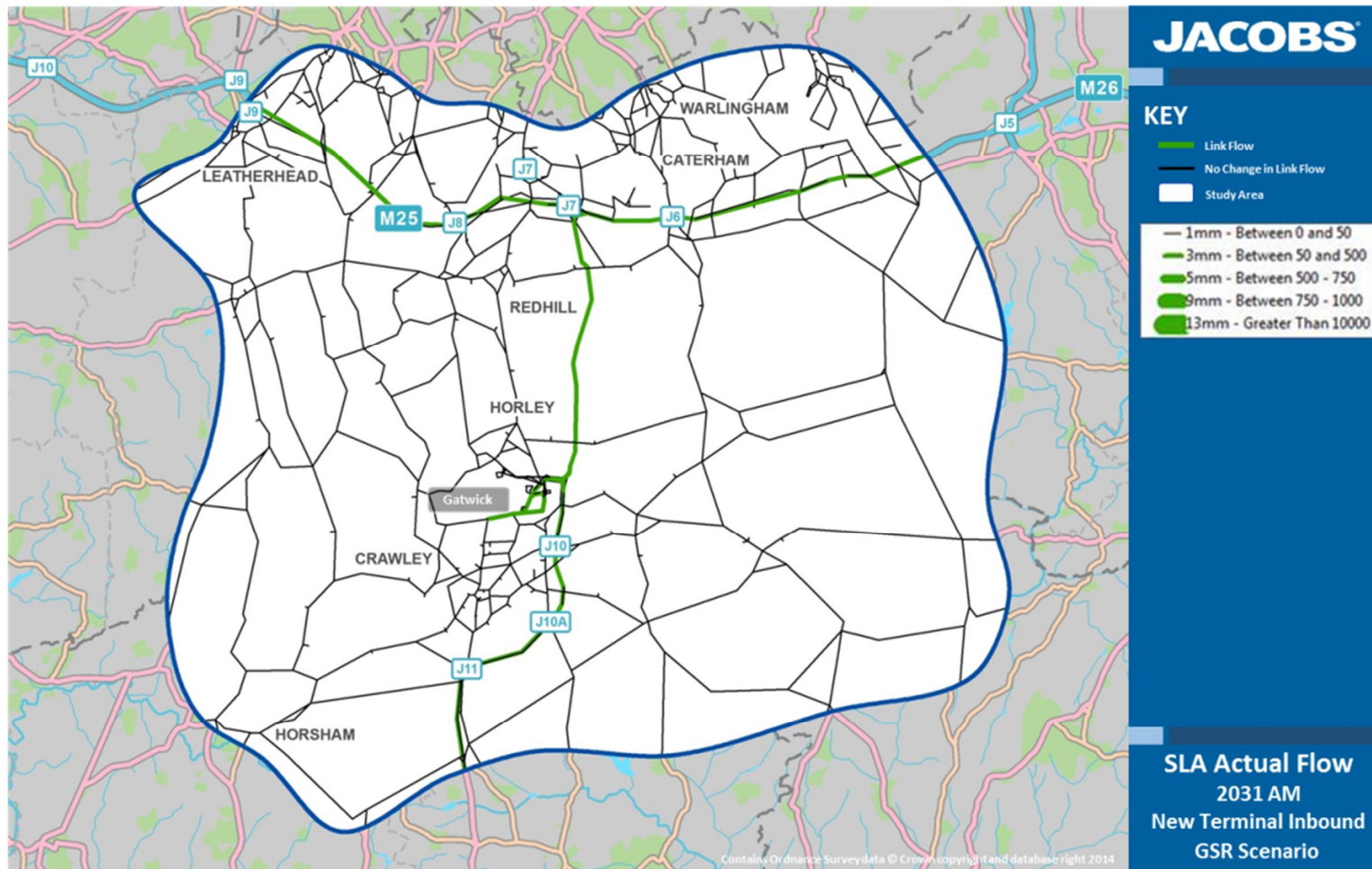


Figure 92: SLA actual flow of traffic traveling To Gatwick New Terminal Second Runway IP on the strategic road network surrounding Gatwick

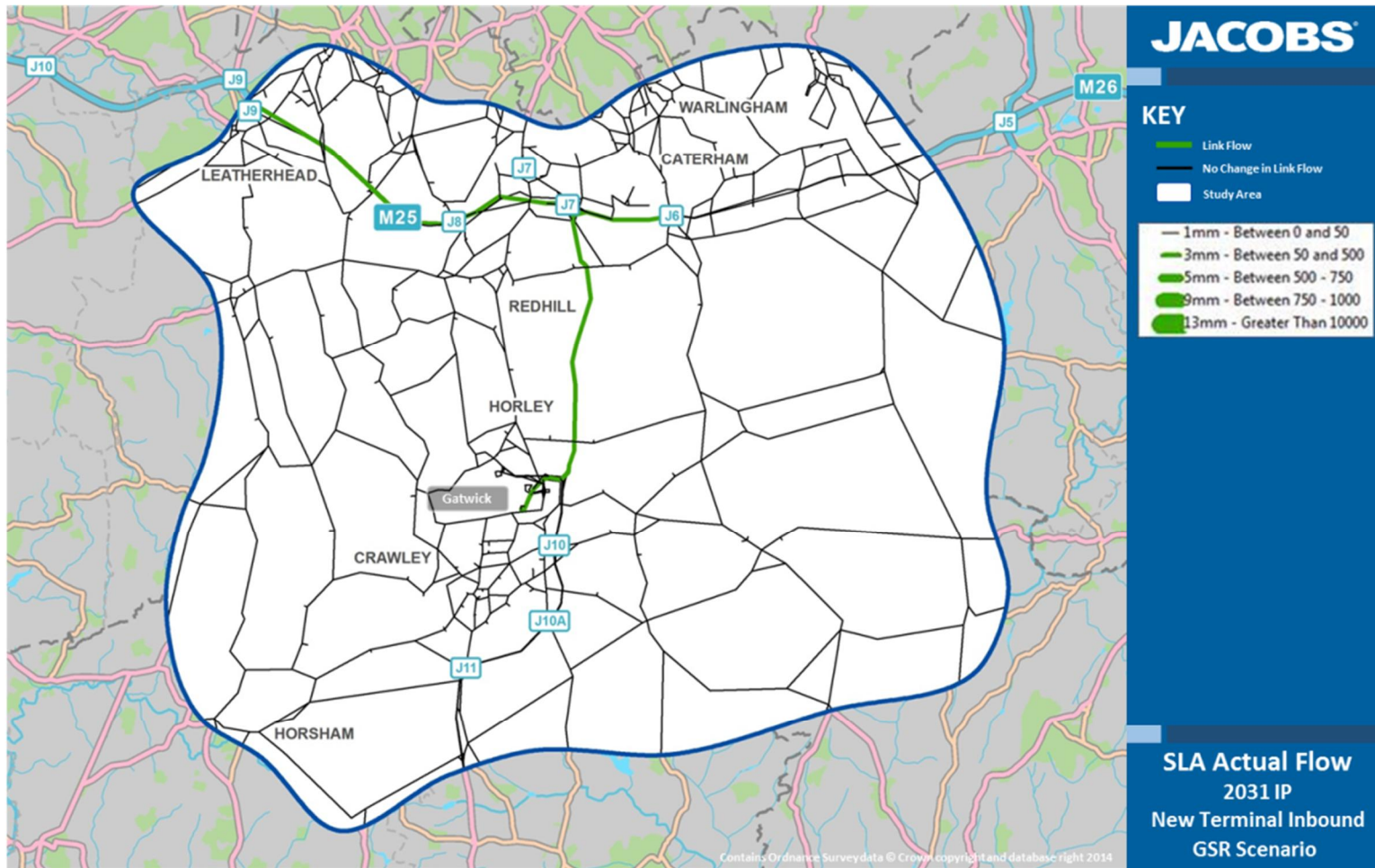


Figure 933: SLA actual flow of traffic traveling To Gatwick New Terminal Second Runway PM on the strategic road network surrounding Gatwick

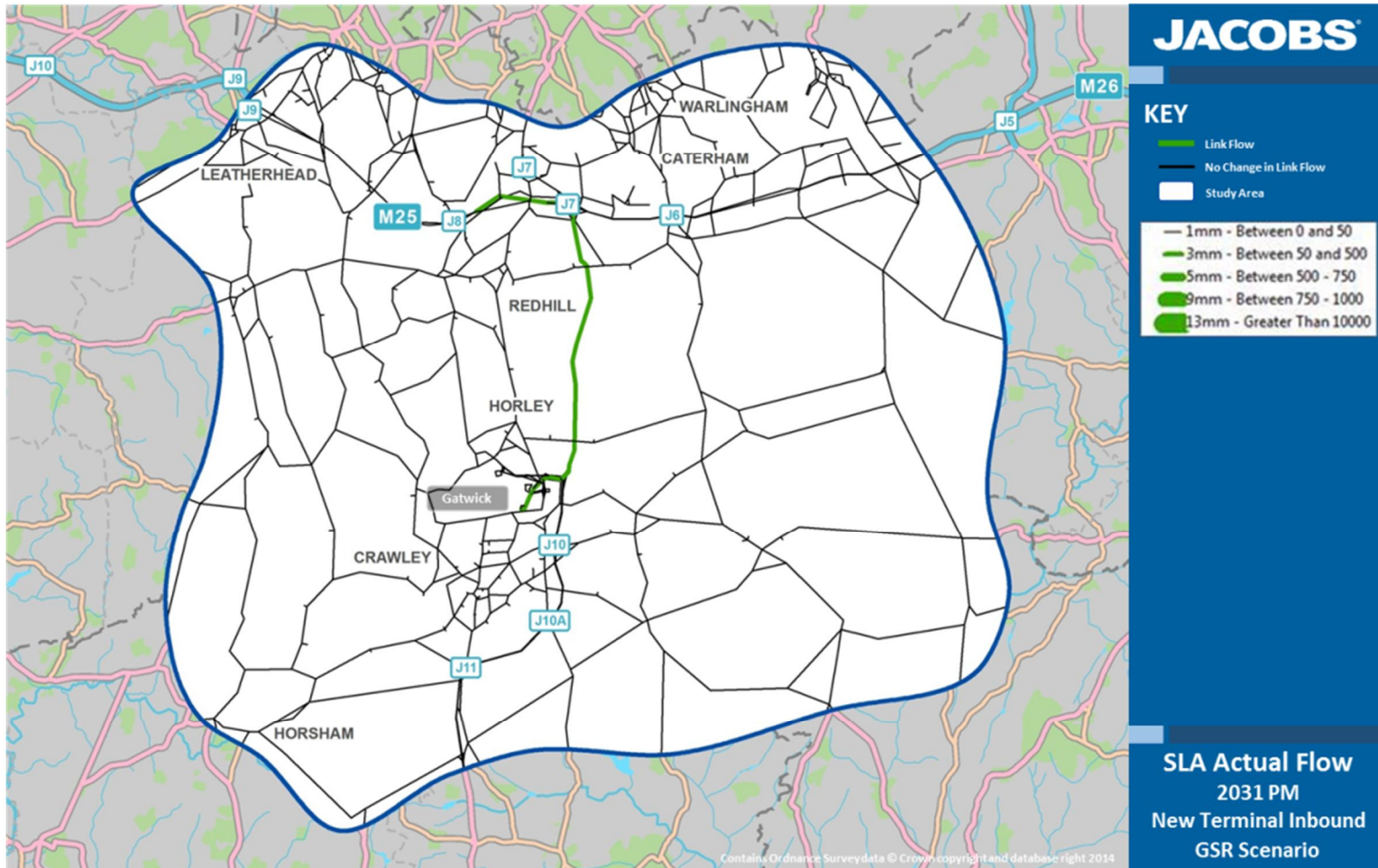


Figure 944: SLA actual flow of traffic traveling From Gatwick New Terminal Second Runway AM on the strategic road network surrounding Gatwick

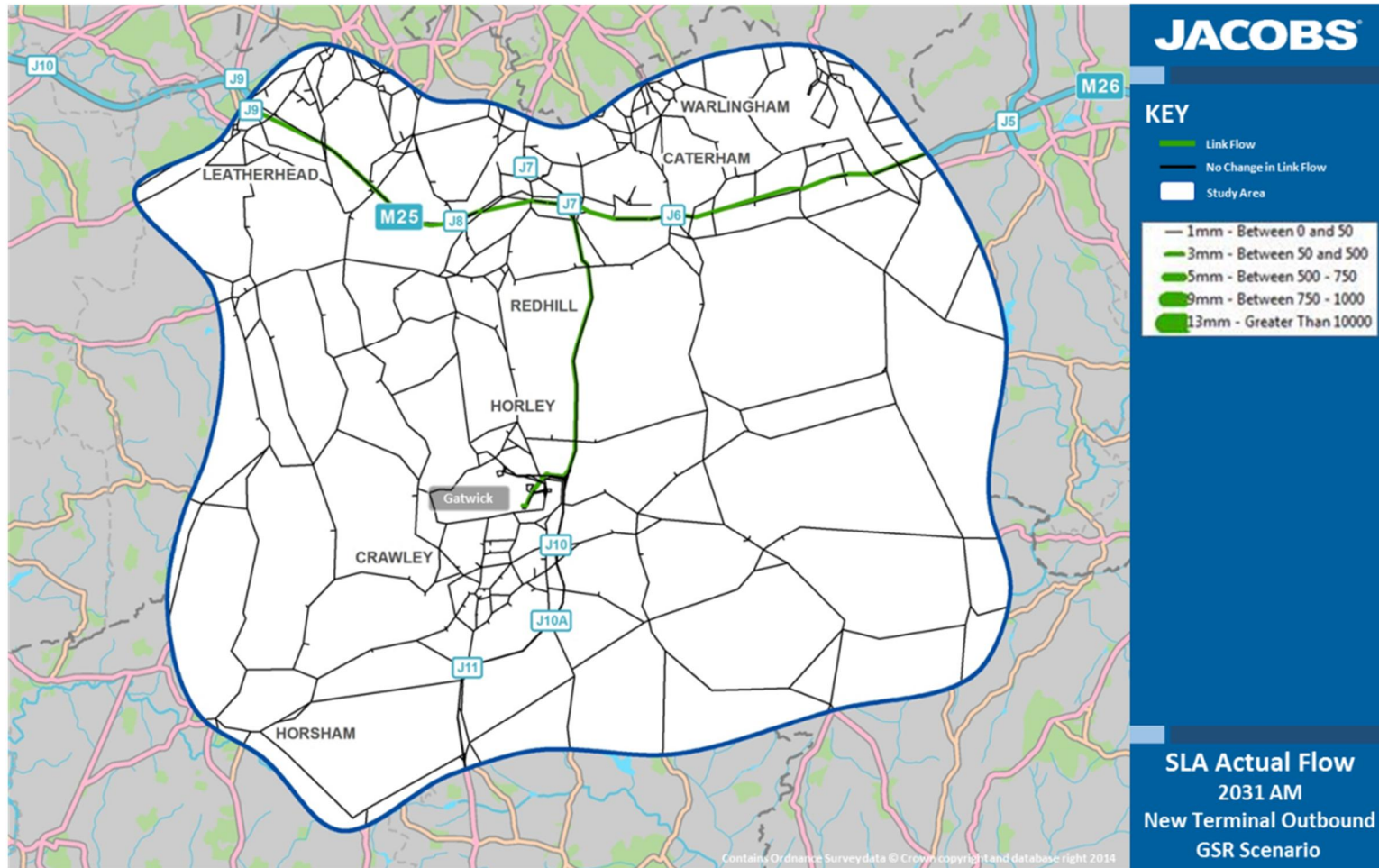




Figure 955: SLA actual flow of traffic traveling From Gatwick New Terminal Second Runway IP on the strategic road network surrounding Gatwick

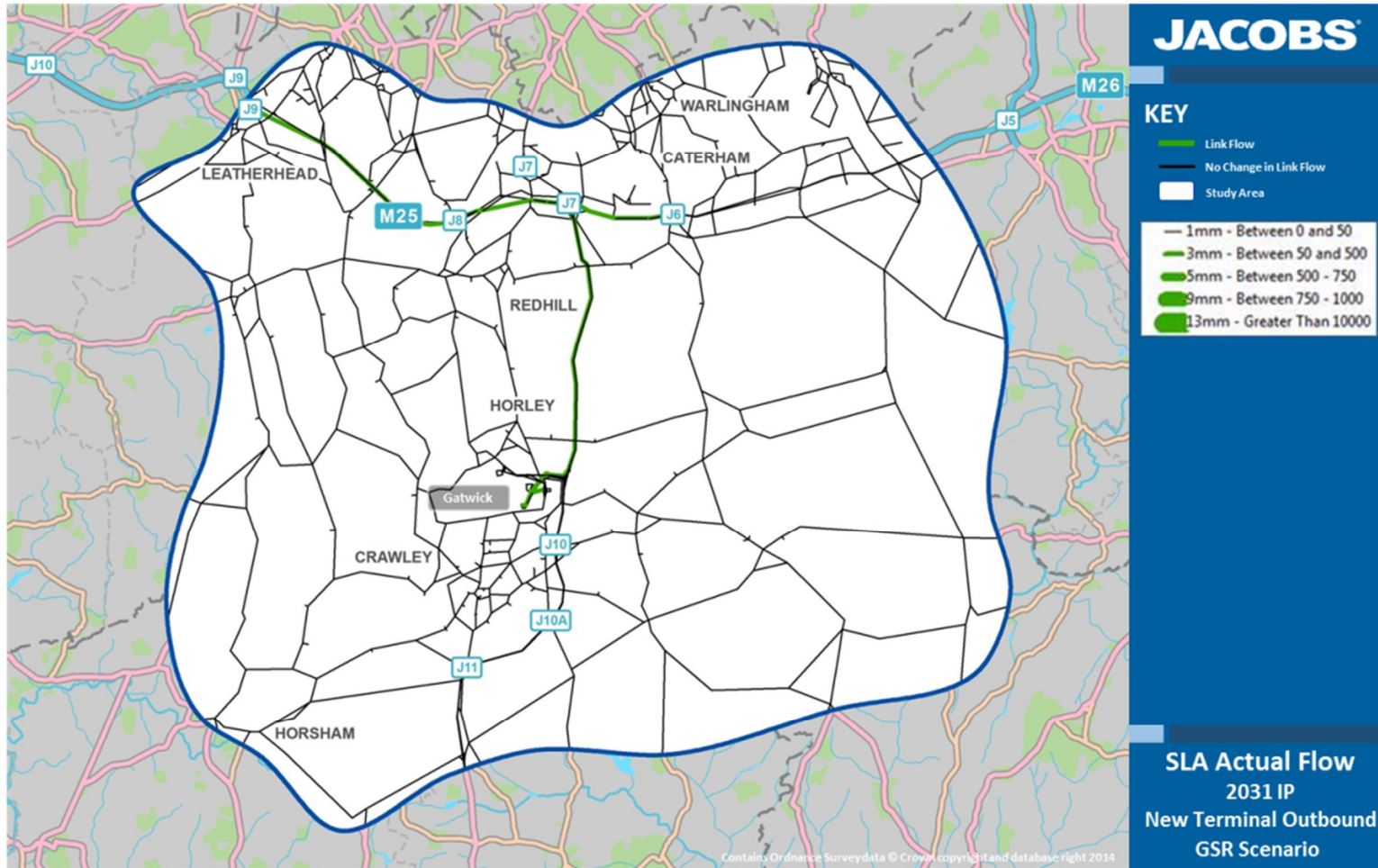


Figure 966: SLA actual flow of traffic traveling From Gatwick New Terminal Second Runway PM on the strategic road network surrounding Gatwick

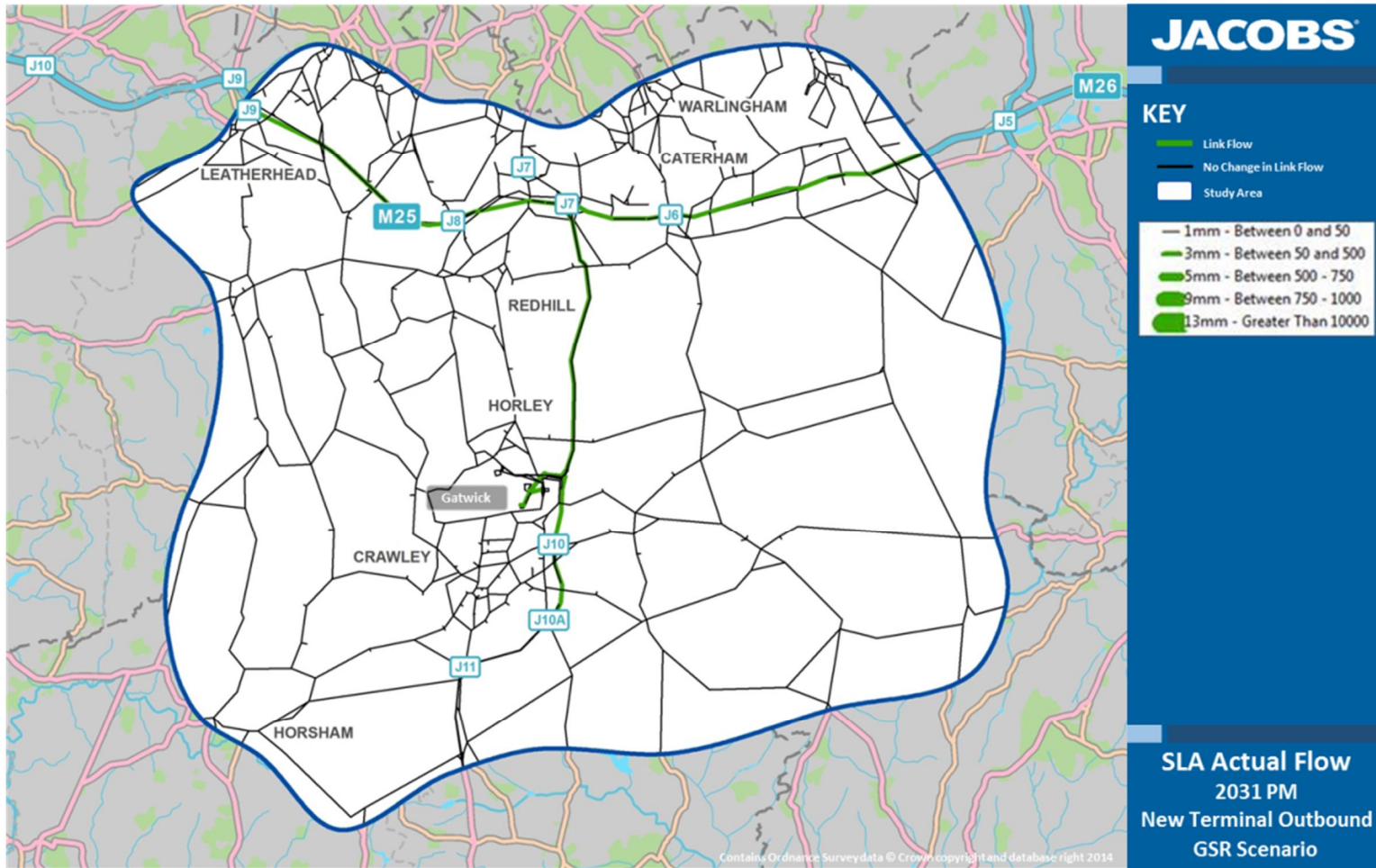


Figure 97: SLA actual flow of traffic traveling To Gatwick Long Stay Parking Second Runway AM on the strategic road network surrounding Gatwick

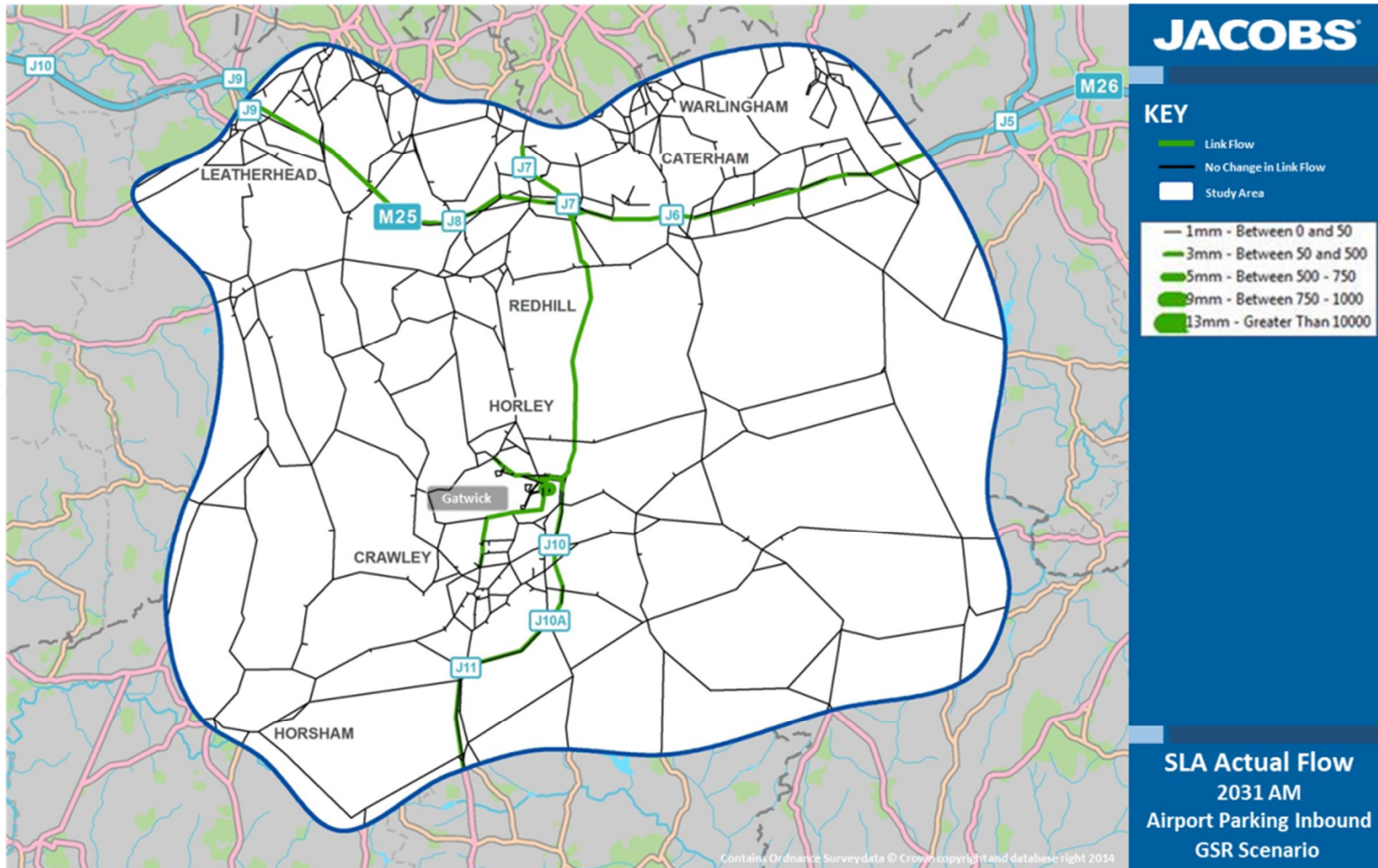


Figure 98: SLA actual flow of traffic traveling To Gatwick Long Stay Parking Second Runway IP on the strategic road network surrounding Gatwick

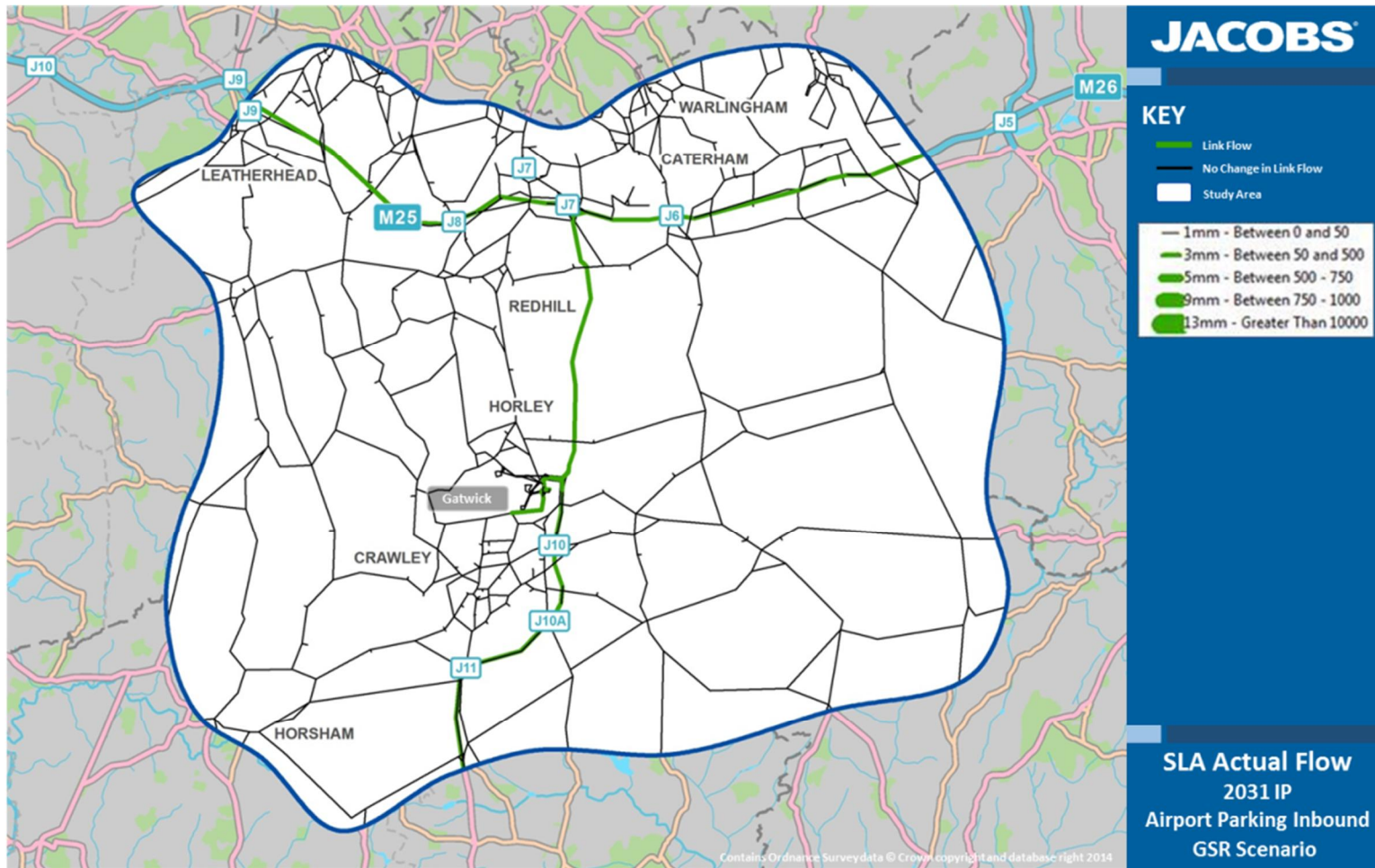


Figure 99: SLA actual flow of traffic traveling To Gatwick Long Stay Parking Second Runway PM on the strategic road network surrounding Gatwick

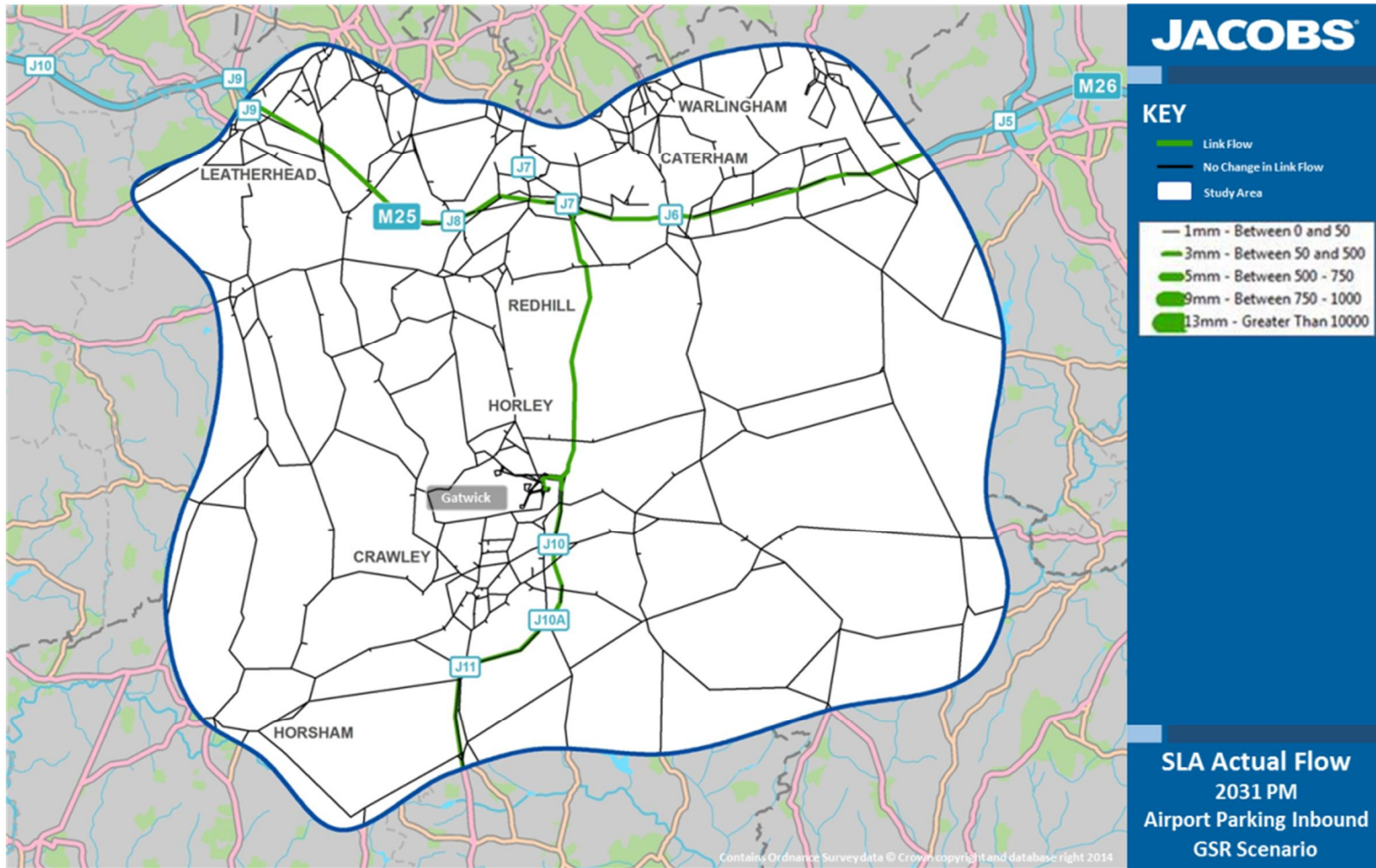


Figure 100: SLA actual flow of traffic traveling From Gatwick Long Stay Parking Second Runway AM on the strategic road network surrounding Gatwick

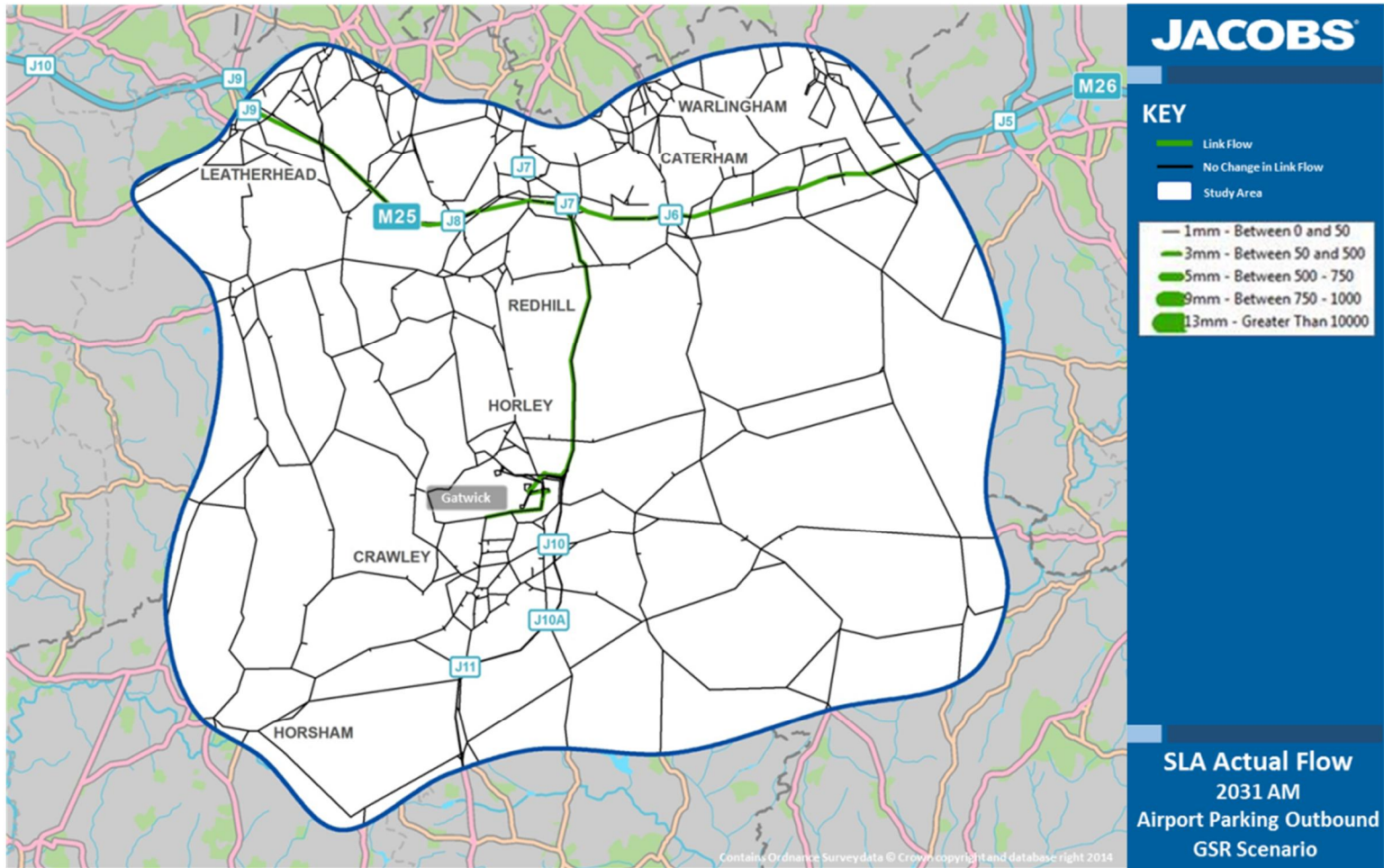


Figure 101: SLA actual flow of traffic traveling From Gatwick Long Stay Parking Second Runway IP on the strategic road network surrounding Gatwick

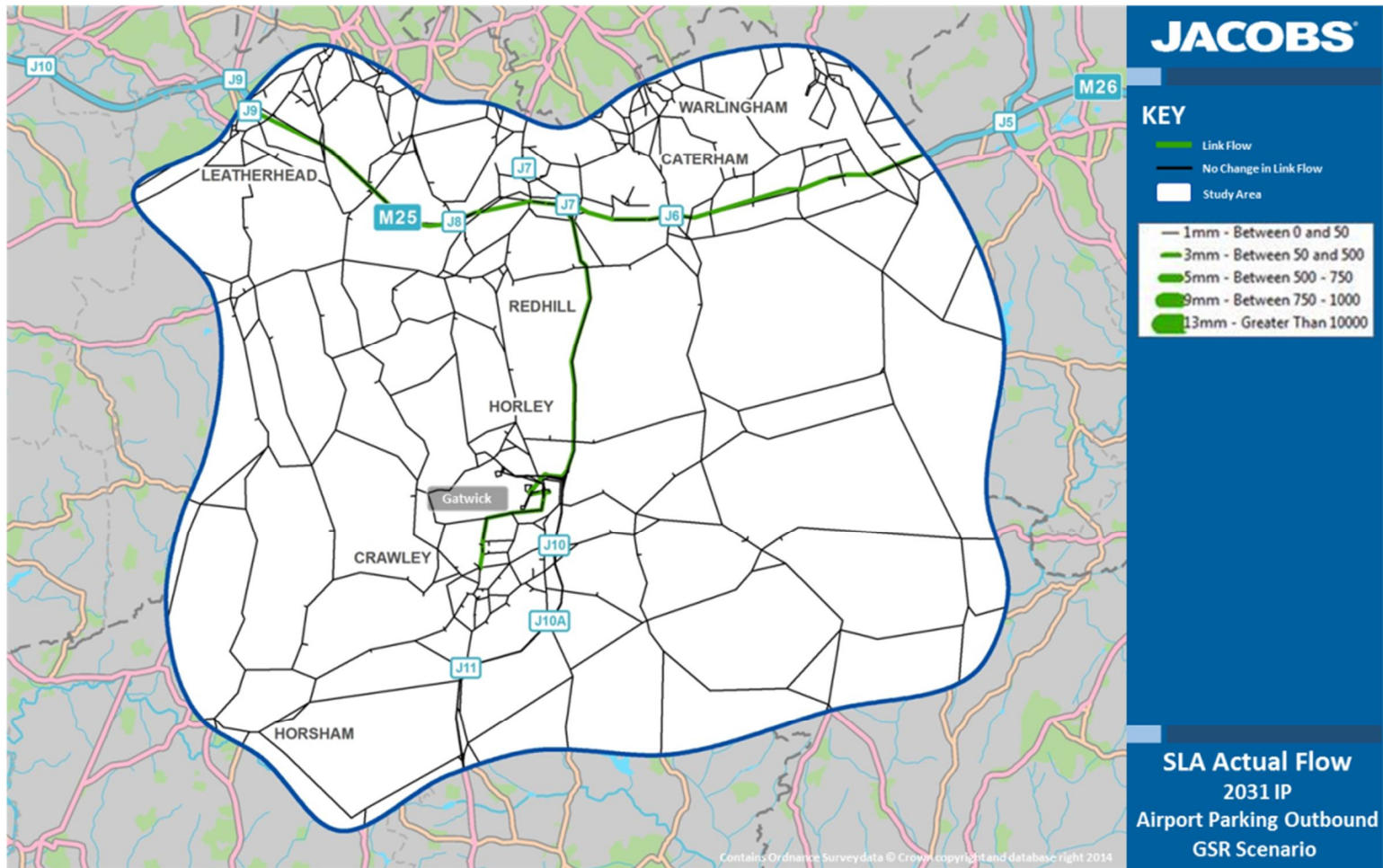


Figure 102: SLA actual flow of traffic traveling From Gatwick Long Stay Parking Second Runway PM on the strategic road network surrounding Gatwick

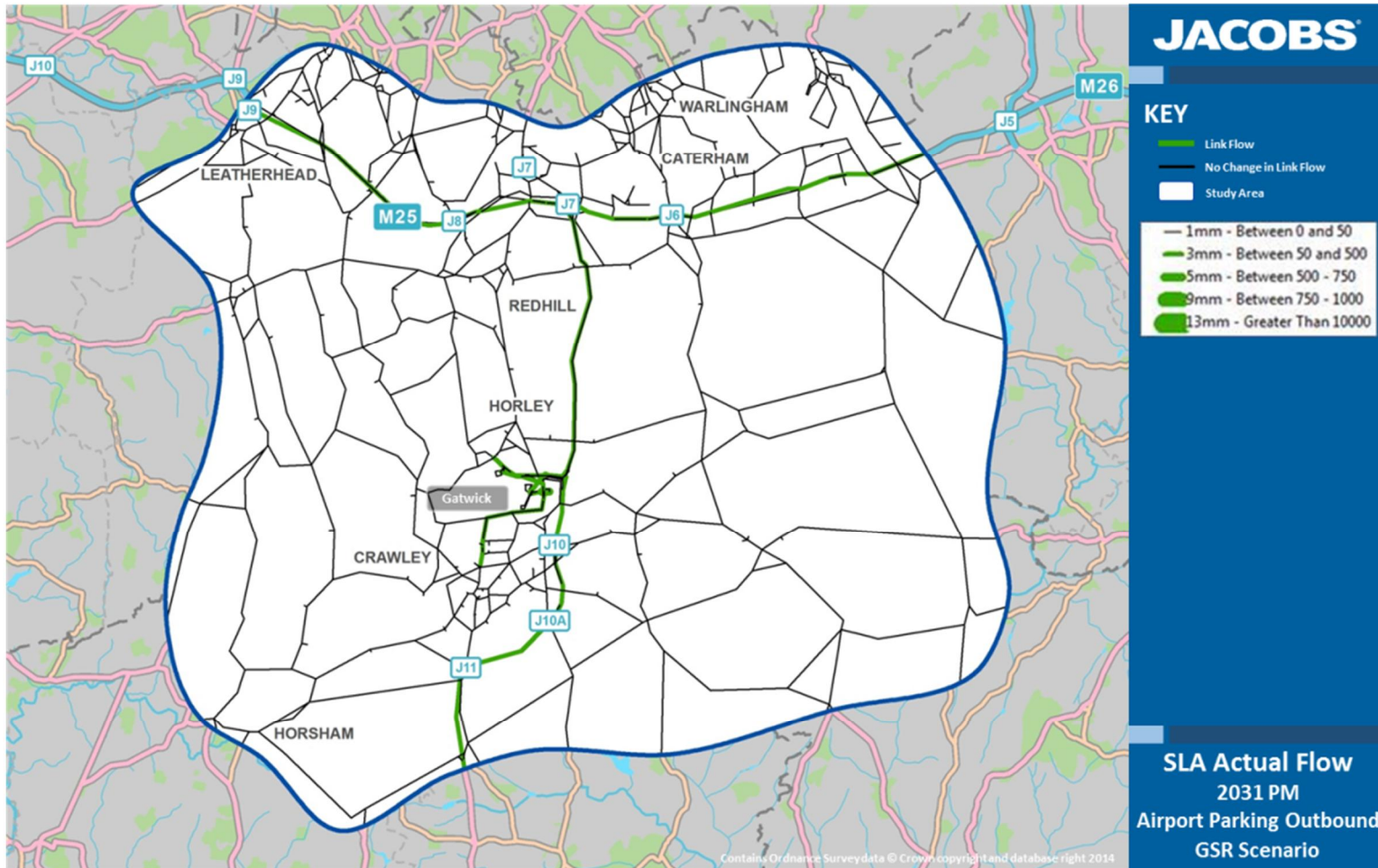




Figure 103: SLA queued flow of traffic traveling To Gatwick North Terminal Extended Baseline AM on the strategic road network surrounding Gatwick

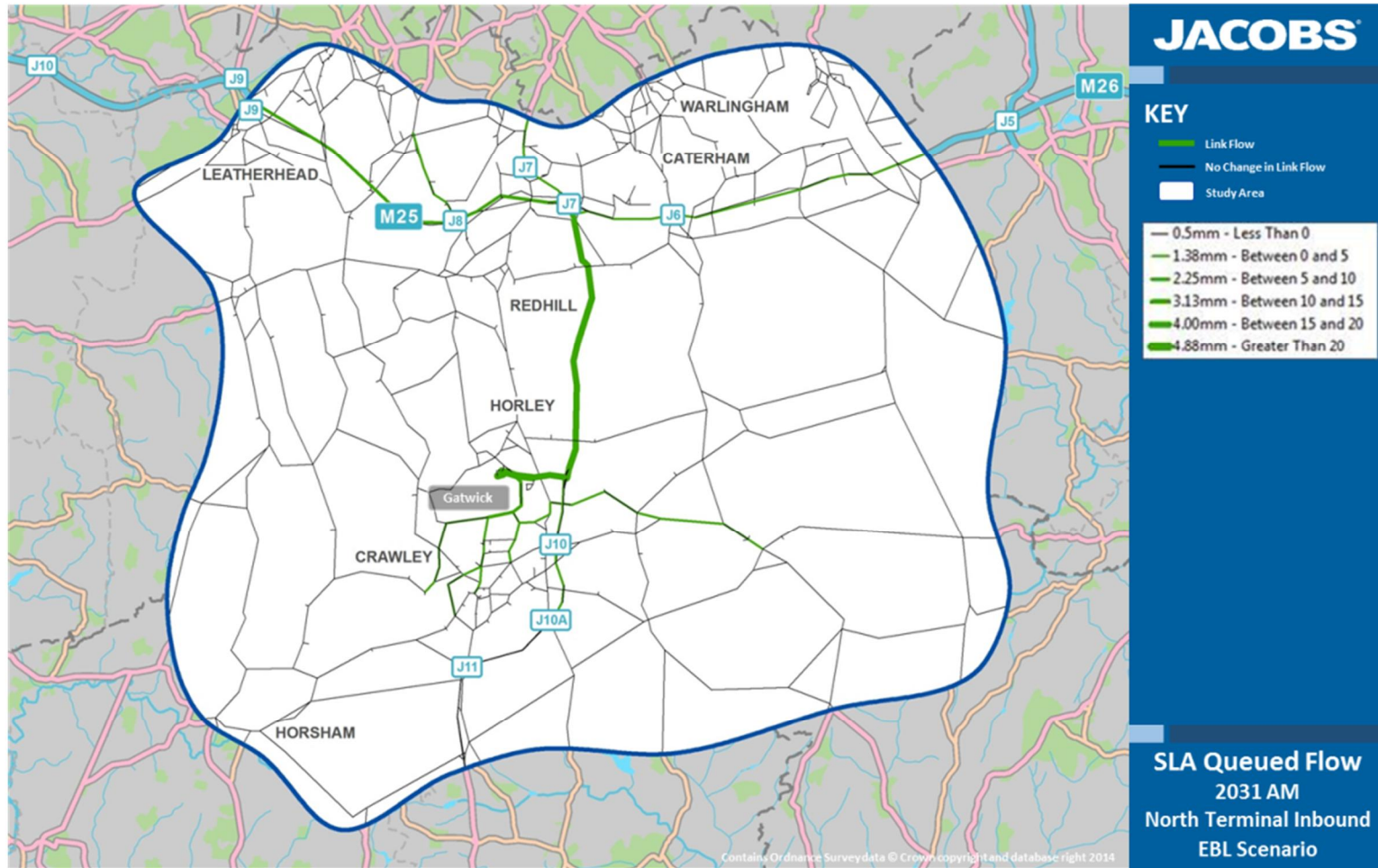


Figure 104: SLA queued flow of traffic traveling To Gatwick North Terminal Gatwick Second Runway AM on the strategic road network surrounding Gatwick

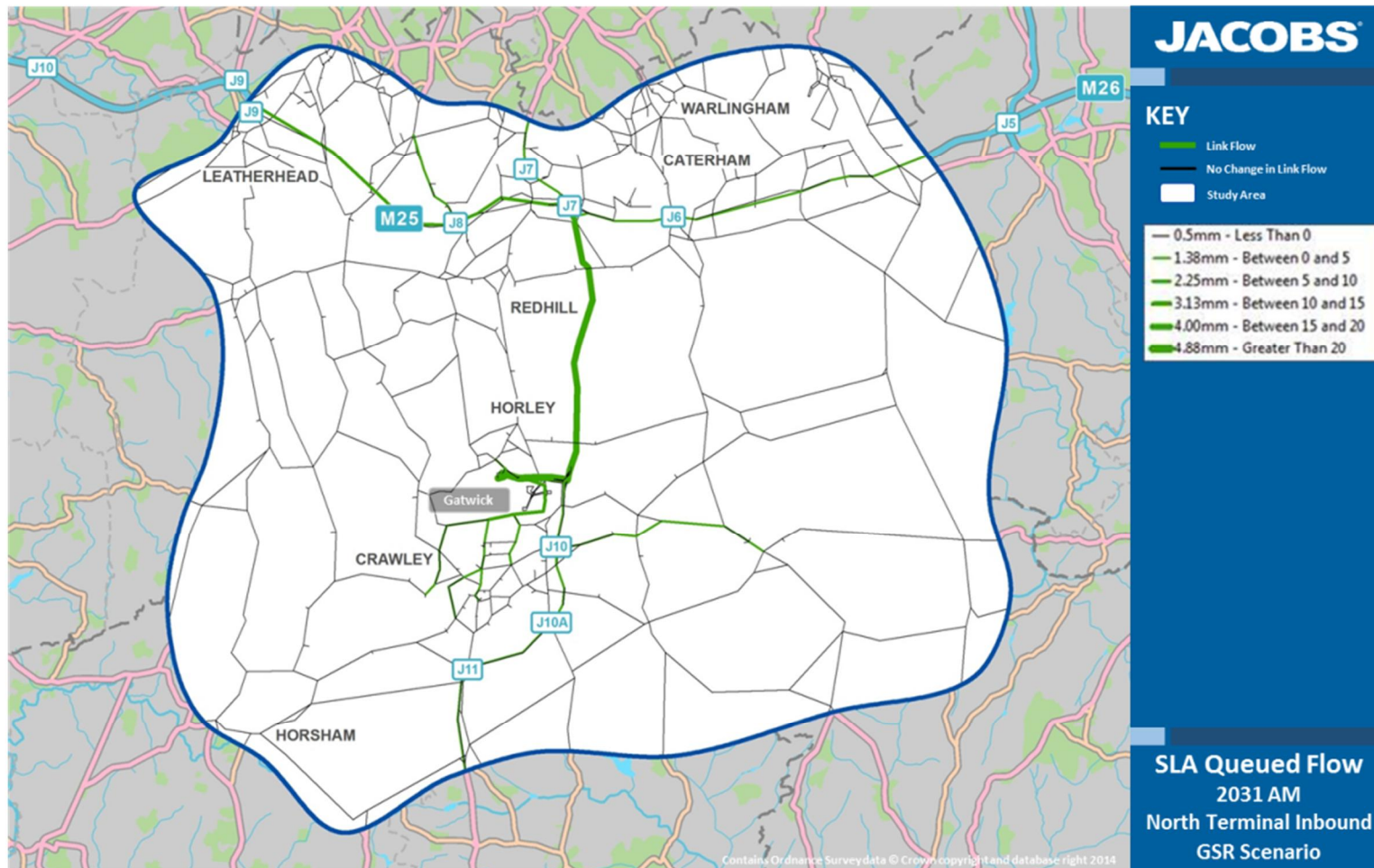


Figure 105: SLA queued flow of traffic traveling To Gatwick North Terminal Difference AM on the strategic road network surrounding Gatwick

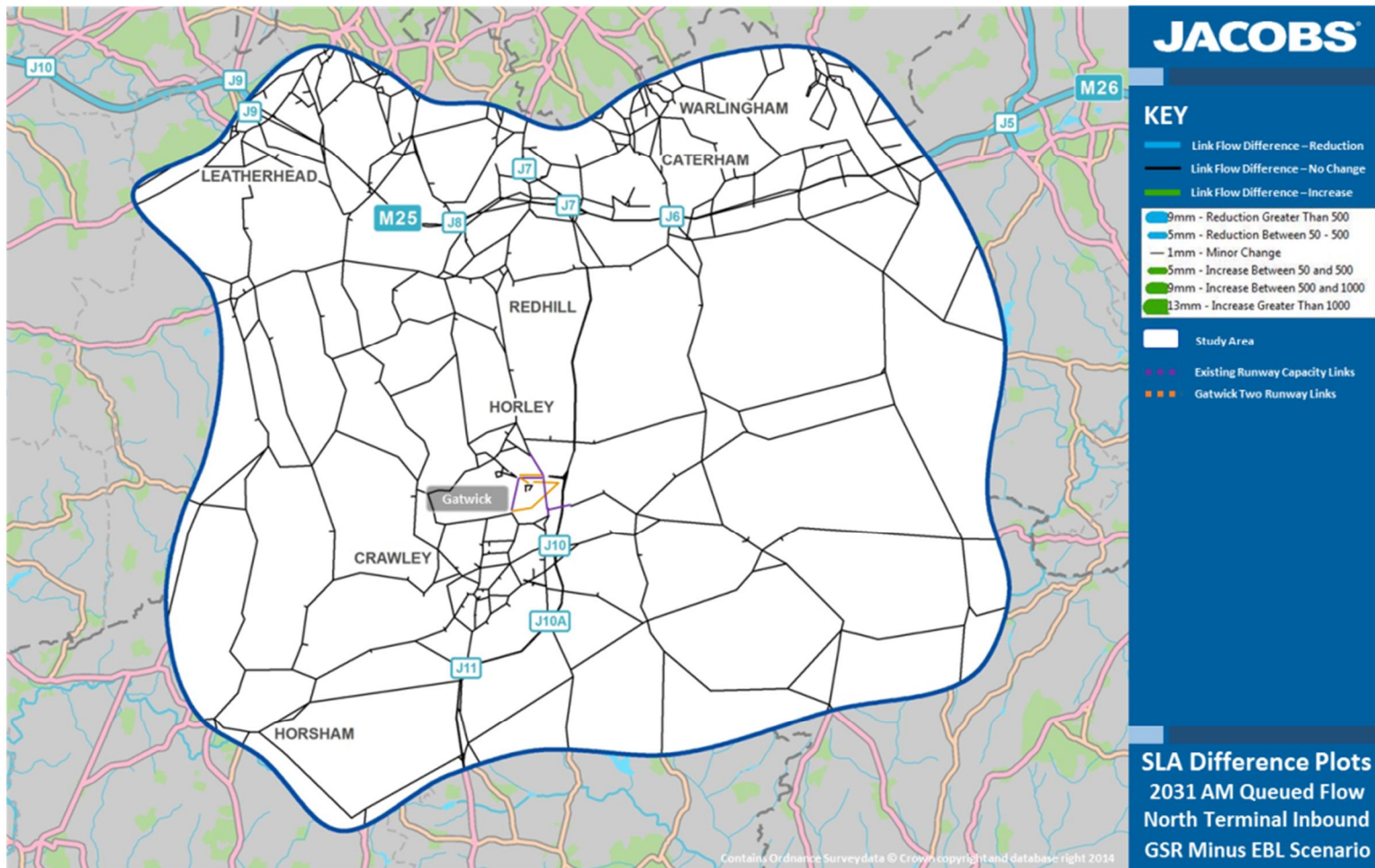


Figure 106: SLA queued flow of traffic traveling To Gatwick North Terminal Extended Baseline IP on the strategic road network surrounding Gatwick

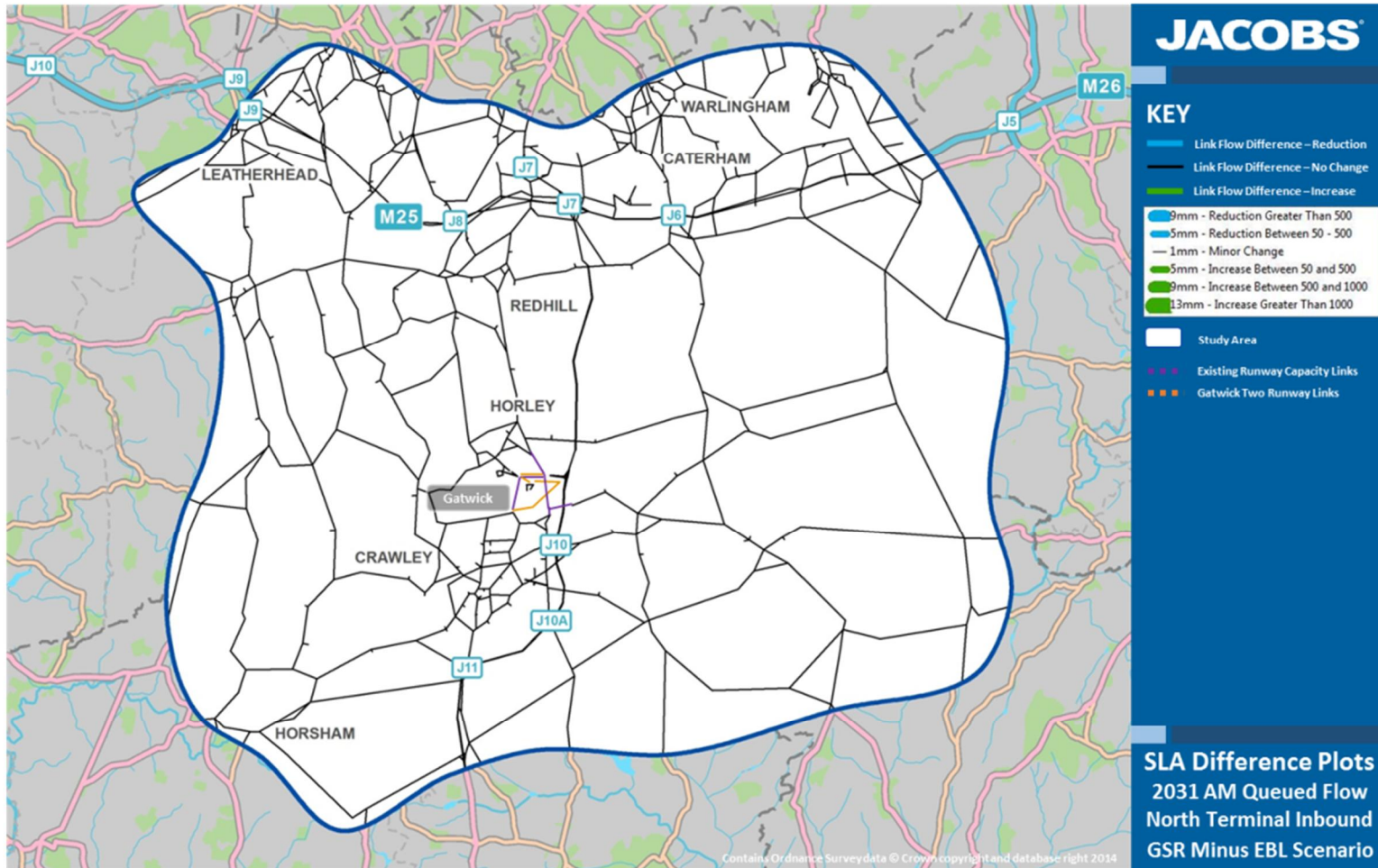


Figure 107: SLA queued flow of traffic traveling To Gatwick North Terminal Gatwick Second Runway IP on the strategic road network surrounding Gatwick

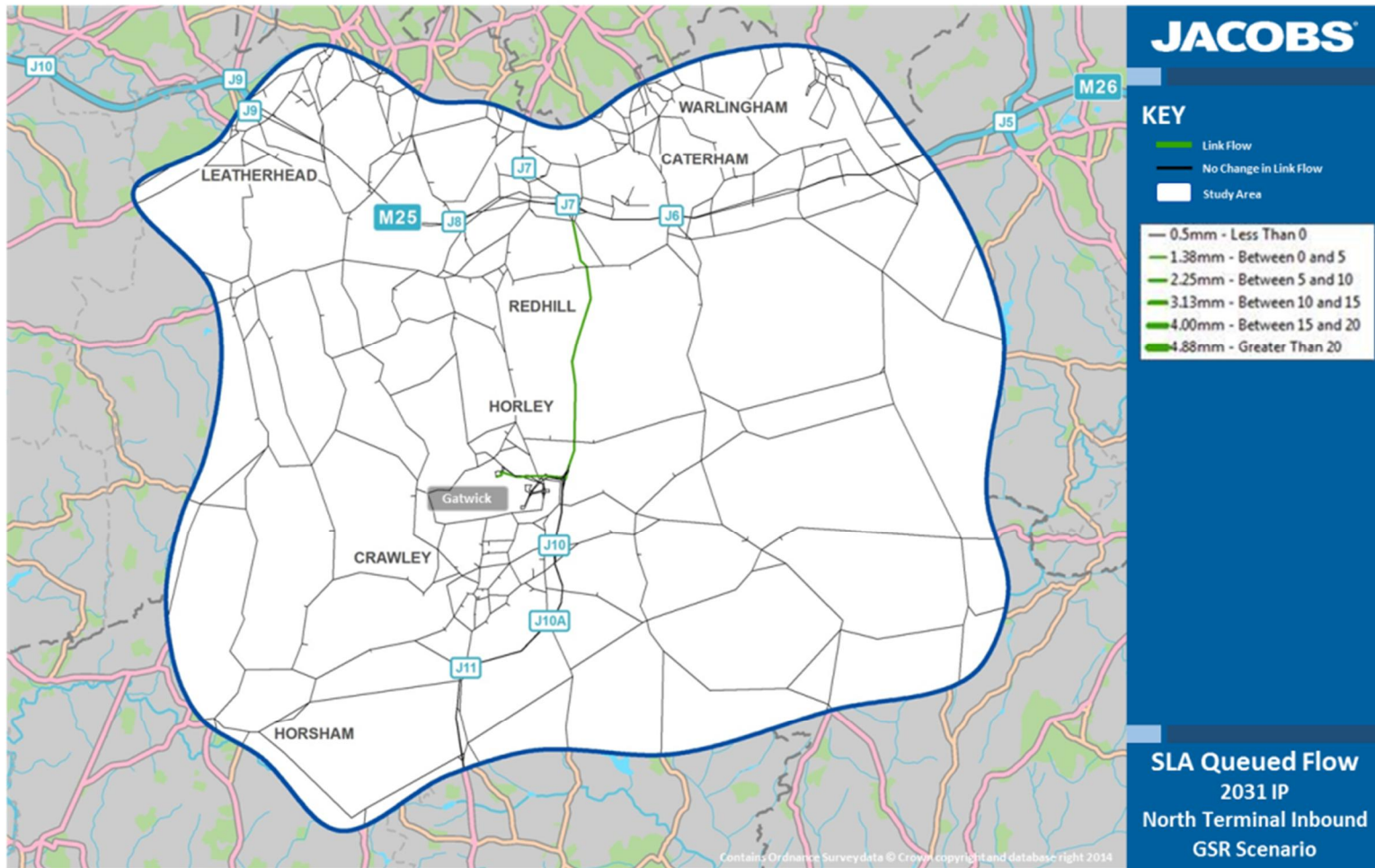


Figure 108: SLA queued flow of traffic traveling To Gatwick North Terminal Difference IP on the strategic road network surrounding Gatwick

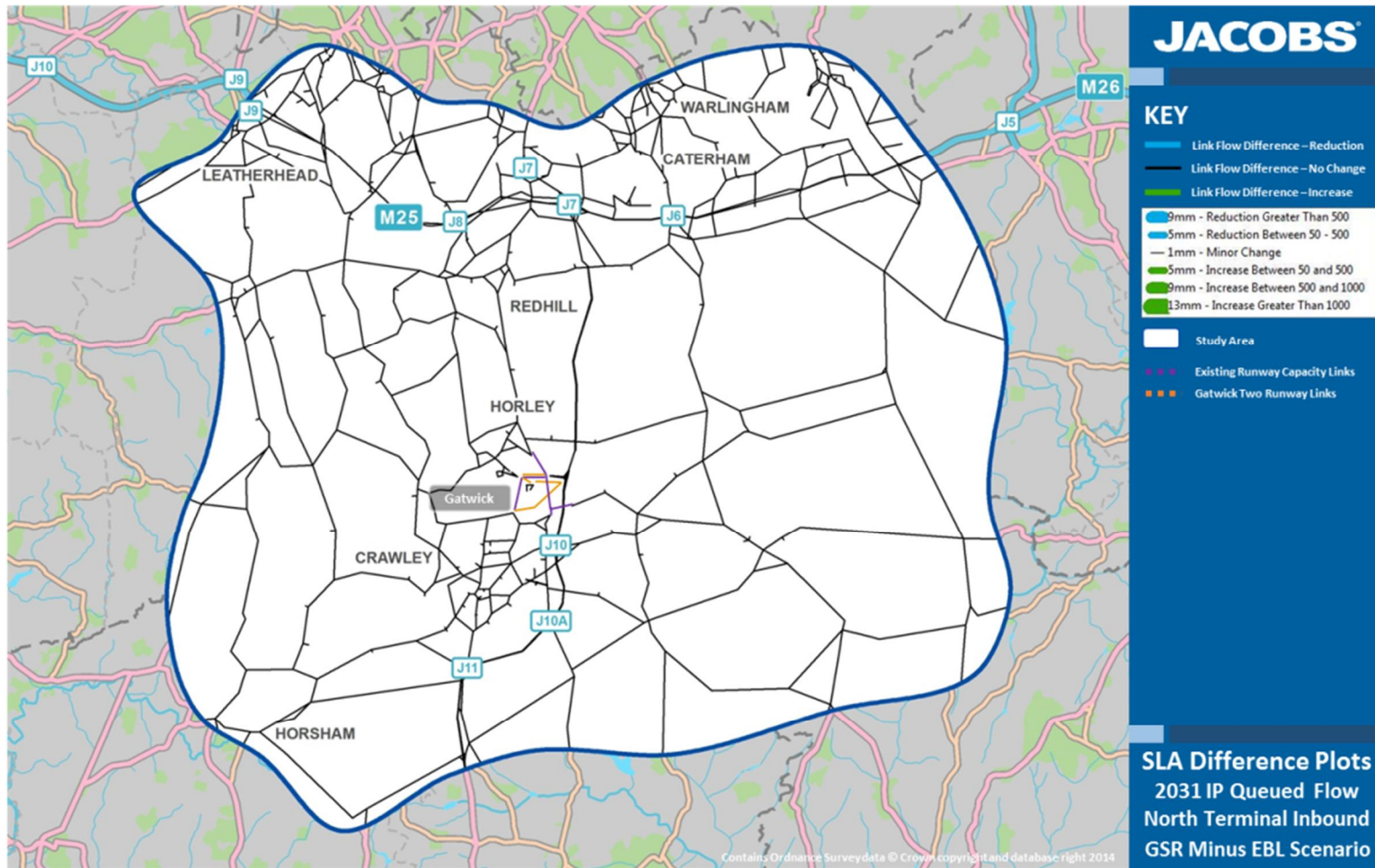


Figure 109: SLA queued flow of traffic traveling To Gatwick North Terminal Extended Baseline PM on the strategic road network surrounding Gatwick

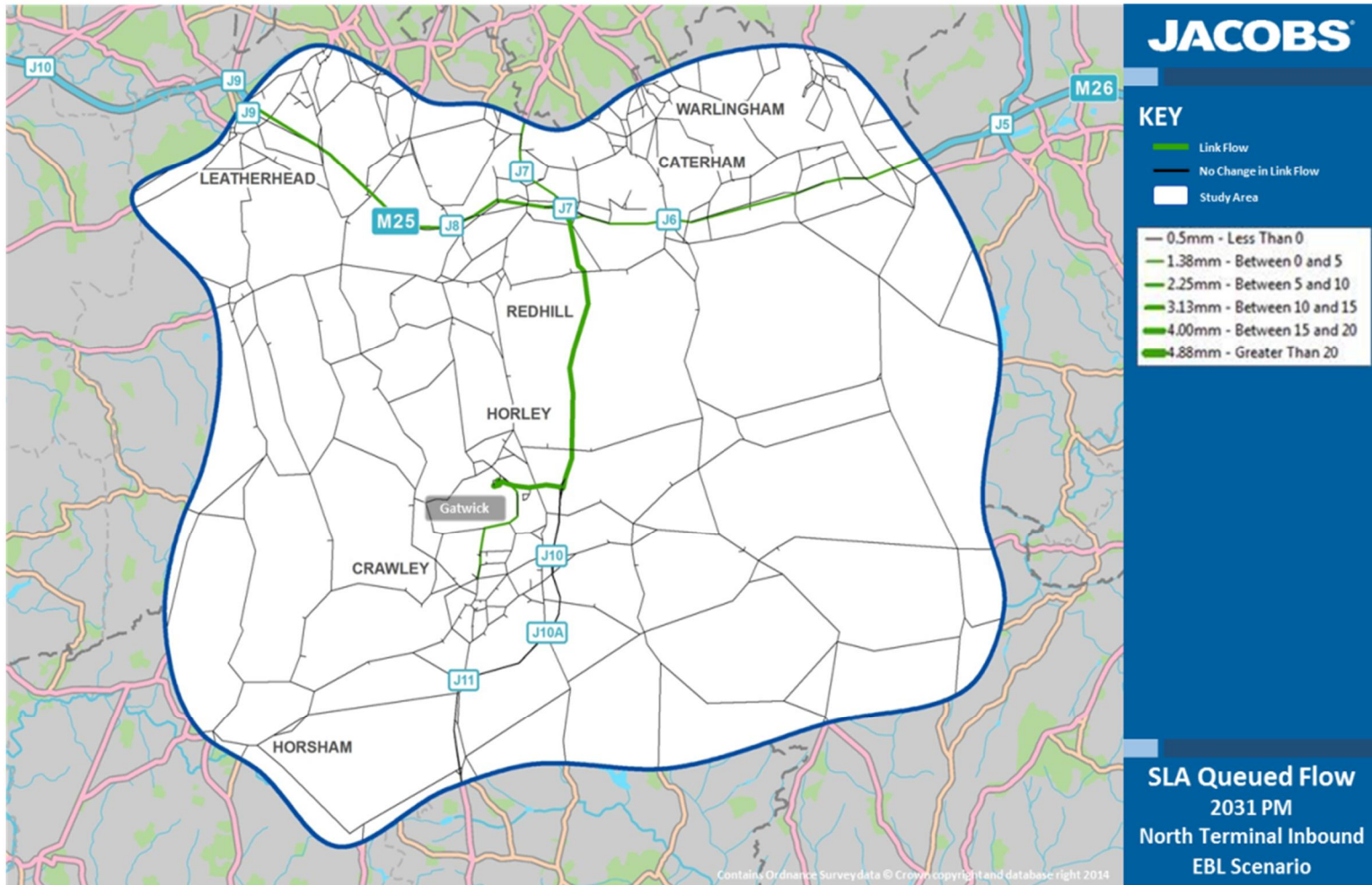


Figure 110: SLA queued flow of traffic traveling To Gatwick North Terminal Gatwick Second Runway PM on the strategic road network surrounding Gatwick

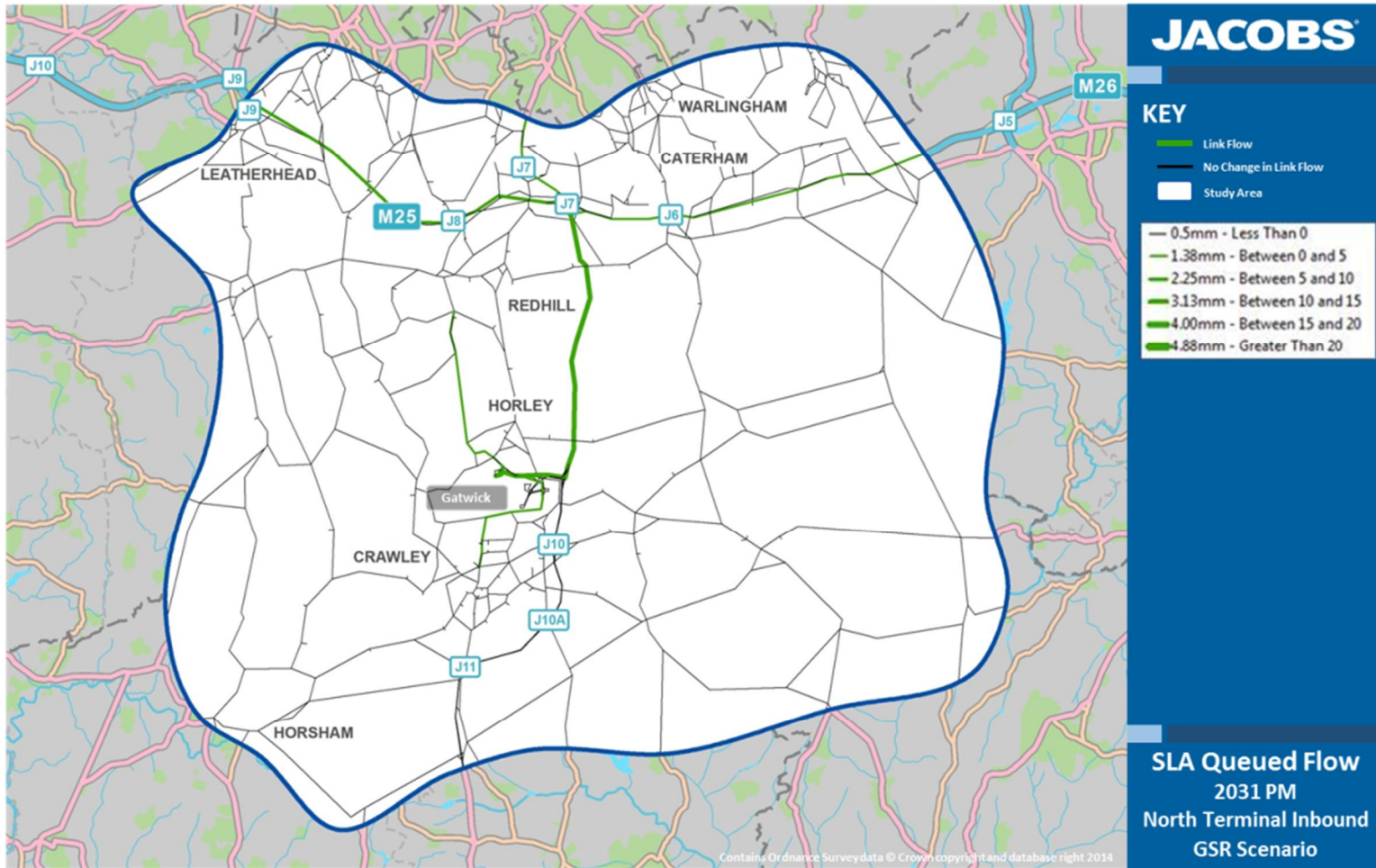




Figure 111: SLA queued flow of traffic traveling To Gatwick North Terminal Difference PM on the strategic road network surrounding Gatwick

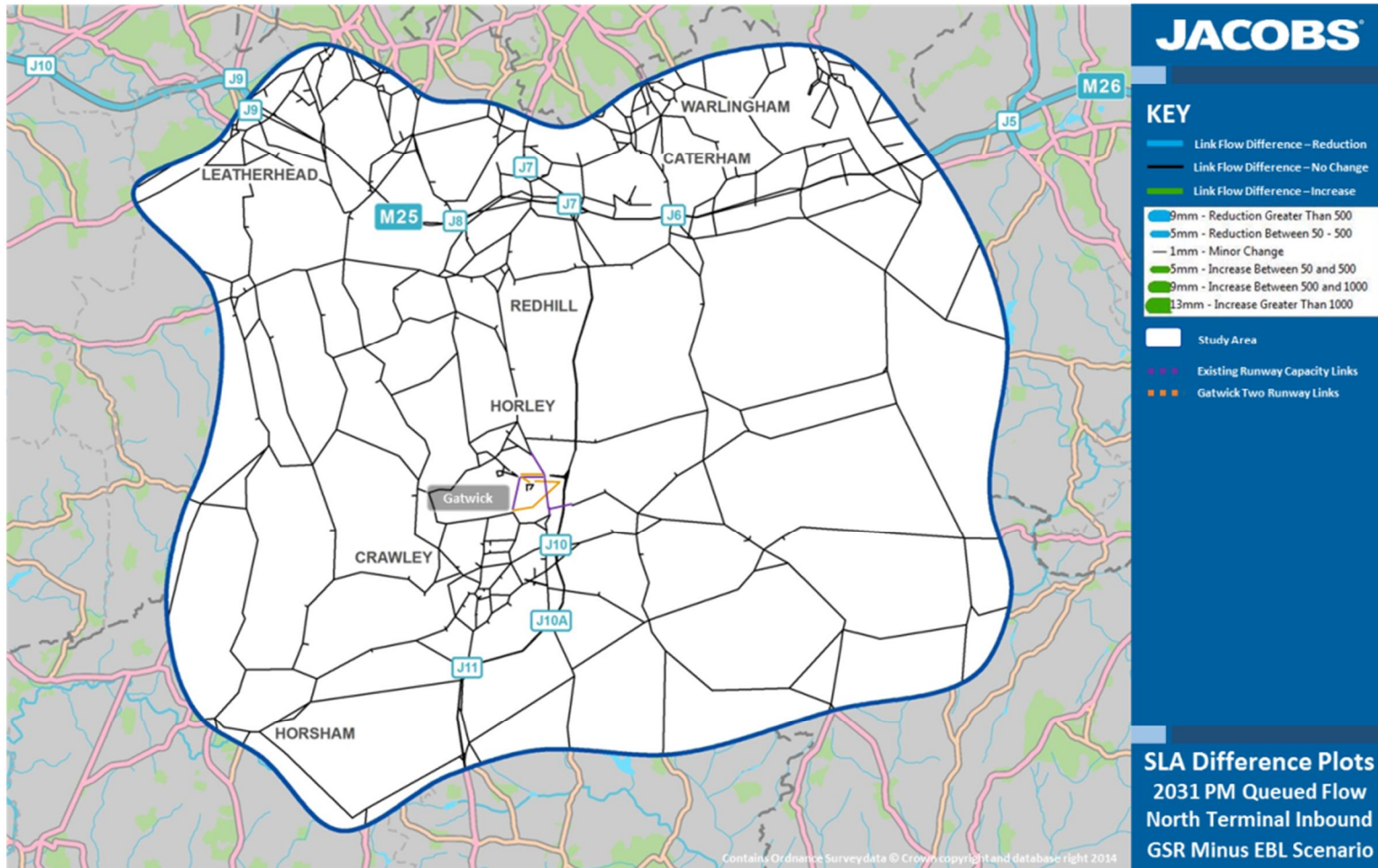


Figure 112: SLA queued flow of traffic traveling From Gatwick North Terminal Extended Baseline AM on the strategic road network surrounding Gatwick

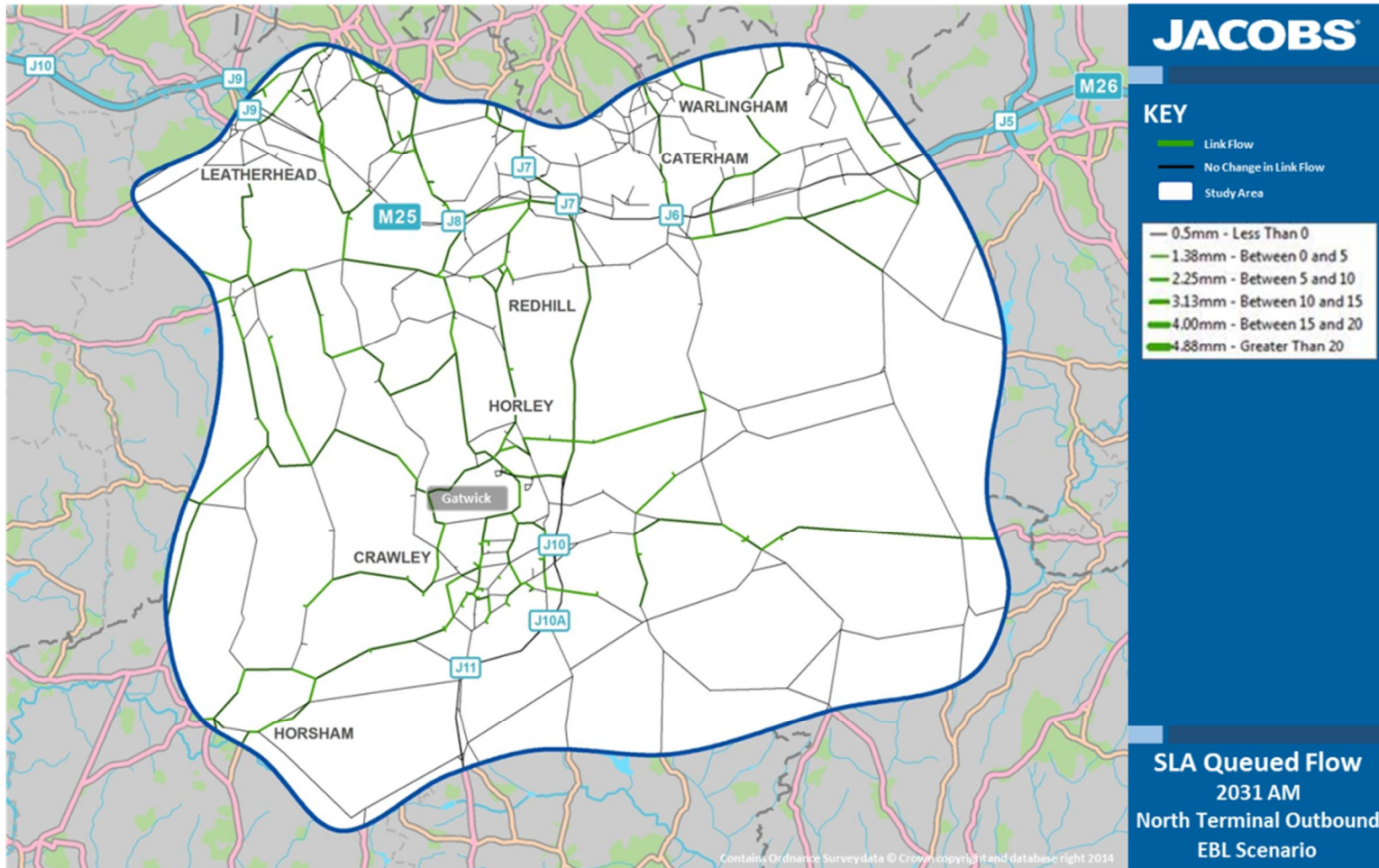


Figure 113: SLA queued flow of traffic traveling From Gatwick North Terminal Gatwick Second Runway AM on the strategic road network surrounding Gatwick

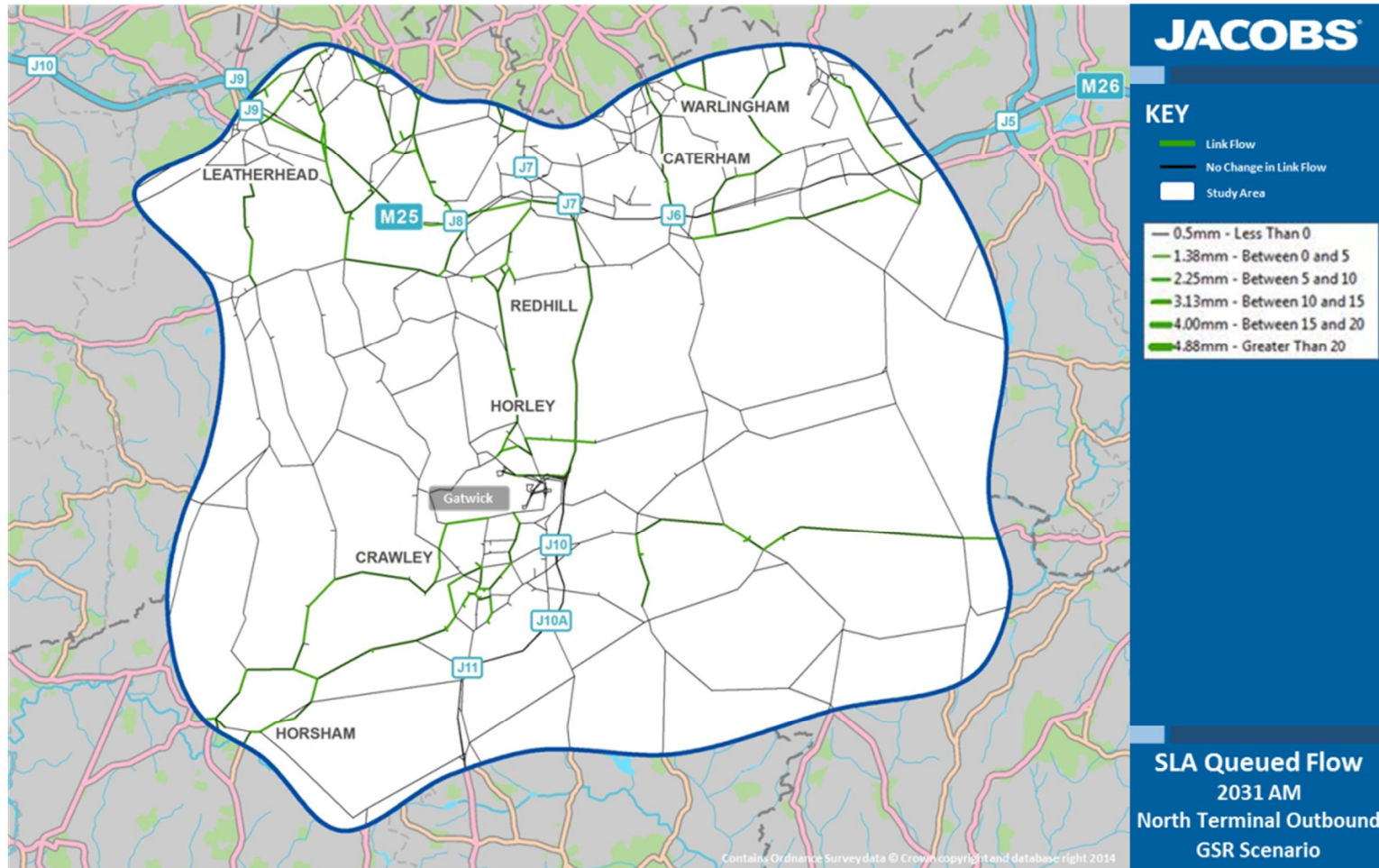


Figure 114: SLA queued flow of traffic traveling From Gatwick North Terminal Difference AM on the strategic road network surrounding Gatwick

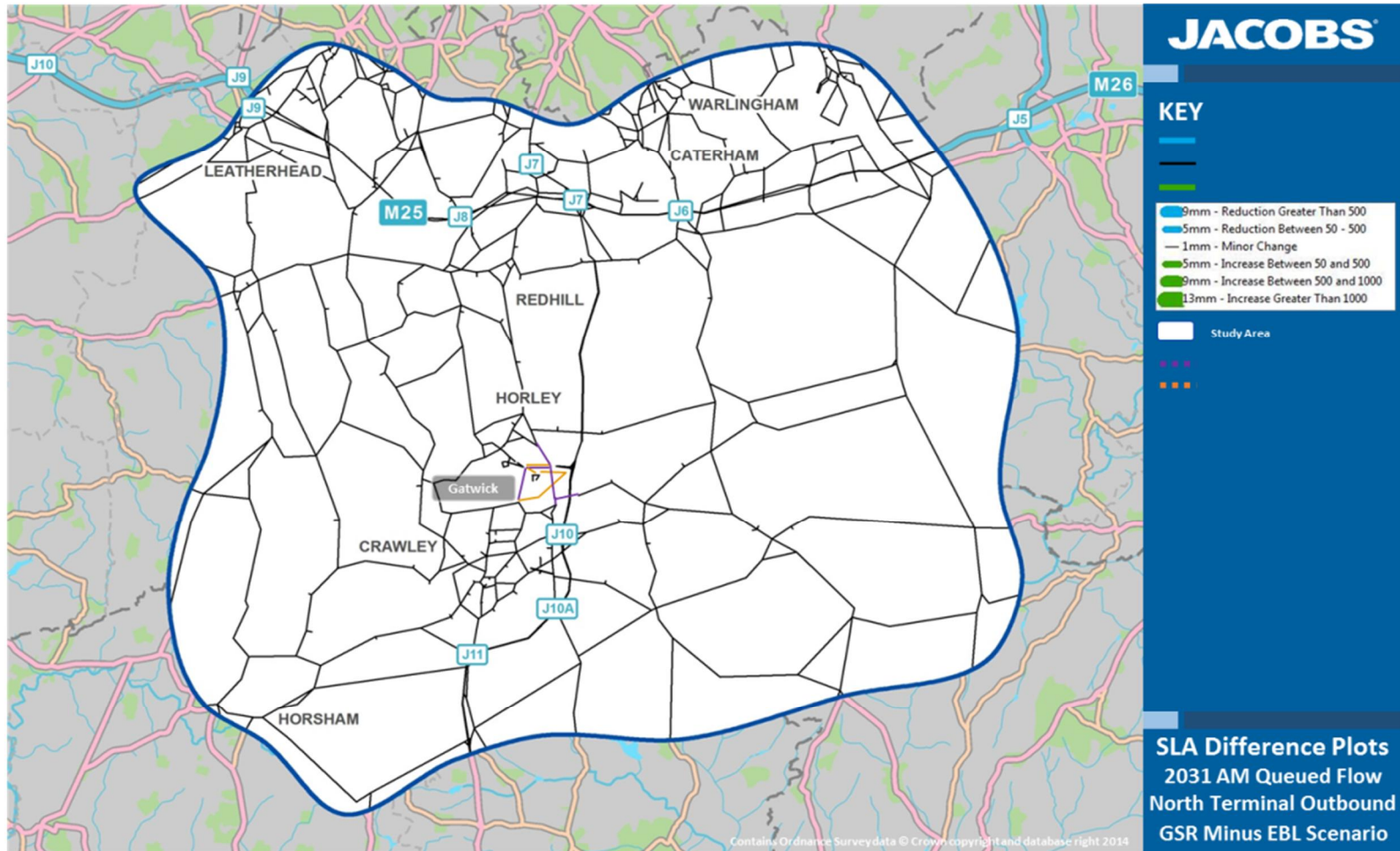


Figure 115: SLA queued flow of traffic traveling From Gatwick North Terminal Extended Baseline IP on the strategic road network surrounding Gatwick

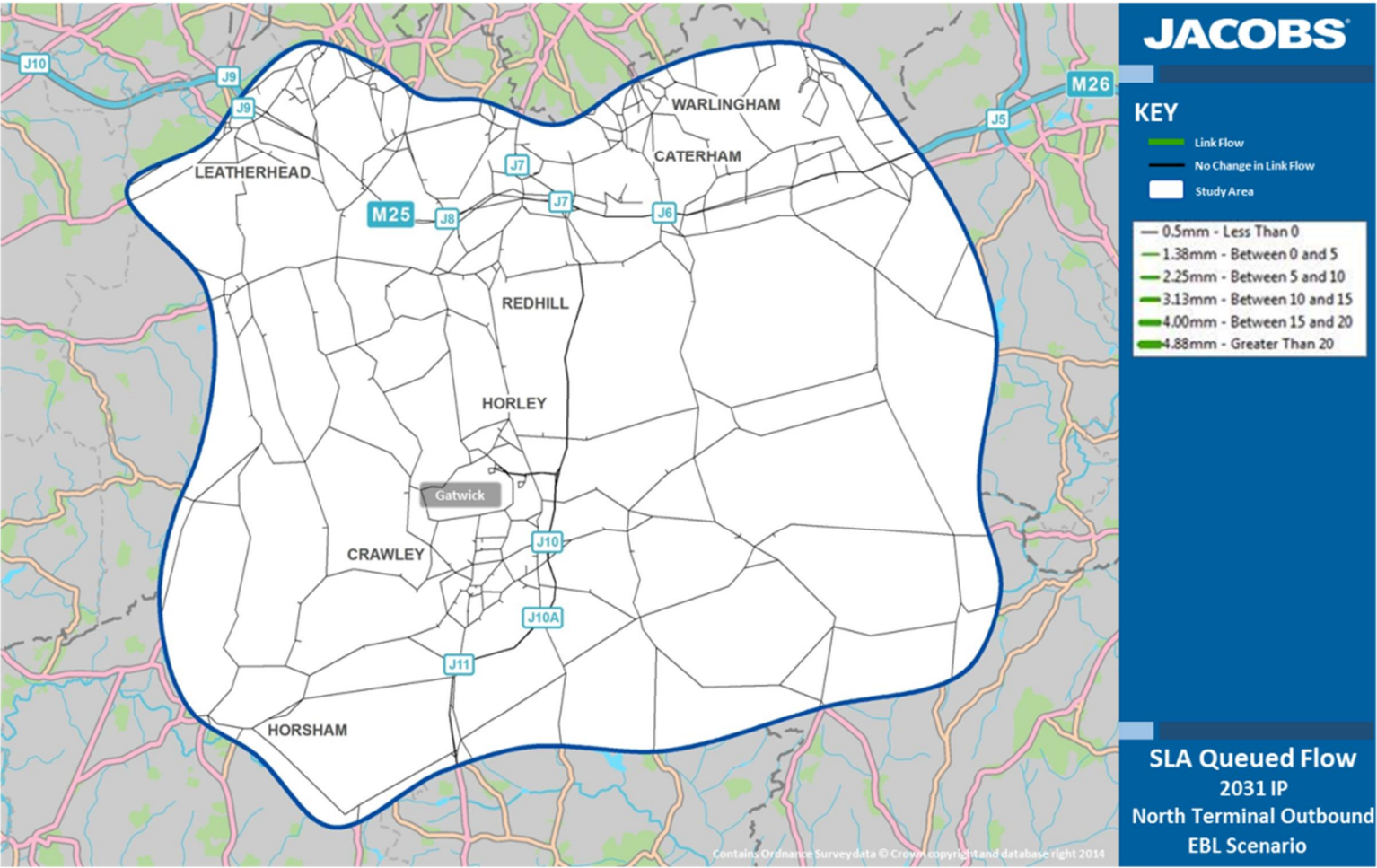


Figure 116: SLA queued flow of traffic traveling From Gatwick North Terminal Gatwick Second Runway IP on the strategic road network surrounding Gatwick

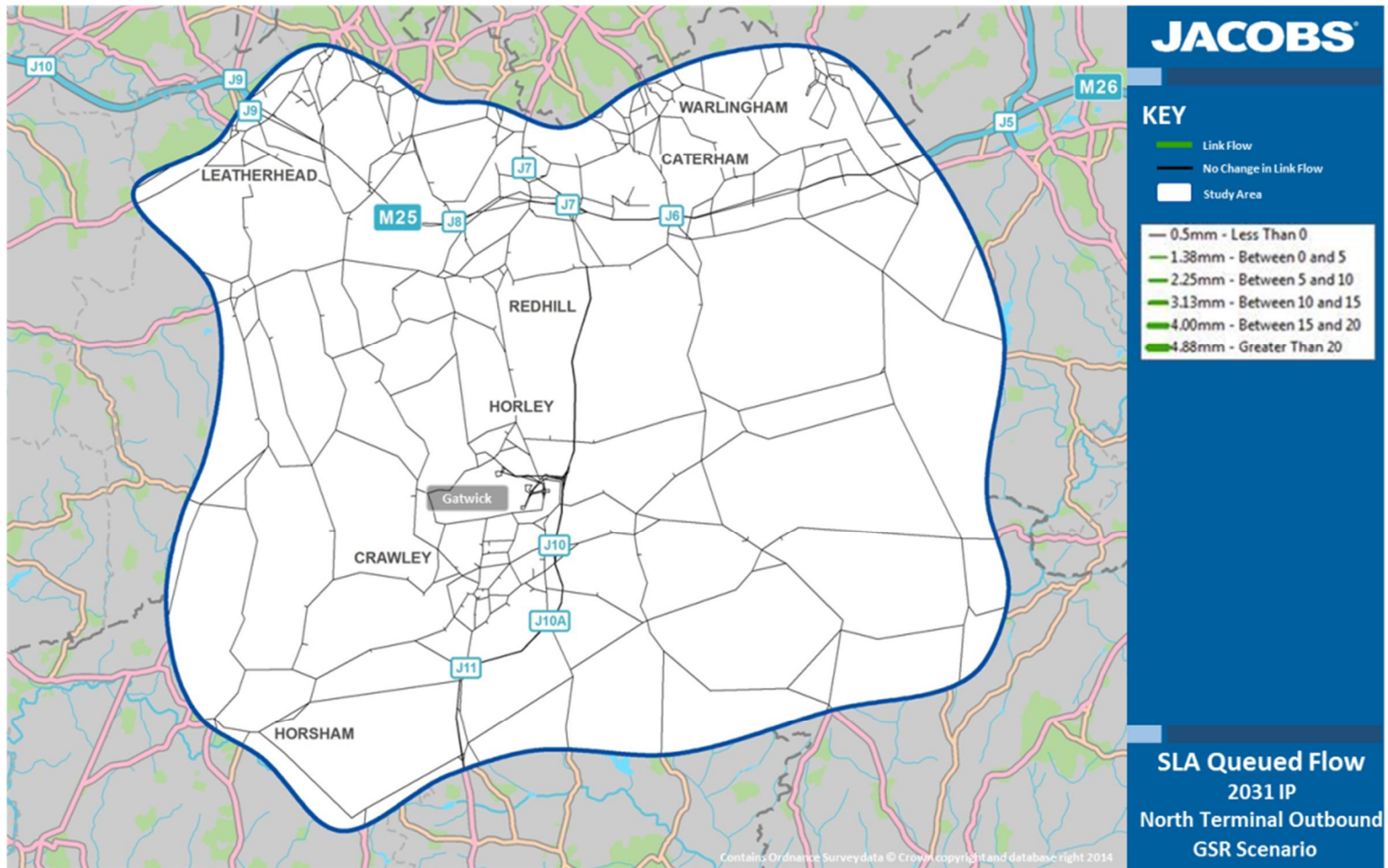


Figure 117: SLA queued flow of traffic traveling From Gatwick North Terminal Difference IP on the strategic road network surrounding Gatwick

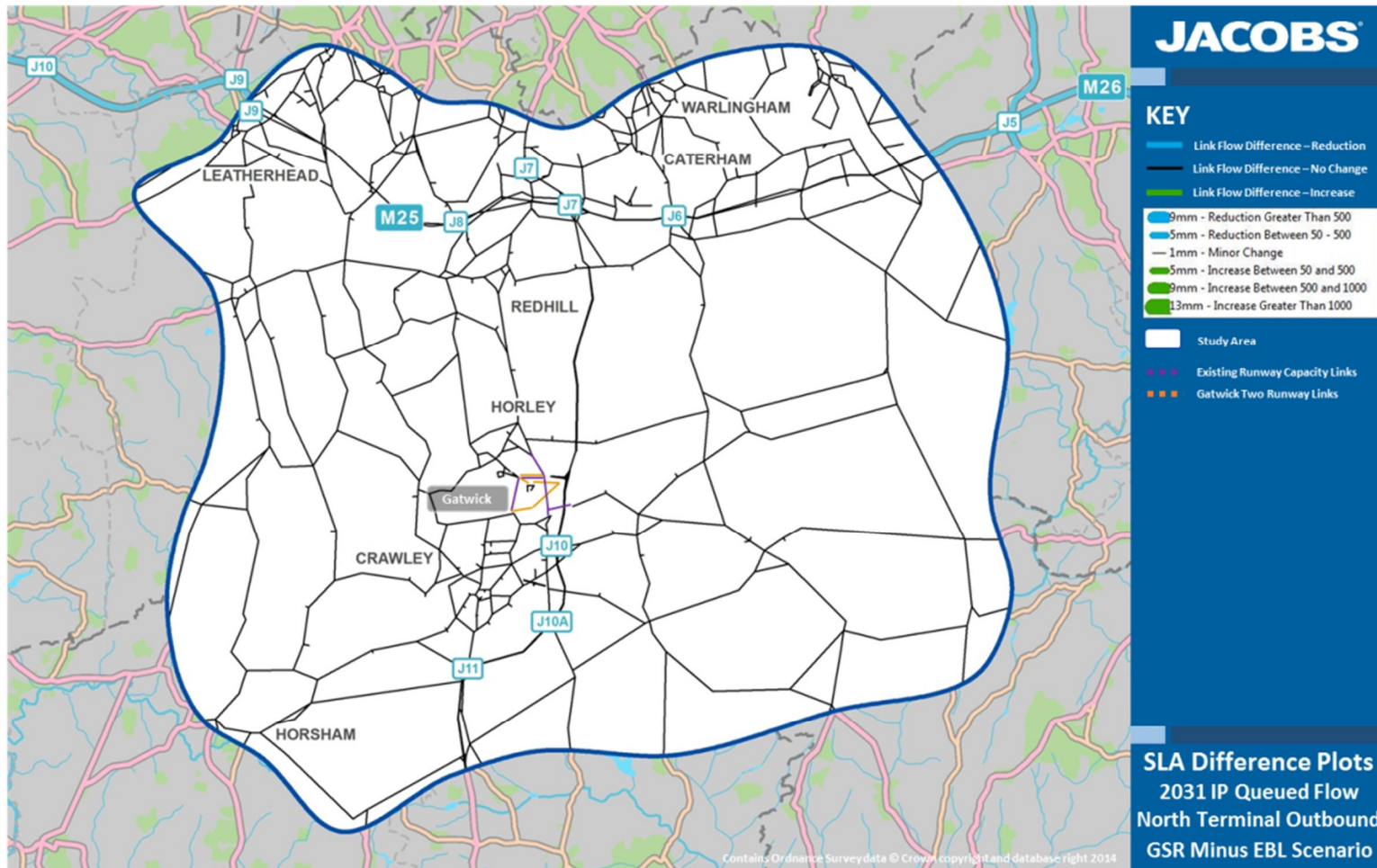


Figure 118: SLA queued flow of traffic traveling From Gatwick North Terminal Extended Baseline PM on the strategic road network surrounding Gatwick

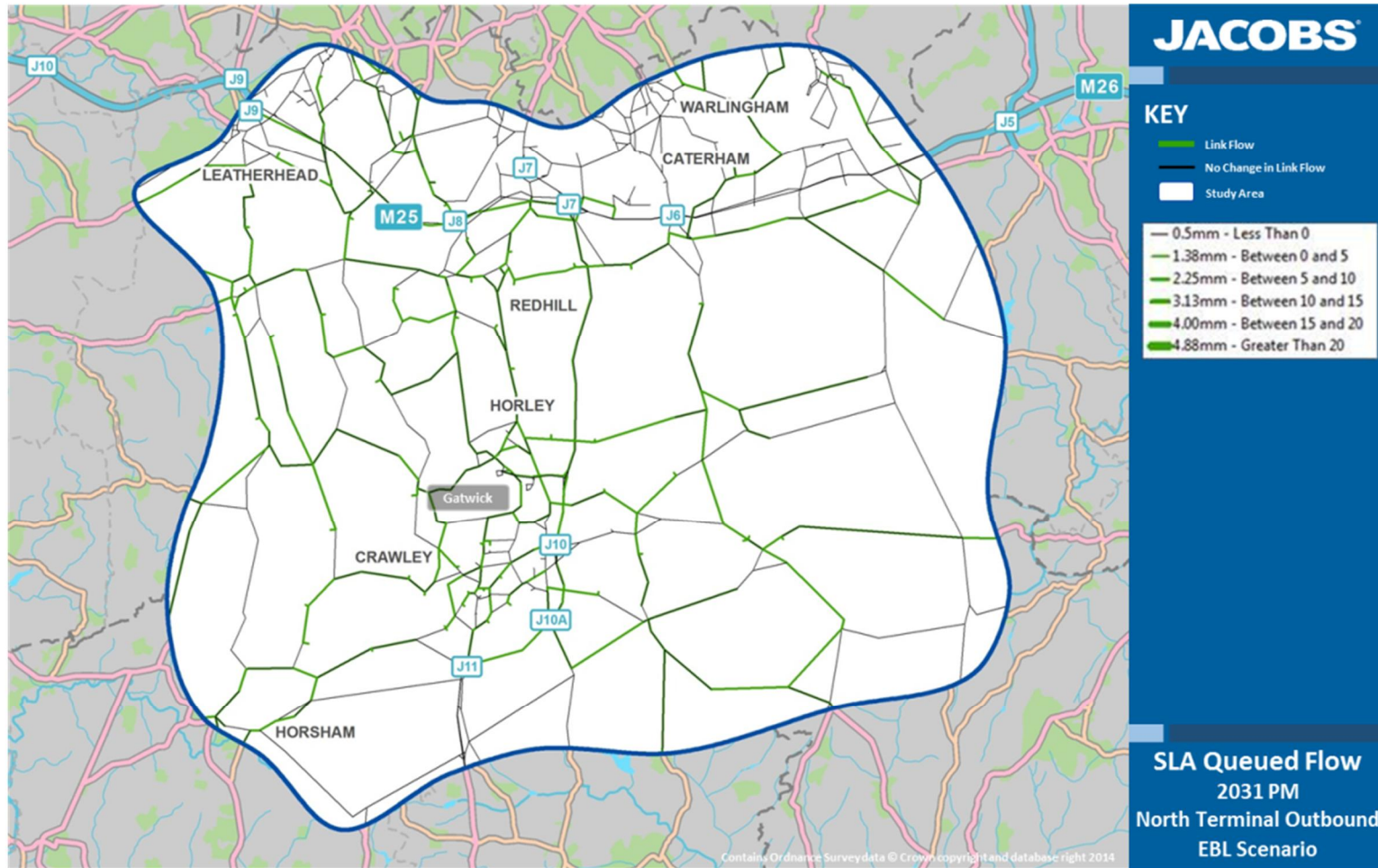




Figure 119: SLA queued flow of traffic traveling From Gatwick North Terminal Gatwick Second Runway PM on the strategic road network surrounding Gatwick

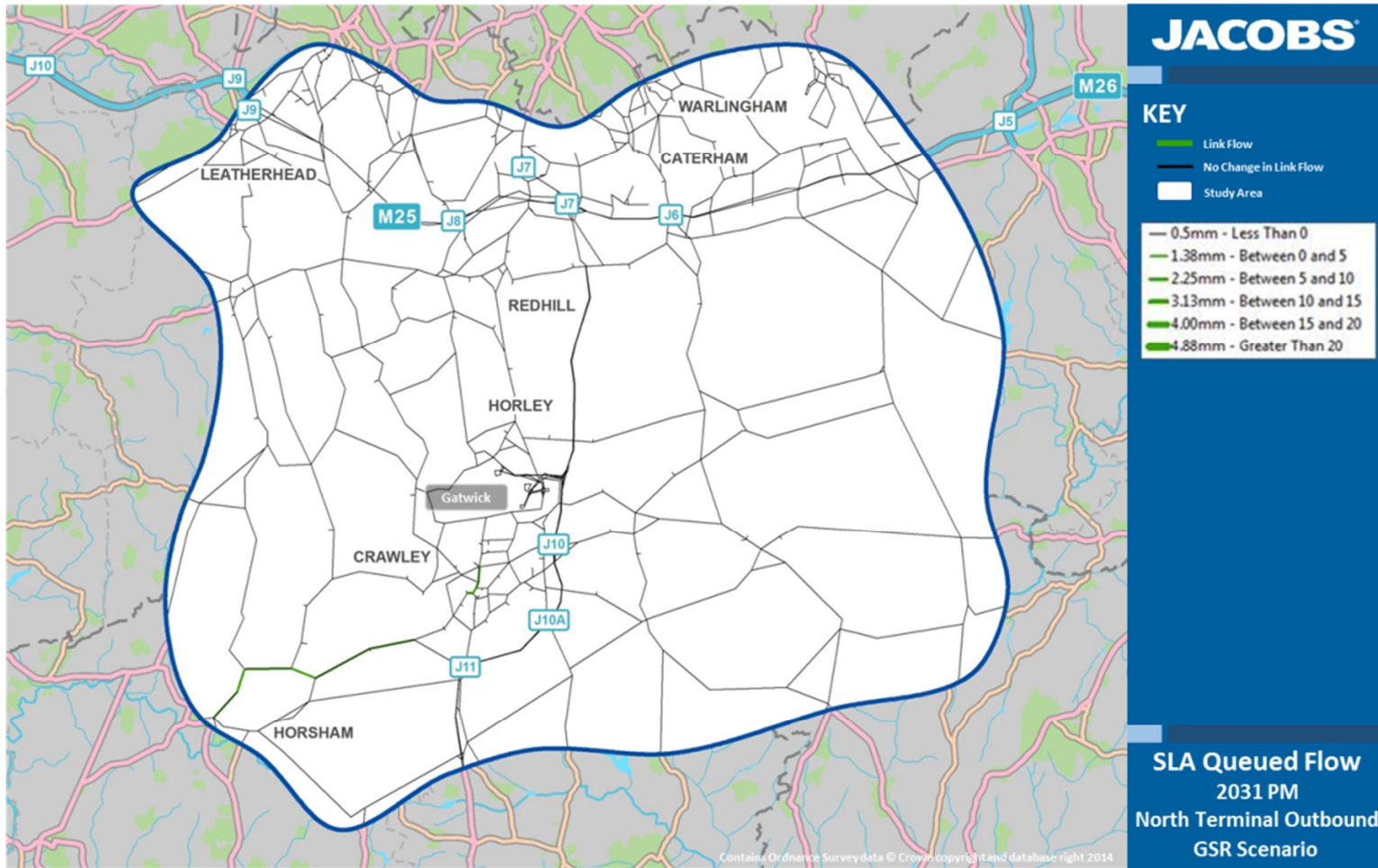


Figure 120: SLA queued flow of traffic traveling From Gatwick North Terminal Difference PM on the strategic road network surrounding Gatwick

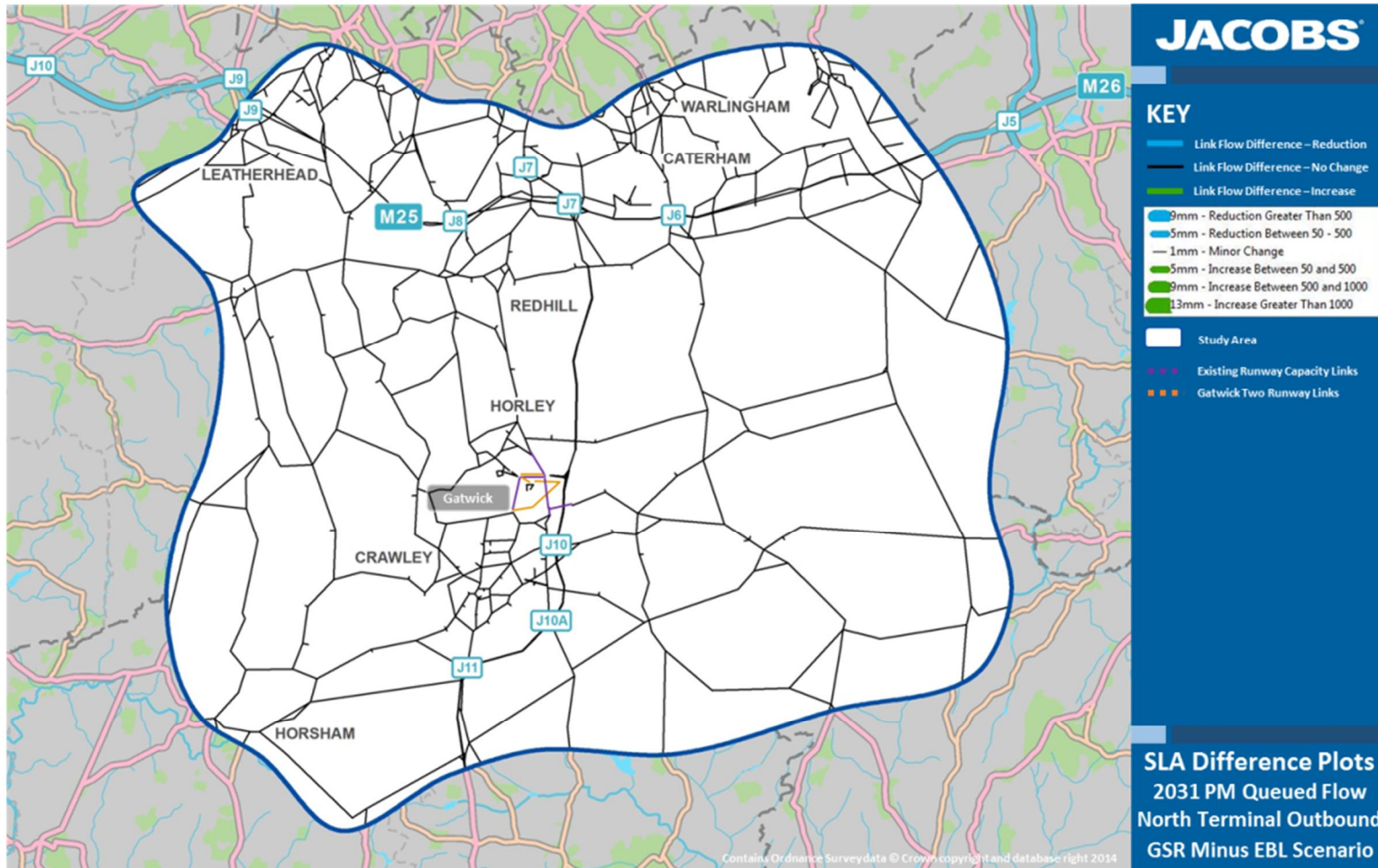


Figure 121: SLA queued flow of traffic traveling To Gatwick South Terminal Extended Baseline AM on the strategic road network surrounding Gatwick

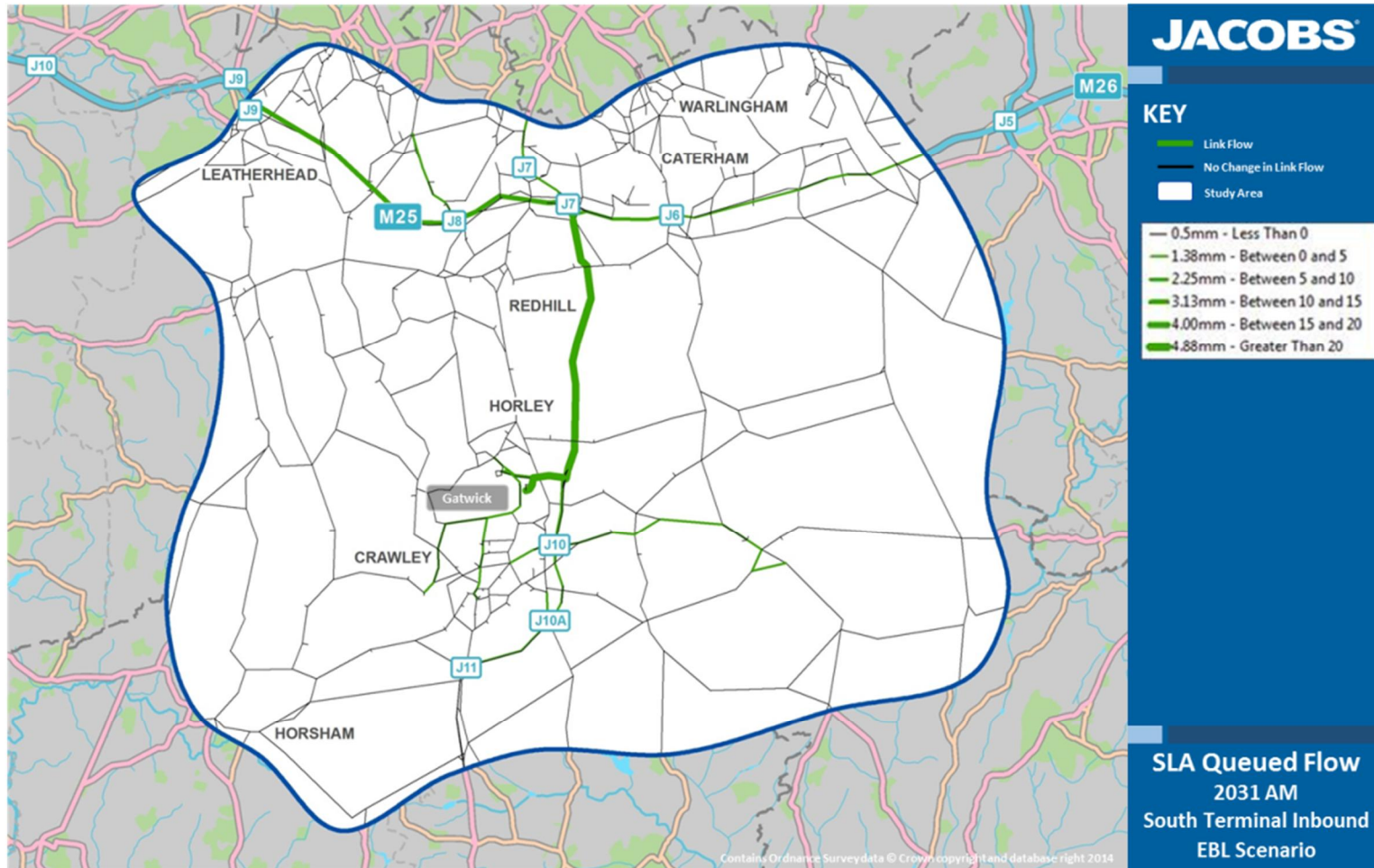


Figure 122: SLA queued flow of traffic traveling To Gatwick South Terminal Gatwick Second Runway AM on the strategic road network surrounding Gatwick

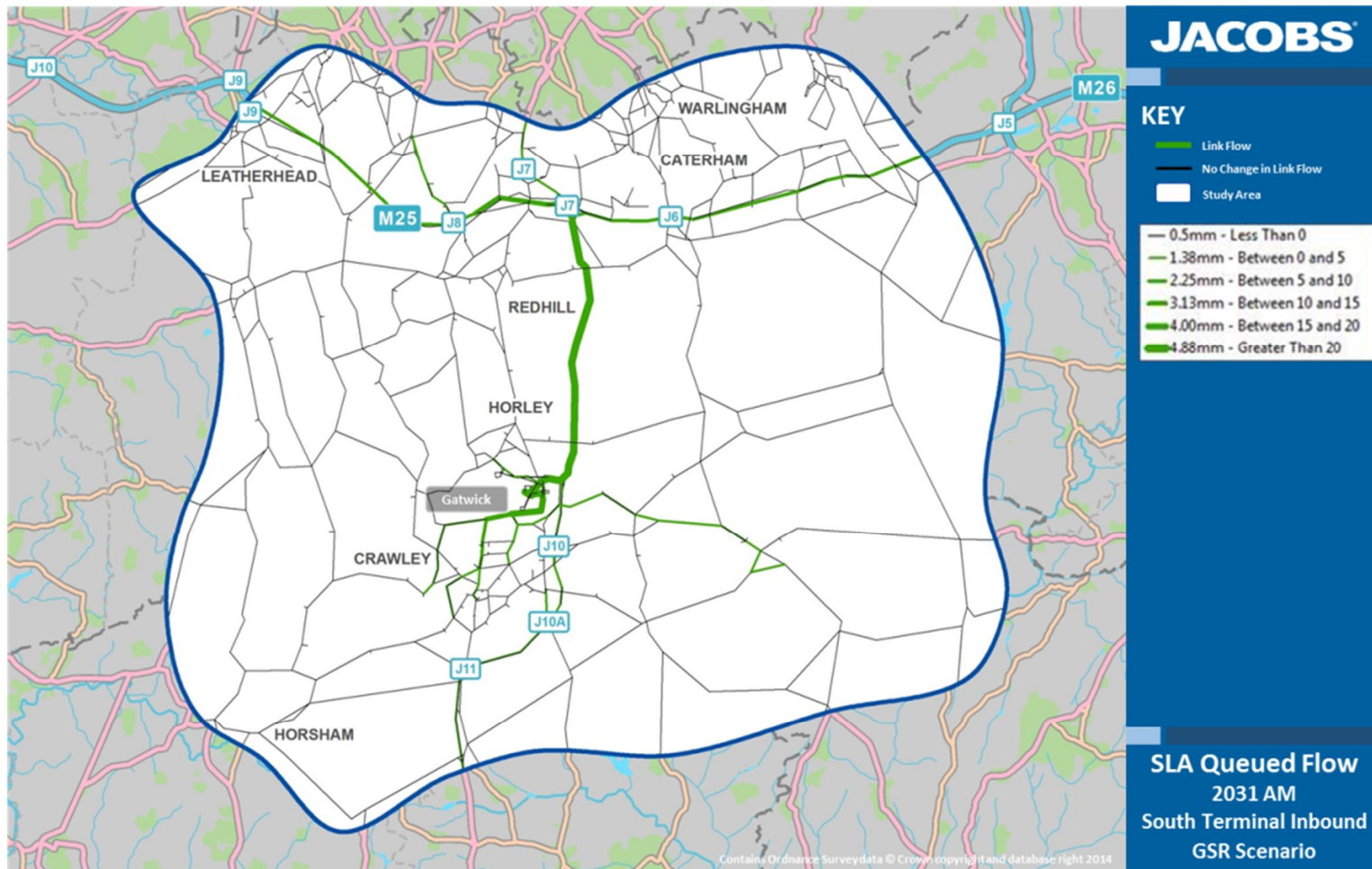


Figure 123: SLA queued flow of traffic traveling To Gatwick South Terminal Difference AM on the strategic road network surrounding Gatwick

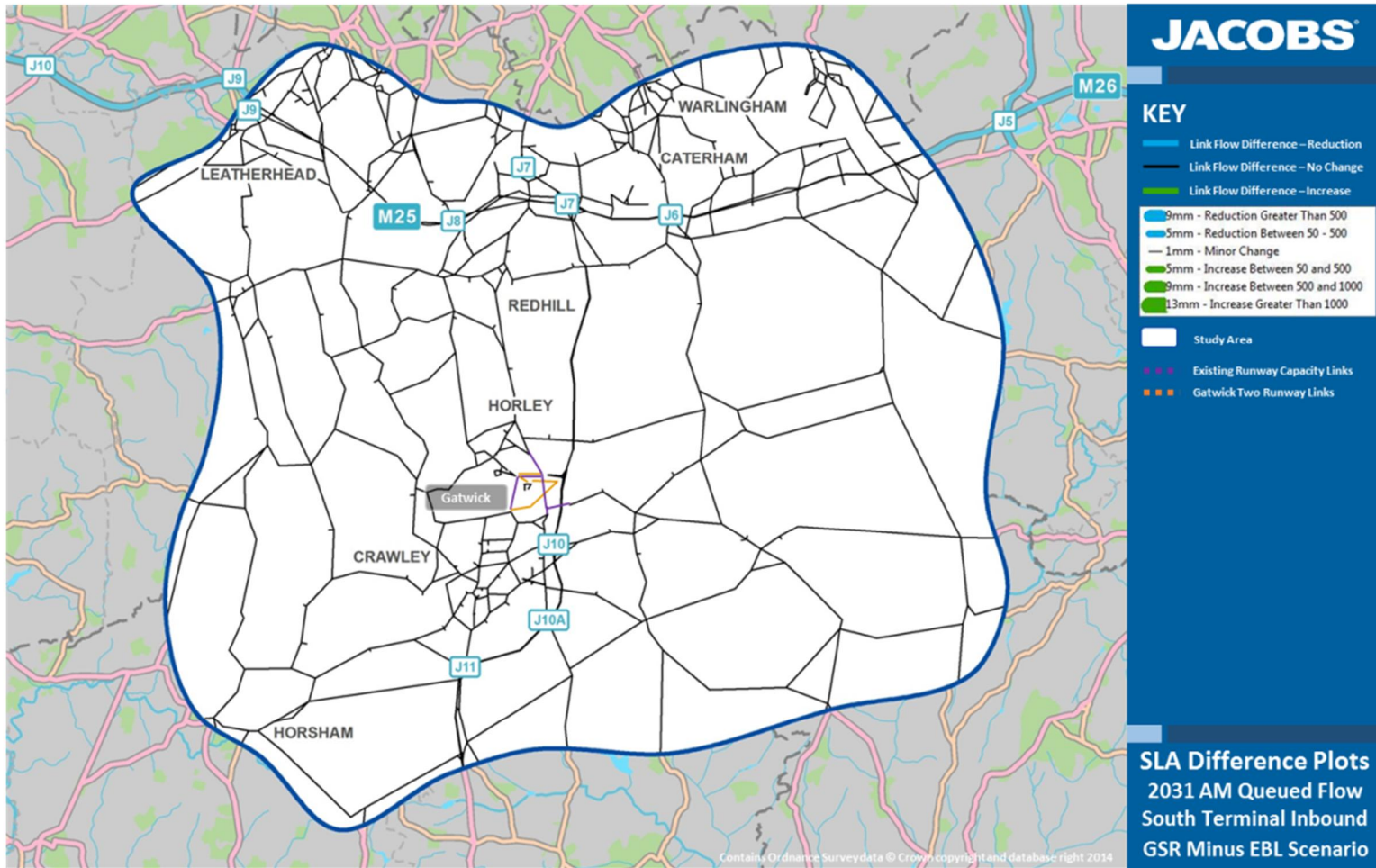


Figure 124: SLA queued flow of traffic traveling To Gatwick South Terminal Extended Baseline IP on the strategic road network surrounding Gatwick

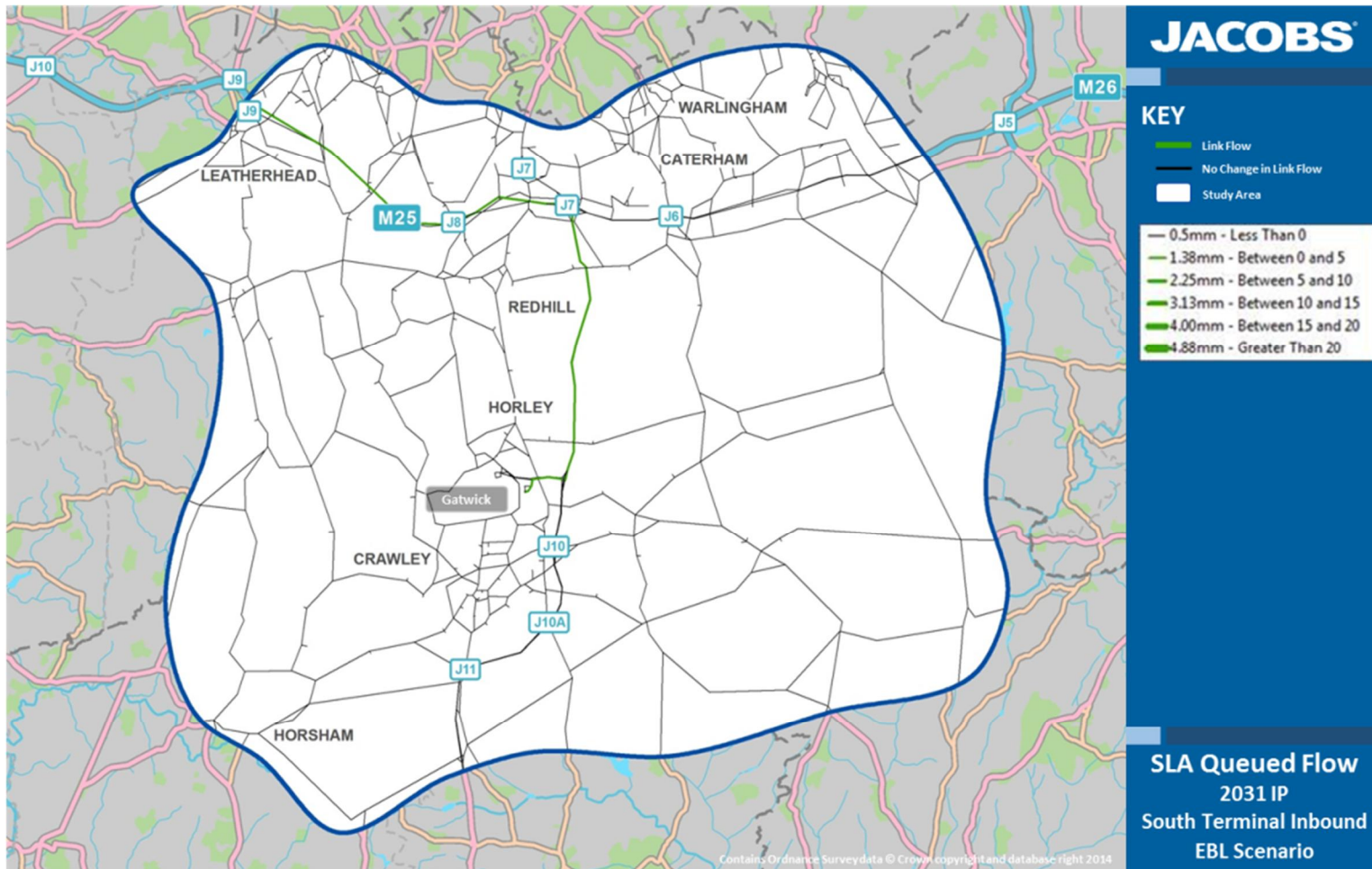


Figure 125: SLA queued flow of traffic traveling To Gatwick South Terminal Gatwick Second Runway IP on the strategic road network surrounding Gatwick

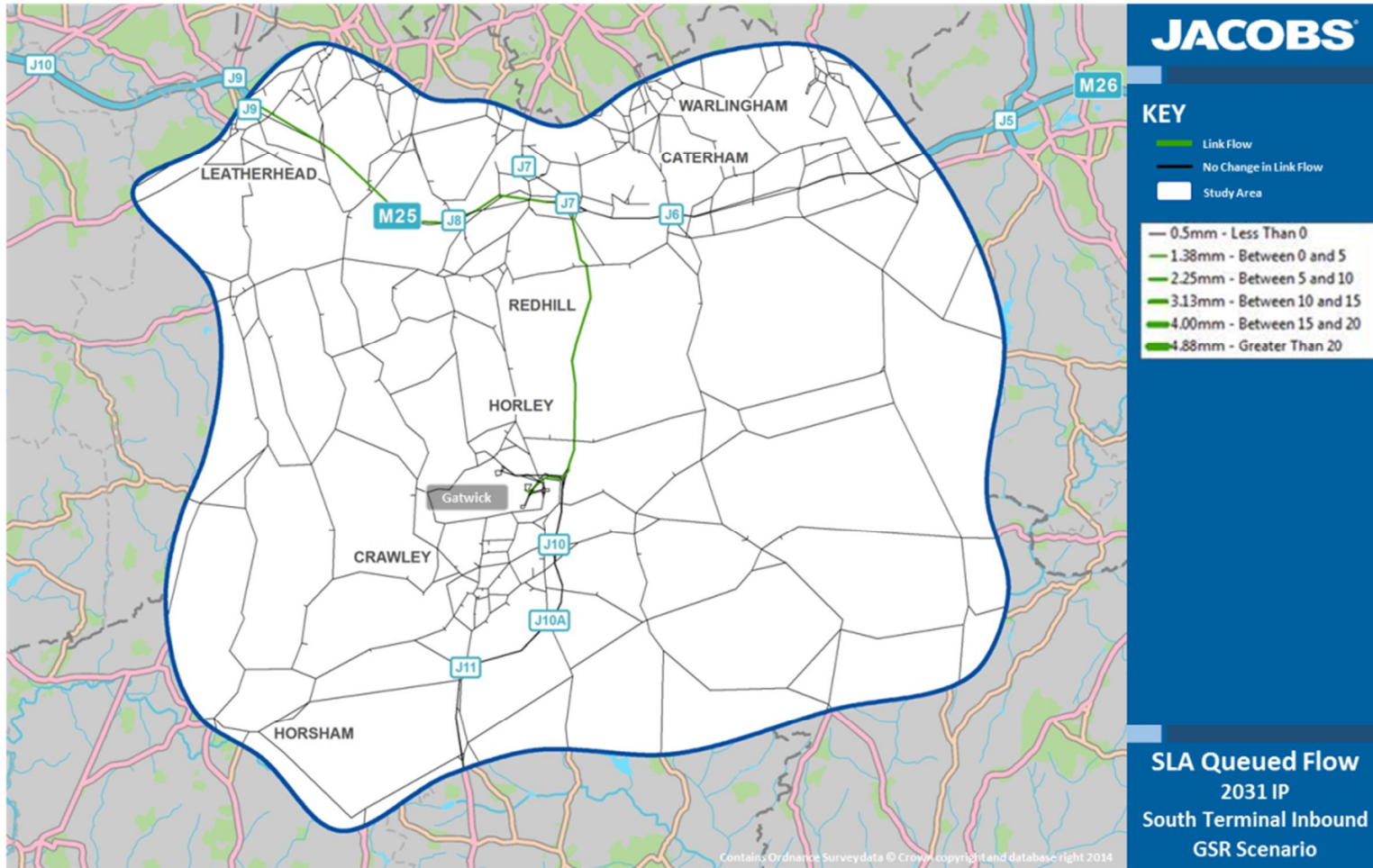


Figure 126: SLA queued flow of traffic traveling To Gatwick South Terminal Difference IP on the strategic road network surrounding Gatwick

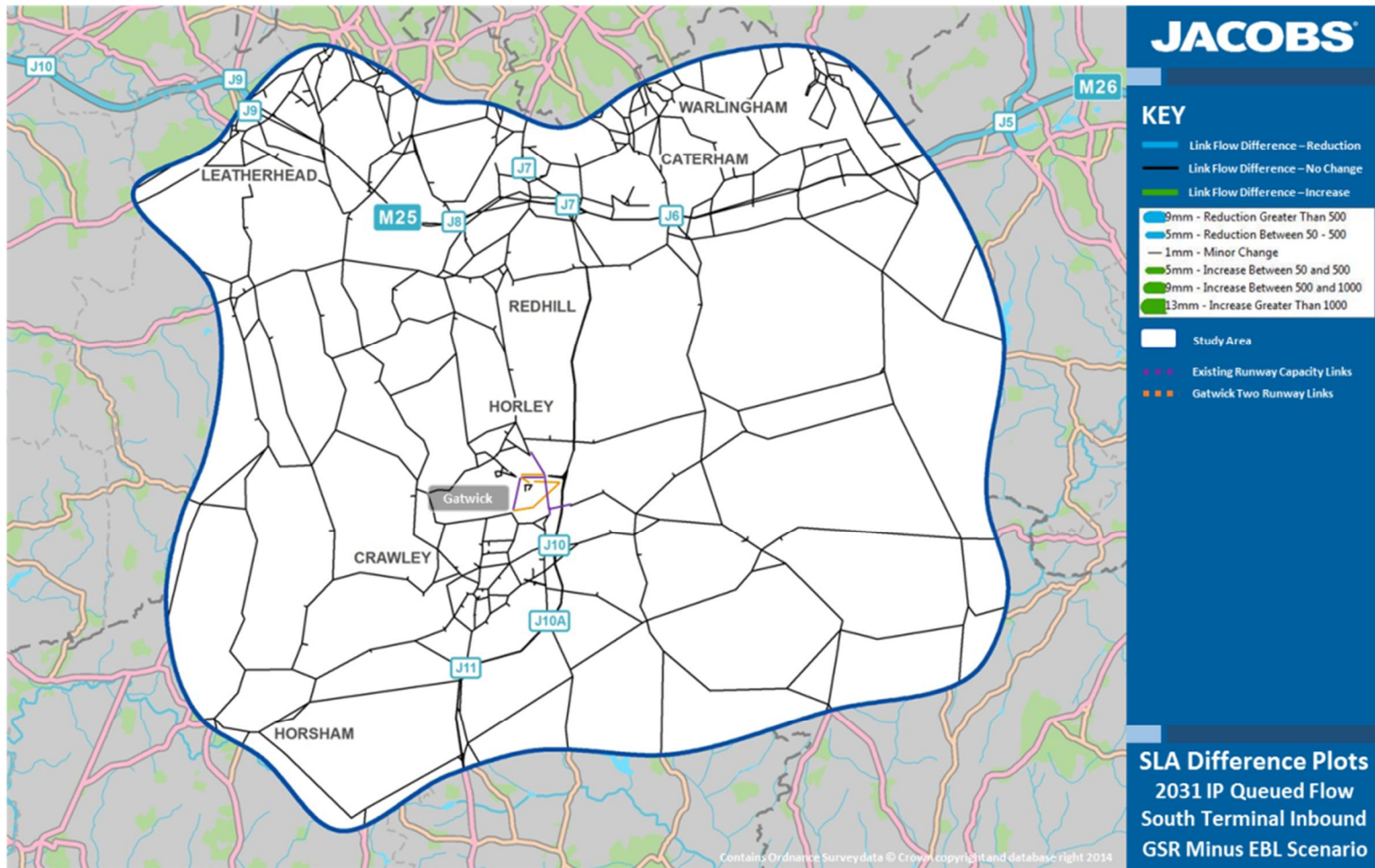




Figure 127: SLA queued flow of traffic traveling To Gatwick South Terminal Extended Baseline PM on the strategic road network surrounding Gatwick

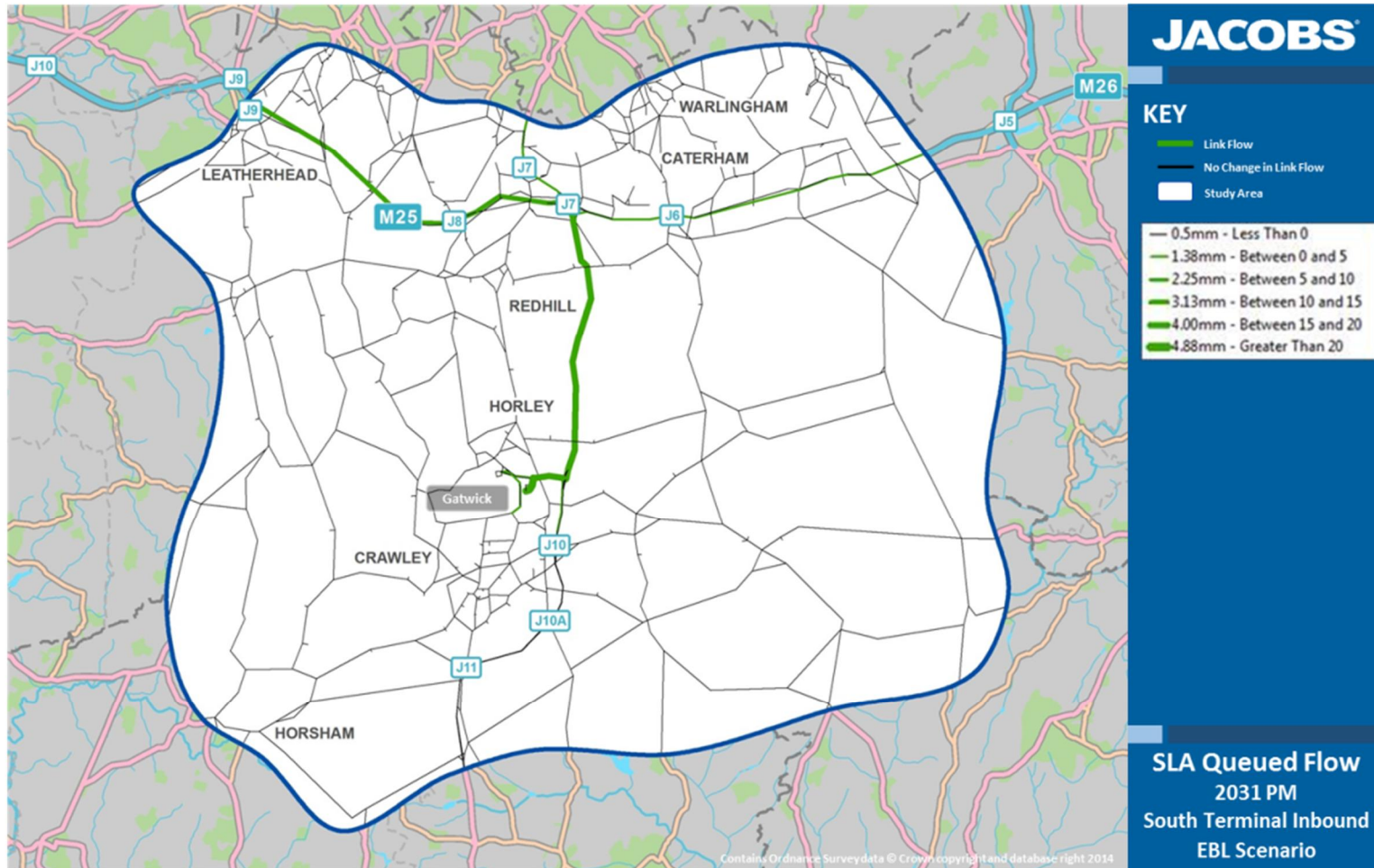


Figure 128: SLA queued flow of traffic traveling To Gatwick South Terminal Gatwick Second Runway PM on the strategic road network surrounding Gatwick

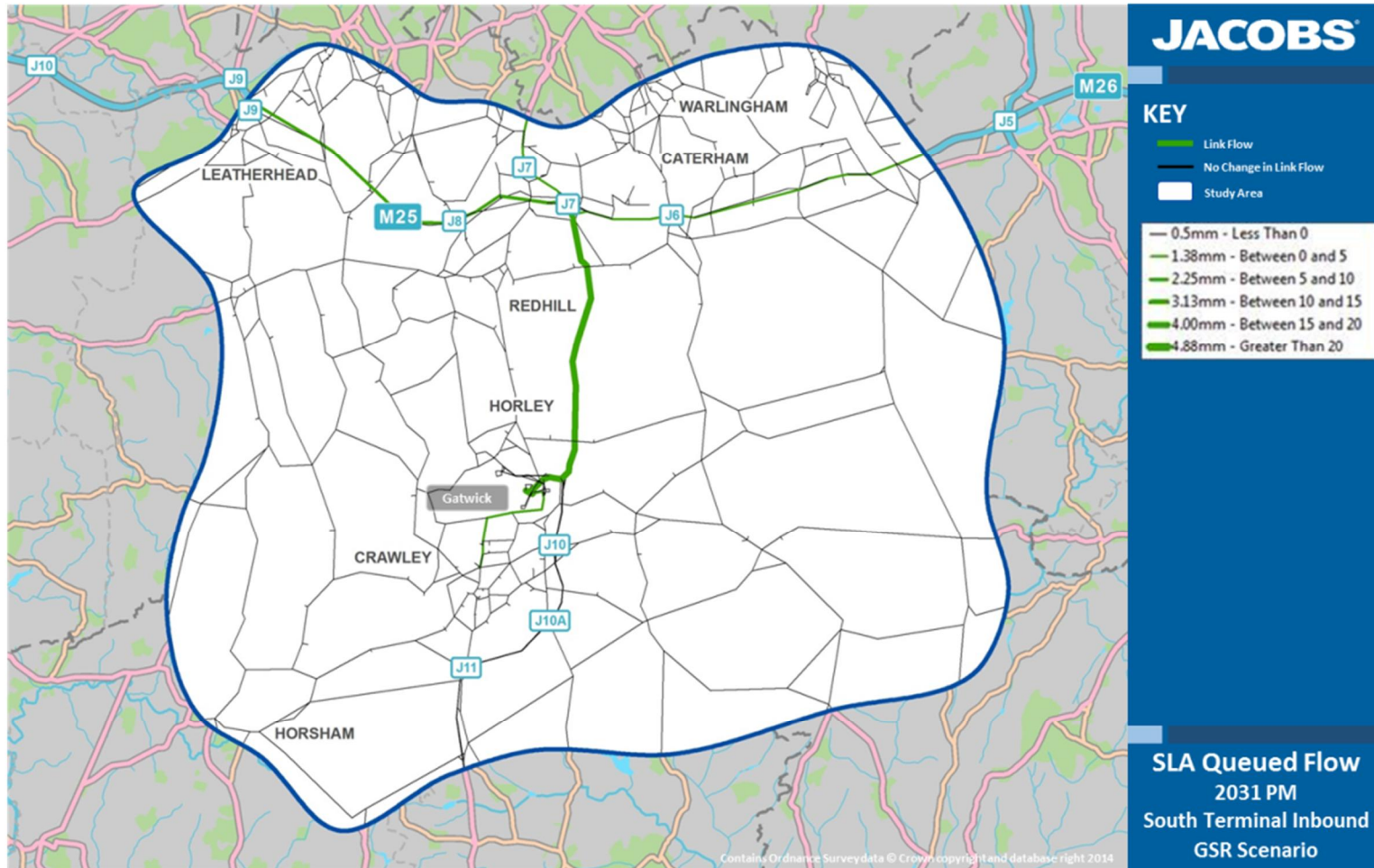


Figure 129: SLA queued flow of traffic traveling To Gatwick South Terminal Difference PM on the strategic road network surrounding Gatwick

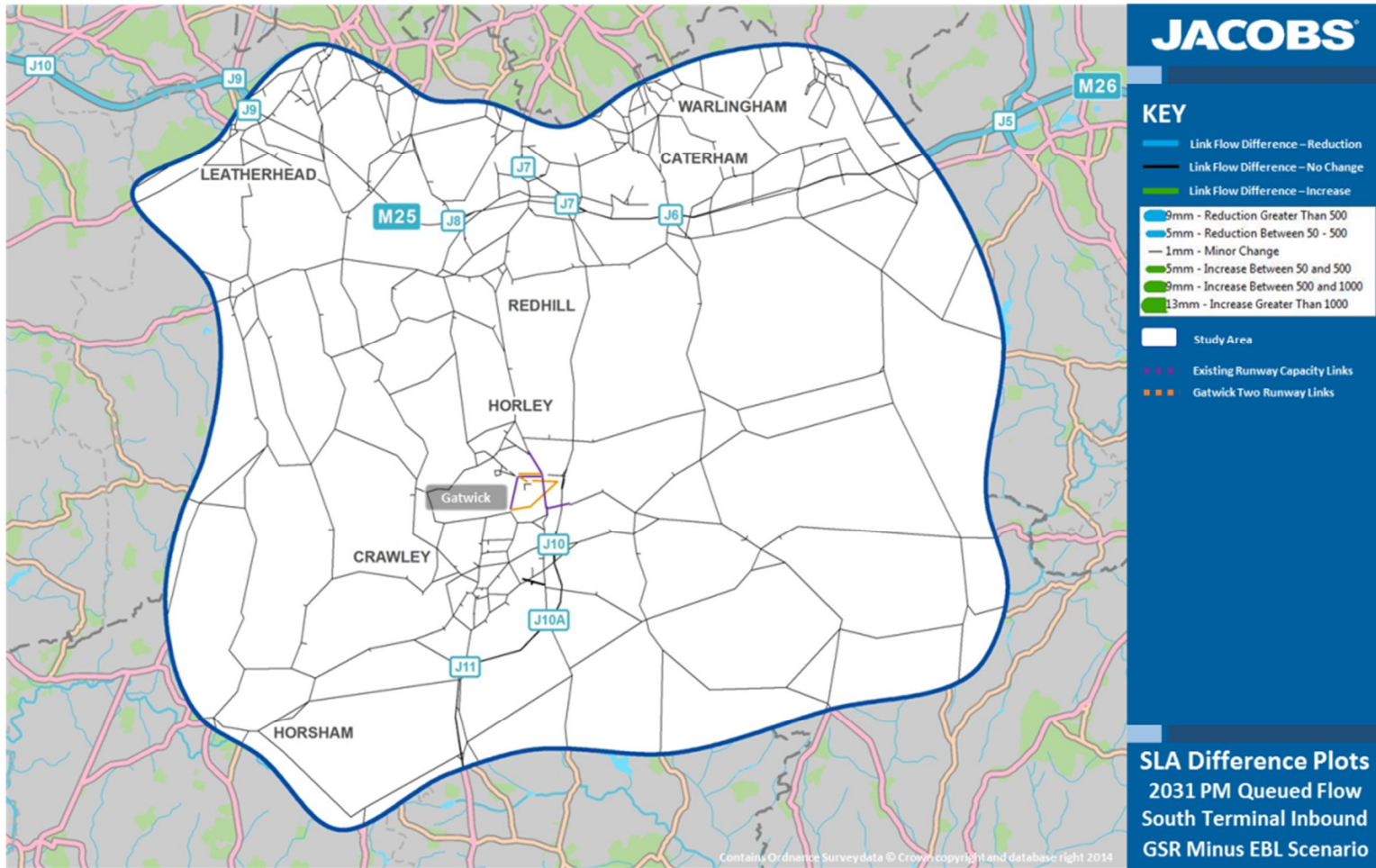


Figure 130: SLA queued flow of traffic traveling From Gatwick South Terminal Extended Baseline AM on the strategic road network surrounding Gatwick

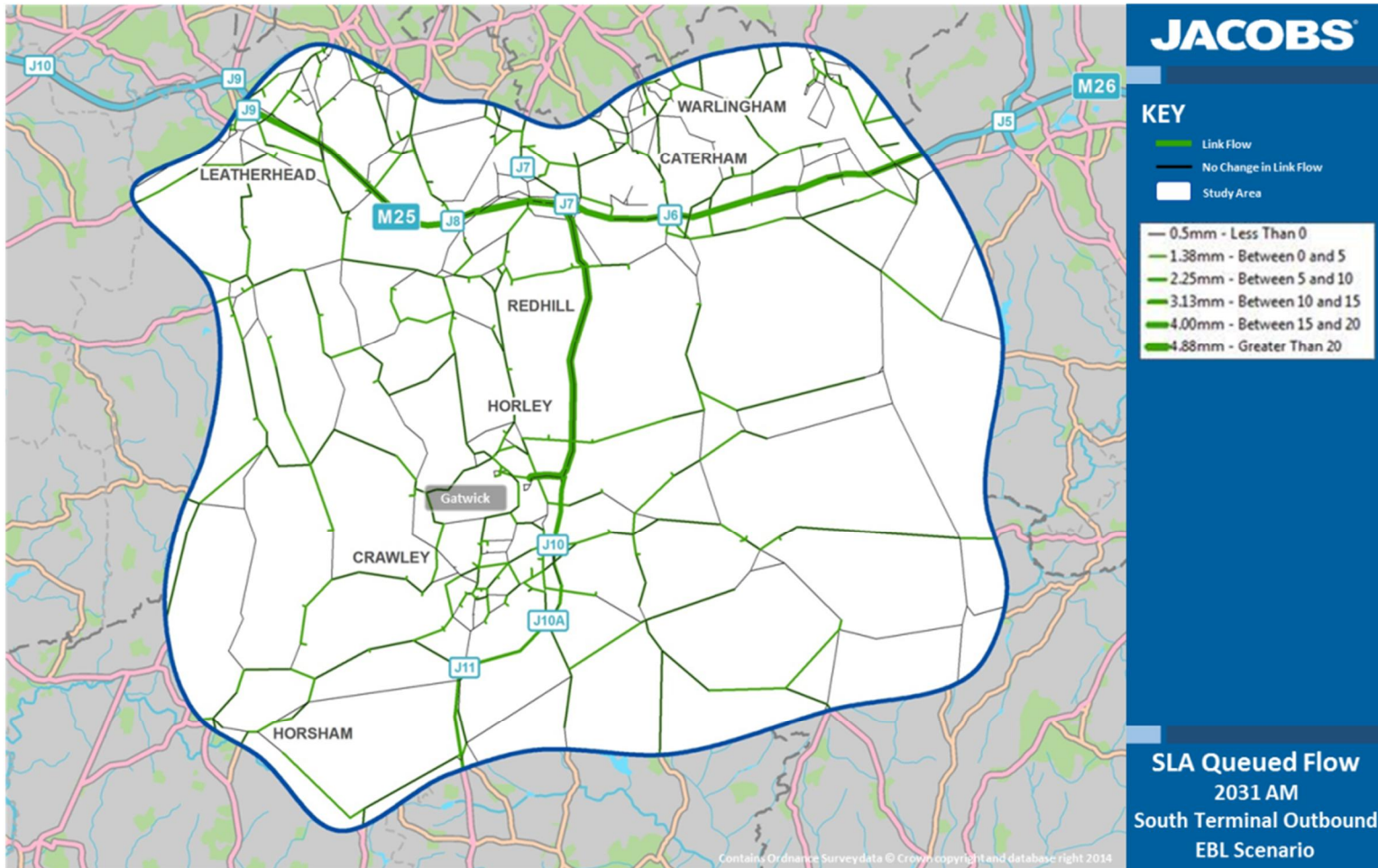


Figure 131: SLA queued flow of traffic traveling From Gatwick South Terminal Gatwick Second Runway AM on the strategic road network surrounding Gatwick

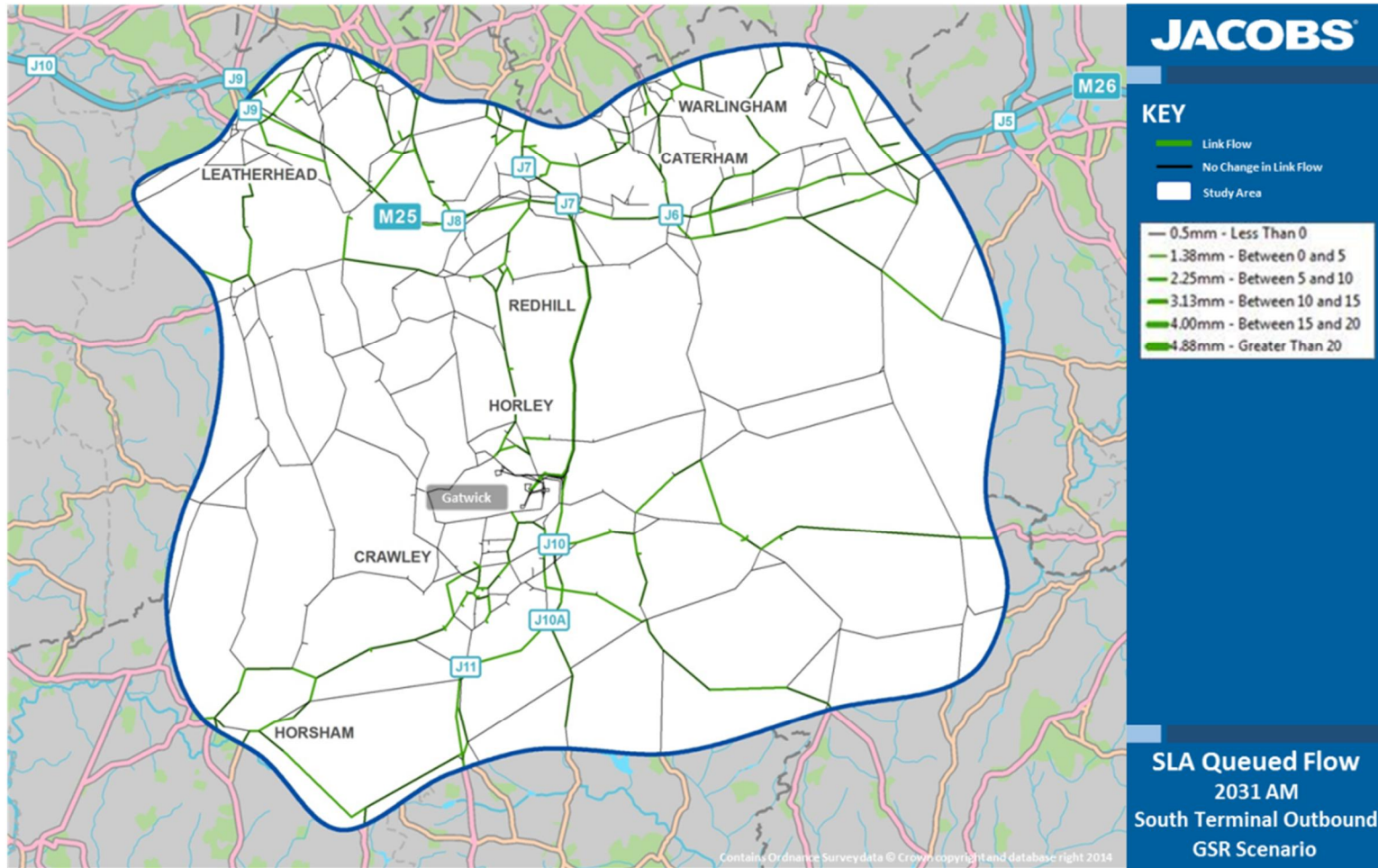


Figure 132: SLA queued flow of traffic traveling From Gatwick South Terminal Difference AM on the strategic road network surrounding Gatwick

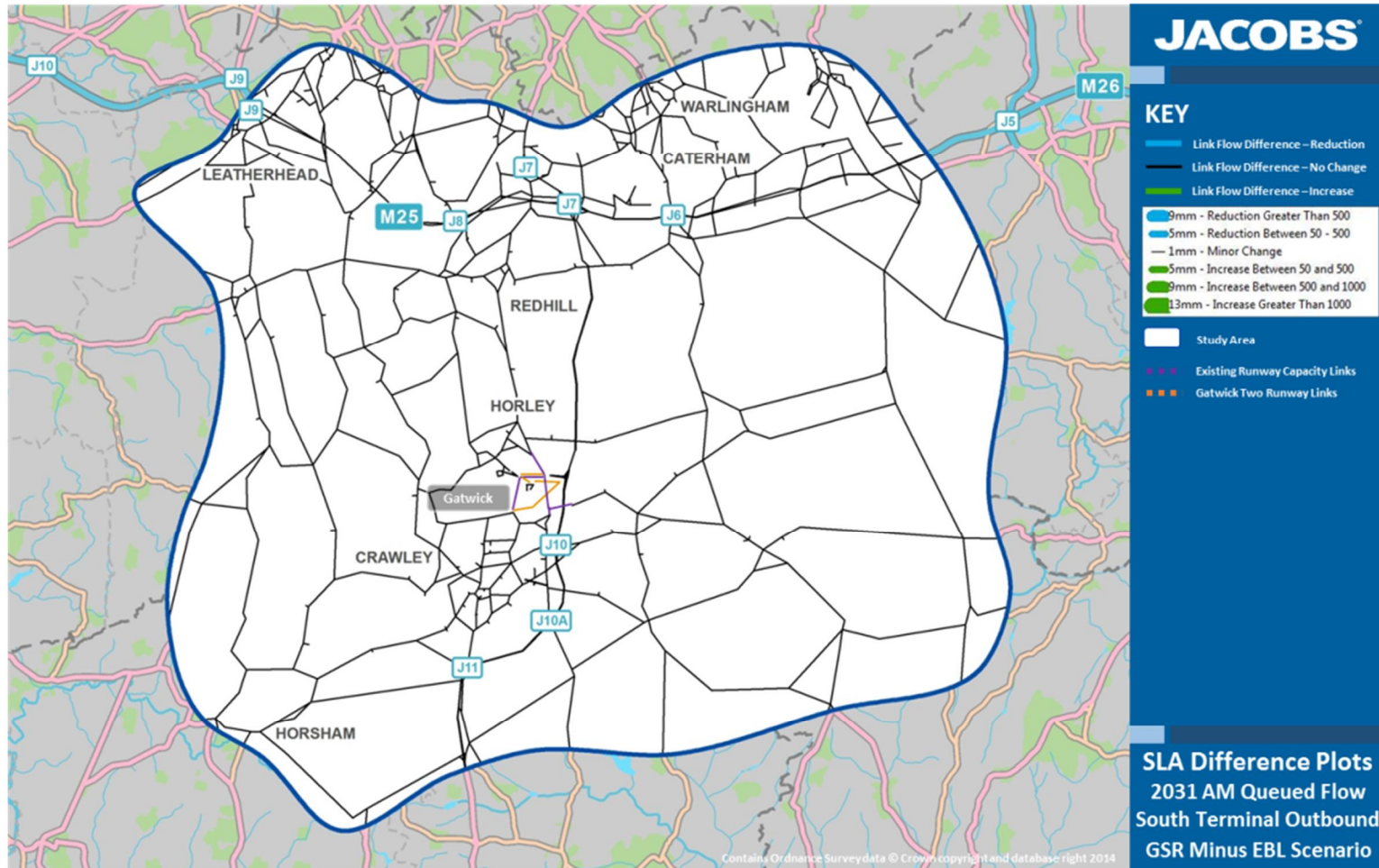


Figure 133: SLA queued flow of traffic traveling From Gatwick South Terminal Extended Baseline IP on the strategic road network surrounding Gatwick

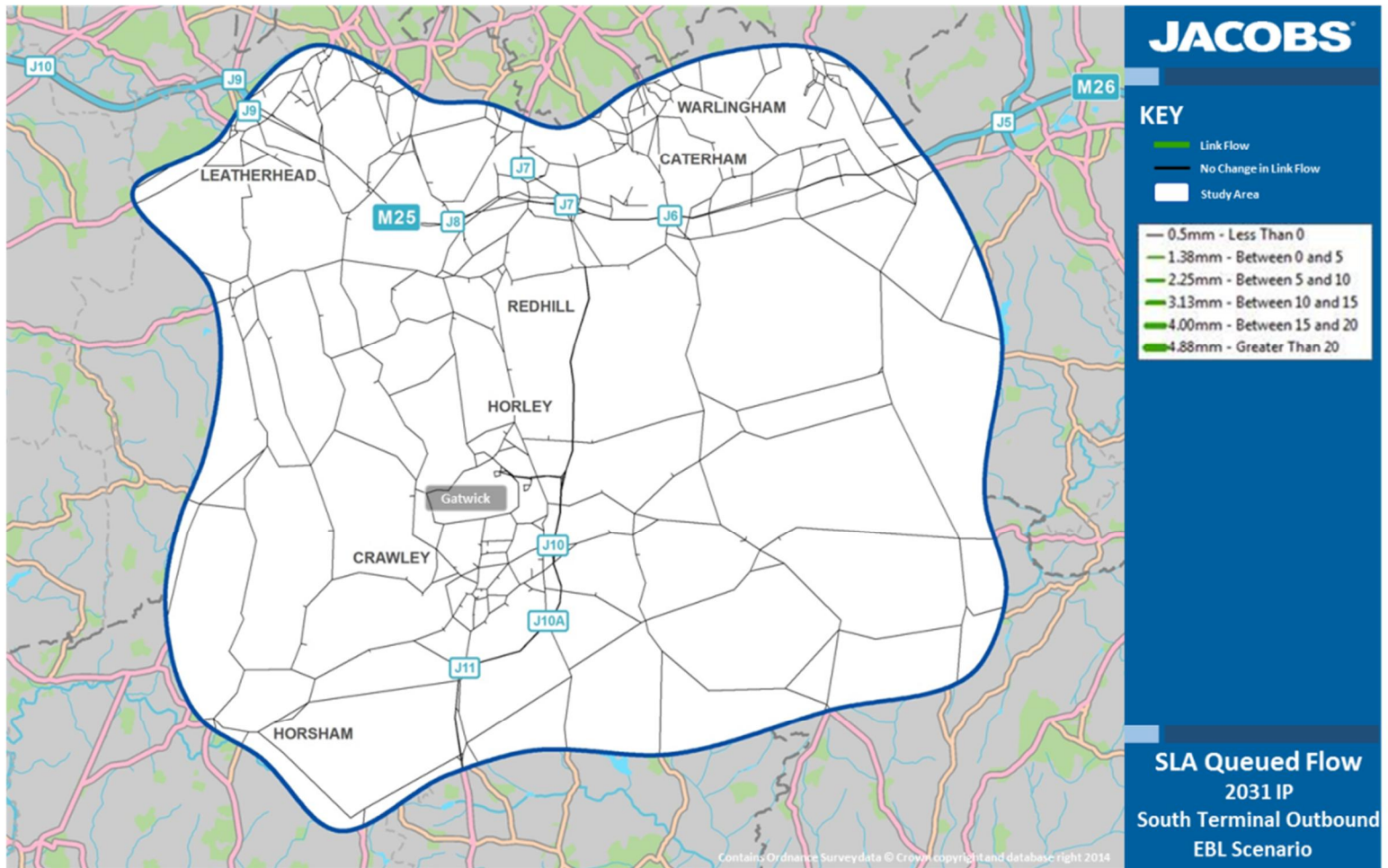


Figure 134: SLA queued flow of traffic traveling From Gatwick South Terminal Gatwick Second Runway IP on the strategic road network surrounding Gatwick

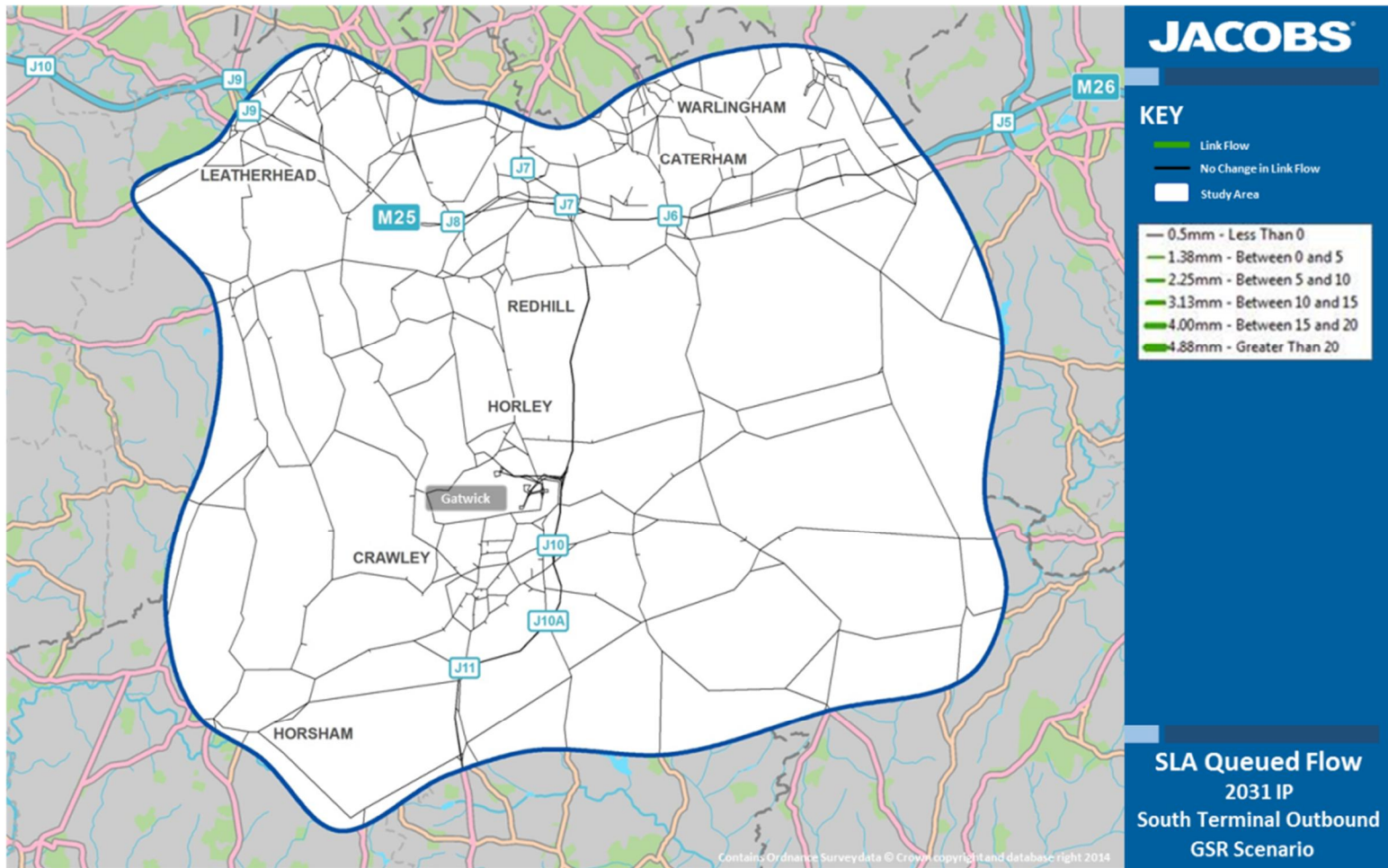




Figure 135: SLA queued flow of traffic traveling From Gatwick South Terminal Difference IP on the strategic road network surrounding Gatwick

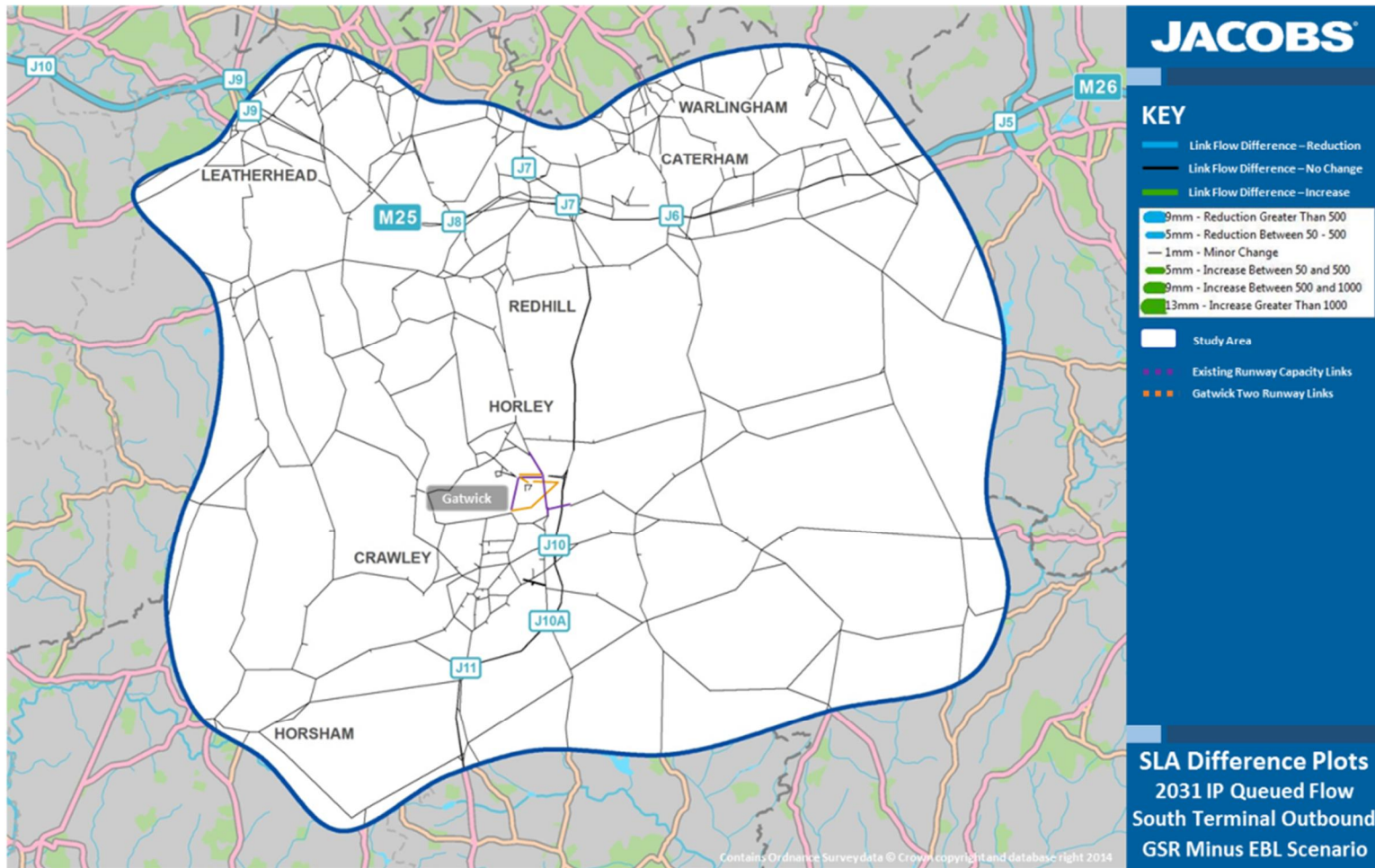


Figure 136: SLA queued flow of traffic traveling From Gatwick South Terminal Extended Baseline PM on the strategic road network surrounding Gatwick

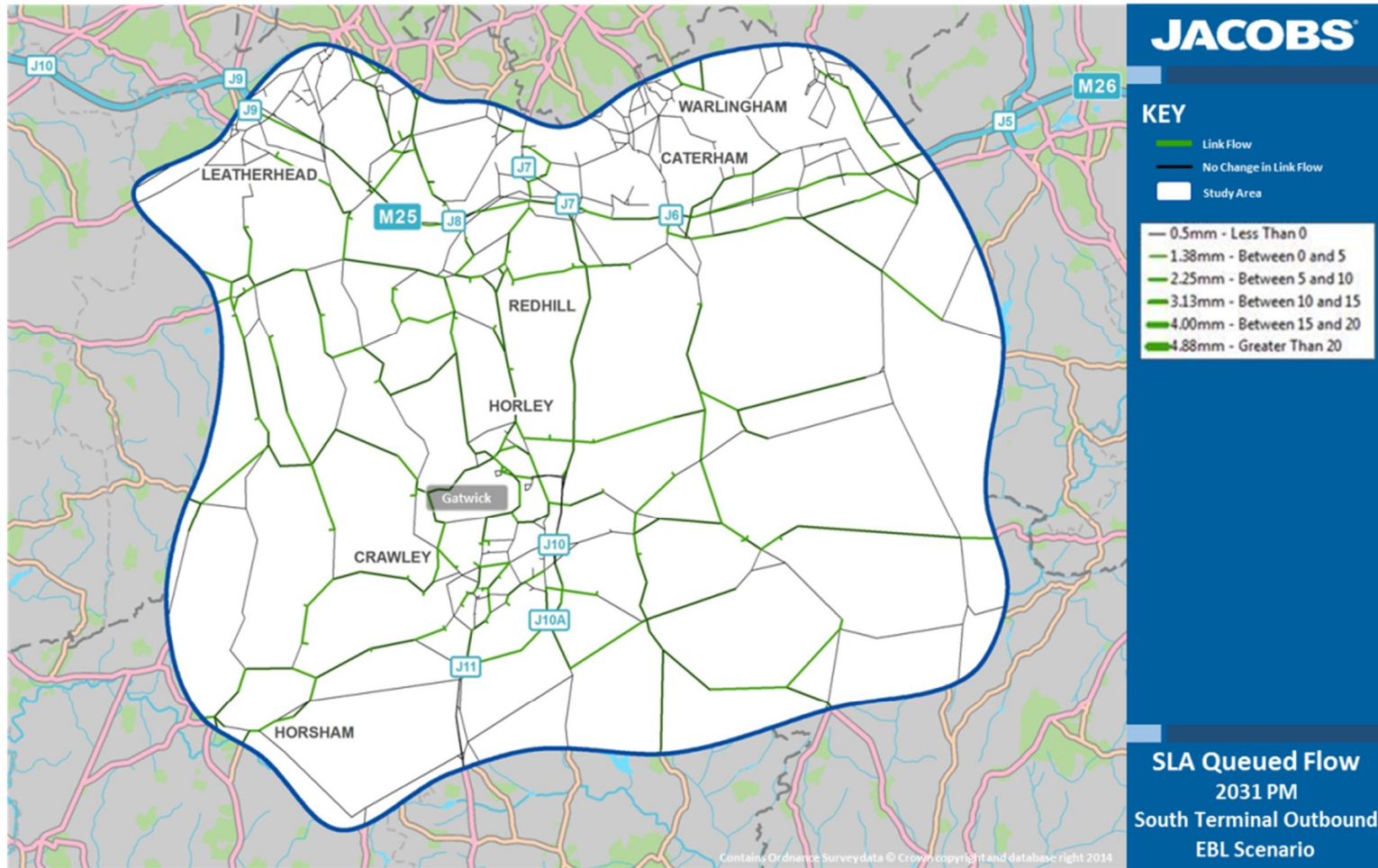


Figure 137: SLA queued flow of traffic traveling From Gatwick South Terminal Gatwick Second Runway PM on the strategic road network surrounding Gatwick

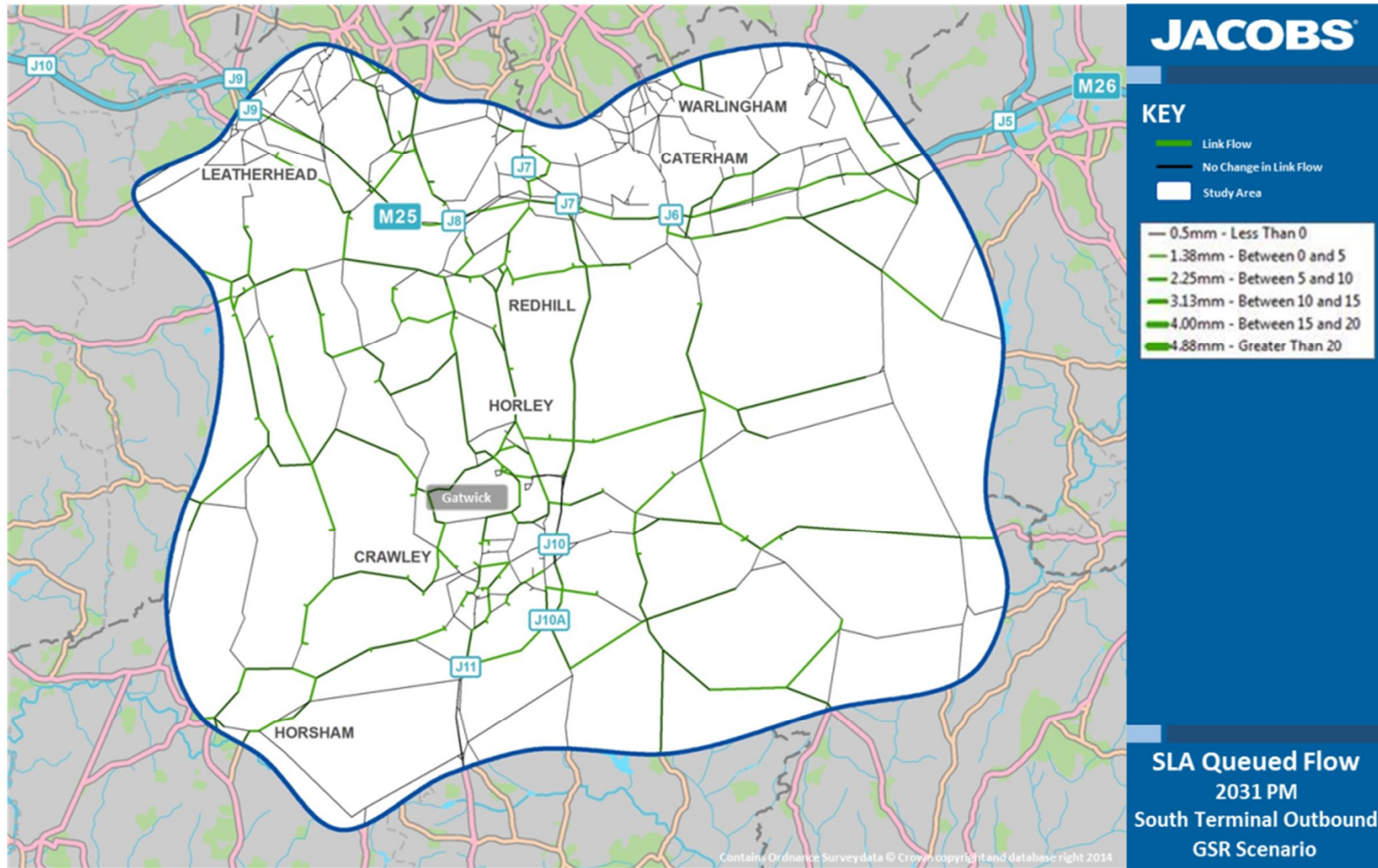


Figure 138: SLA queued flow of traffic traveling From Gatwick South Terminal Difference PM on the strategic road network surrounding Gatwick

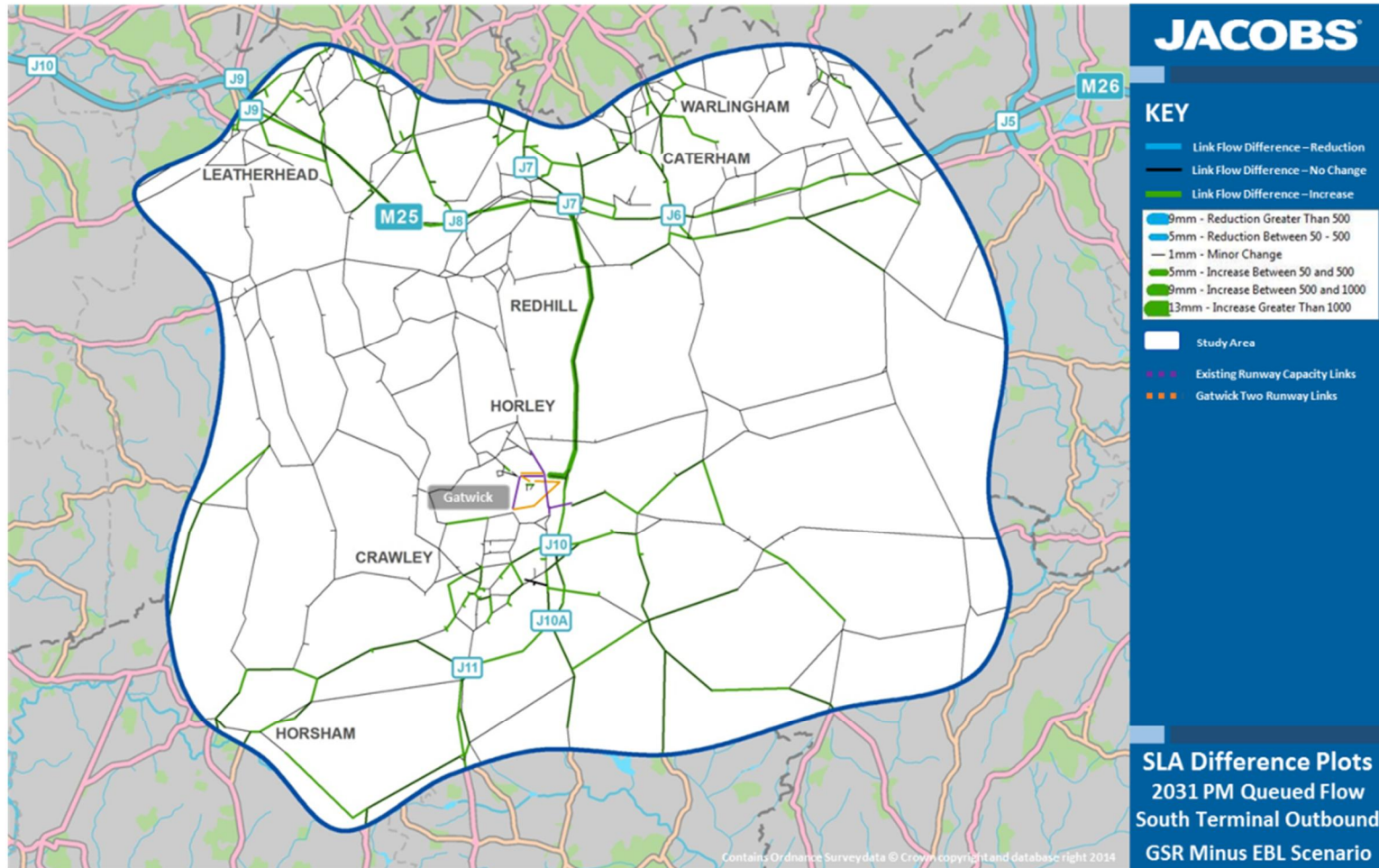


Figure 139: SLA queued flow of traffic traveling To Gatwick New Terminal Second Runway AM on the strategic road network surrounding Gatwick

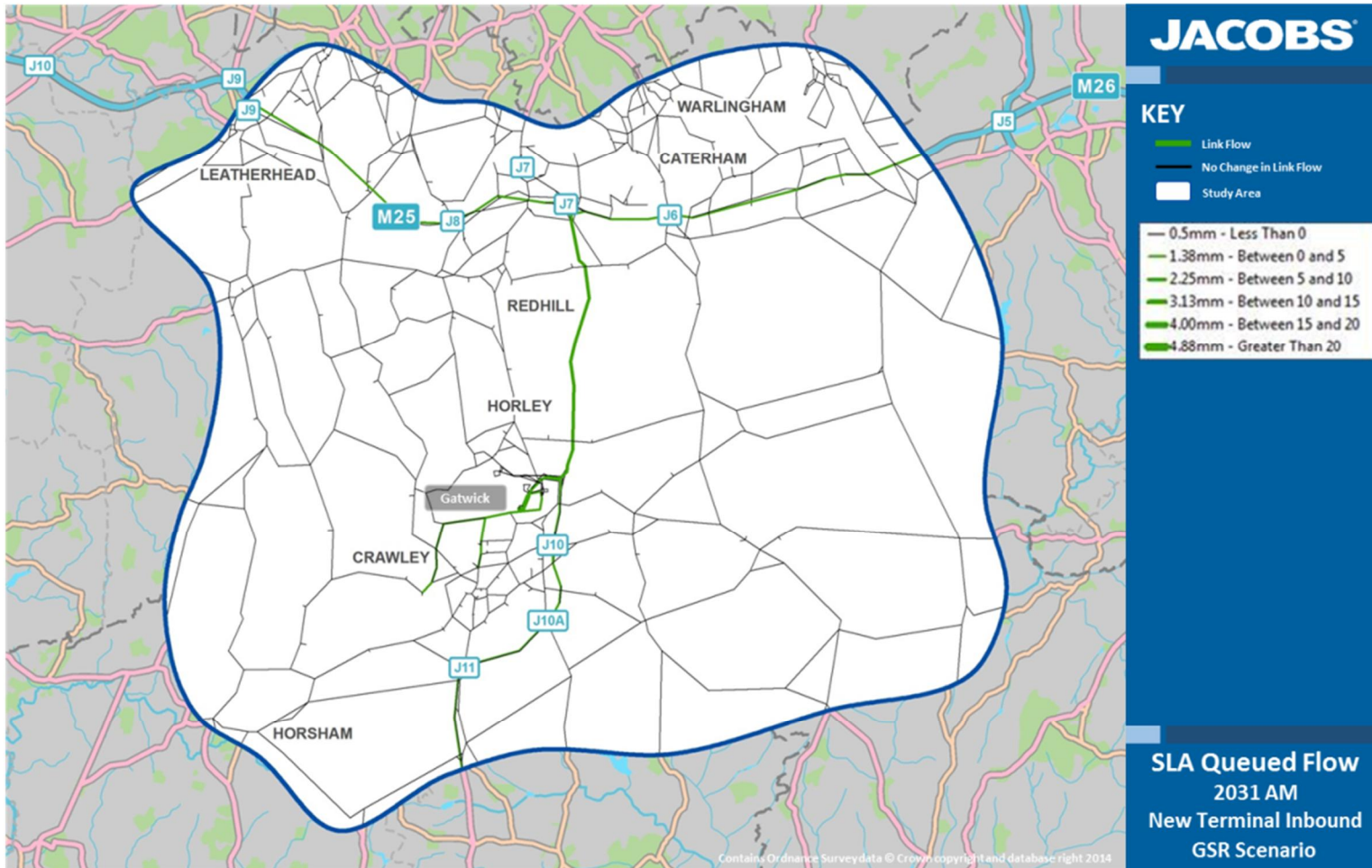


Figure 140: SLA queued flow of traffic traveling To Gatwick New Terminal Second Runway IP on the strategic road network surrounding Gatwick

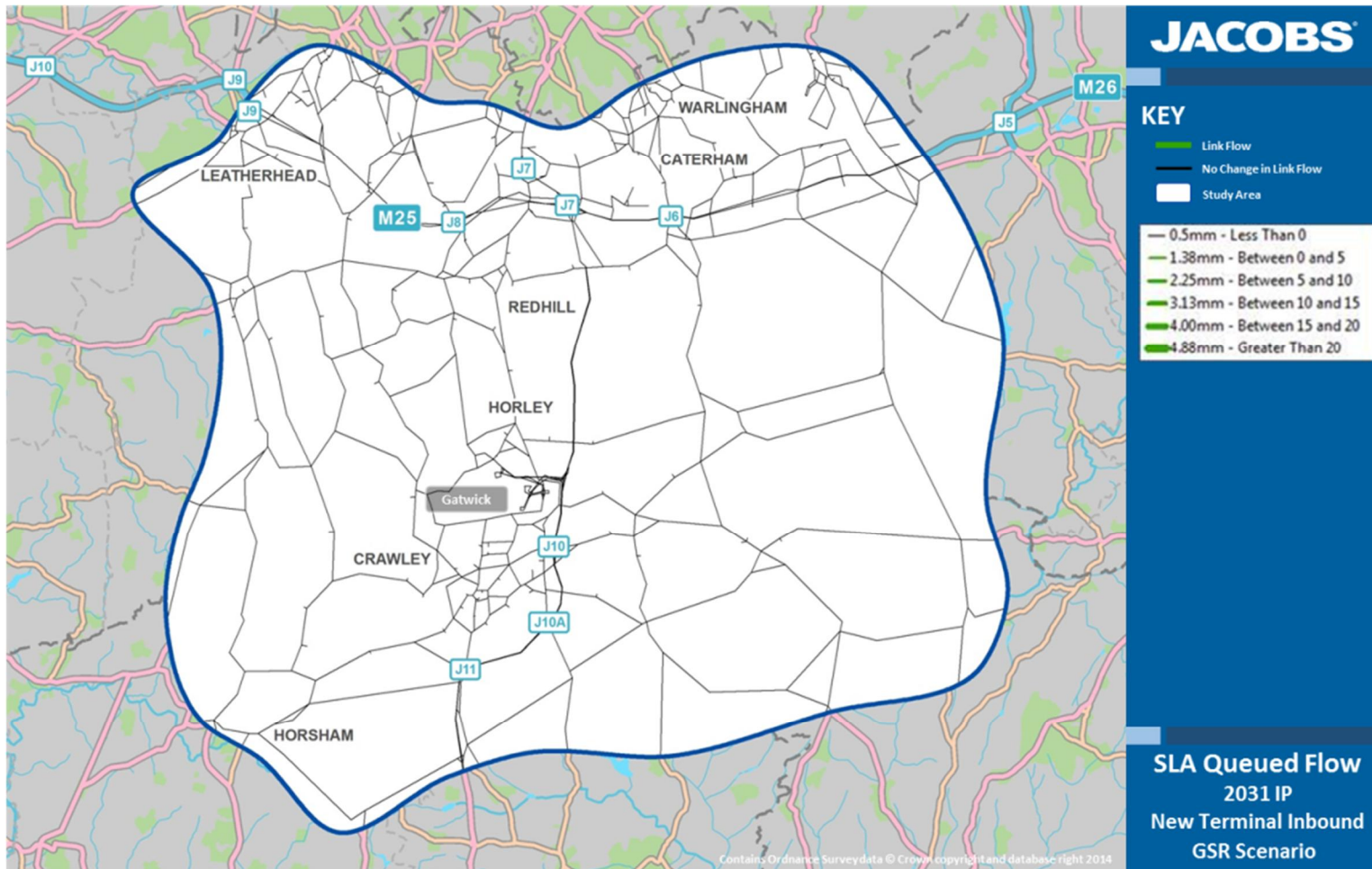


Figure 141: SLA queued flow of traffic traveling To Gatwick New Terminal Second Runway PM on the strategic road network surrounding Gatwick

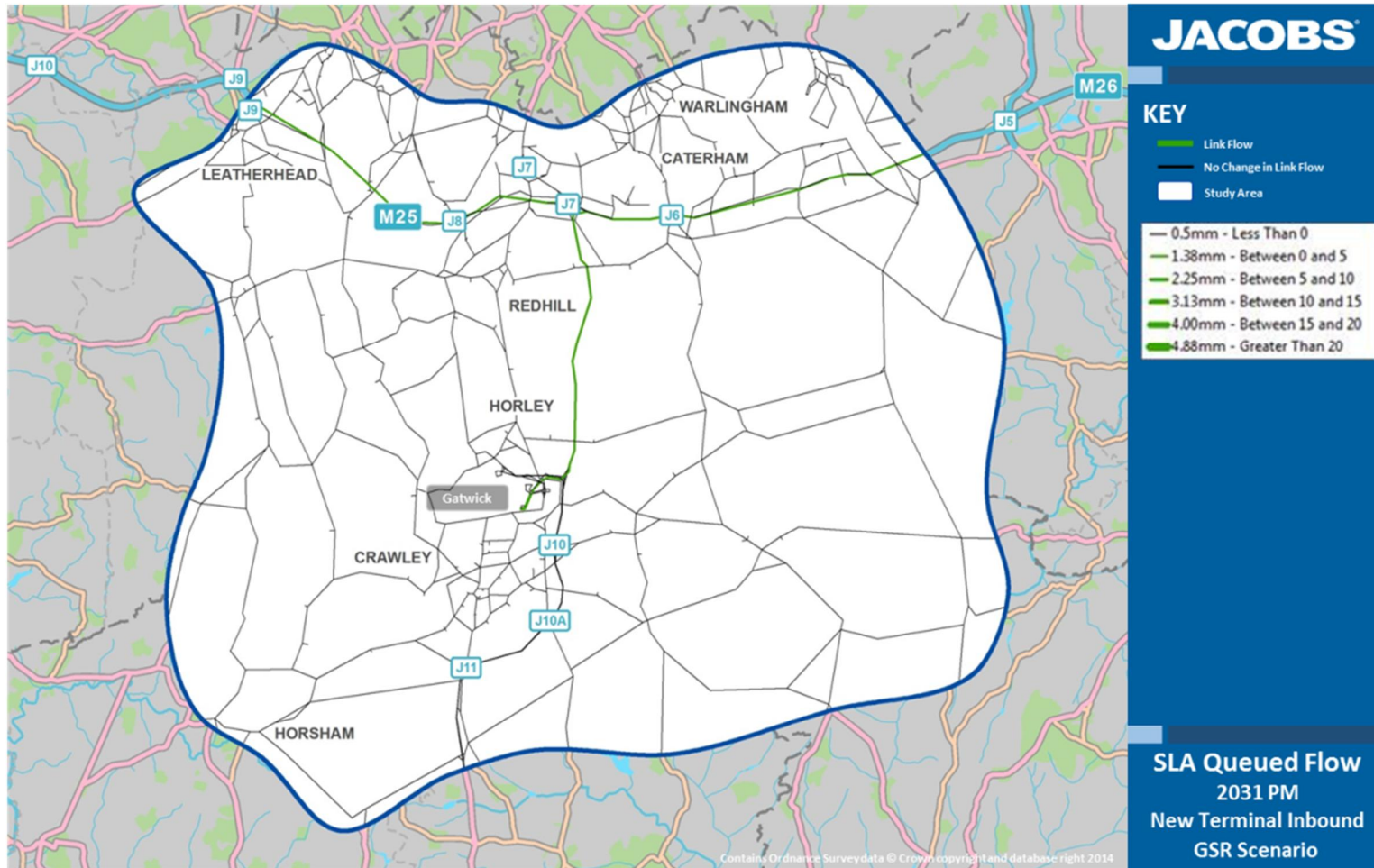


Figure 142: SLA queued flow of traffic traveling From Gatwick New Terminal Second Runway AM on the strategic road network surrounding Gatwick

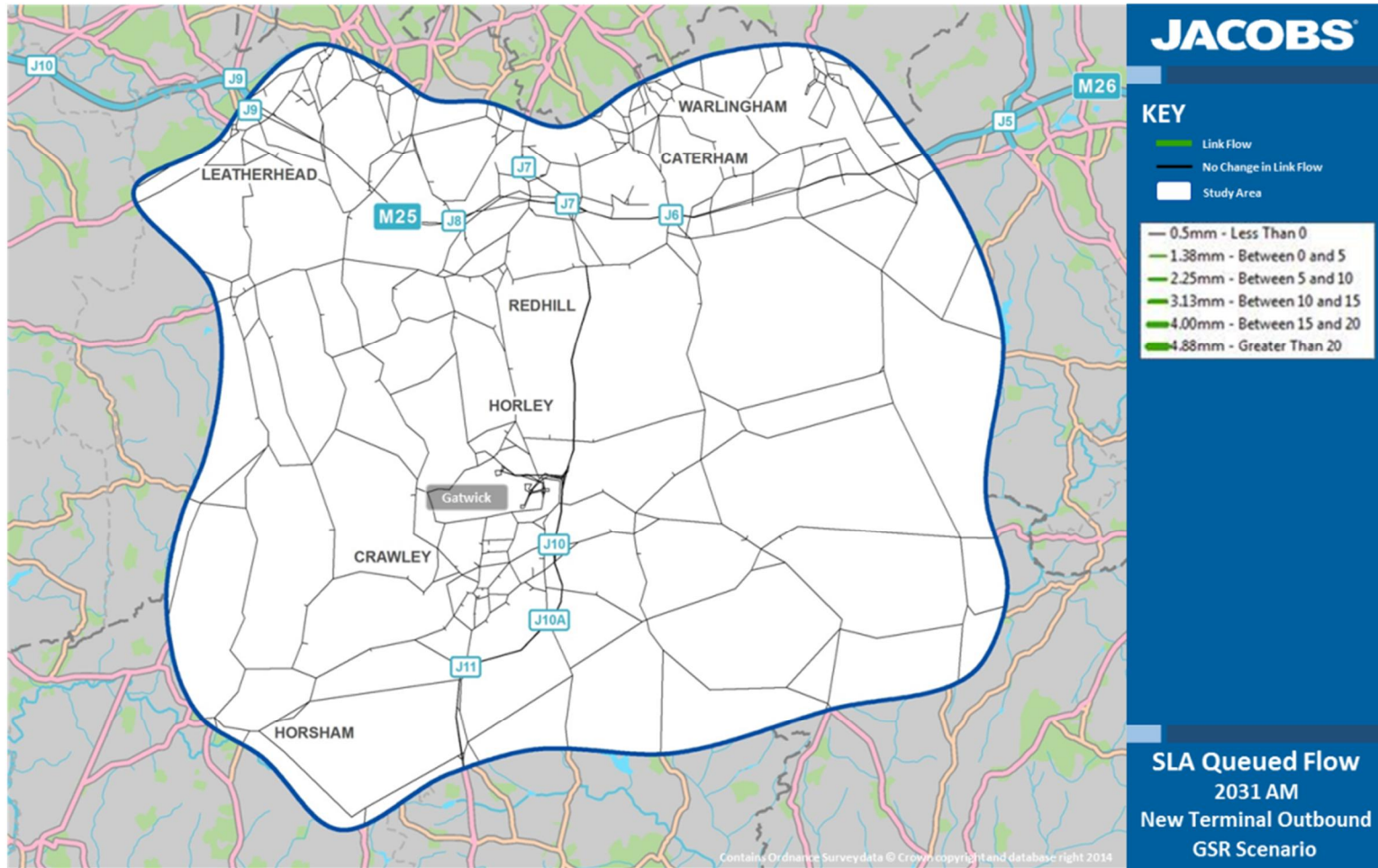




Figure 143: SLA queued flow of traffic traveling From Gatwick New Terminal Second Runway IP on the strategic road network surrounding Gatwick

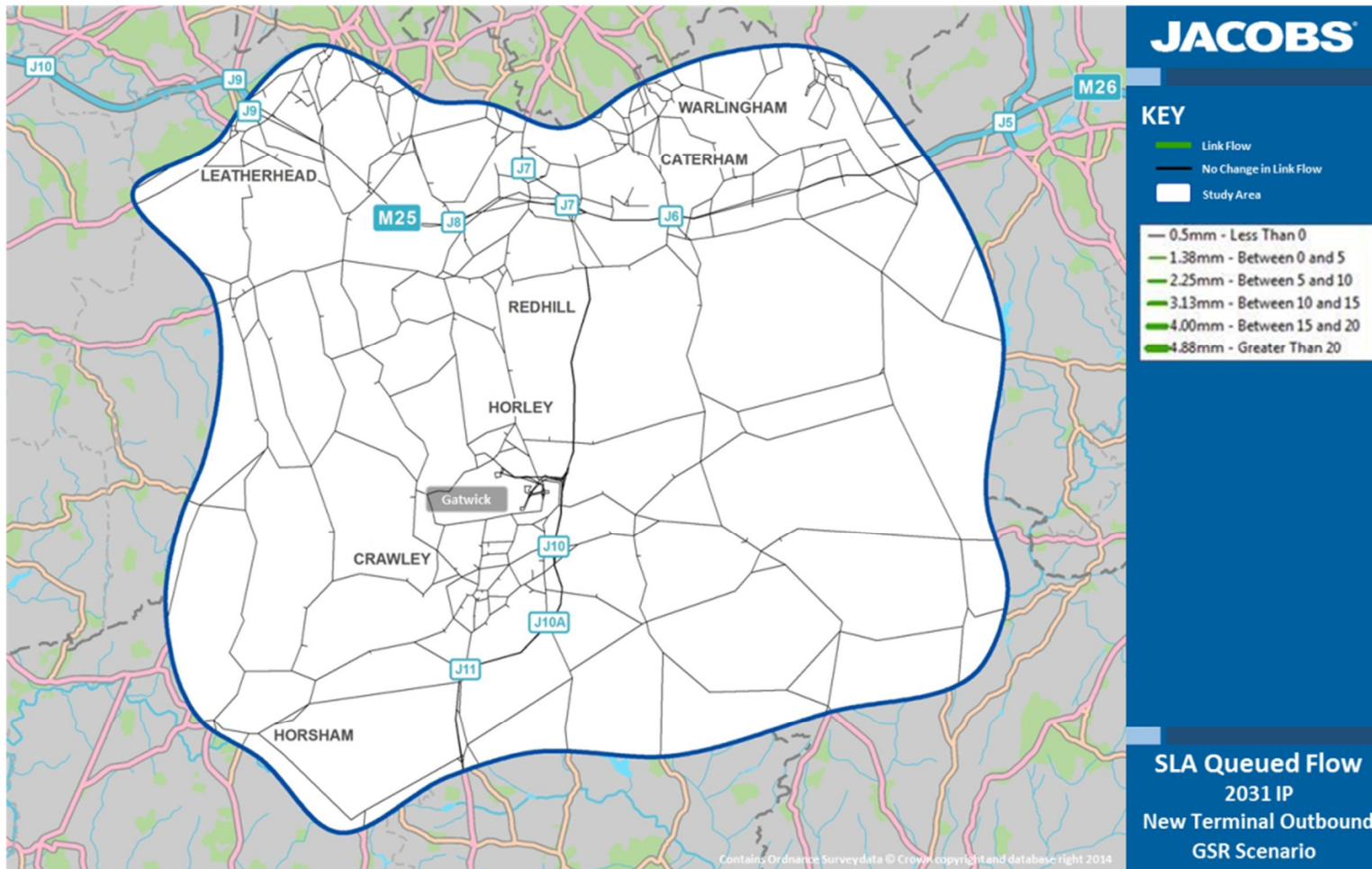


Figure 144: SLA queued flow of traffic traveling From Gatwick New Terminal Second Runway PM on the strategic road network surrounding Gatwick

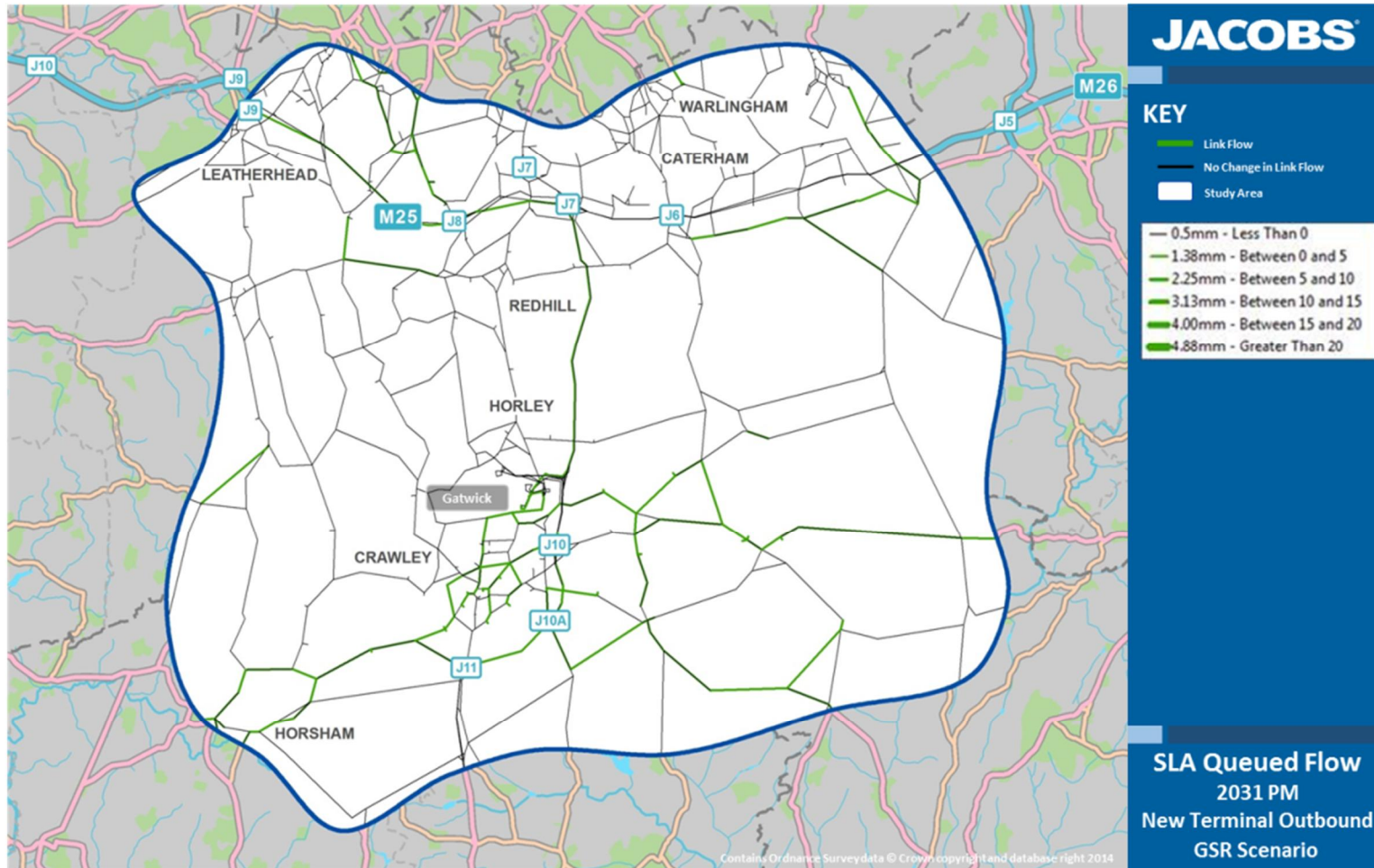


Figure 145: SLA queued flow of traffic traveling To Gatwick Long Stay Car Park AM on the strategic road network surrounding Gatwick

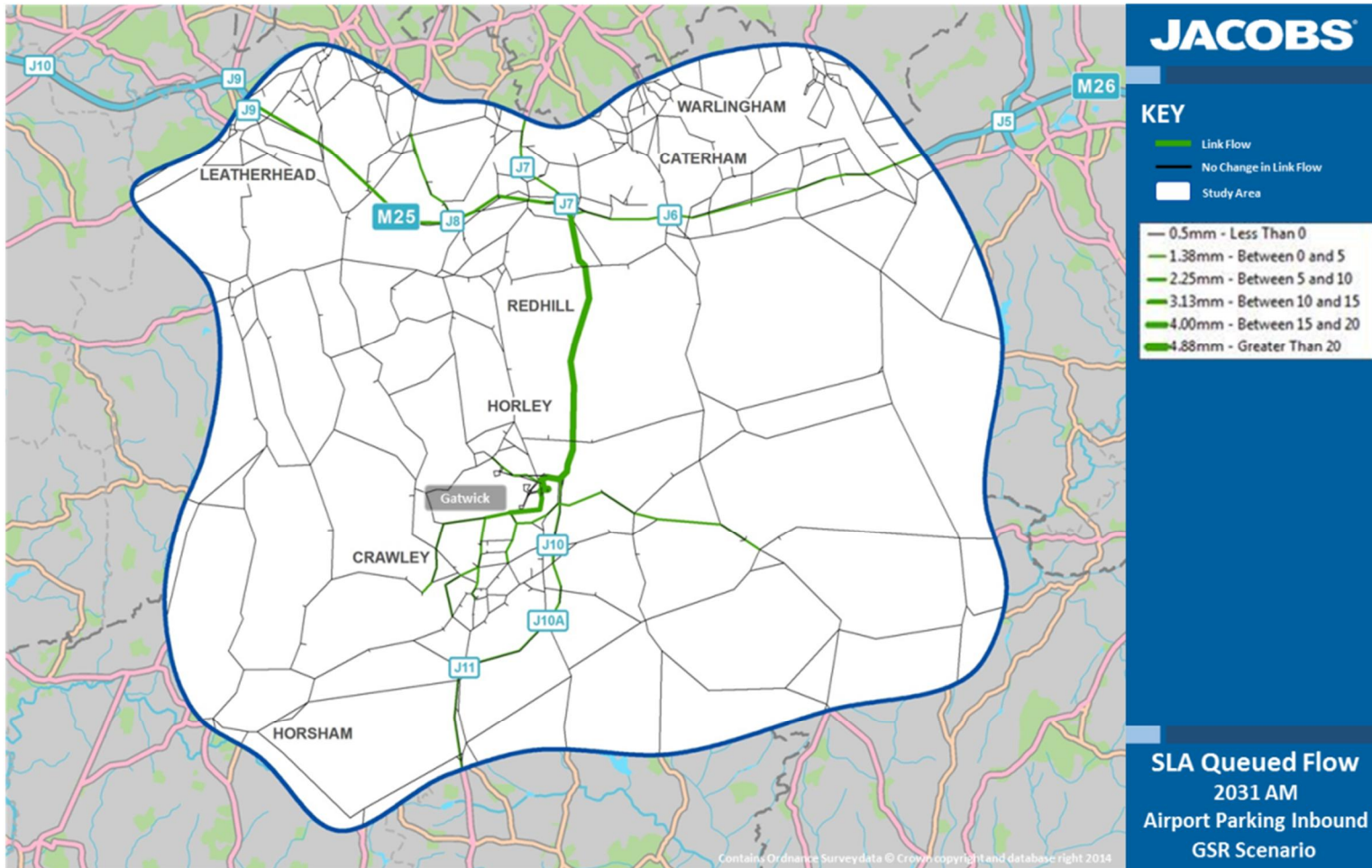


Figure 146: SLA queued flow of traffic traveling To Gatwick Long Stay Car Park IP on the strategic road network surrounding Gatwick

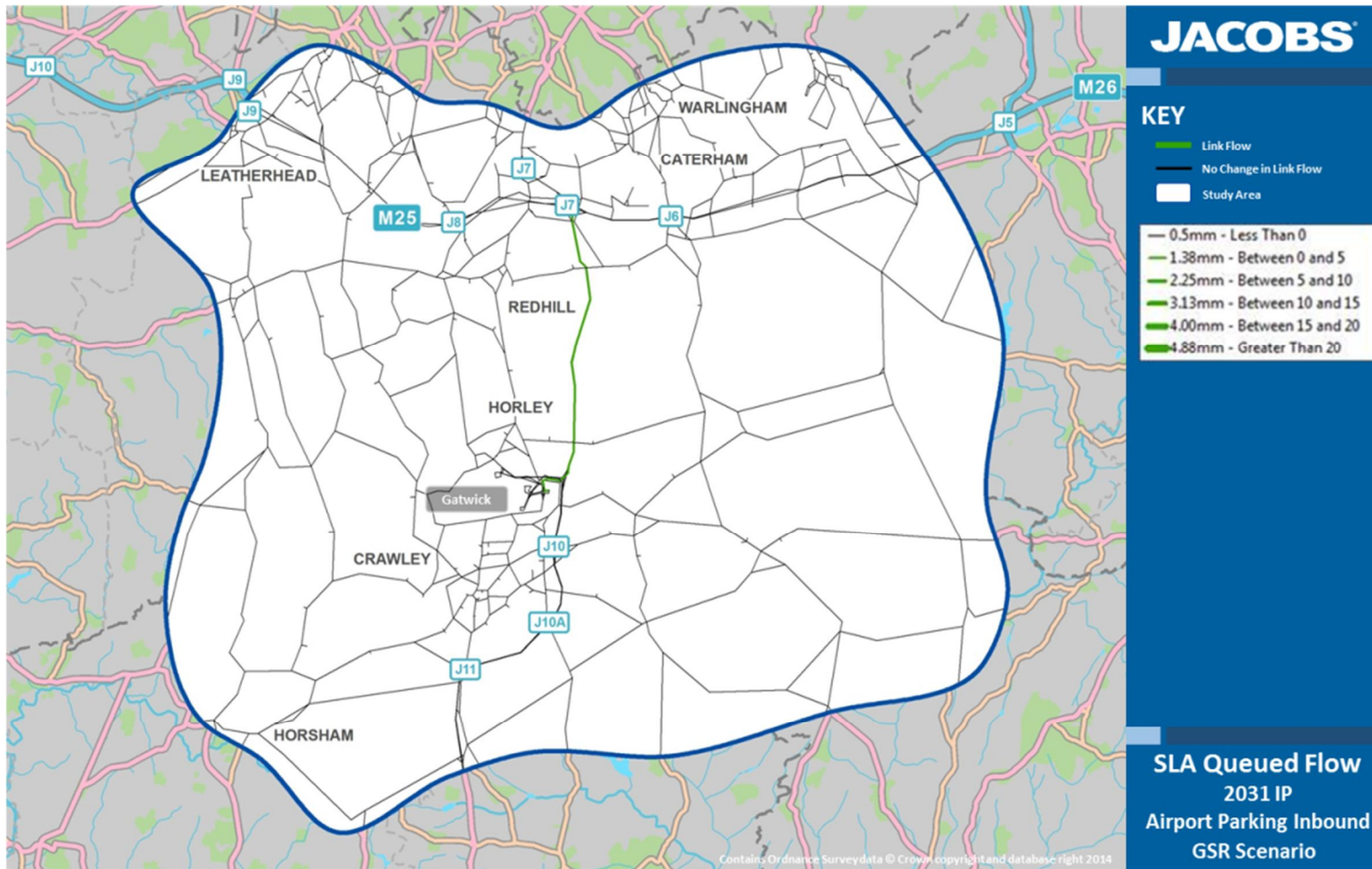


Figure 147: SLA queued flow of traffic traveling To Gatwick Long Stay Car Park PM on the strategic road network surrounding Gatwick

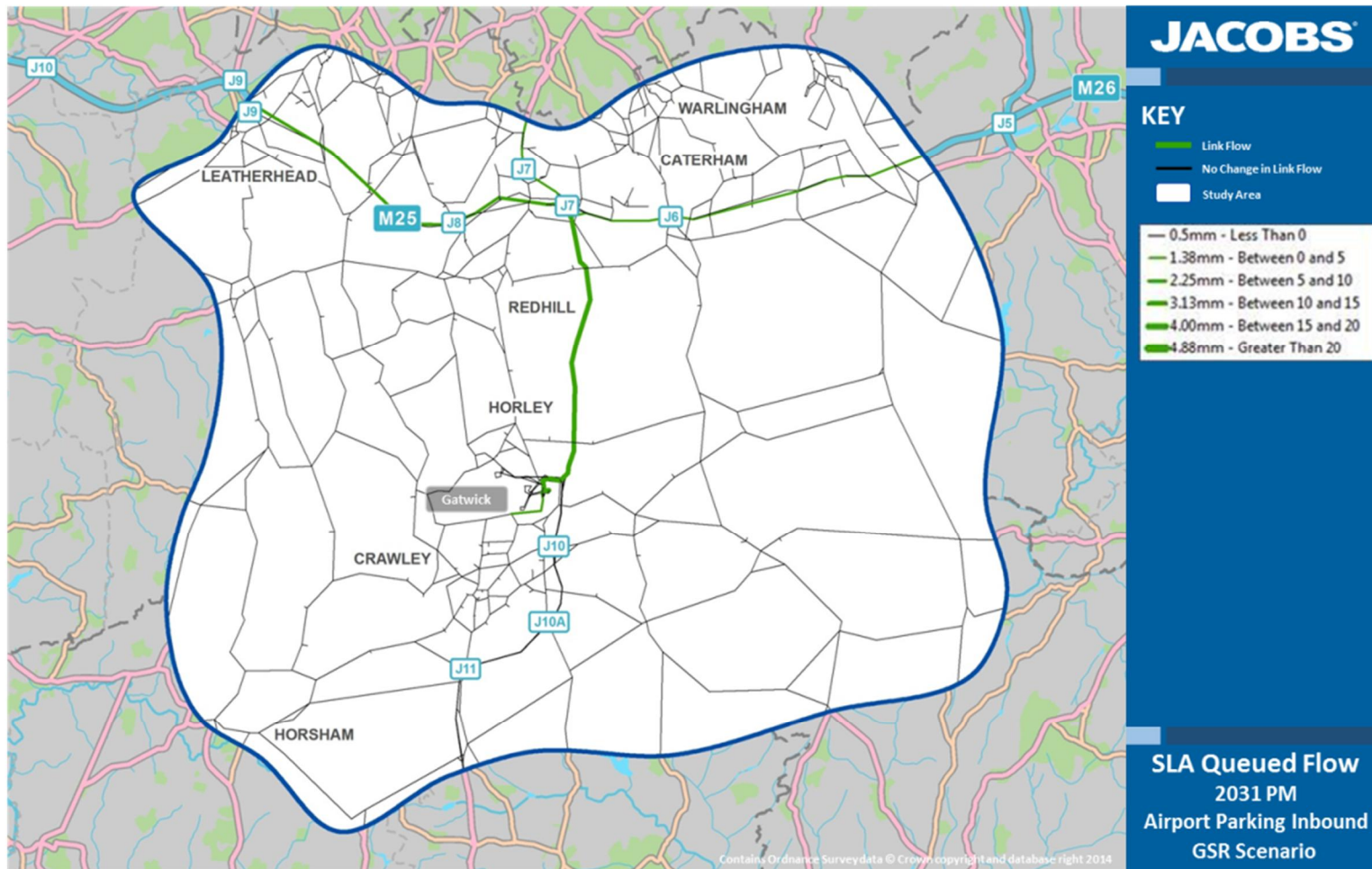


Figure 148: SLA queued flow of traffic traveling From Gatwick Long Stay Car Park AM on the strategic road network surrounding Gatwick

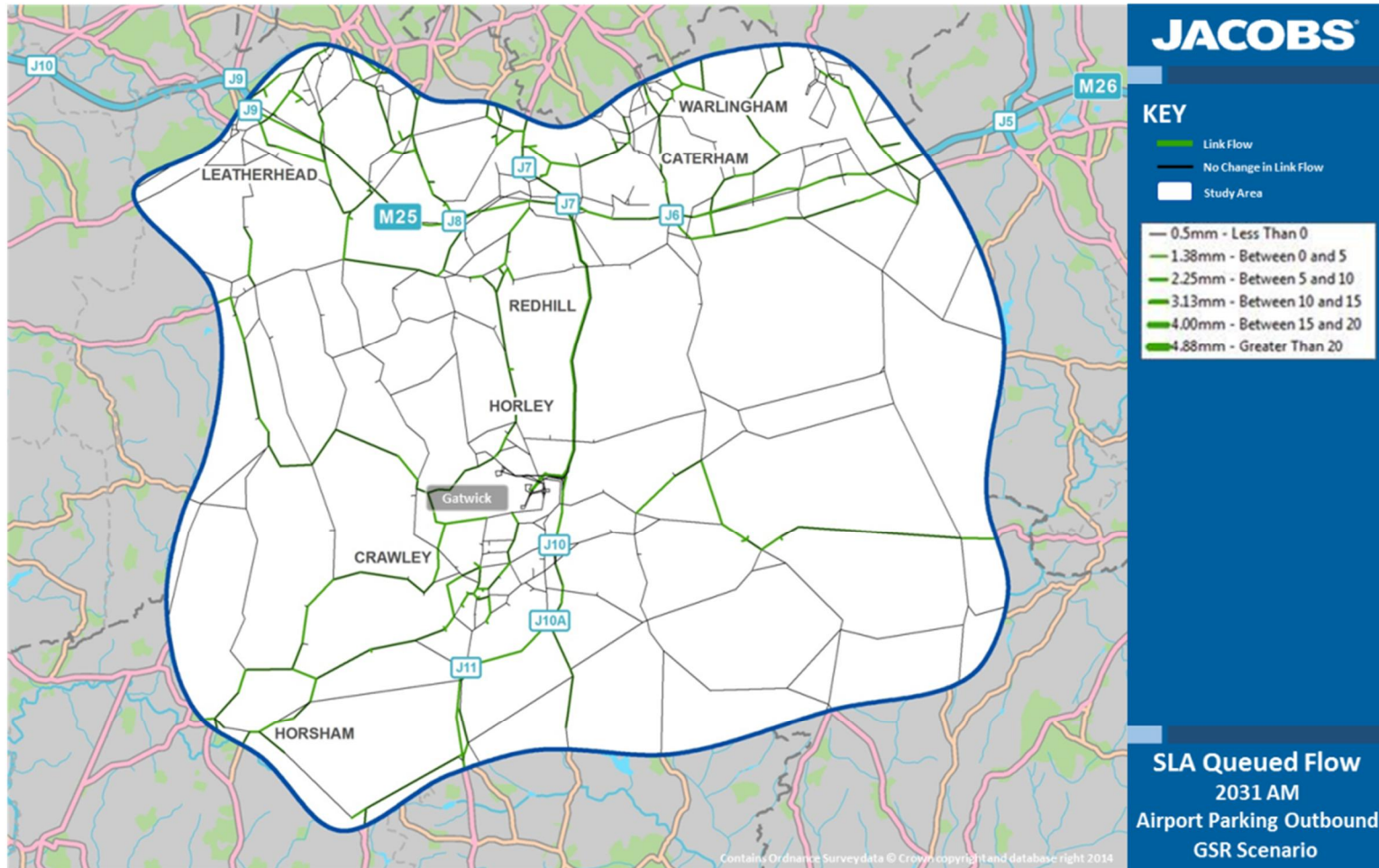


Figure 149: SLA queued flow of traffic traveling From Gatwick Long Stay Car Park IP on the strategic road network surrounding Gatwick

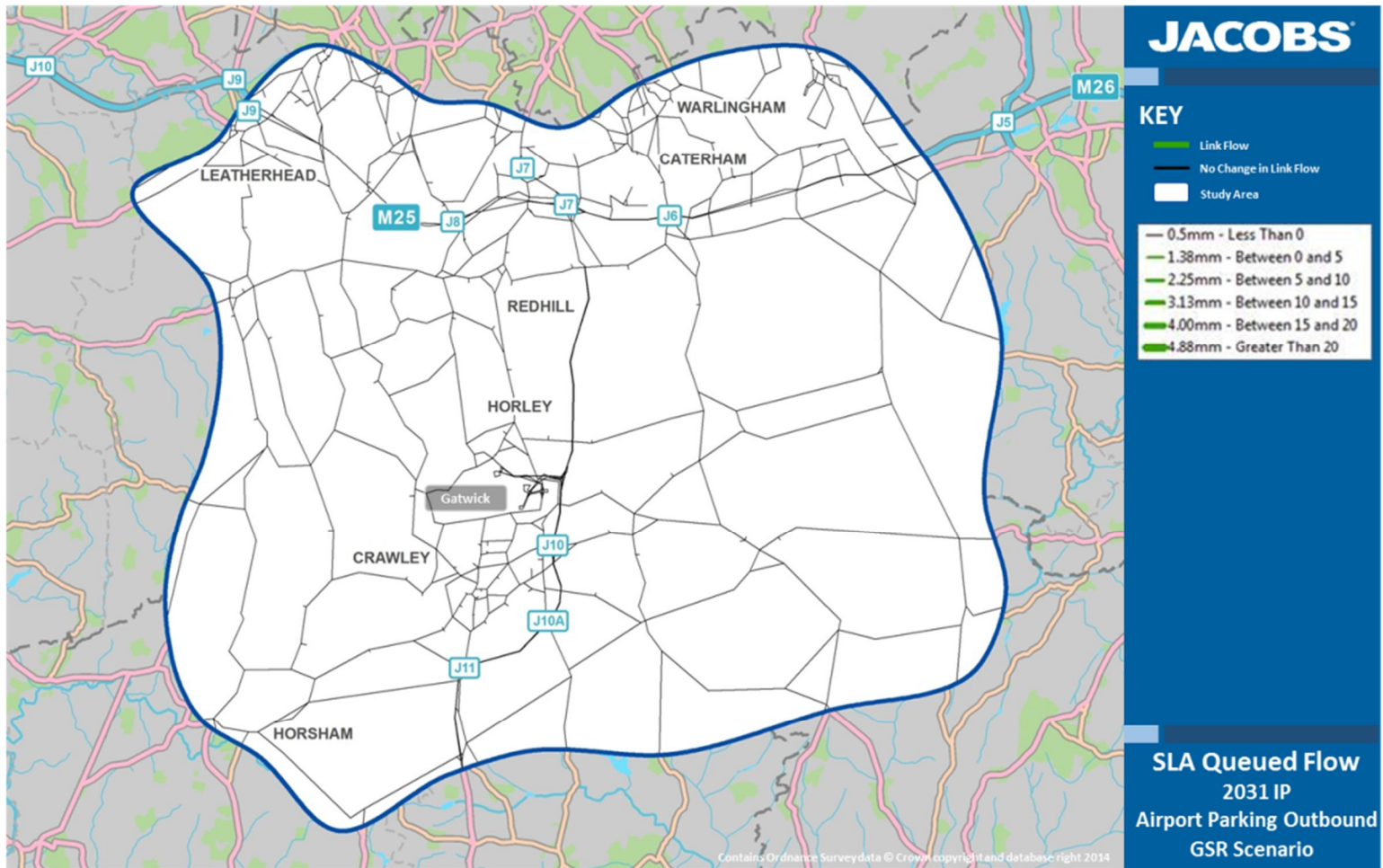
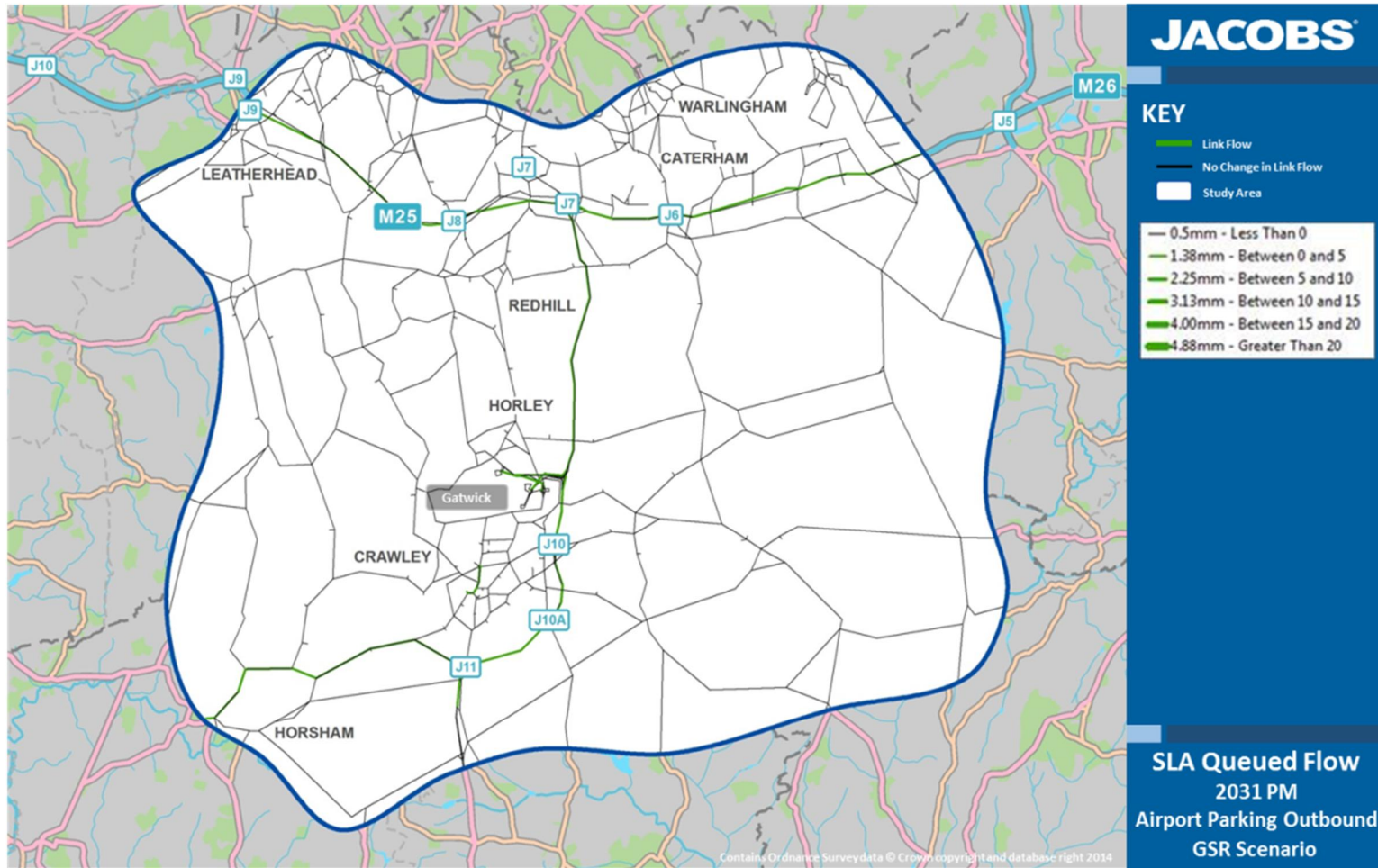


Figure 150: SLA queued flow of traffic traveling From Gatwick Long Stay Car Park PM on the strategic road network surrounding Gatwick





### 3. Dynamic model schematic diagrams

Figure 151: Actual Flow Schematic Study Area AM

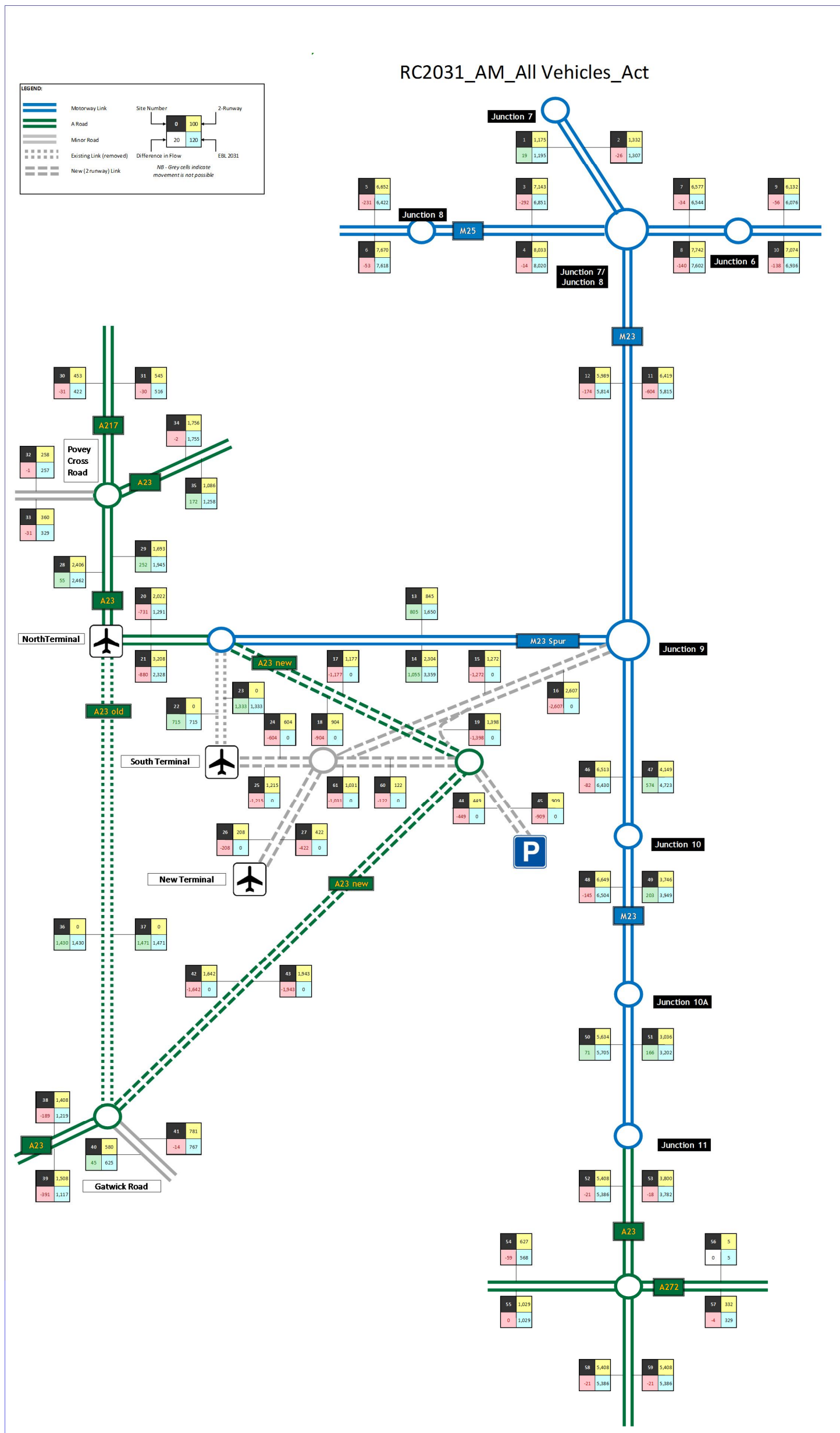


Figure 152: Actual Flow Schematic Study Area IP

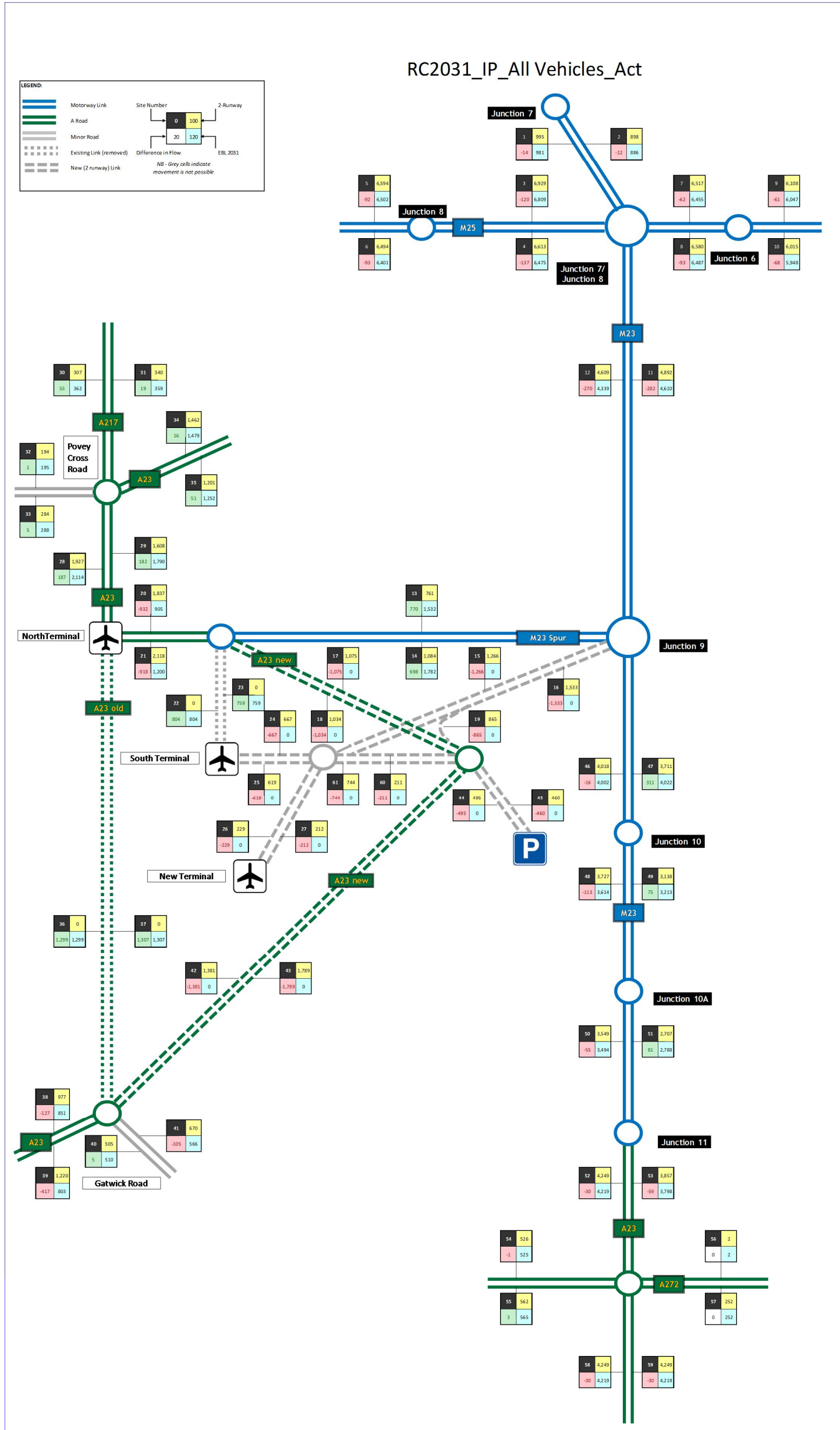


Figure 153: Actual Flow Schematic Study Area PM

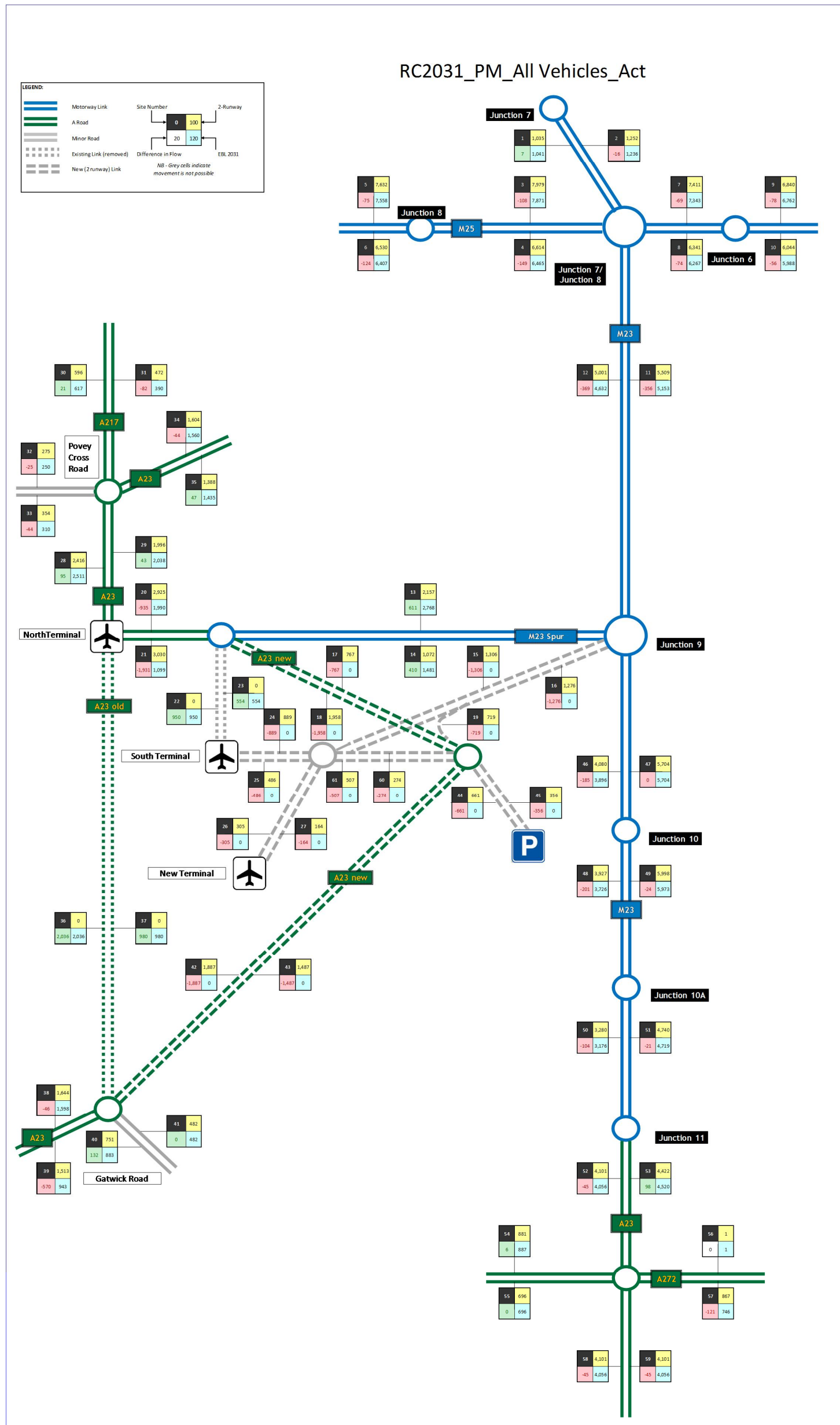


Figure 154: Demand Flow Schematic Study Area AM

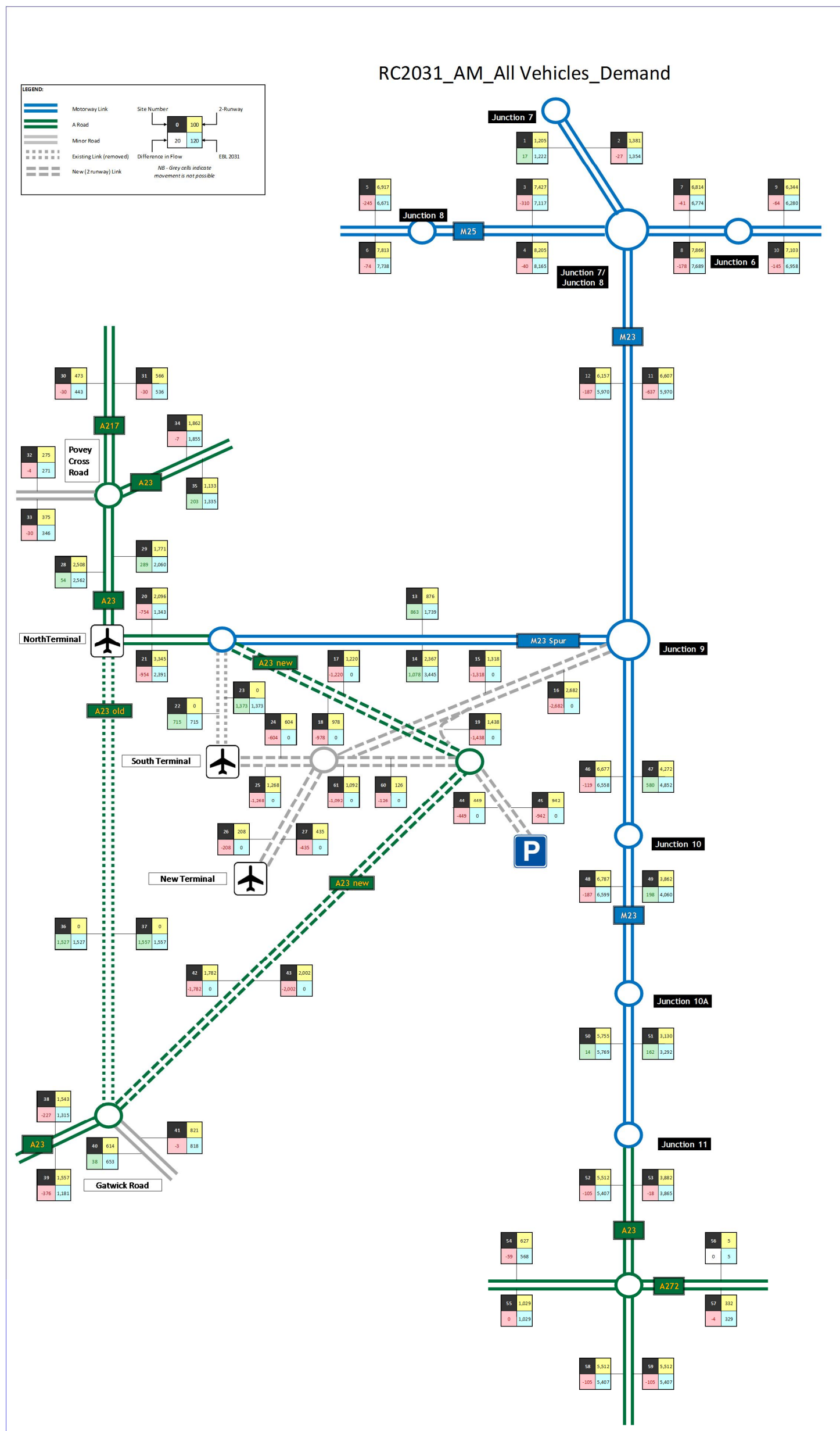


Figure 155: Demand Flow Schematic Study Area IP

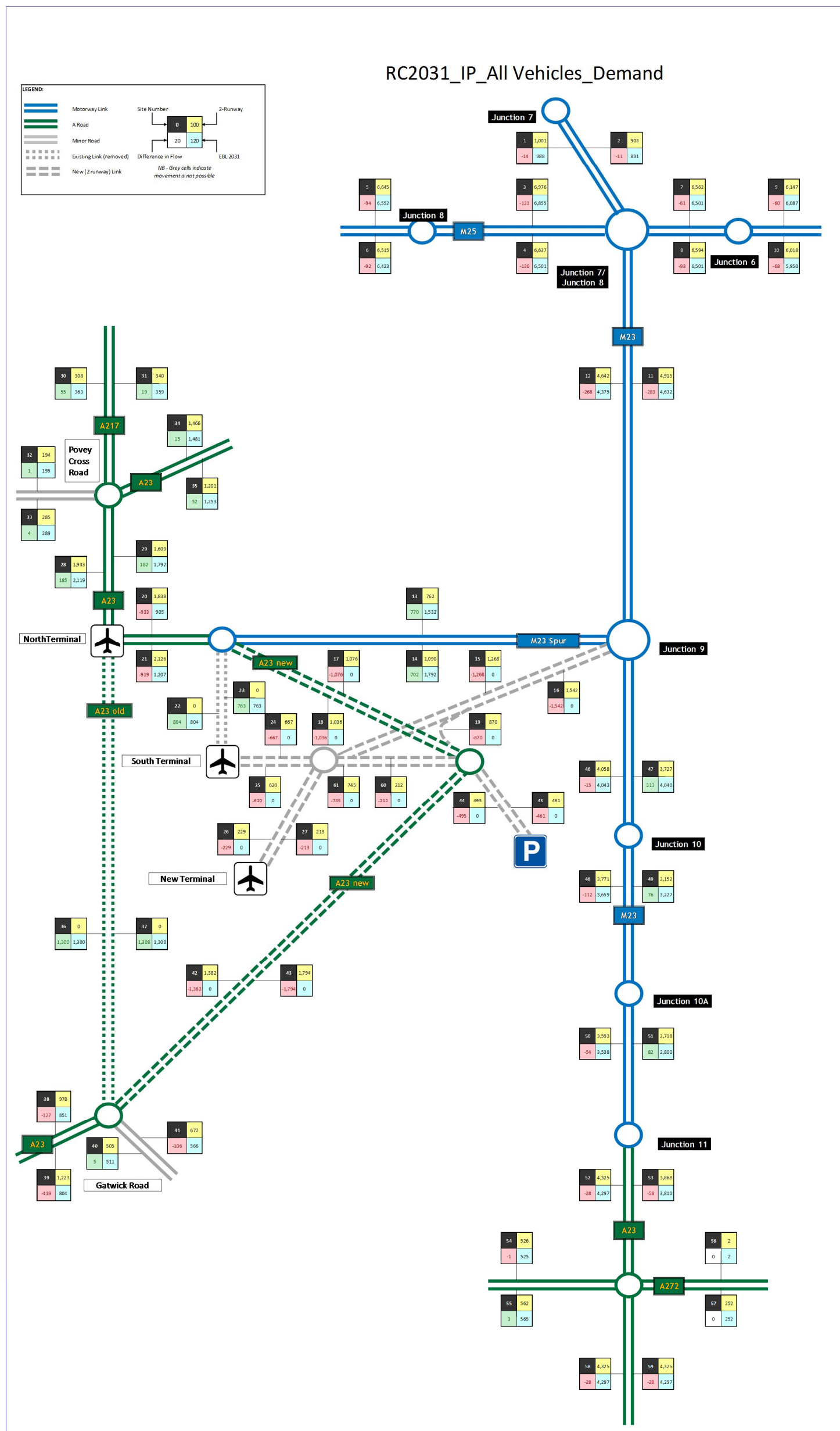


Figure 156: Demand Flow Schematic Study Area PM

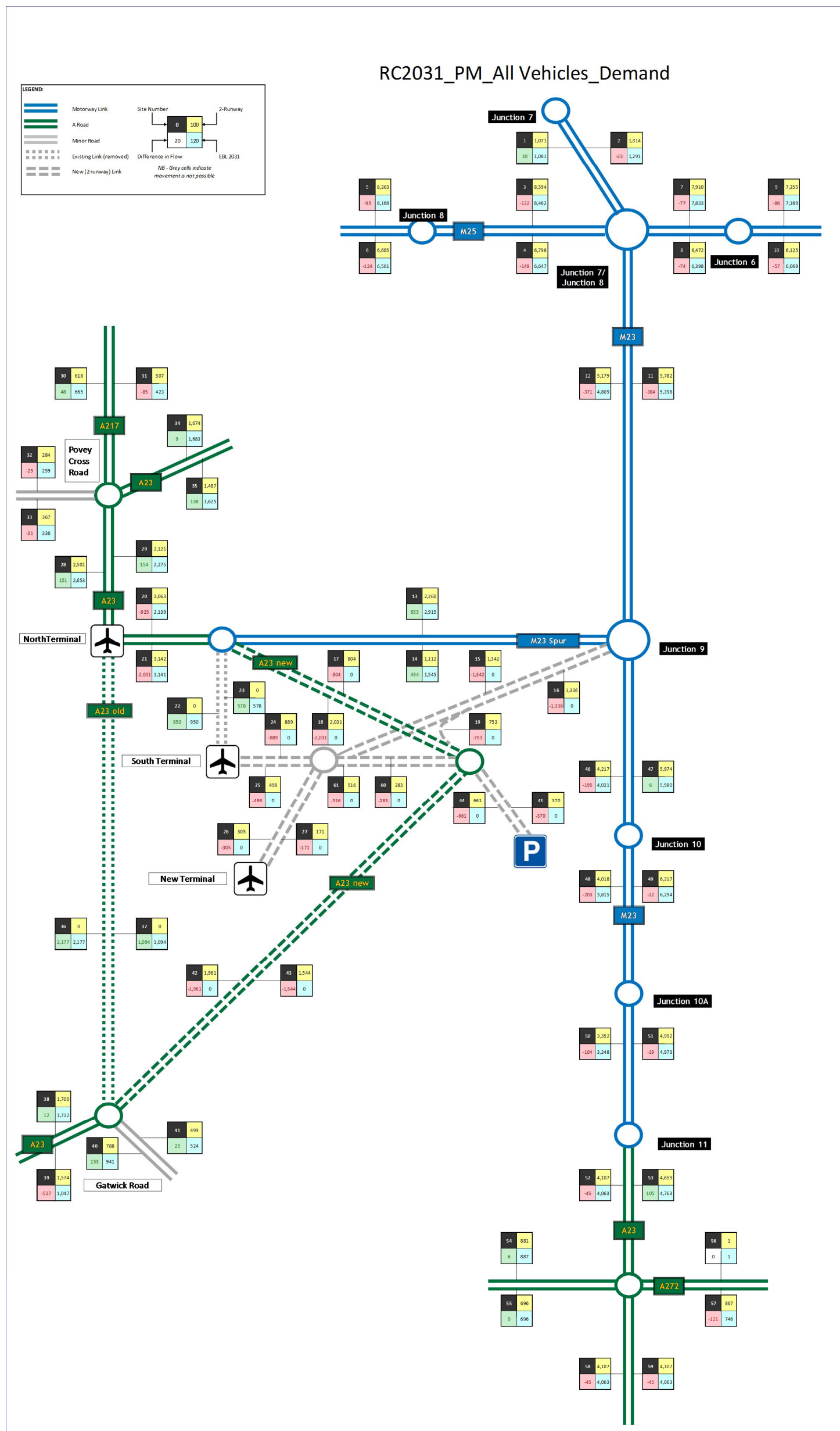


Figure 157: Demand over Actual Flow Schematic Study Area AM

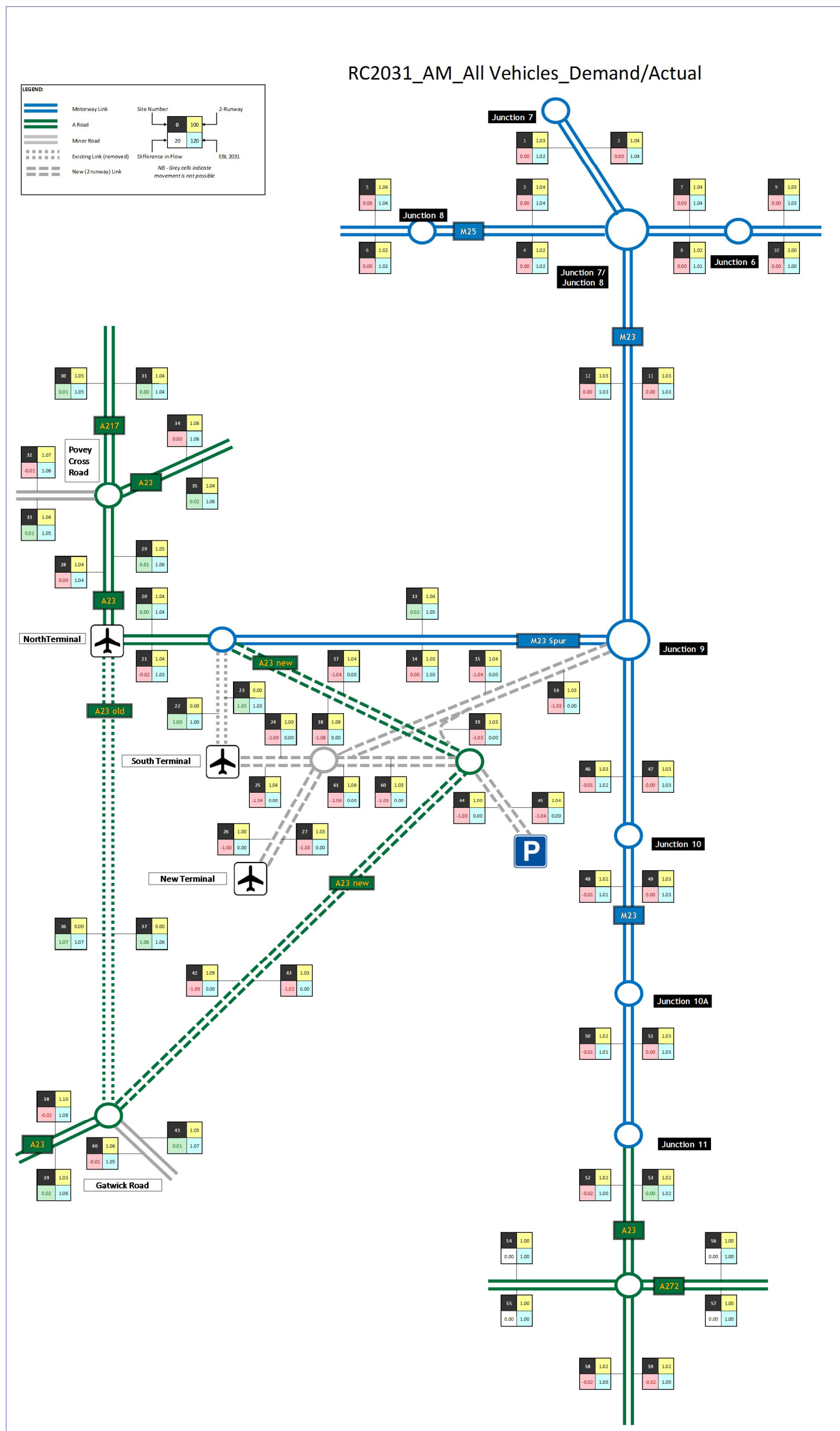




Figure 158: Demand over Actual Flow Schematic Study Area IP

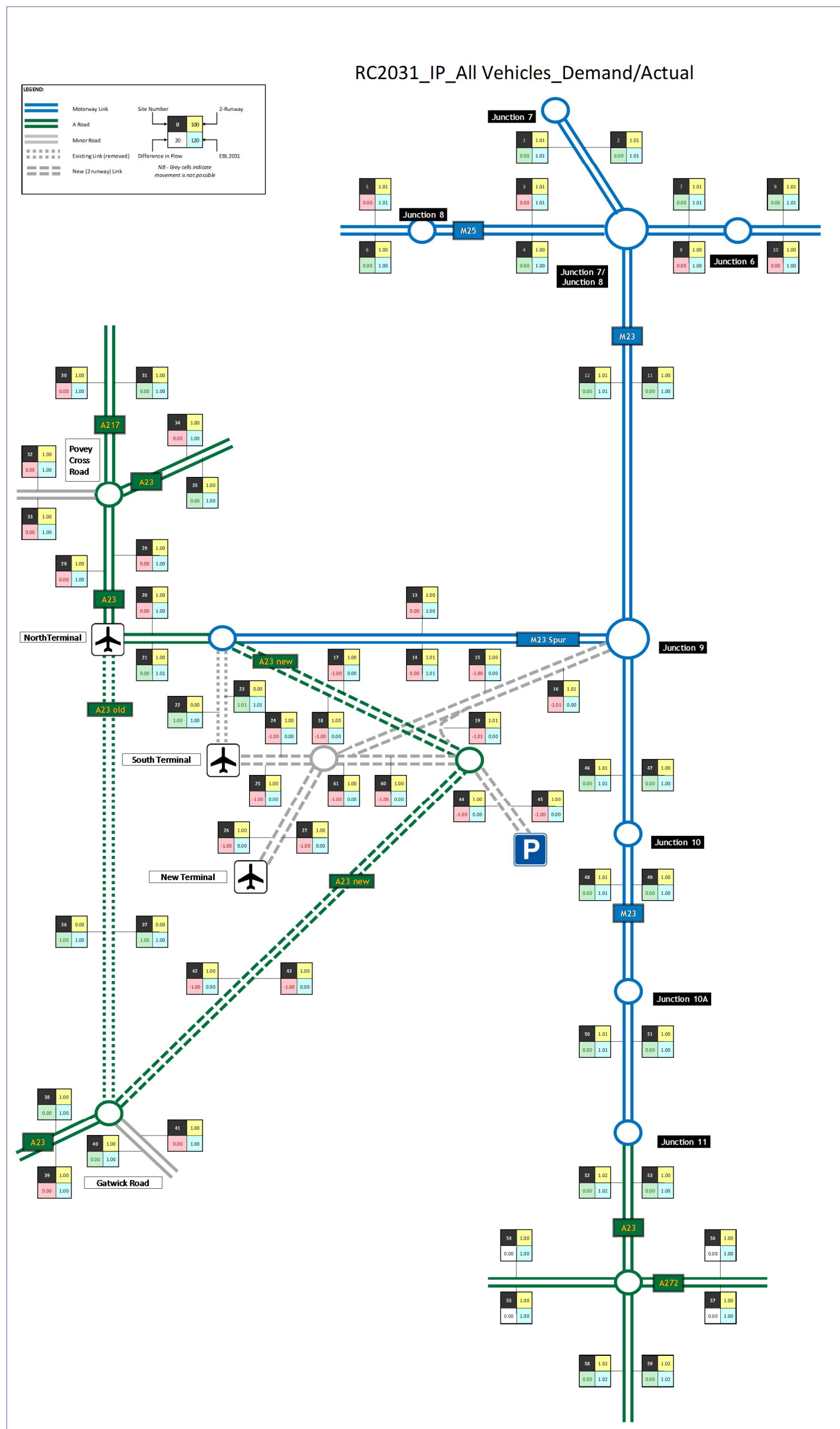


Figure 159: Demand over Actual Flow Schematic Study Area PM

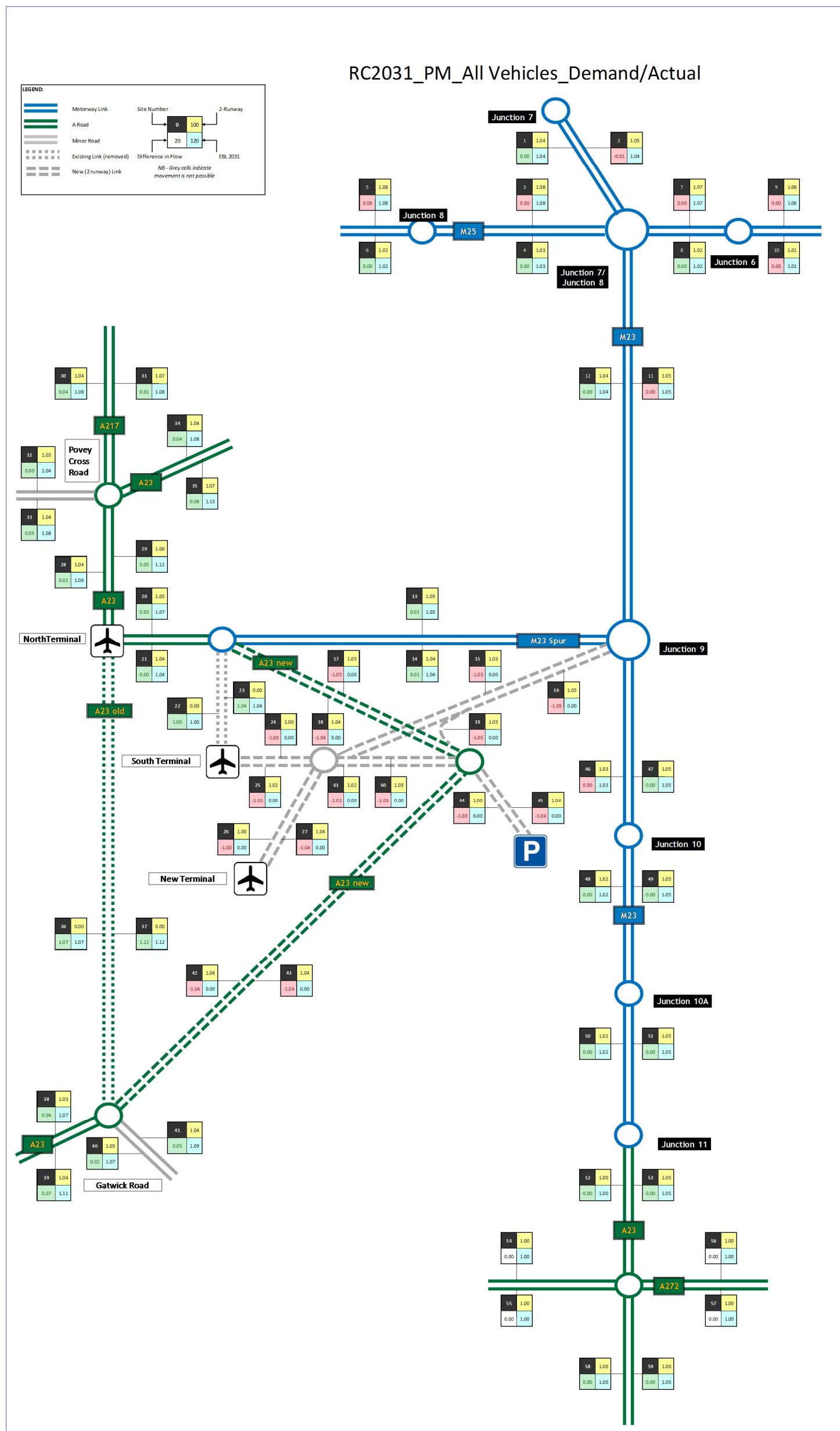


Figure 160: V/C Schematic Study Area AM

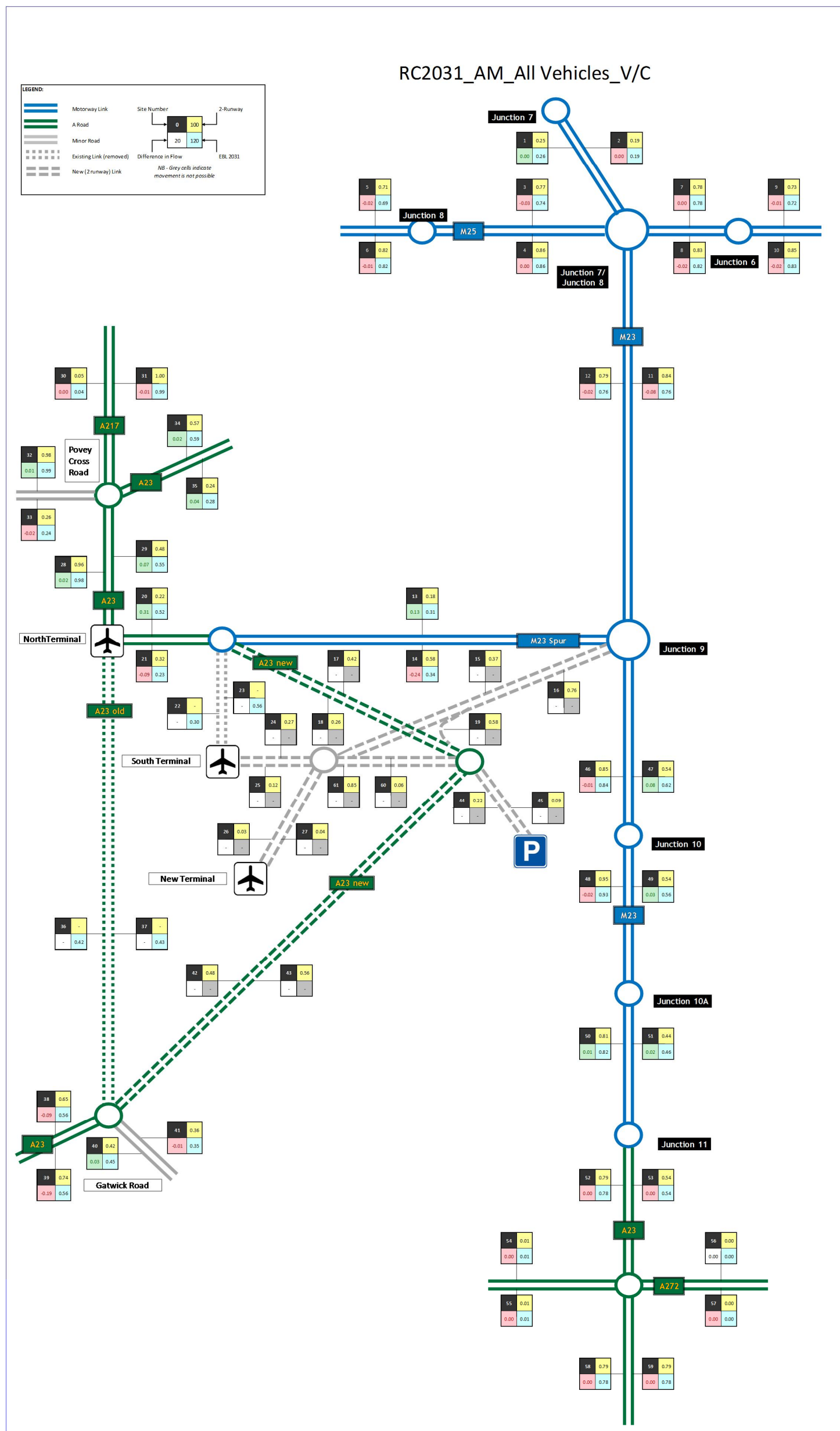


Figure 161: V/C Schematic Study Area IP

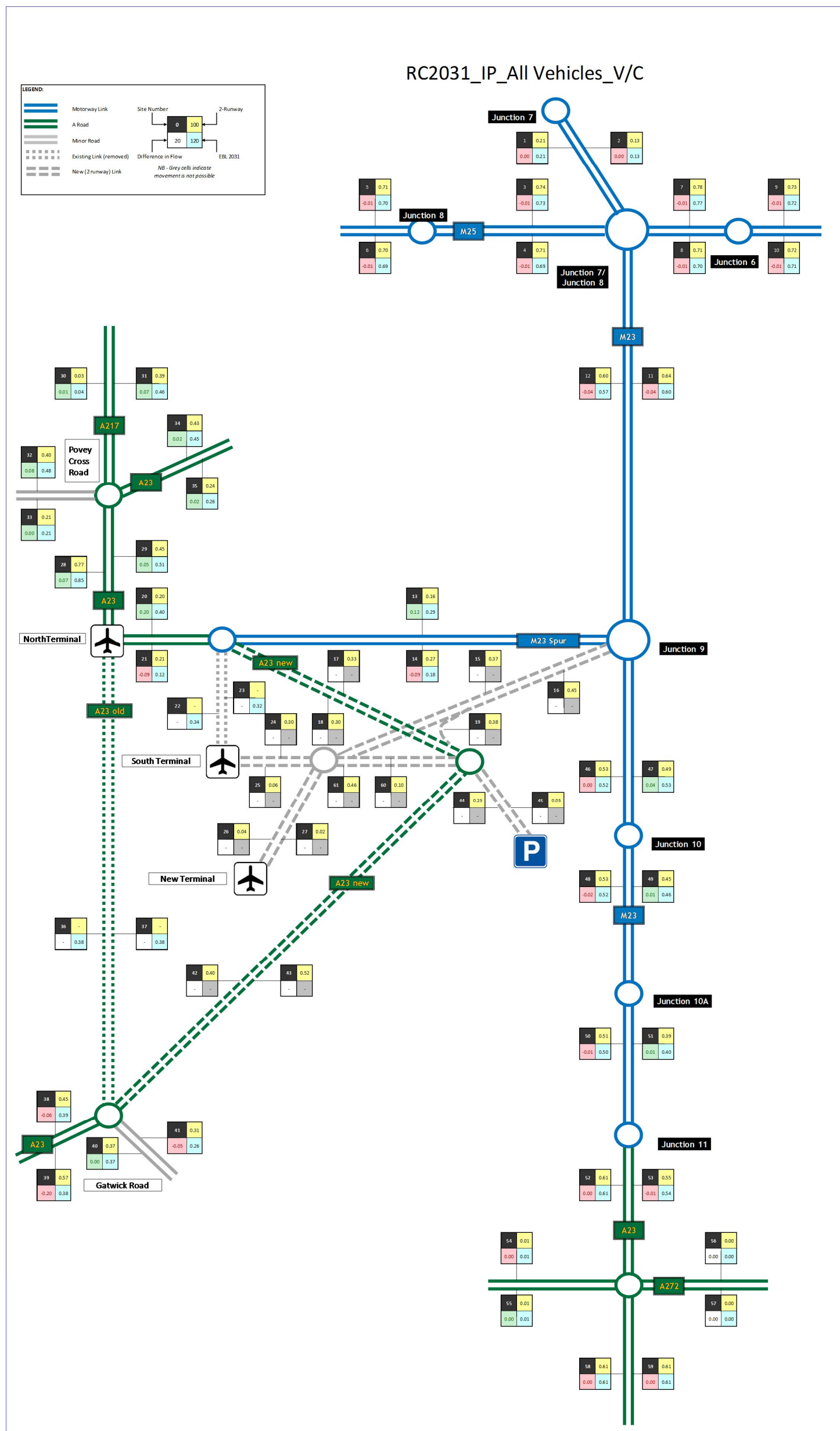


Figure 162: V/C Schematic Study Area PM

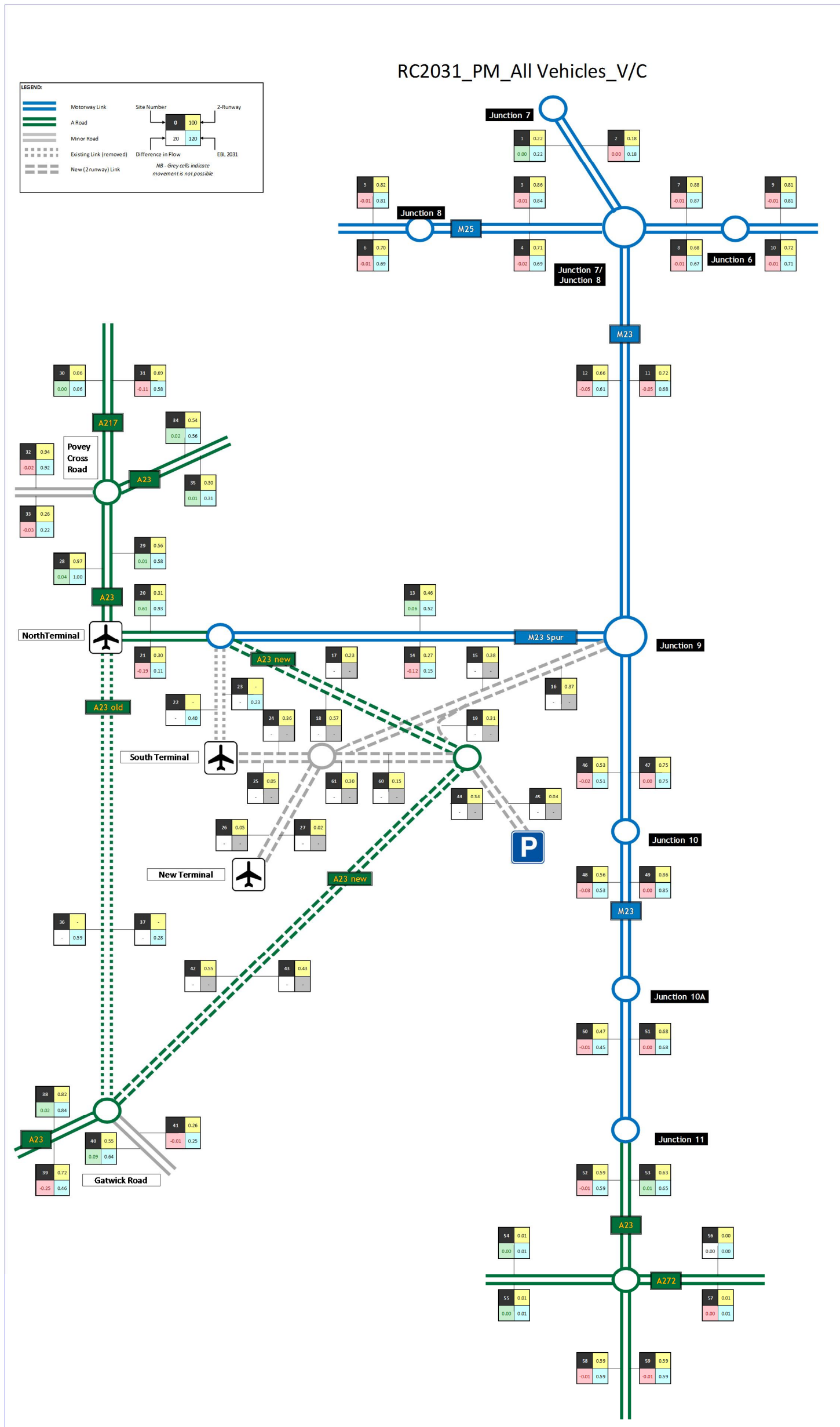


Figure 163: Actual Flow Schematic Motorways AM

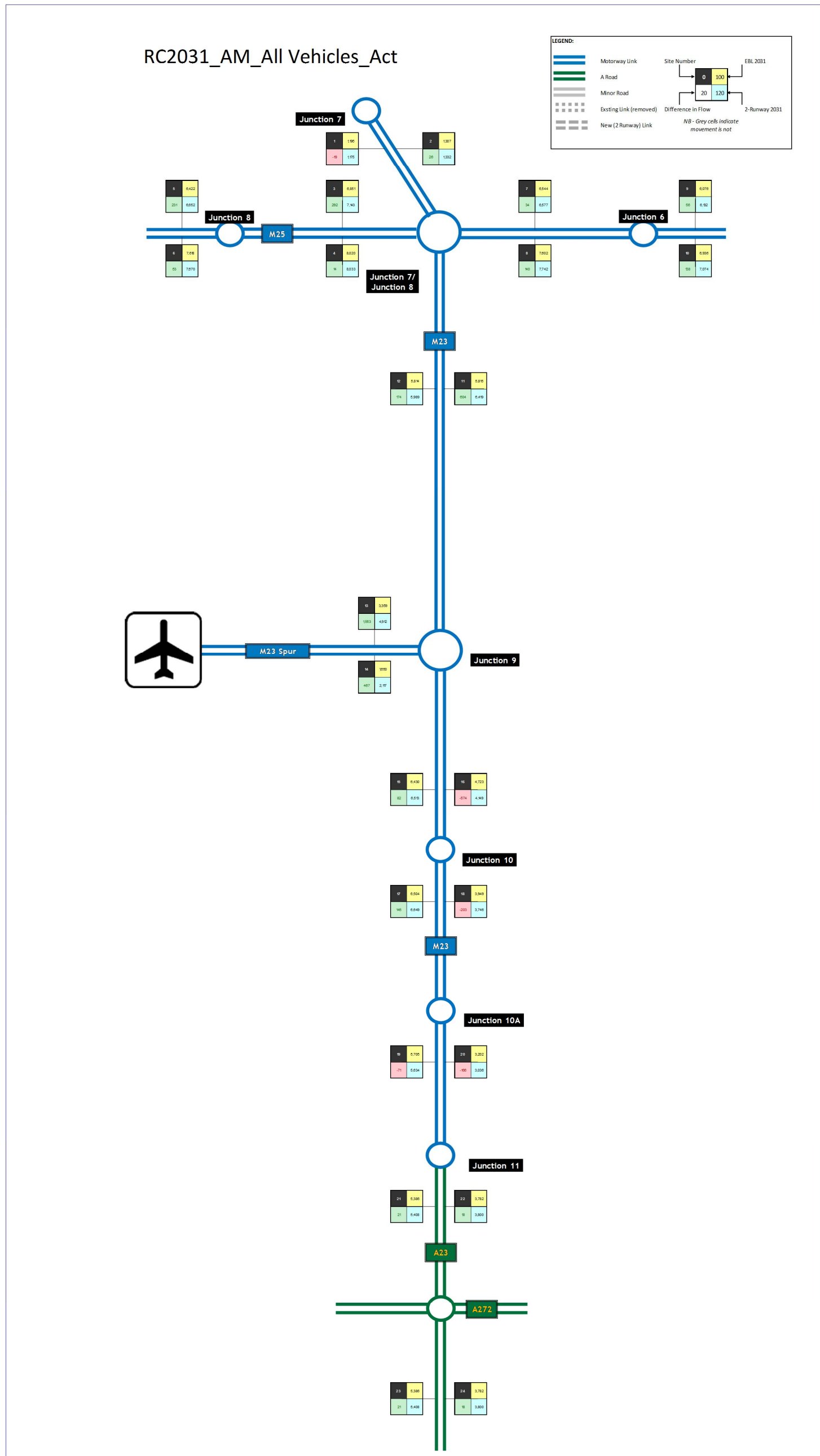


Figure 164: Actual Flow Schematic Motorways IP

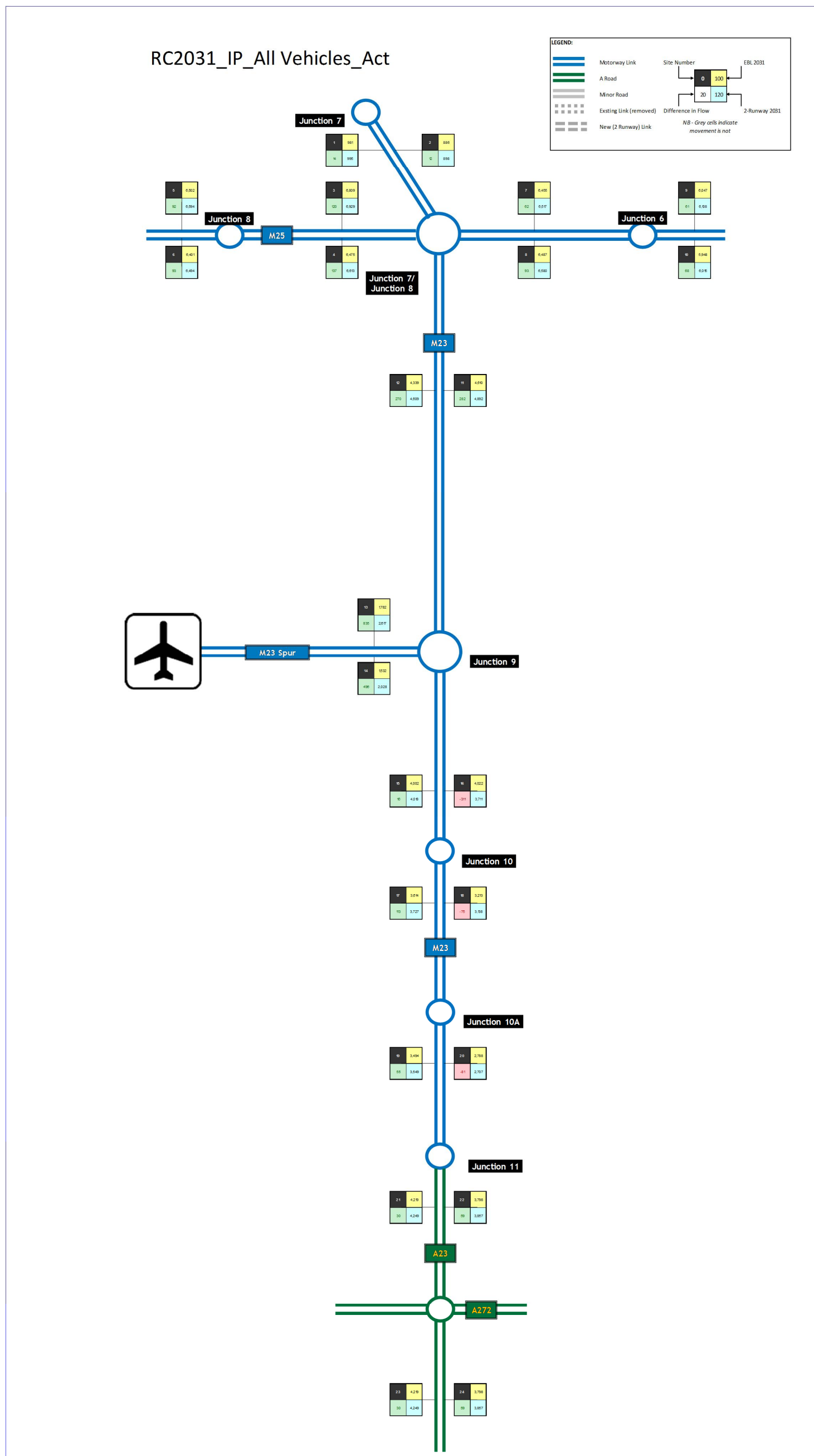


Figure 165: Actual Flow Schematic Motorways PM

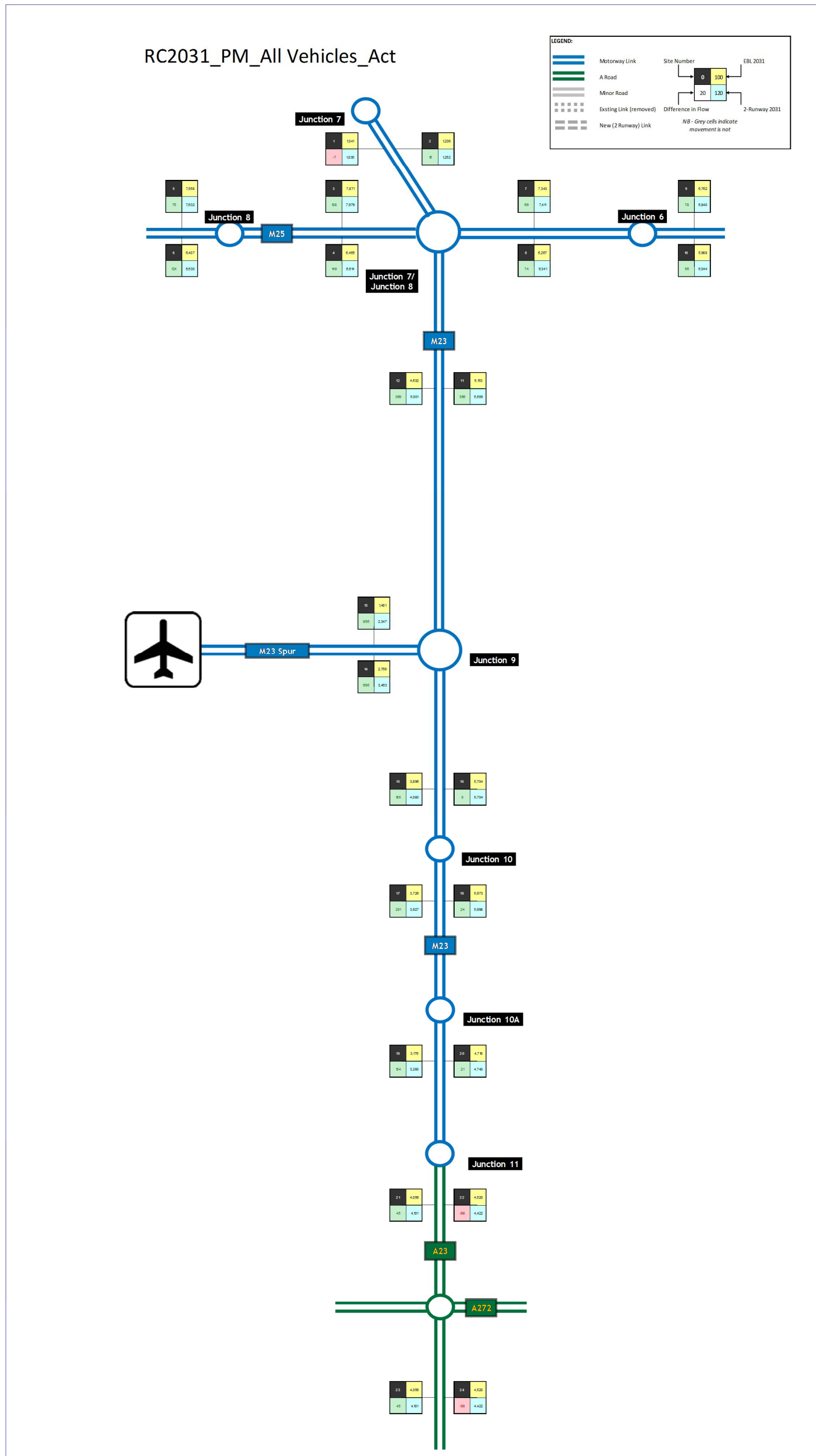




Figure 166: Demand Flow Schematic Motorways AM

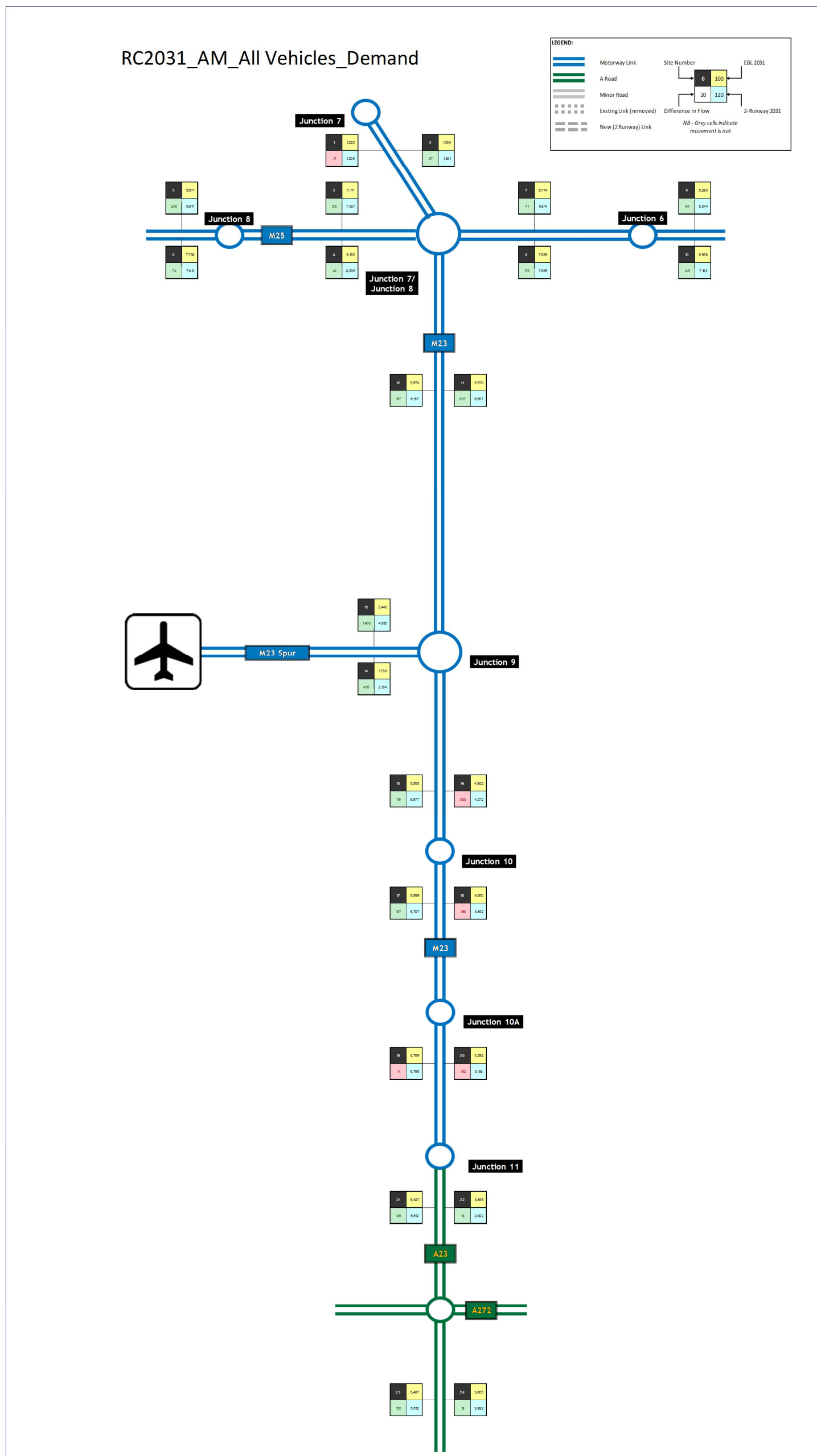


Figure 167: Demand Flow Schematic Motorways IP

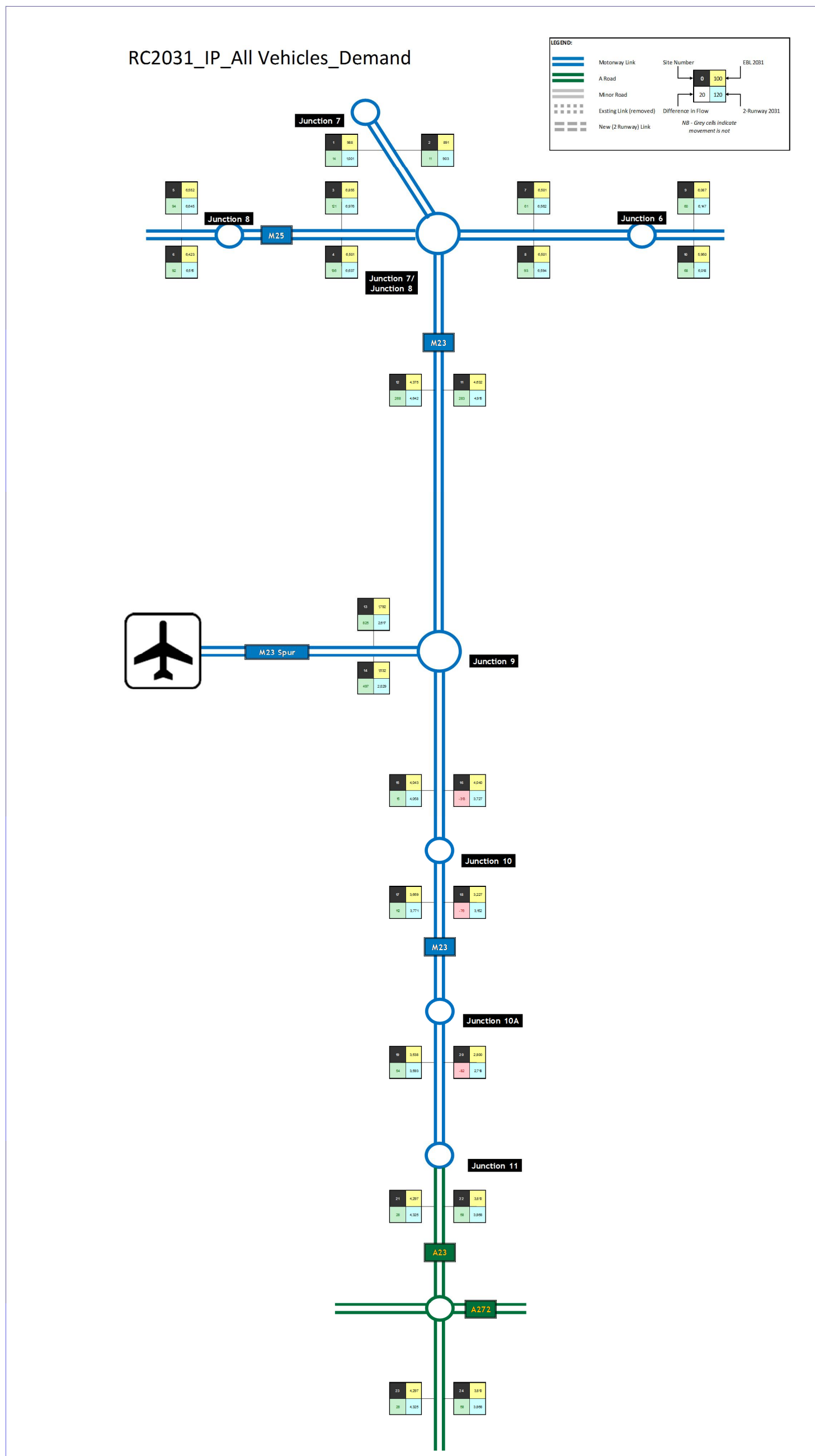


Figure 168: Demand Flow Schematic Motorways PM

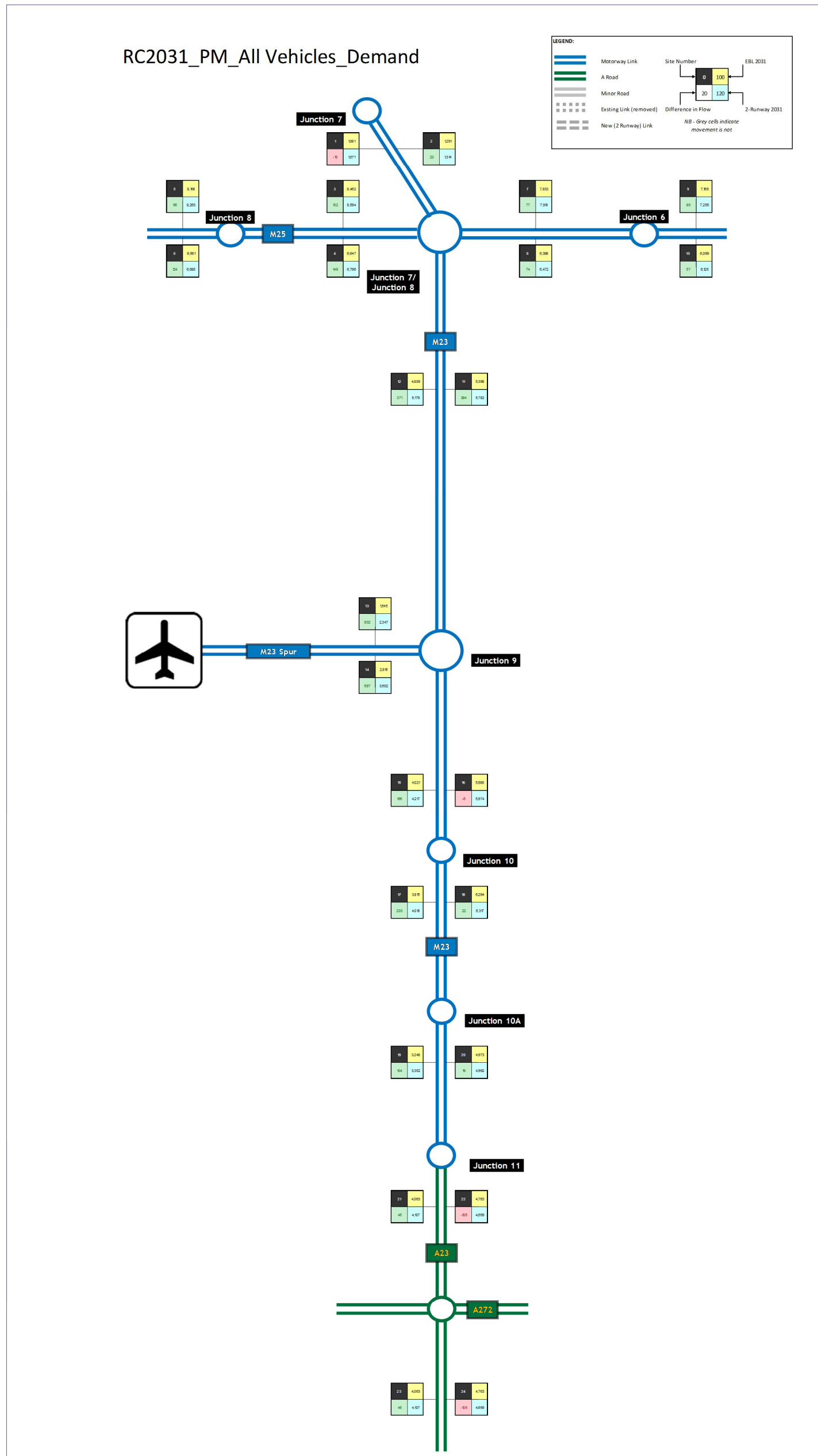


Figure 169: Demand over Actual Flow Schematic Motorways AM

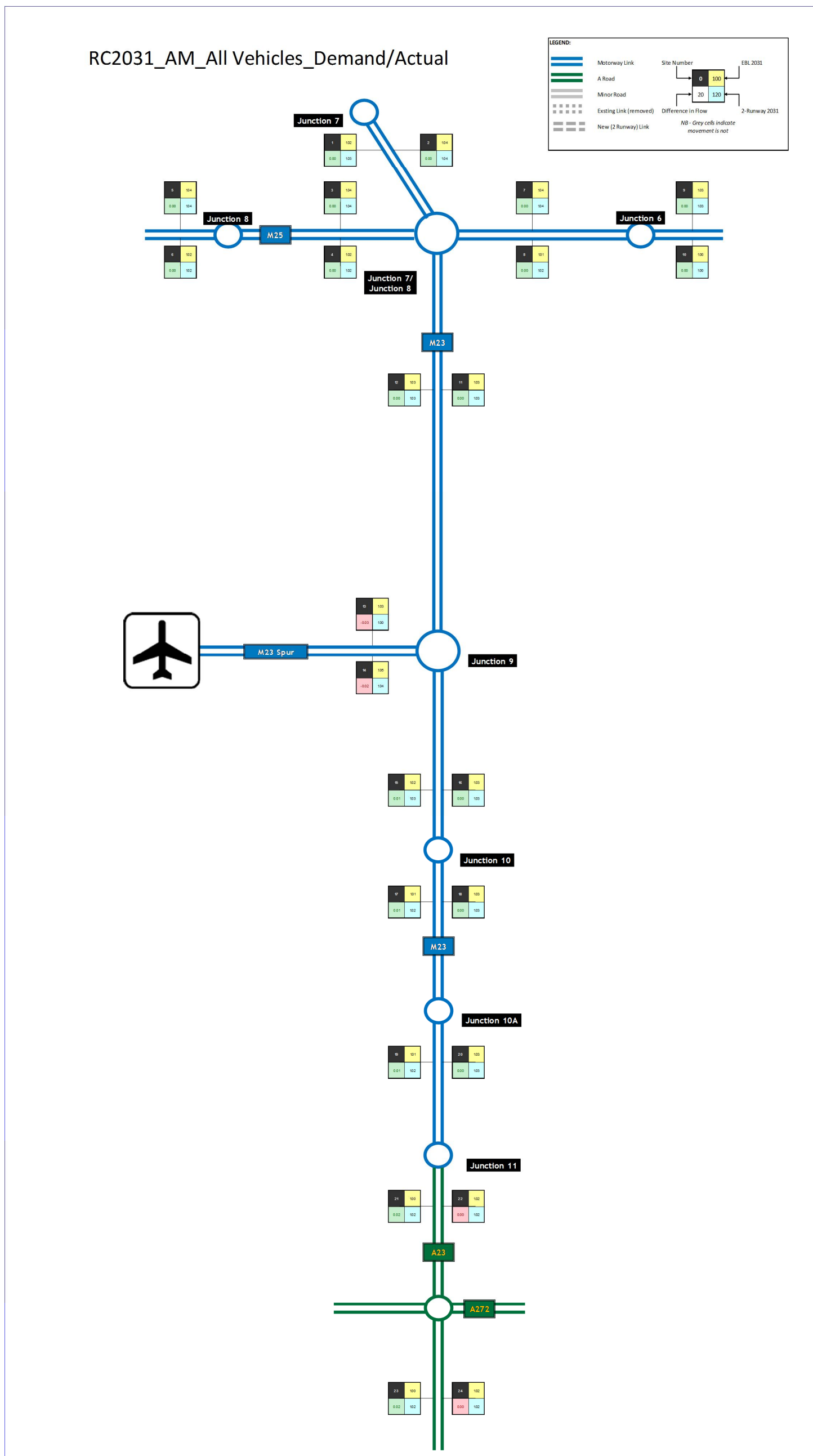


Figure 170: Demand over Actual Flow Schematic Motorways IP

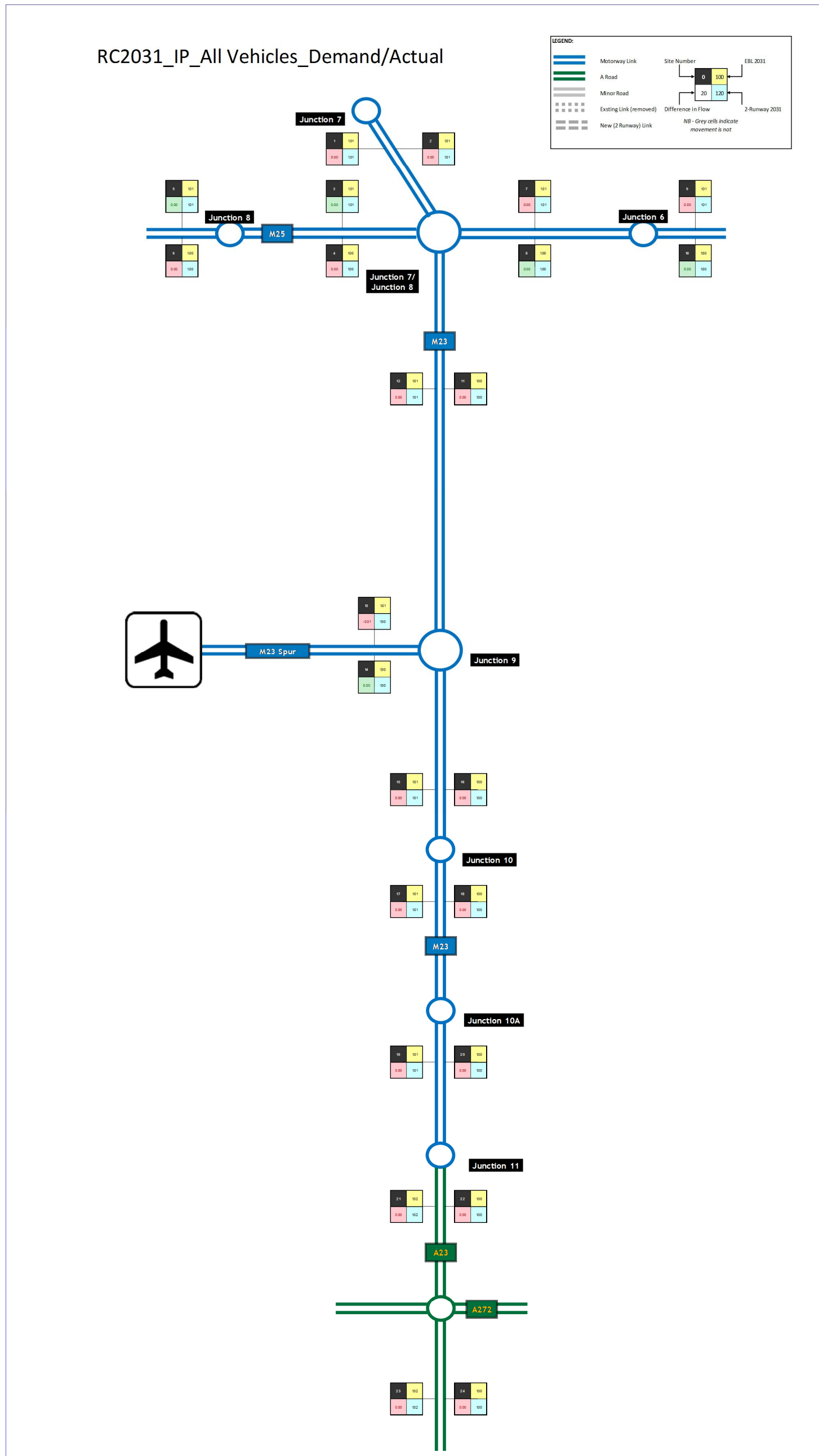


Figure 171: Demand over Actual Flow Schematic Motorways PM

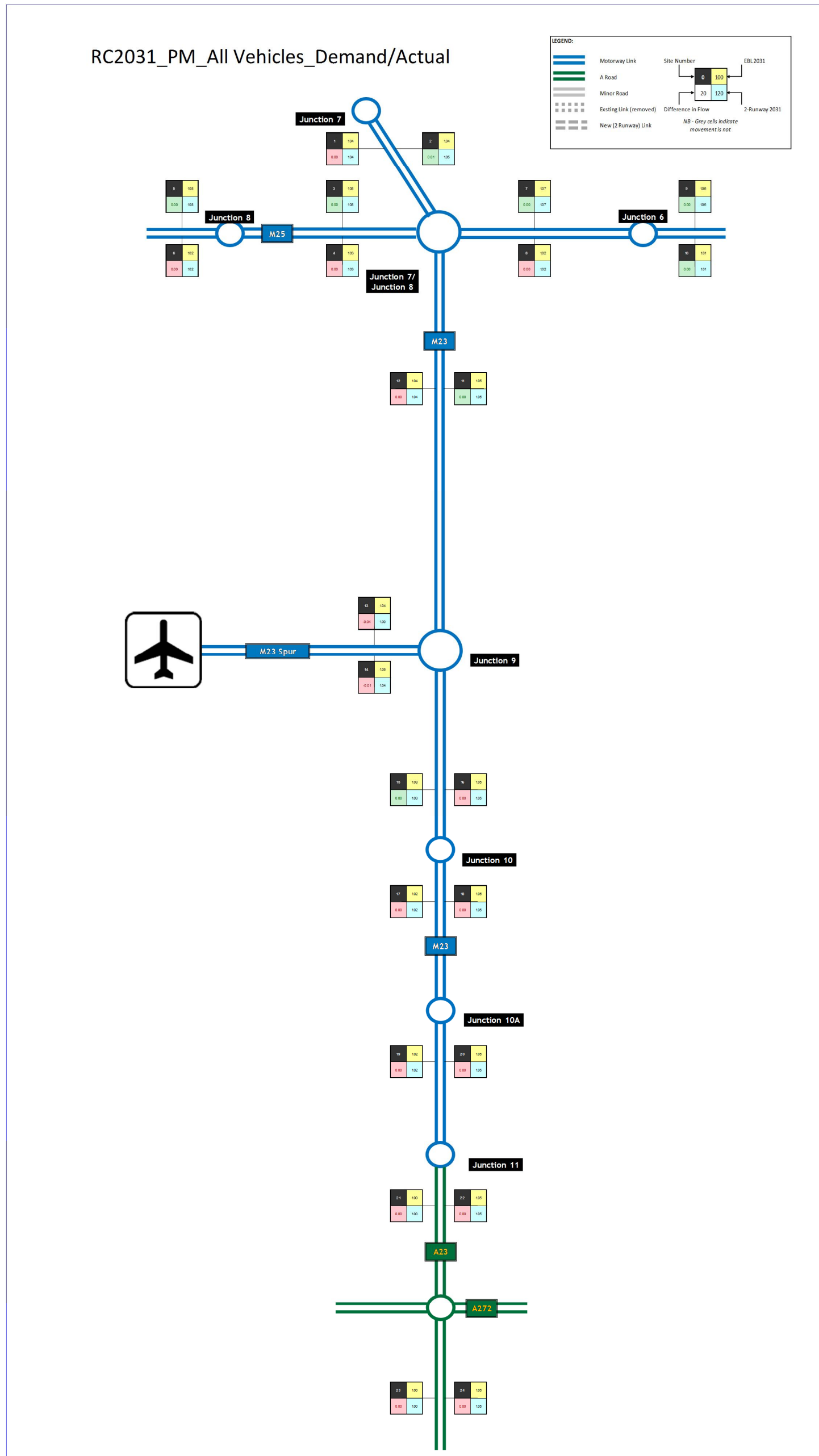


Figure 172: V/C Schematic Motorways AM

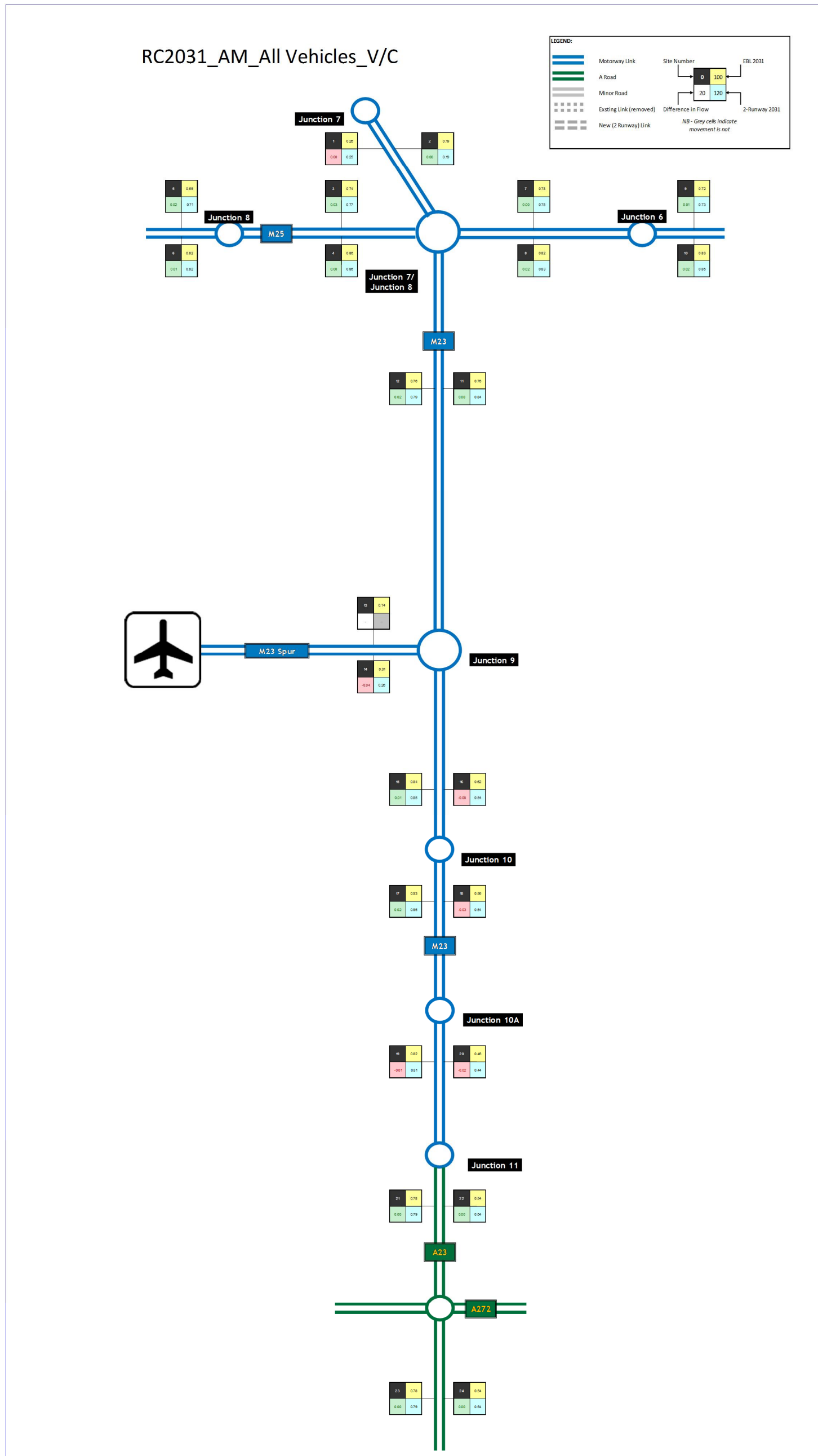


Figure 173: V/C Schematic Motorways IP

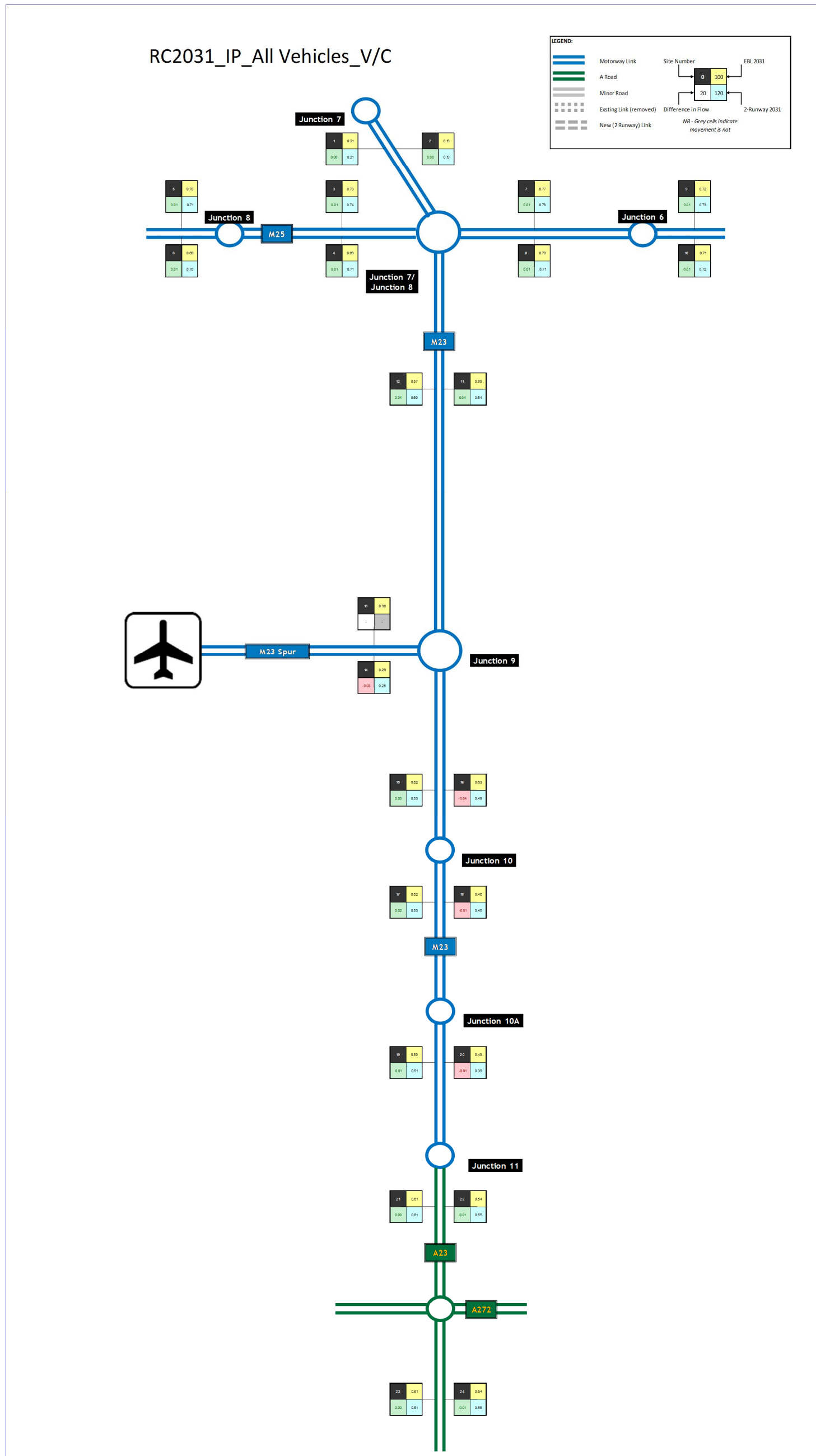




Figure 174: V/C Schematic Motorways PM



## 4. Overcapacity links

Table 1: AM V/C Summary for Strategic Links (Extended Baseline and Gatwick Second Runway)

Link	Type	Dir	Full Description	Anode	Bnode	LinkID	Extended Baseline					Gatwick Second Runway				
							AM					AM				
							Actual Flow	Demand Flow	Actual V/C	Demand V/C	Airport Demand	Actual Flow	Demand Flow	Actual V/C	Demand V/C	Airport Demand
A23	Mainline	NB	A23-Mainline, NB Thru Handcross Junction	90705	90703	90705_90703_	6344	6369	91	91	348	6425	6530	92	93	513
A23	Mainline	NB	A23-Mainline, NB From Handcross Junction	90703	90701	90703_90701_	6344	6369	91	91	348	6425	6530	92	93	513
A23	Mainline	NB	A23-Mainline, NB From Handcross Junction	90701	90291	90701_90291_	6344	6369	91	91	348	6425	6530	92	93	513
A23	Mainline	NB	A23-Mainline, NB From Handcross Junction	90291	90247	90291_90247_	6344	6369	91	91	348	6425	6530	92	94	513
A23	Off Slip	NB	A23-Off Slip, NB To A23 / M23 J11 Roundabout	90247	90240	90247_90240_	1296	1301	87	88	0	1241	1261	84	85	0
M23	Mainline	NB	M23-Mainline, NB Thru M23 J11	90247	90245	90247_90245_	5048	5068	72	72	348	5184	5269	74	75	513
M23	Mainline	NB	M23-Mainline, NB Thru M23 J11	90245	90249	90245_90249_	5048	5068	93	93	348	5184	5269	89	90	513
M23	On Slip	NB	M23-On Slip, NB At M23 J11	90239	90249	90239_90249_	790	836	82	86	77	595	633	70	74	49
M23 J11 Roundabout	Circulating	6 o'clock to 9 o'clock	M23 J11 Roundabout-Circulating, 6 o'clock to 9 o'clock	90240	90243	90240_90243_	2979	3034	52	53	24	2888	2954	70	72	32
M23 J11 Roundabout	Circulating	9 o'clock to 12 o'clock	M23 J11 Roundabout-Circulating, 9 o'clock to 12 o'clock	90243	90244	90243_90244_	2785	2929	76	80	71	2372	2473	65	68	33
M23 J11 Roundabout	Circulating	9 o'clock to 12 o'clock	M23 J11 Roundabout-Circulating, 9 o'clock to 12 o'clock	90244	90239	90244_90239_	1991	2107	54	57	77	1594	1697	43	46	49
M23 J11 Roundabout	Circulating	12 o'clock to 3 o'clock	M23 J11 Roundabout-Circulating, 12 o'clock to 3 o'clock	90239	90238	90239_90238_	1202	1272	54	57	0	999	1064	45	48	0
M23 J11 Roundabout	Circulating	3 o'clock to 6 o'clock	M23 J11 Roundabout-Circulating, 3 o'clock to 6 o'clock	90238	90242	90238_90242_	1914	2004	54	57	20	1550	1631	44	46	3
M23 J11 Roundabout	Circulating	3 o'clock to 6 o'clock	M23 J11 Roundabout-Circulating, 3 o'clock to 6 o'clock	90242	90241	90242_90241_	2818	2903	65	67	24	2583	2654	59	61	32
M23 J11 Roundabout	Circulating	3 o'clock to 6 o'clock	M23 J11 Roundabout-Circulating, 3 o'clock to 6 o'clock	90241	90240	90241_90240_	1669	1720	75	77	24	1636	1681	74	76	32
M23	Mainline	NB	M23-Mainline, NB From M23 J11	90249	90028	90249_90028_	5837	5903	84	84	425	5779	5903	83	84	562
M23	Mainline	NB	M23-Mainline, NB To M23 J10a	90028	90026	90028_90026_	5837	5903	94	95	425	5779	5903	96	98	562
M23	On Slip	NB	M23-On Slip, NB At M23 J10a	90308	90026	90308_90026_	803	834	62	64	82	1019	1037	71	72	125
M23	Mainline	NB	M23-Mainline, NB From M23 J10a	90026	90156	90026_90156_	6640	6738	95	96	507	6798	6939	97	99	687
M23	Mainline	NB	M23-Mainline, NB From M23 J10a	90156	90024	90156_90024_	6640	6738	95	96	507	6797	6939	97	99	687
M23	Mainline	NB	M23-Mainline, NB From M23 J10a	90024	90117	90024_90117_	6640	6738	95	96	507	6797	6939	97	99	687
M23	Off Slip	NB	M23-Off Slip, NB At M23 J10	90117	90115	90117_90115_	882	895	36	37	0	990	1010	41	41	0
M23 J10 Roundabout	Circulating	6 o'clock to 9 o'clock	M23 J10 Roundabout-Circulating, 6 o'clock to 9 o'clock	90115	90108	90115_90108_	1897	1972	34	35	42	1684	1755	30	31	43
M23 J10 Roundabout	Circulating	6 o'clock to 9 o'clock	M23 J10 Roundabout-Circulating, 6 o'clock to 9 o'clock	90108	90109	90108_90109_	416	432	27	28	36	425	443	28	29	43
M23 J10 Roundabout	Circulating	9 o'clock to 12 o'clock	M23 J10 Roundabout-Circulating, 9 o'clock to 12 o'clock	90109	90110	90109_90110_	1218	1287	22	23	75	1250	1319	22	23	46
M23 J10 Roundabout	Circulating	9 o'clock to 12 o'clock	M23 J10 Roundabout-Circulating, 9 o'clock to 12 o'clock	90110	90111	90110_90111_	403	426	25	26	0	392	414	24	25	0
M23 J10 Roundabout	Circulating	12 o'clock to 3 o'clock	M23 J10 Roundabout-Circulating, 12 o'clock to 3 o'clock	90111	90112	90111_90112_	1321	1369	23	24	27	917	954	16	17	11
M23 J10 Roundabout	Circulating	12 o'clock to 3 o'clock	M23 J10 Roundabout-Circulating, 12 o'clock to 3 o'clock	90112	90113	90112_90113_	567	588	35	36	7	185	193	11	12	0
M23 J10 Roundabout	Circulating	3 o'clock to 6 o'clock	M23 J10 Roundabout-Circulating, 3 o'clock to 6 o'clock	90113	90114	90113_90114_	1134	1204	20	21	42	803	862	14	15	43
M23 J10 Roundabout	Circulating	3 o'clock to 6 o'clock	M23 J10 Roundabout-Circulating, 3 o'clock to 6 o'clock	90114	90115	90114_90115_	1015	1078	62	66	42	694	745	43	46	43
M23	On Slip	NB	M23-On Slip, NB At M23 J10	90110	90152	90110_90152_	815	861	61	65	75	858	905	64	67	46
M23	Mainline	NB	M23-Mainline, NB From M23 J10	90152	90150	90152_90150_	6573	6704	86	88	582	6666	6834	87	90	733
M23	Mainline	NB	M23-Mainline, NB From M23 J10	90150	90148	90150_90148_	6573	6704	86	88	582	6666	6834	87	90	733
M23	Mainline	NB	M23-Mainline, NB Thru M23 J9	90148	90146	90148_90146_	4717	4810	62	63	0	4475	4588	59	60	0
M23	Mainline	NB	M23-Mainline, NB Thru M23 J9	90146	90100	90146_90100_	4717	4810	69	71	0	4475	4588	69	70	0
M23	On Slip	NB	M23-On Slip, NB At M23 J9	90096	90100	90096_90100_	1215	1280	51	54	908	1638	1698	63	65	1191
M23	Mainline	NB	M23-Mainline, NB From M23 J9	90100	90019	90100_90019_	5932	6091	78	80	908	6113	6286	80	82	1191
M23	Mainline	NB	M23-Mainline, NB From M23 J9	90019	90018	90019_90018_	5932	6091	78	80	908	6113	6286	80	82	1191
M23	Mainline	NB	M23-Mainline, NB From M23 J9	90018	90016	90018_90016_	5932	6091	78	80	908	6113	6286	80	82	1191
M23	Mainline	NB	M23-Mainline, NB From M23 J9	90016	90054	90016_90054_	5932	6091	78	80	908	6113	6286	80	82	1191
M23	Mainline	NB	M23-Mainline, NB From M23 J9	90054	90014	90054_90014_	5932	6091	78	80	908	6113	6286	80	82	1191
M23	Mainline	NB	M23-Mainline, NB From M23 J9	90014	90013	90014_90013_	5932	6091	78	80	908	6113	6286	80	82	1191
M23	Mainline	NB	M23-Mainline, NB From M23 J9	90013	85169	90013_85169_	5932	6091	78	80	908	6113	6286	80	82	1191
M23	Mainline	NB	M23-Mainline, NB From M23 J9	85169	85106	85169_85106_	5938	6097	78	80	908	6119	6292	80	82	1191
M23	Mainline	SB	M23-Mainline, SB From M23 / M25 Junction	85106	85631	85106_85631_	5976	6135	78	80	1356	6603	6797	87	89	1900
M23	Mainline	SB	M23-Mainline, SB From M23 / M25 Junction	85631	90015	85631_90015_	5970	6129	78	80	1356	6597	6791	87	89	1900
M23	Mainline	SB	M23-Mainline, SB From M23 / M25 Junction	90015	90017	90015_90017_	5970	6129	78	80	1356	6597	6791	87	89	1900
M23	Mainline	SB	M23-Mainline, SB From M23 / M25 Junction	90017	90053	90017_90053_	5970	6129	78	80	1356	6597	6791	87	89	1900
M23	Mainline	SB	M23-Mainline, SB From M23 / M25 Junction	90053	90059	90053_90059_	5970	6129	78	80	1356	6597	6791	87	89	1900

Link	Type	Dir	Full Description	Anode	Bnode	LinkID	Extended Baseline					Gatwick Second Runway				
							Actual Flow	Demand Flow	AM		Airport Demand	Actual Flow	Demand Flow	AM		Airport Demand
									Actual V/C	Demand V/C				Actual V/C	Demand V/C	
M23	Mainline	SB	M23-Mainline, SB From M23 / M25 Junction	90059	90060	90059_90060_	5970	6129	78	80	1356	6597	6791	87	89	1900
M23	Mainline	SB	M23-Mainline, SB From M23 / M25 Junction	90060	90061	90060_90061_	5970	6129	78	80	1356	6597	6791	87	89	1900
M23	Mainline	SB	M23-Mainline, SB Thru M23 J9	90021	90147	90021_90147_	4381	4498	57	59	0	3750	3860	49	51	0
M23	Mainline	SB	M23-Mainline, SB Thru M23 J9	90147	90149	90147_90149_	4381	4498	60	61	0	3750	3860	51	53	0
M23	On Slip	SB	M23-On Slip, SB At M23 J9	90098	90149	90098_90149_	467	482	23	24	229	512	528	23	23	220
M23	Mainline	SB	M23-Mainline, SB From M23 J9	90149	90151	90149_90151_	4848	4980	64	65	229	4262	4388	56	58	220
M23	Mainline	SB	M23-Mainline, SB From M23 J9	90151	90153	90151_90153_	4848	4980	64	65	229	4262	4388	56	58	220
M23	Off Slip	SB	M23-Off Slip, SB At M23 J10	90153	90111	90153_90111_	918	943	56	58	27	525	540	32	33	11
M23	Mainline	SB	M23-Mainline, SB Thru M23 J10	90153	90155	90153_90155_	3930	4037	56	58	202	3737	3848	53	55	209
M23	Mainline	SB	M23-Mainline, SB Thru M23 J10	90155	90052	90155_90052_	3930	4037	57	59	202	3737	3848	54	56	209
M23	On Slip	SB	M23-On Slip, SB At M23 J10	90114	90052	90114_90052_	119	126	10	10	0	110	118	8	9	0
M23	Mainline	SB	M23-Mainline, SB From M23 J10	90052	90025	90052_90025_	4049	4164	58	60	202	3847	3966	55	57	209
M23	Mainline	SB	M23-Mainline, SB From M23 J10	90025	90157	90025_90157_	4049	4164	58	60	202	3847	3966	55	57	209
M23	Mainline	SB	M23-Mainline, SB From M23 J10	90157	90027	90157_90027_	4049	4164	58	60	202	3847	3966	55	57	209
M23	Off Slip	SB	M23-Off Slip, SB At M23 J10a	90027	90307	90027_90307_	762	783	29	30	46	727	749	27	28	30
M23	Mainline	SB	M23-Mainline, SB Thru M23 J10a	90027	90029	90027_90029_	3287	3380	47	48	156	3120	3217	45	46	180
M23	Mainline	SB	M23-Mainline, SB From M23 J10a	90029	90250	90029_90250_	3287	3380	47	48	156	3120	3217	45	46	180
M23	Off Slip	SB	M23-Off Slip, SB At M23 J11	90250	90238	90250_90238_	712	732	75	77	20	550	567	58	60	3
M23	Mainline	SB	M23-Mainline, SB Thru M23 J11	90250	90246	90250_90246_	2575	2648	37	38	136	2570	2649	37	38	177
M23	Mainline	SB	M23-Mainline, SB Thru M23 J11	90246	90248	90246_90248_	2575	2648	54	56	136	2570	2649	50	51	177
M23	On Slip	SB	M23-On Slip, SB At M23 J11	90241	90248	90241_90248_	1149	1184	96	99	0	946	972	79	81	0
A23	Mainline	SB	A23-Mainline, SB From M23 J11	90248	90700	90248_90700_	3724	3832	53	55	136	3516	3622	50	52	177
A23	Mainline	SB	A23-Mainline, SB From M23 J11	90700	90702	90700_90702_	3725	3832	53	55	136	3516	3622	50	52	177
A23	Off Slip	SB	A23-Off Slip, SB At Home Wood	90702	90699	90702_90699_	344	354	23	24	8	334	344	22	23	11
A23	Mainline	SB	A23-Mainline, SB From Home Wood Junction	90702	90704	90702_90704_	3381	3477	48	50	128	3182	3278	46	47	166
A23	Mainline	SB	A23-Mainline, SB From Home Wood Junction	90704	90706	90704_90706_	3381	3477	56	58	128	3182	3278	54	56	166
M23/M25	Slip	NB	M23/M25-Slip, NB Diverge from M23 NB to M25	85106	84826	85106_84826_	5170	5309	89	91	817	5337	5487	91	94	1064
M23/M25	Slip	NB	M23/M25-Slip, NB Slip from M23 NB to M25 WB	84826	84827	84826_84827_	3137	3222	67	69	445	3233	3324	69	71	590
M23/M25	Slip	WB	M23/M25-Slip, WB Merge from M23 to M25 WB	84827	85088	84827_85088_	3418	3513	77	79	445	3470	3569	78	80	590
M23/M25	Slip	NB	M23/M25-Slip, NB Slip from M23 NB to M25 EB	84826	84821	84826_84821_	2033	2087	57	59	371	2102	2162	59	61	474
M23/M25	Slip	NB	M23/M25-Slip, NB Slip from M23 NB to M25 EB	84821	84820	84821_84820_	2033	2087	87	90	371	2102	2162	90	93	474
M23/M25	Slip	EB	M23/M25-Slip, EB Merge from M23 to M25 EB	84820	85094	84820_85094_	2315	2380	52	53	371	2379	2448	53	55	474
M23/M25	Slip	SB	M23/M25-Slip, SB Diverge from M23 SB to M25	84790	84819	84790_84819_	563	584	16	16	0	513	532	14	15	0
M23/M25	Slip	SB	M23/M25-Slip, SB Slip from M23 SB to M25 EB	84819	84820	84819_84820_	283	293	16	17	0	276	286	16	16	0
M23/M25	Slip	SB	M23/M25-Slip, SB Slip from M23 SB to M23 WB	84819	84822	84819_84822_	281	291	16	16	0	237	245	13	14	0
M23/M25	Slip	SB	M23/M25-Slip, SB Slip from M23 SB to M23 WB	84822	84827	84822_84827_	281	291	16	16	0	237	245	13	14	0
M23/M25	Slip	EB	M23/M25-Slip, EB Diverge from M25 EB to M23	85088	84816	85088_84816_	2678	2782	76	79	698	3012	3132	85	88	988
M23/M25	Slip	NB	M23/M25-Slip, NB Slip from M23 EB to M23 NB	84816	84817	84816_84817_	68	70	2	2	0	59	61	2	2	0
M23/M25	Slip	NB	M23/M25-Slip, NB Merge from M25 to M23 NB	84817	84790	84817_84790_	452	459	13	13	0	418	427	12	12	0
M23/M25	Slip	EB	M23/M25-Slip, EB Slip from M25 EB to M23 SB	84816	84818	84816_84818_	2610	2712	74	77	698	2953	3071	83	87	988
M23/M25	Slip	SB	M23/M25-Slip, SB Slip from M25 EB to M23 SB	84818	84825	84818_84825_	2610	2712	75	78	698	2953	3071	84	88	988
M23/M25	Slip	SB	M23/M25-Slip, SB Merge from M25 to M23 SB	84825	85106	84825_85106_	5182	5313	74	76	1224	5731	5893	82	84	1703
M23/M25	Slip	WB	M23/M25-Slip, WB Diverge from M25 WB to M23	85094	84824	85094_84824_	2956	2989	59	60	526	3137	3187	62	63	715
M23/M25	Slip	WB	M23/M25-Slip, WB Slip from M25 WB to M23 SB	84824	84825	84824_84825_	2571	2601	55	56	526	2778	2822	60	61	715
M23/M25	Slip	WB	M23/M25-Slip, WB Slip from M25 WB to M23 NB	84824	84823	84824_84823_	384	388	22	22	0	360	365	20	21	0
M23/M25	Slip	NB	M23/M25-Slip, NB Slip from M25 WB to M23 NB	84823	84817	84823_84817_	384	388	22	22	0	360	365	20	21	0
M23	Mainline	NB	M23-Mainline, NB Thru M23 Junction 8	85106	84790	85106_84790_	767	788	11	11	92	782	804	11	12	127
M23	Mainline	SB	M23-Mainline, SB Thru M23 Junction 8	84790	85106	84790_85106_	794	822	34	35	132	873	905	37	39	197
M23	Mainline	NB	M23-Mainline, NB From M23 Junction 8 to A23	84790	84785	84790_84785_	1219	1247	26	27	92	1201	1231	26	26	127
M23	Mainline	NB	M23-Mainline, NB From M23 Junction 8 to A23	84785	84777	84785_84777_	1219	1247	47	48	92	1201	1231	46	47	127
M23	Mainline	SB	M23-Mainline, SB From A23 to M23 Junction 8	84778	84785	84778_84785_	1357	1406	29	30	132	1386	1436	30	31	197
M23	Mainline	SB	M23-Mainline, SB From A23 to M23 Junction 8	84785	84790	84785_84790_	1357	1406	19	20	132	1386	1436	20	21	197
A23	Mainline	NB	A23-Mainline, NB Brighton Road from end of the M23	84777	84772	84777_84772_	1552	1613	88	91	92	1522	1584	86	90	127
A23	Mainline	NB	A23-Mainline, NB Brighton Road from end of the M23	84772	84514	84772_84514_	1552	1613	88	91	92	1522	1584	86	90	127
A23	Mainline	NB	A23-Mainline, NB Brighton Road from end of the M23	84514	84515	84514_84515_	1505	1557	85	88	87	1507	1562	85	88	121
A23	Mainline	NB	A23-Mainline, NB Brighton Road, approaching Star Lane Junction	84515	84768	84515_84768_	1505	1557	88	91	87	1507	1562	88	91	121
A23	Mainline	NB	A23-Mainline, NB Brighton Road, from Star Lane	84768	84763	84768_84763_	1119	1158	63	65	66	1114	1155	63	65	88

Link	Type	Dir	Full Description	Anode	Bnode	LinkID	Extended Baseline					Gatwick Second Runway				
							Actual Flow	Demand Flow	AM		Airport Demand	Actual Flow	Demand Flow	AM		Airport Demand
									Actual V/C	Demand V/C				Actual V/C	Demand V/C	
			Junction													
A23	Mainline	NB	A23-Mainline, NB Brighton Road, from Star Lane Junction	84763	51142	84763_51142_	1119	1158	63	65	66	1114	1155	62	65	88
A23	Mainline	NB	A23-Mainline, NB Brighton Road, from Star Lane Junction	51142	50452	51142_50452_	1119	1158	56	58	66	1114	1155	56	58	88
A23	Mainline	NB	A23-Mainline, NB Brighton Road, approaching Downs Road Junction	50452	50454	50452_50454_	1119	1158	102	105	66	1114	1155	101	105	88
A23	Mainline	NB	A23-Mainline, NB Brighton Road, from Downs Rd Junction to Hollymeak Rd Junction	50454	50002	50454_50002_	1128	1212	61	66	66	1128	1212	61	66	88
A23	Mainline	SB	A23-Mainline, SB Brighton Road, from Hollymeak Rd Junction to Downs Rd Junction	50002	50454	50002_50454_	1155	1211	61	64	100	1157	1213	61	64	148
A23	Mainline	SB	A23-Mainline, SB Brighton Road, from Downs Rd Junction	50454	50452	50454_50452_	1205	1260	30	32	100	1207	1263	30	32	148
A23	Mainline	SB	A23-Mainline, SB Brighton Road, from Downs Rd Junction	50452	51142	50452_51142_	1206	1261	60	63	100	1207	1263	60	63	148
A23	Mainline	SB	A23-Mainline, SB Brighton Road, from Downs Rd Junction	51142	84763	51142_84763_	1206	1261	67	70	100	1207	1263	67	71	148
A23	Mainline	SB	A23-Mainline, SB Brighton Road, approaching Star Lane Junction	84763	84768	84763_84768_	1206	1261	68	71	100	1207	1263	68	71	148
A23	Mainline	SB	A23-Mainline, SB Brighton Road, from Star Lane Junction	84768	84515	84768_84515_	1468	1529	83	86	120	1476	1538	83	87	181
A23	Mainline	SB	A23-Mainline, SB Brighton Road, from Star Lane Junction	84515	84513	84515_84513_	1468	1529	83	86	120	1476	1538	83	87	181
A23	Mainline	SB	A23-Mainline, SB Brighton Road, from Star Lane Junction	84513	84772	84513_84772_	1641	1701	93	96	132	1654	1715	93	97	197
A23	Mainline	SB	A23-Mainline, SB Brighton Road to end of the A23	84772	84778	84772_84778_	1641	1701	93	96	132	1654	1715	93	97	197
M25	On Slip	WB	M25-On Slip, WB At M25 J3	86125	86117	86125_86117_	1319	1344	30	30	24	1316	1343	30	30	33
M25	Mainline	WB	M25-Mainline, WB From M25 J3	86117	87192	86117_87192_	5828	5882	88	89	324	5887	5957	89	90	431
M25	Mainline	WB	M25-Mainline, WB From M25 J3	87192	87021	87192_87021_	5828	5882	88	89	324	5887	5957	89	90	431
M25	Mainline	WB	M25-Mainline, WB From M25 J3	87021	87005	87021_87005_	5828	5882	88	89	324	5887	5957	89	90	431
M25	Off Slip	SB	M25-Off Slip, SB At M25 J4	87005	87035	87005_87035_	1617	1632	48	49	0	1594	1613	47	48	0
M25	Mainline	SB	M25-Mainline, SB Thru M25 J4	87005	87007	87005_87007_	4211	4250	64	64	324	4294	4344	65	66	431
M25	On Slip	SB	M25-On Slip, SB At M25 J4	87036	87007	87036_87007_	580	586	16	17	14	564	571	16	16	19
M25	Mainline	SB	M25-Mainline, SB From M25 J4	87007	87134	87007_87134_	4791	4836	73	73	338	4858	4916	74	74	449
M25	Mainline	SB	M25-Mainline, SB From M25 J4	87134	87012	87134_87012_	4791	4836	73	73	338	4858	4916	74	74	449
M25	Mainline	SB	M25-Mainline, SB From M25 J4	87012	87102	87012_87102_	4791	4836	73	73	338	4858	4916	74	74	449
M25	Mainline	SB	M25-Mainline, SB Thru M25 J5	87102	87106	87102_87106_	2397	2419	68	68	338	2490	2520	70	71	449
M25	Off Slip	SB	M25-Off Slip, SB At M25 J5	87102	87104	87102_87104_	2394	2417	54	54	0	2368	2396	53	54	0
M25	Mainline	WB	M25-Mainline, WB Thru M25 J5	87106	87109	87106_87109_	5355	5378	81	81	463	5484	5513	83	84	623
M25	On Slip	WB	M25-On Slip, WB At M25 J5	87107	87109	87107_87109_	1597	1597	72	72	28	1608	1608	72	72	44
M25	Mainline	WB	M25-Mainline, WB From M25 J5	87109	87157	87109_87157_	6953	6975	83	83	491	7092	7122	84	85	667
M25	Mainline	WB	M25-Mainline, WB From M25 J5	87157	87094	87157_87094_	6953	6975	83	83	491	7092	7122	84	85	667
M25	Mainline	WB	M25-Mainline, WB From M25 J5	87094	87095	87094_87095_	6953	6975	83	83	491	7092	7122	84	85	667
M25	Mainline	WB	M25-Mainline, WB From M25 J5	87095	84857	87095_84857_	6953	6975	83	83	491	7092	7122	84	85	667
M25	Mainline	WB	M25-Mainline, WB From M25 J5	84857	85754	84857_85754_	6953	6975	83	83	491	7092	7122	84	85	667
M25	Mainline	WB	M25-Mainline, WB From M25 J5	85754	84858	85754_84858_	6953	6975	83	83	491	7092	7122	84	85	667
M25	Mainline	WB	M25-Mainline, WB From M25 J5	84858	84859	84858_84859_	6953	6975	83	83	491	7092	7122	84	85	667
M25	Mainline	WB	M25-Mainline, WB From M25 J5	84859	84860	84859_84860_	6953	6975	83	83	491	7092	7122	85	85	667
M25	Off Slip	WB	M25-Off Slip, WB At M25 J6	84860	84586	84860_84586_	764	766	93	93	0	759	762	93	93	0
M25	Mainline	WB	M25-Mainline, WB Thru M25 J6	84860	84861	84860_84861_	6189	6209	89	89	491	6300	6359	90	91	667
M25	On Slip	WB	M25-On Slip, WB At M25 J6	84584	84861	84584_84861_	1502	1570	67	70	35	1542	1608	69	72	48
M25	Mainline	WB	M25-Mainline, WB From M25 J6	84861	85633	84861_85633_	7691	7779	92	93	526	7842	7968	93	95	715
M25	Mainline	WB	M25-Mainline, WB From M25 J6	85633	84862	85633_84862_	7691	7779	92	93	526	7842	7968	93	95	715
M25	Mainline	WB	M25-Mainline, WB From M25 J6	84862	85094	84862_85094_	7691	7779	83	83	526	7842	7968	84	85	715
M25	Off Slip	WB	M25-Off Slip, WB At M25 J7	85094	84824	85094_84824_	2956	2989	59	60	526	3137	3187	62	63	715
M25	Mainline	WB	M25-Mainline, WB Thru M25 J7	85094	85089	85094_85089_	4736	4789	68	69	0	4705	4780	67	68	0
M25	Mainline	WB	M25-Mainline, WB Thru M25 J7	85089	85088	85089_85088_	4736	4789	68	69	0	4705	4780	67	68	0
M25	Mainline	WB	M25-Mainline, WB From M25 J7	85088	85009	85088_85009_	8154	8302	87	89	445	8175	8350	88	90	590
M25	Mainline	WB	M25-Mainline, WB From M25 J7	85009	85098	85009_85098_	8154	8302	87	89	445	8175	8350	88	90	590
M25	Mainline	WB	M25-Mainline, WB Thru M25 J8	85098	84793	85098_84793_	6725	6847	72	73	429	6750	6895	72	74	561
M25	Mainline	WB	M25-Mainline, WB From M25 J8	84793	85007	84793_85007_	7730	7851	83	84	429	7787	7932	84	85	562
M25	Mainline	WB	M25-Mainline, WB From M25 J8	85007	85100	85007_85100_	7728	7851	83	84	429	7787	7932	84	85	562
M25	Mainline	NB	M25-Mainline, NB From M25 J8	85100	85068	85100_85068_	7728	7851	83	84	429	7787	7932	84	85	562

Link	Type	Dir	Full Description	Anode	Bnode	LinkID	Extended Baseline					Gatwick Second Runway				
							Actual Flow	Demand Flow	AM		Airport Demand	Actual Flow	Demand Flow	AM		Airport Demand
									Actual V/C	Demand V/C				Actual V/C	Demand V/C	
M25	Mainline	NB	M25-Mainline, NB From M25 J8	85068	84841	85068_84841_	7728	7851	83	84	429	7787	7932	84	85	562
M25	Mainline	NB	M25-Mainline, NB From M25 J8	84841	84838	84841_84838_	7728	7851	83	84	429	7787	7932	84	85	562
M25	Off Slip	NB	M25-Off Slip, NB At M25 J9	84838	85044	84838_85044_	1801	1829	102	103	50	1795	1828	101	103	69
M25	On Slip	NB	M25-On Slip, NB At M25 J9	85044	84838	85044_84838_	1168	1217	79	82	0	1158	1211	78	82	0
M25	Mainline	NB	M25-Mainline, NB From M25 J9	84838	85005	84838_85005_	7095	7239	76	78	380	7151	7314	77	78	493
M25	Mainline	NB	M25-Mainline, NB From M25 J9	85005	85033	85005_85033_	7095	7239	76	78	380	7151	7315	77	78	493
M25	Mainline	NB	M25-Mainline, NB From M25 J9	85033	84682	85033_84682_	7095	7239	76	78	380	7151	7315	77	78	493
M25	Mainline	NB	M25-Mainline, NB From M25 J9	84682	85751	84682_85751_	7095	7239	76	78	380	7151	7315	77	78	493
M25	Mainline	NB	M25-Mainline, NB From M25 J9	85751	85746	85751_85746_	7095	7239	76	78	380	7151	7315	77	78	493
M25	Mainline	NB	M25-Mainline, NB From M25 J9	85746	85040	85746_85040_	7095	7239	76	78	380	7151	7315	77	78	493
M25	Mainline	NB	M25-Mainline, NB From M25 J9	85040	85752	85040_85752_	7095	7239	76	78	380	7151	7315	77	78	493
M25	Mainline	NB	M25-Mainline, NB From M25 J9	85752	85030	85752_85030_	7095	7239	76	78	380	7151	7315	77	78	493
M25	Mainline	NB	M25-Mainline, NB From M25 J9	85030	84917	85030_84917_	7095	7239	76	78	380	7151	7315	77	78	493
M25	Mainline	NB	M25-Mainline, NB Thru M25 J10	84917	85025	84917_85025_	5652	5767	81	83	364	5712	5843	82	84	471
M25	Mainline	NB	M25-Mainline, NB From M25 J10	85025	85003	85025_85003_	8495	8609	91	92	364	8543	8674	92	93	471
M25	Mainline	NB	M25-Mainline, NB From M25 J10	85003	85023	85003_85023_	8495	8609	91	92	364	8543	8674	92	93	471
M25	Mainline	NB	M25-Mainline, NB From M25 J10	85023	84907	85023_84907_	8495	8609	91	92	364	8543	8674	92	93	471
M25	Mainline	NB	M25-Mainline, NB From M25 J10	84907	84874	84907_84874_	8495	8609	91	92	364	8543	8674	92	93	471
M25	Off Slip	NB	M25-Off Slip, NB At M25 J11	84874	84900	84874_84900_	1944	1971	55	56	79	1962	1993	55	56	113
M25	Mainline	NB	M25-Mainline, NB Thru M25 J11	84874	85383	84874_85383_	6550	6639	94	95	285	6581	6682	94	96	357
M25	On Slip	NB	M25-On Slip, NB At M25 J11	84903	85383	84903_85383_	2034	2091	57	59	0	2020	2076	57	59	0
M25	Mainline	NB	M25-Mainline, NB From M25 J11	85383	85001	85383_85001_	8584	8729	102	104	285	8601	8758	102	104	357
M25	Mainline	NB	M25-Mainline, NB From M25 J11	85001	83443	85001_83443_	8400	8729	100	104	285	8400	8758	100	104	357
M25	Mainline	NB	M25-Mainline, NB From M25 J11	83443	83392	83443_83392_	8400	8729	100	104	285	8400	8758	100	104	357
M25	Off Slip	NB	M25-Off Slip, NB At M25 J12	83392	83405	83392_83405_	2111	2194	60	62	122	2109	2199	60	62	149
M25	On Slip	SB	M25-On Slip, SB At M25 J12	83419	83420	83419_83420_	3185	3322	90	94	75	3240	3381	92	96	122
M25	Mainline	SB	M25-Mainline, SB From M25 J12	83420	83444	83420_83444_	8068	8410	96	100	335	8151	8500	97	101	468
M25	Mainline	SB	M25-Mainline, SB From M25 J12	83444	85413	83444_85413_	8068	8410	96	100	335	8151	8500	97	101	468
M25	Mainline	SB	M25-Mainline, SB From M25 J12	85413	85383	85413_85383_	8068	8410	96	100	335	8151	8500	97	101	468
M25	Off Slip	SB	M25-Off Slip, SB At M25 J12	85383	84898	85383_84898_	1920	2001	54	57	0	1900	1982	54	56	0
M25	Mainline	SB	M25-Mainline, SB Thru M25 J11	85383	84874	85383_84874_	6148	6409	88	92	335	6251	6518	89	93	468
M25	On Slip	SB	M25-On Slip, SB At M25 J11	84894	84874	84894_84874_	1470	1515	42	43	144	1526	1572	43	44	196
M25	Mainline	SB	M25-Mainline, SB From M25 J11	84874	85002	84874_85002_	7619	7923	82	85	479	7776	8091	83	87	664
M25	Mainline	SB	M25-Mainline, SB From M25 J11	85002	84907	85002_84907_	7619	7923	82	85	479	7776	8090	83	87	664
M25	Mainline	SB	M25-Mainline, SB From M25 J11	84907	85023	84907_85023_	7619	7923	82	85	479	7776	8090	83	87	664
M25	Mainline	SB	M25-Mainline, SB From M25 J11	85023	85025	85023_85025_	7619	7923	82	85	479	7776	8090	83	87	664
M25	Off Slip	SB	M25-Off Slip, SB At M25 J10	85025	84919	85025_84919_	2234	2323	69	72	0	2229	2319	69	71	0
M25	Mainline	SB	M25-Mainline, SB Thru M25 J10	85025	84917	85025_84917_	5385	5600	77	80	479	5547	5772	79	83	664
M25	On Slip	SB	M25-On Slip, SB At M25 J10	84920	84917	84920_84917_	1435	1479	41	42	31	1450	1496	41	42	48
M25	Mainline	SB	M25-Mainline, SB From M25 J10	84917	85004	84917_85004_	6820	7079	73	76	510	6997	7267	75	78	712
M25	Mainline	SB	M25-Mainline, SB From M25 J10	85004	85030	85004_85030_	6820	7079	73	76	510	6997	7267	75	78	712
M25	Mainline	SB	M25-Mainline, SB From M25 J10	85030	85752	85030_85752_	6820	7079	73	76	510	6997	7267	75	78	712
M25	Mainline	SB	M25-Mainline, SB From M25 J10	85752	85040	85752_85040_	6820	7079	73	76	510	6997	7267	75	78	712
M25	Mainline	SB	M25-Mainline, SB From M25 J10	85040	85746	85040_85746_	6820	7079	73	76	510	6997	7267	75	78	712
M25	Mainline	SB	M25-Mainline, SB From M25 J10	85746	85751	85746_85751_	6820	7079	73	76	510	6997	7267	75	78	712
M25	Mainline	SB	M25-Mainline, SB From M25 J10	85751	84682	85751_84682_	6820	7079	73	76	510	6997	7267	75	78	712
M25	Mainline	SB	M25-Mainline, SB From M25 J10	84682	85032	84682_85032_	6820	7079	73	76	510	6997	7267	75	78	712
M25	Off Slip	SB	M25 -Off Slip, SB At M25 J9	85032	84835	85032_84835_	1480	1536	84	87	0	1462	1519	83	86	0
M25	Mainline	SB	M25-Mainline, SB Thru M25 J9	85032	85006	85032_85006_	6696	6957	72	75	618	6941	7217	74	77	869
M25	Mainline	SB	M25-Mainline, SB From M25 J9	85006	84841	85006_84841_	6696	6957	72	75	618	6941	7217	74	77	869
M25	On Slip	SB	M25-On Slip, SB At M25 J9	84835	85032	84835_85032_	1356	1413	91	95	108	1406	1469	95	99	157
M25	Mainline	SB	M25-Mainline, SB From M25 J9	84841	85068	84841_85068_	6696	6957	72	75	618	6941	7217	74	77	869
M25	Mainline	SB	M25-Mainline, SB From M25 J9	85068	85100	85068_85100_	6696	6957	72	75	618	6941	7217	74	77	869
M25	Mainline	SB	M25-Mainline, SB From M25 J9	85100	84793	85100_84793_	6696	6957	72	75	618	6941	7217	74	77	869
M25	Off Slip	EB	M25-Off Slip, EB At M25 J8	84793	84814	84793_84814_	1034	1074	50	52	0	1001	1041	49	51	0
M25	Mainline	EB	M25-Mainline, EB Thru M25 J8	84793	85098	84793_85098_	5662	5883	61	63	618	5940	6176	64	66	868
M25	On Slip	EB	M25-On Slip, EB At M25 J8	84811	85098	84811_85098_	1455	1511	41	43	80	1487	1546	42	44	119
M25	Mainline	EB	M25-Mainline, EB From M25 J8	85098	85008	85098_85008_	7117	7393	76	79	698	7427	7722	80	83	988

Link	Type	Dir	Full Description	Anode	Bnode	LinkID	Extended Baseline					Gatwick Second Runway				
							AM					AM				
							Actual Flow	Demand Flow	Actual V/C	Demand V/C	Airport Demand	Actual Flow	Demand Flow	Actual V/C	Demand V/C	Airport Demand
M25	Mainline	EB	M25-Mainline, EB From M25 J8	85008	85088	85008_85088_	7117	7393	76	79	698	7427	7722	80	83	988
M25	Mainline	EB	M25-Mainline, EB Thru M25 J7	85088	85089	85088_85089_	4439	4611	63	66	0	4415	4590	63	66	0
M25	Mainline	EB	M25-Mainline, EB Thru M25 J7	85089	85094	85089_85094_	4439	4611	63	66	0	4415	4590	63	66	0
M25	Mainline	EB	M25-Mainline, EB From M25 J7	85094	85627	85094_85627_	6754	6991	80	83	371	6793	7038	81	84	474
M25	Mainline	EB	M25-Mainline, EB From M25 J7	85627	84854	85627_84854_	6754	6991	80	83	371	6793	7038	81	84	474
M25	Mainline	EB	M25-Mainline, EB From M25 J7	84854	85103	84854_85103_	6754	6991	72	75	371	6793	7038	73	76	474
M25	Off Slip	EB	M25-Off Slip, EB At M25 J6	85103	84581	85103_84581_	1713	1773	86	89	24	1694	1755	85	88	32
M25	Mainline	EB	M25-Mainline, EB Thru M25 J6	85103	85101	85103_85101_	5041	5218	72	75	347	5100	5283	73	76	442
M25	On Slip	EB	M25-On Slip, EB At M25 J6	84582	85101	84582_85101_	1215	1248	55	56	0	1219	1253	55	56	0
M25	Mainline	EB	M25-Mainline, EB From M25 J6	85101	84855	85101_84855_	6256	6466	74	77	347	6318	6537	75	78	442
M25	Mainline	EB	M25-Mainline, EB From M25 J6	84855	85632	84855_85632_	6256	6466	74	77	347	6318	6537	75	78	442
M25	Mainline	EB	M25-Mainline, EB From M25 J6	85632	84856	85632_84856_	6256	6466	74	77	347	6318	6537	75	78	442
M25	Mainline	EB	M25-Mainline, EB From M25 J6	84856	85753	84856_85753_	6256	6466	74	77	347	6318	6537	75	78	442
M25	Mainline	EB	M25-Mainline, EB From M25 J6	85753	85085	85753_85085_	6256	6466	74	77	347	6318	6537	75	78	442
M25	Mainline	EB	M25-Mainline, EB From M25 J6	85085	87144	85085_87144_	6256	6466	74	77	347	6318	6537	75	78	442
M25	Mainline	EB	M25-Mainline, EB From M25 J6	87144	87093	87144_87093_	6256	6466	74	77	347	6318	6537	75	78	442
M25	Mainline	EB	M25-Mainline, EB From M25 J6	87093	87019	87093_87019_	6256	6466	74	77	347	6318	6537	75	78	442
M25	Off Slip	EB	M25-Off Slip, EB At M25 J5	87019	87105	87019_87105_	3345	3457	75	78	94	3362	3478	75	78	125
M25	Mainline	EB	M25-Mainline, EB Thru M25 J5	87019	87018	87019_87018_	2911	3009	65	67	253	2956	3058	66	69	316
M25	On Slip	NB	M25-On Slip, NB At M25 J5	87107	87018	87107_87018_	2013	2013	45	45	0	2024	2024	45	45	0
M25	Mainline	NB	M25-Mainline, NB From M25 J5	87018	87017	87018_87017_	4924	5022	70	72	253	4981	5083	71	73	316
M25	Mainline	NB	M25-Mainline, NB From M25 J5	87017	87012	87017_87012_	4924	5022	70	72	253	4981	5083	71	73	316
M25	Mainline	NB	M25-Mainline, NB From M25 J5	87012	87007	87012_87007_	4924	5022	70	72	253	4981	5083	71	73	316
M25	Off Slip	NB	M25-Off Slip, NB At M25 J4	87007	87033	87007_87033_	723	738	32	33	16	728	743	32	33	21
M25	Mainline	NB	M25-Mainline, NB Thru M25 J4	87007	87005	87007_87005_	4201	4284	60	61	237	4253	4340	61	62	296
M25	On Slip	NB	M25-On Slip, NB At M25 J4	87034	87005	87034_87005_	1015	1026	29	29	0	1015	1028	29	29	0
M25	Mainline	NB	M25-Mainline, NB From M25 J3	87005	87135	87005_87135_	5216	5310	75	76	237	5267	5368	75	77	296
M25	Mainline	NB	M25-Mainline, NB From M25 J3	87135	87191	87135_87191_	5216	5310	75	76	237	5267	5368	75	77	296
M25	Mainline	NB	M25-Mainline, NB From M25 J3	87191	86117	87191_86117_	5216	5310	75	76	237	5267	5368	75	77	296
M25	Off Slip	NB	M25-Off Slip, NB At M25 J3	86117	86124	86117_86124_	1238	1261	45	46	22	1245	1269	45	46	30
A23	Mainline	NB	A23-Mainline, NB From Longbridge Roundabout	90394	90421	90394_90421_	1800	1903	60	64	12	1800	1909	58	61	15
A23	Mainline	NB	A23-Mainline, NB Approaching Massetts Road Signals	90421	90084	90421_90084_	872	919	45	48	11	735	776	38	40	15
A23	Mainline	NB	A23-Mainline, NB Approaching Victoria Road Signals	90084	90085	90084_90085_	757	798	75	79	9	617	651	61	65	12
A23	Mainline	NB	A23-Mainline, NB From Victoria Road Signals	90085	90370	90085_90370_	1024	1081	28	29	9	882	933	24	25	12
A23	Mainline	NB	A23-Mainline, NB Approaching Balcombe Road Junction	90370	90086	90370_90086_	774	803	39	41	8	792	823	40	41	12
A23	Mainline	NB	A23-Mainline, NB From Balcombe Road Junction	90086	90056	90086_90056_	1056	1097	59	61	8	1043	1085	58	61	12
A23	Mainline	NB	A23-Mainline, NB Bonehurst Road	90056	90055	90056_90055_	1056	1097	59	61	8	1043	1085	58	61	12
A23	Mainline	NB	A23-Mainline, NB Approaching Woodhatch Road Junction	90055	90049	90055_90049_	1077	1118	60	62	6	1064	1105	59	62	9
A23	Mainline	NB	A23-Mainline, NB Approaching Mill Street Junction	90049	90023	90049_90023_	987	1023	55	57	6	986	1023	55	57	8
A23	Mainline	NB	A23-Mainline, NB Thru Redhill	90023	90007	90023_90007_	596	618	33	34	4	602	624	33	34	6
A23	Mainline	NB	A23-Mainline, NB Thru Redhill	90007	90008	90007_90008_	285	295	20	20	2	287	297	20	20	2
A23	Mainline	NB	A23-Mainline, NB Thru Redhill	90008	90141	90008_90141_	170	173	18	18	0	170	173	18	18	0
A23	Mainline	NB	A23-Mainline, NB Thru Redhill	90141	90375	90141_90375_	612	742	38	46	2	618	756	38	47	3
A23	Mainline	NB	A23-Mainline, NB Thru Redhill	90375	90140	90375_90140_	620	713	33	38	2	622	721	33	38	3
A23	Mainline	NB	A23-Mainline, NB A34 London Road S	90140	90305	90140_90305_	569	656	61	70	2	575	667	62	71	3
A23	Mainline	NB	A23-Mainline, NB A34 London Road S, from School Hill Junction	90305	85092	90305_85092_	626	707	37	42	1	618	701	36	41	2
A23	Mainline	NB	A23-Mainline, NB Over the M25	85092	84801	85092_84801_	626	707	35	40	1	618	701	35	40	2
A23	Mainline	NB	A23-Mainline, NB Approaching Shepherd's Hill Junction	84801	84787	84801_84787_	674	745	38	42	0	670	741	38	42	0
A23	Mainline	NB	A23-Mainline, NB From Shepherd's Hill Junction	84787	85195	84787_85195_	362	398	9	10	0	350	386	9	10	0
A23	Mainline	NB	A23-Mainline, NB Towards M23 Junction	85195	84783	85195_84783_	333	366	19	21	0	321	354	18	20	0
A23	Mainline	SB	A23-Mainline, SB From M23 Junction	84783	85195	84783_85195_	284	295	6	6	0	268	278	5	6	0
A23	Mainline	SB	A23-Mainline, SB To Shepherd's Hill Junction	85195	84787	85195_84787_	299	309	17	17	3	280	290	16	16	3
A23	Mainline	SB	A23-Mainline, SB From Shepherd's Hill Junction	84787	84801	84787_84801_	907	923	51	52	3	894	910	51	51	8
A23	Mainline	SB	A23-Mainline, SB Over the M25	84801	85092	84801_85092_	873	886	49	50	7	829	841	47	48	14
A23	Mainline	SB	A23-Mainline, SB	85092	90305	85092_90305_	873	886	49	50	7	829	841	47	48	14

Link	Type	Dir	Full Description	Anode	Bnode	LinkID	Extended Baseline					Gatwick Second Runway				
							AM					AM				
							Actual Flow	Demand Flow	Actual V/C	Demand V/C	Airport Demand	Actual Flow	Demand Flow	Actual V/C	Demand V/C	Airport Demand
			Approaching School Hill Junction													
A23	Mainline	SB	A23-Mainline, SB From School Hill Junction	90305	90140	90305_90140_	881	893	31	32	9	854	866	30	31	17
A23	Mainline	SB	A23-Mainline, SB Thru Redhill	90140	90375	90140_90375_	692	702	36	37	9	689	699	36	37	17
A23	Mainline	SB	A23-Mainline, SB Thru Redhill	90375	90141	90375_90141_	642	649	64	65	11	642	648	64	65	19
A23	Mainline	SB	A23-Mainline, SB Thru Redhill	90141	90008	90141_90008_	567	640	39	44	11	556	633	38	43	19
A23	Mainline	SB	A23-Mainline, SB Thru Redhill	90008	90007	90008_90007_	607	643	19	20	17	599	636	19	20	33
A23	Mainline	SB	A23-Mainline, SB Approaching Mill Street Junction	90007	90023	90007_90023_	386	410	35	37	17	378	402	34	36	33
A23	Mainline	SB	A23-Mainline, SB Approaching Woodhatch Road Junction	90023	90049	90023_90049_	735	935	61	77	22	702	898	58	74	40
A23	Mainline	SB	A23-Mainline, SB From Woodhatch Road Junction	90049	90055	90049_90055_	787	983	44	55	29	753	945	42	53	51
A23	Mainline	SB	A23-Mainline, SB From Woodhatch Road Junction	90055	90056	90055_90056_	777	965	43	54	38	748	932	42	52	66
A23	Mainline	SB	A23-Mainline, SB Approaching Balcombe Road Junction	90056	90086	90056_90086_	777	965	50	62	38	748	932	48	59	66
A23	Mainline	SB	A23-Mainline, SB From Balcombe Road Junction	90086	90370	90086_90370_	843	992	29	35	38	701	808	24	27	78
A23	Mainline	SB	A23-Mainline, SB Approaching Victoria Road Signals	90370	90085	90370_90085_	524	616	51	60	38	409	468	40	46	78
A23	Mainline	SB	A23-Mainline, SB Approaching Massetts Road Signals	90085	90084	90085_90084_	523	615	90	106	38	383	437	66	75	78
A23	Mainline	SB	A23-Mainline, SB From Massetts Road Signals	90084	90421	90084_90421_	781	888	44	50	50	641	712	36	40	91
A23	Mainline	SB	A23-Mainline, SB Approaching Longbridge Roundabout	90421	90394	90421_90394_	1289	1368	29	31	55	1100	1147	24	26	98



Table 2: IP V/C Summary for Strategic Links (Extended Baseline and Gatwick Second Runway)

Link	Type	Dir	Description	Anode	Bnode	LinkID	Extended Baseline					Gatwick Second Runway				
							IP					IP				
							Actual Flow	Demand Flow	Actual V/C	Demand V/C	Airport Demand	Actual Flow	Demand Flow	Actual V/C	Demand V/C	Airport Demand
A23	Mainline	NB	A23-Mainline, NB Thru Handcross Junction	90705	90703	90705_90703_	4520	4583	65	66	199	4628	4690	66	67	267
A23	Mainline	NB	A23-Mainline, NB From Handcross Junction	90703	90701	90703_90701_	4520	4583	65	66	199	4628	4690	66	67	267
A23	Mainline	NB	A23-Mainline, NB From Handcross Junction	90701	90291	90701_90291_	4520	4583	65	66	199	4628	4690	66	67	267
A23	Mainline	NB	A23-Mainline, NB From Handcross Junction	90291	90247	90291_90247_	4520	4583	65	66	199	4628	4690	66	67	267
A23	Off Slip	NB	A23-Off Slip, NB To A23 / M23 J11 Roundabout	90247	90240	90247_90240_	1460	1480	98	100	0	1482	1502	100	101	0
M23	Mainline	NB	M23-Mainline, NB Thru M23 J11	90247	90245	90247_90245_	3060	3102	44	44	199	3146	3188	45	46	267
M23	Mainline	NB	M23-Mainline, NB Thru M23 J11	90245	90249	90245_90249_	3060	3102	51	51	199	3146	3188	52	52	267
M23	On Slip	NB	M23-On Slip, NB At M23 J11	90239	90249	90239_90249_	490	493	46	46	25	457	460	44	44	3
M23 J11 Roundabout	Circulating	6 o'clock to 9	M23 J11 Roundabout-Circulating, 6 o'clock to 9 o'clock	90240	90243	90240_90243_	2297	2327	40	41	48	2114	2150	37	38	3
M23 J11 Roundabout	Circulating	9 o'clock to 12	M23 J11 Roundabout-Circulating, 9 o'clock to 12 o'clock	90243	90244	90243_90244_	2213	2228	61	61	25	2137	2156	59	59	3
M23 J11 Roundabout	Circulating	9 o'clock to 12	M23 J11 Roundabout-Circulating, 9 o'clock to 12 o'clock	90244	90239	90244_90239_	2294	2309	60	60	25	2294	2306	60	60	3
M23 J11 Roundabout	Circulating	12 o'clock to 3	M23 J11 Roundabout-Circulating, 12 o'clock to 3 o'clock	90239	90238	90239_90238_	1805	1816	81	82	0	1836	1846	83	83	0
M23 J11 Roundabout	Circulating	3 o'clock to 6	M23 J11 Roundabout-Circulating, 3 o'clock to 6 o'clock	90238	90242	90238_90242_	2187	2200	62	62	48	2077	2088	59	59	4
M23 J11 Roundabout	Circulating	3 o'clock to 6	M23 J11 Roundabout-Circulating, 3 o'clock to 6 o'clock	90242	90241	90242_90241_	2002	2011	46	46	48	1816	1823	42	42	3
M23 J11 Roundabout	Circulating	3 o'clock to 6	M23 J11 Roundabout-Circulating, 3 o'clock to 6 o'clock	90241	90240	90241_90240_	813	817	37	37	48	630	633	28	28	3
M23	Mainline	NB	M23-Mainline, NB From M23 J11	90249	90028	90249_90028_	3550	3595	51	51	223	3603	3647	52	52	270
M23	Mainline	NB	M23-Mainline, NB To M23 J10a	90028	90026	90028_90026_	3550	3595	52	52	223	3603	3647	53	54	270
M23	On Slip	NB	M23-On Slip, NB At M23 J10a	90308	90026	90308_90026_	121	121	9	9	19	178	178	12	12	27
M23	Mainline	NB	M23-Mainline, NB From M23 J10a	90026	90156	90026_90156_	3670	3716	53	53	242	3781	3826	54	55	297
M23	Mainline	NB	M23-Mainline, NB From M23 J10a	90156	90024	90156_90024_	3670	3716	53	53	242	3781	3826	54	55	297
M23	Mainline	NB	M23-Mainline, NB From M23 J10a	90024	90117	90024_90117_	3670	3716	53	53	242	3781	3826	54	55	297
M23	Off Slip	NB	M23-Off Slip, NB At M23 J10	90117	90115	90117_90115_	503	509	21	21	0	500	506	20	21	0
M23 J10 Roundabout	Circulating	6 o'clock to 9	M23 J10 Roundabout-Circulating, 6 o'clock to 9 o'clock	90115	90108	90115_90108_	1772	1782	31	32	71	1504	1512	27	27	17
M23 J10 Roundabout	Circulating	6 o'clock to 9	M23 J10 Roundabout-Circulating, 6 o'clock to 9 o'clock	90108	90109	90108_90109_	403	405	27	27	24	399	402	26	26	17
M23 J10 Roundabout	Circulating	9 o'clock to 12	M23 J10 Roundabout-Circulating, 9 o'clock to 12 o'clock	90109	90110	90109_90110_	1474	1478	26	26	38	1347	1350	24	24	25
M23 J10 Roundabout	Circulating	9 o'clock to 12	M23 J10 Roundabout-Circulating, 9 o'clock to 12 o'clock	90110	90111	90110_90111_	587	589	36	36	0	560	561	34	34	0
M23 J10 Roundabout	Circulating	12 o'clock to 3	M23 J10 Roundabout-Circulating, 12 o'clock to 3 o'clock	90111	90112	90111_90112_	1747	1754	31	31	112	1432	1438	25	25	54
M23 J10 Roundabout	Circulating	12 o'clock to 3	M23 J10 Roundabout-Circulating, 12 o'clock to 3 o'clock	90112	90113	90112_90113_	906	909	56	56	47	587	589	36	36	0
M23 J10 Roundabout	Circulating	3 o'clock to 6	M23 J10 Roundabout-Circulating, 3 o'clock to 6 o'clock	90113	90114	90113_90114_	1612	1616	29	29	71	1297	1300	23	23	17
M23 J10 Roundabout	Circulating	3 o'clock to 6	M23 J10 Roundabout-Circulating, 3 o'clock to 6 o'clock	90114	90115	90114_90115_	1269	1273	78	78	71	1003	1006	62	62	17
M23	On Slip	NB	M23-On Slip, NB At M23 J10	90110	90152	90110_90152_	886	889	43	43	38	787	789	40	40	25
M23	Mainline	NB	M23-Mainline, NB From M23 J10	90152	90150	90152_90150_	4054	4096	53	54	280	4068	4108	53	54	323
M23	Mainline	NB	M23-Mainline, NB From M23 J10	90150	90148	90150_90148_	4054	4096	53	54	280	4068	4108	53	54	323
M23	Mainline	NB	M23-Mainline, NB Thru M23 J9	90148	90146	90148_90146_	3437	3472	45	46	0	3280	3312	43	43	0
M23	Mainline	NB	M23-Mainline, NB Thru M23 J9	90146	90100	90146_90100_	3437	3472	49	50	0	3280	3312	49	49	0
M23	On Slip	NB	M23-On Slip, NB At M23 J9	90096	90100	90096_90100_	947	948	37	37	778	1372	1373	50	50	998
M23	Mainline	NB	M23-Mainline, NB From M23 J9	90100	90019	90100_90019_	4384	4420	57	58	778	4652	4685	61	61	998
M23	Mainline	NB	M23-Mainline, NB From M23 J9	90019	90018	90019_90018_	4384	4420	57	58	778	4652	4685	61	61	998
M23	Mainline	NB	M23-Mainline, NB From M23 J9	90018	90016	90018_90016_	4384	4420	57	58	778	4652	4685	61	61	998
M23	Mainline	NB	M23-Mainline, NB From M23 J9	90016	90054	90016_90054_	4384	4420	57	58	778	4652	4685	61	61	998
M23	Mainline	NB	M23-Mainline, NB From M23 J9	90054	90014	90054_90014_	4384	4420	57	58	778	4652	4685	61	61	998
M23	Mainline	NB	M23-Mainline, NB From M23 J9	90014	90013	90014_90013_	4384	4420	57	58	778	4652	4685	61	61	998
M23	Mainline	NB	M23-Mainline, NB From M23 J9	90013	85169	90013_85169_	4384	4420	57	58	778	4652	4685	61	61	998
M23	Mainline	NB	M23-Mainline, NB From M23 J9	85169	85106	85169_85106_	4392	4428	58	58	778	4660	4693	61	62	998
M23	Mainline	SB	M23-Mainline, SB From M23 / M25 Junction	85106	85631	85106_85631_	4661	4684	61	61	892	4948	4971	65	65	1060
M23	Mainline	SB	M23-Mainline, SB From M23 / M25 Junction	85631	90015	85631_90015_	4653	4676	61	61	892	4940	4963	65	65	1060
M23	Mainline	SB	M23-Mainline, SB From M23 / M25 Junction	90015	90017	90015_90017_	4653	4676	61	61	892	4940	4963	65	65	1060
M23	Mainline	SB	M23-Mainline, SB From M23 / M25 Junction	90017	90053	90017_90053_	4653	4676	61	61	892	4940	4963	65	65	1060
M23	Mainline	SB	M23-Mainline, SB From M23 / M25 Junction	90053	90059	90053_90059_	4653	4676	61	61	892	4940	4963	65	65	1060

							Extended Baseline					Gatwick Second Runway				
							IP					IP				
Link	Type	Dir	Description	Anode	Bnode	LinkID	Actual Flow	Demand Flow	Actual V/C	Demand V/C	Airport Demand	Actual Flow	Demand Flow	Actual V/C	Demand V/C	Airport Demand
M23	Mainline	SB	M23-Mainline, SB From M23 / M25 Junction	90059	90060	90059_90060_	4653	4676	61	61	892	4940	4963	65	65	1060
M23	Mainline	SB	M23-Mainline, SB From M23 / M25 Junction	90060	90061	90060_90061_	4653	4676	61	61	892	4940	4963	65	65	1060
M23	Mainline	SB	M23-Mainline, SB Thru M23 J9	90021	90147	90021_90147_	3471	3488	46	46	0	3085	3099	40	41	0
M23	Mainline	SB	M23-Mainline, SB Thru M23 J9	90147	90149	90147_90149_	3471	3488	48	48	0	3085	3099	43	43	0
M23	On Slip	SB	M23-On Slip, SB At M23 J9	90098	90149	90098_90149_	587	589	25	25	299	660	662	27	27	255
M23	Mainline	SB	M23-Mainline, SB From M23 J9	90149	90151	90149_90151_	4058	4077	53	53	299	3745	3761	49	49	255
M23	Mainline	SB	M23-Mainline, SB From M23 J9	90151	90153	90151_90153_	4058	4077	53	53	299	3745	3761	49	49	255
M23	Off Slip	SB	M23-Off Slip, SB At M23 J10	90153	90111	90153_90111_	1160	1165	71	72	112	873	876	54	54	54
M23	Mainline	SB	M23-Mainline, SB Thru M23 J10	90153	90155	90153_90155_	2899	2912	41	42	187	2872	2885	41	41	200
M23	Mainline	SB	M23-Mainline, SB Thru M23 J10	90155	90052	90155_90052_	2899	2912	44	44	187	2872	2885	43	43	200
M23	On Slip	SB	M23-On Slip, SB At M23 J10	90114	90052	90114_90052_	342	343	18	18	0	294	294	16	16	0
M23	Mainline	SB	M23-Mainline, SB From M23 J10	90052	90025	90052_90025_	3241	3255	46	47	187	3165	3179	45	45	200
M23	Mainline	SB	M23-Mainline, SB From M23 J10	90025	90157	90025_90157_	3241	3255	46	47	187	3165	3179	45	45	200
M23	Mainline	SB	M23-Mainline, SB From M23 J10	90157	90027	90157_90027_	3241	3255	46	47	187	3165	3179	45	46	200
M23	Off Slip	SB	M23-Off Slip, SB At M23 J10a	90027	90307	90027_90307_	429	431	17	17	22	435	437	17	17	28
M23	Mainline	SB	M23-Mainline, SB Thru M23 J10a	90027	90029	90027_90029_	2812	2825	40	40	165	2730	2742	39	39	172
M23	Mainline	SB	M23-Mainline, SB From M23 J10a	90029	90250	90029_90250_	2812	2825	40	40	165	2730	2742	39	39	172
M23	Off Slip	SB	M23-Off Slip, SB At M23 J11	90250	90238	90250_90238_	382	384	40	40	48	241	242	25	25	4
M23	Mainline	SB	M23-Mainline, SB Thru M23 J11	90250	90246	90250_90246_	2430	2441	35	35	117	2490	2500	36	36	168
M23	Mainline	SB	M23-Mainline, SB Thru M23 J11	90246	90248	90246_90248_	2430	2441	52	52	117	2490	2500	53	53	168
M23	On Slip	SB	M23-On Slip, SB At M23 J11	90241	90248	90241_90248_	1189	1194	99	100	0	1186	1191	99	99	0
A23	Mainline	SB	A23-Mainline, SB From M23 J11	90248	90700	90248_90700_	3619	3635	52	52	117	3676	3691	53	53	168
A23	Mainline	SB	A23-Mainline, SB From M23 J11	90700	90702	90700_90702_	3619	3635	52	52	117	3676	3691	53	53	168
A23	Off Slip	SB	A23-Off Slip, SB At Home Wood	90702	90699	90702_90699_	161	162	11	11	11	157	158	10	11	17
A23	Mainline	SB	A23-Mainline, SB From Home Wood Junction	90702	90704	90702_90704_	3458	3474	49	50	105	3518	3533	50	51	150
A23	Mainline	SB	A23-Mainline, SB From Home Wood Junction	90704	90706	90704_90706_	3458	3474	56	56	105	3518	3533	57	57	150
M23/M25	Slip	NB	M23/M25-Slip, NB Diverge from M23 NB to M25	85106	84826	85106_84826_	3834	3865	69	69	702	4076	4106	73	73	895
M23/M25	Slip	NB	M23/M25-Slip, NB Slip from M23 NB to M25 WB	84826	84827	84826_84827_	1902	1917	41	41	338	2056	2071	44	44	453
M23/M25	Slip	WB	M23/M25-Slip, WB Merge from M23 to M25 WB	84827	85088	84827_85088_	2056	2073	46	46	338	2204	2220	49	50	453
M23/M25	Slip	NB	M23/M25-Slip, NB Slip from M23 NB to M25 EB	84826	84821	84826_84821_	1932	1948	55	55	364	2020	2035	57	57	442
M23/M25	Slip	NB	M23/M25-Slip, NB Slip from M23 NB to M25 EB	84821	84820	84821_84820_	1932	1948	83	84	364	2020	2035	87	87	442
M23/M25	Slip	EB	M23/M25-Slip, EB Merge from M23 to M25 EB	84820	85094	84820_85094_	2148	2165	48	49	364	2225	2240	50	50	442
M23/M25	Slip	SB	M23/M25-Slip, SB Diverge from M23 SB to M25	84790	84819	84790_84819_	371	373	10	11	0	352	354	10	10	0
M23/M25	Slip	SB	M23/M25-Slip, SB Slip from M23 SB to M25 EB	84819	84820	84819_84820_	216	217	12	12	0	205	206	12	12	0
M23/M25	Slip	SB	M23/M25-Slip, SB Slip from M23 SB to M23 WB	84819	84822	84819_84822_	155	156	9	9	0	148	148	8	8	0
M23/M25	Slip	SB	M23/M25-Slip, SB Slip from M23 SB to M23 WB	84822	84827	84822_84827_	155	156	9	9	0	148	149	8	8	0
M23/M25	Slip	EB	M23/M25-Slip, EB Diverge from M25 EB to M23	85088	84816	85088_84816_	2522	2539	71	72	451	2660	2679	75	76	519
M23/M25	Slip	NB	M23/M25-Slip, NB Slip from M23 EB to M23 NB	84816	84817	84816_84817_	220	221	6	6	0	216	217	6	6	0
M23/M25	Slip	NB	M23/M25-Slip, NB Merge from M25 to M23 NB	84817	84790	84817_84790_	434	436	12	12	0	423	425	12	12	0
M23/M25	Slip	EB	M23/M25-Slip, EB Slip from M25 EB to M23 SB	84816	84818	84816_84818_	2302	2318	65	65	451	2445	2461	69	70	519
M23/M25	Slip	SB	M23/M25-Slip, SB Slip from M25 EB to M23 SB	84818	84825	84818_84825_	2302	2318	66	66	451	2445	2461	70	70	519
M23/M25	Slip	SB	M23/M25-Slip, SB Merge from M25 to M23 SB	84825	85106	84825_85106_	4135	4154	59	59	808	4389	4410	63	63	950
M23/M25	Slip	WB	M23/M25-Slip, WB Diverge from M25 WB to M23	85094	84824	85094_84824_	2047	2051	41	41	357	2152	2157	42	43	431
M23/M25	Slip	WB	M23/M25-Slip, WB Slip from M25 WB to M23 SB	84824	84825	84824_84825_	1832	1836	39	39	357	1945	1949	42	42	431
M23/M25	Slip	WB	M23/M25-Slip, WB Slip from M25 WB to M23 NB	84824	84823	84824_84823_	214	215	12	12	0	207	208	12	12	0
M23/M25	Slip	NB	M23/M25-Slip, NB Slip from M25 WB to M23 NB	84823	84817	84823_84817_	214	215	12	12	0	207	208	12	12	0
M23	Mainline	NB	M23-Mainline, NB Thru M23 Junction 8	85106	84790	85106_84790_	559	563	8	8	76	583	588	8	8	102
M23	Mainline	SB	M23-Mainline, SB Thru M23 Junction 8	84790	85106	84790_85106_	526	529	23	23	85	558	561	24	24	110
M23	Mainline	NB	M23-Mainline, NB From M23 Junction 8 to A23	84790	84785	84790_84785_	993	999	21	21	76	1006	1013	22	22	102
M23	Mainline	NB	M23-Mainline, NB From M23 Junction 8 to A23	84785	84777	84785_84777_	993	999	36	36	76	1006	1013	36	37	102
M23	Mainline	SB	M23-Mainline, SB From A23 to M23 Junction 8	84778	84785	84778_84785_	897	902	19	19	85	911	916	20	20	110
M23	Mainline	SB	M23-Mainline, SB From A23 to M23 Junction 8	84785	84790	84785_84790_	897	902	13	13	85	911	916	13	13	110
A23	Mainline	NB	A23-Mainline, NB Brighton Road from end of the M23	84777	84772	84777_84772_	1173	1179	66	67	76	1184	1190	67	67	102
A23	Mainline	NB	A23-Mainline, NB Brighton Road from end of the M23	84772	84514	84772_84514_	1173	1179	66	67	76	1184	1190	67	67	102
A23	Mainline	NB	A23-Mainline, NB Brighton Road from end of the M23	84514	84515	84514_84515_	1227	1232	69	70	71	1238	1243	70	70	95
A23	Mainline	NB	A23-Mainline, NB Brighton Road, approaching Star Lane Junction	84515	84768	84515_84768_	1227	1232	74	74	71	1238	1243	74	75	95
A23	Mainline	NB	A23-Mainline, NB Brighton Road, from Star Lane	84768	84763	84768_84763_	1053	1058	59	60	59	1059	1064	60	60	78

Link	Type	Dir	Description	Anode	Bnode	LinkID	Extended Baseline					Gatwick Second Runway				
							IP					IP				
							Actual Flow	Demand Flow	Actual V/C	Demand V/C	Airport Demand	Actual Flow	Demand Flow	Actual V/C	Demand V/C	Airport Demand
			Junction													
A23	Mainline	NB	A23-Mainline, NB Brighton Road, from Star Lane Junction	84763	51142	84763_51142_	1053	1058	59	59	59	1059	1064	59	59	78
A23	Mainline	NB	A23-Mainline, NB Brighton Road, from Star Lane Junction	51142	50452	51142_50452_	1053	1058	53	53	59	1059	1064	53	53	78
A23	Mainline	NB	A23-Mainline, NB Brighton Road, approaching Downs Road Junction	50452	50454	50452_50454_	1053	1058	93	93	59	1059	1064	94	94	78
A23	Mainline	NB	A23-Mainline, NB Brighton Road, from Downs Rd Junction to Hollymeoak Rd Junction	50454	50002	50454_50002_	1028	1033	56	56	59	1034	1038	56	56	78
A23	Mainline	SB	A23-Mainline, SB Brighton Road, from Hollymeoak Rd Junction to Downs Rd Junction	50002	50454	50002_50454_	1037	1045	55	56	69	1041	1048	55	56	90
A23	Mainline	SB	A23-Mainline, SB Brighton Road, from Downs Rd Junction	50454	50452	50454_50452_	1048	1056	26	26	70	1051	1058	26	26	91
A23	Mainline	SB	A23-Mainline, SB Brighton Road, from Downs Rd Junction	50452	51142	50452_51142_	1048	1056	52	53	70	1051	1058	53	53	91
A23	Mainline	SB	A23-Mainline, SB Brighton Road, from Downs Rd Junction	51142	84763	51142_84763_	1048	1056	59	59	70	1051	1058	59	59	91
A23	Mainline	SB	A23-Mainline, SB Brighton Road, approaching Star Lane Junction	84763	84768	84763_84768_	1048	1056	59	60	70	1051	1058	59	60	91
A23	Mainline	SB	A23-Mainline, SB Brighton Road, from Star Lane Junction	84768	84515	84768_84515_	1214	1222	69	69	79	1221	1228	69	69	102
A23	Mainline	SB	A23-Mainline, SB Brighton Road, from Star Lane Junction	84515	84513	84515_84513_	1214	1222	69	69	79	1221	1228	69	69	102
A23	Mainline	SB	A23-Mainline, SB Brighton Road, from Star Lane Junction	84513	84772	84513_84772_	1185	1191	67	67	85	1197	1203	68	68	110
A23	Mainline	SB	A23-Mainline, SB Brighton Road to end of the A23	84772	84778	84772_84778_	1185	1191	67	67	85	1197	1203	68	68	110
M25	On Slip	WB	M25-On Slip, WB At M25 J3	86125	86117	86125_86117_	1070	1073	24	24	16	1073	1076	24	24	20
M25	Mainline	WB	M25-Mainline, WB From M25 J3	86117	87192	86117_87192_	4686	4691	71	71	230	4725	4730	72	72	271
M25	Mainline	WB	M25-Mainline, WB From M25 J3	87192	87021	87192_87021_	4686	4691	71	71	230	4725	4730	72	72	271
M25	Mainline	WB	M25-Mainline, WB From M25 J3	87021	87005	87021_87005_	4686	4691	71	71	230	4725	4730	72	72	271
M25	Off Slip	SB	M25-Off Slip, SB At M25 J4	87005	87035	87005_87035_	916	917	28	28	0	915	916	28	28	0
M25	Mainline	SB	M25-Mainline, SB Thru M25 J4	87005	87007	87005_87007_	3769	3773	57	57	230	3810	3814	58	58	271
M25	On Slip	SB	M25-On Slip, SB At M25 J4	87036	87007	87036_87007_	654	655	18	18	10	654	655	18	19	12
M25	Mainline	SB	M25-Mainline, SB From M25 J4	87007	87134	87007_87134_	4423	4428	67	67	240	4464	4469	68	68	283
M25	Mainline	SB	M25-Mainline, SB From M25 J4	87134	87012	87134_87012_	4423	4428	67	67	240	4464	4469	68	68	283
M25	Mainline	SB	M25-Mainline, SB From M25 J4	87012	87102	87012_87102_	4423	4428	67	67	240	4464	4469	68	68	283
M25	Mainline	SB	M25-Mainline, SB Thru M25 J5	87102	87106	87102_87106_	2324	2327	66	66	240	2364	2367	67	67	283
M25	Off Slip	SB	M25-Off Slip, SB At M25 J5	87102	87104	87102_87104_	2099	2101	47	47	0	2100	2103	47	47	0
M25	Mainline	WB	M25-Mainline, WB Thru M25 J5	87106	87109	87106_87109_	4536	4539	69	69	327	4597	4600	70	70	391
M25	On Slip	WB	M25-On Slip, WB At M25 J5	87107	87109	87107_87109_	1418	1418	64	64	11	1425	1425	64	64	15
M25	Mainline	WB	M25-Mainline, WB From M25 J5	87109	87157	87109_87157_	5954	5957	71	71	338	6022	6025	72	72	406
M25	Mainline	WB	M25-Mainline, WB From M25 J5	87157	87094	87157_87094_	5954	5957	71	71	338	6022	6025	72	72	406
M25	Mainline	WB	M25-Mainline, WB From M25 J5	87094	87095	87094_87095_	5954	5957	71	71	338	6022	6025	72	72	406
M25	Mainline	WB	M25-Mainline, WB From M25 J5	87095	84857	87095_84857_	5954	5957	71	71	338	6022	6025	72	72	406
M25	Mainline	WB	M25-Mainline, WB From M25 J5	84857	85754	84857_85754_	5954	5957	71	71	338	6022	6025	72	72	406
M25	Mainline	WB	M25-Mainline, WB From M25 J5	85754	84858	85754_84858_	5954	5957	71	71	338	6022	6025	72	72	406
M25	Mainline	WB	M25-Mainline, WB From M25 J5	84858	84859	84858_84859_	5954	5957	71	71	338	6022	6025	72	72	406
M25	Mainline	WB	M25-Mainline, WB From M25 J5	84859	84860	84859_84860_	5954	5957	71	71	338	6022	6025	72	72	406
M25	Off Slip	WB	M25-Off Slip, WB At M25 J6	84860	84586	84860_84586_	967	968	60	60	0	959	960	60	60	0
M25	Mainline	WB	M25-Mainline, WB Thru M25 J6	84860	84861	84860_84861_	4987	4989	71	71	338	5063	5065	72	72	406
M25	On Slip	WB	M25-On Slip, WB At M25 J6	84584	84861	84584_84861_	1518	1530	68	69	19	1538	1550	69	70	25
M25	Mainline	WB	M25-Mainline, WB From M25 J6	84861	85633	84861_85633_	6506	6519	77	78	357	6601	6615	79	79	431
M25	Mainline	WB	M25-Mainline, WB From M25 J6	85633	84862	85633_84862_	6506	6519	77	78	357	6601	6615	79	79	431
M25	Mainline	WB	M25-Mainline, WB From M25 J6	84862	85094	84862_85094_	6506	6519	70	70	357	6601	6615	71	71	431
M25	Off Slip	WB	M25-Off Slip, WB At M25 J7	85094	84824	85094_84824_	2047	2051	41	41	357	2152	2157	42	43	431
M25	Mainline	WB	M25-Mainline, WB Thru M25 J7	85094	85089	85094_85089_	4459	4468	64	64	0	4449	4458	64	64	0
M25	Mainline	WB	M25-Mainline, WB Thru M25 J7	85089	85088	85089_85088_	4459	4468	64	64	0	4449	4458	64	64	0
M25	Mainline	WB	M25-Mainline, WB From M25 J7	85088	85009	85088_85009_	6515	6541	70	70	338	6653	6678	71	72	453
M25	Mainline	WB	M25-Mainline, WB From M25 J7	85009	85098	85009_85098_	6515	6541	70	70	338	6653	6678	71	72	453
M25	Mainline	WB	M25-Mainline, WB Thru M25 J8	85098	84793	85098_84793_	5583	5605	60	60	313	5688	5709	61	61	409
M25	Mainline	WB	M25-Mainline, WB From M25 J8	84793	85007	84793_85007_	6436	6458	69	69	444	6530	6551	70	70	556
M25	Mainline	WB	M25-Mainline, WB From M25 J8	85007	85100	85007_85100_	6436	6458	69	69	444	6530	6551	70	70	556
M25	Mainline	NB	M25-Mainline, NB From M25 J8	85100	85068	85100_85068_	6436	6458	69	69	444	6530	6551	70	70	556

							Extended Baseline					Gatwick Second Runway				
							IP					IP				
Link	Type	Dir	Description	Anode	Bnode	LinkID	Actual Flow	Demand Flow	Actual V/C	Demand V/C	Airport Demand	Actual Flow	Demand Flow	Actual V/C	Demand V/C	Airport Demand
M25	Mainline	NB	M25-Mainline, NB From M25 J8	85068	84841	85068_84841_	6436	6458	69	69	444	6530	6551	70	70	556
M25	Mainline	NB	M25-Mainline, NB From M25 J8	84841	84838	84841_84838_	6436	6458	69	69	444	6530	6551	70	70	556
M25	Off Slip	NB	M25-Off Slip, NB At M25 J9	84838	85044	84838_85044_	1160	1164	66	66	75	1183	1187	67	67	101
M25	On Slip	NB	M25-On Slip, NB At M25 J9	85044	84838	85044_84838_	879	880	59	59	0	874	876	59	59	0
M25	Mainline	NB	M25-Mainline, NB From M25 J9	84838	85005	84838_85005_	6154	6174	66	66	369	6220	6239	67	67	455
M25	Mainline	NB	M25-Mainline, NB From M25 J9	85005	85033	85005_85033_	6154	6174	66	66	369	6220	6239	67	67	455
M25	Mainline	NB	M25-Mainline, NB From M25 J9	85033	84682	85033_84682_	6154	6174	66	66	369	6220	6239	67	67	455
M25	Mainline	NB	M25-Mainline, NB From M25 J9	84682	85751	84682_85751_	6154	6174	66	66	369	6220	6239	67	67	455
M25	Mainline	NB	M25-Mainline, NB From M25 J9	85751	85746	85751_85746_	6154	6174	66	66	369	6220	6239	67	67	455
M25	Mainline	NB	M25-Mainline, NB From M25 J9	85746	85040	85746_85040_	6154	6174	66	66	369	6220	6239	67	67	455
M25	Mainline	NB	M25-Mainline, NB From M25 J9	85040	85752	85040_85752_	6154	6174	66	66	369	6220	6239	67	67	455
M25	Mainline	NB	M25-Mainline, NB From M25 J9	85752	85030	85752_85030_	6154	6174	66	66	369	6220	6239	67	67	455
M25	Mainline	NB	M25-Mainline, NB From M25 J9	85030	84917	85030_84917_	6154	6174	66	66	369	6220	6239	67	67	455
M25	Mainline	NB	M25-Mainline, NB Thru M25 J10	84917	85025	84917_85025_	5060	5076	72	73	354	5127	5143	73	74	433
M25	Mainline	NB	M25-Mainline, NB From M25 J10	85025	85003	85025_85003_	7200	7216	77	77	354	7264	7280	78	78	433
M25	Mainline	NB	M25-Mainline, NB From M25 J10	85003	85023	85003_85023_	7200	7216	77	77	354	7264	7280	78	78	433
M25	Mainline	NB	M25-Mainline, NB From M25 J10	85023	84907	85023_84907_	7200	7216	77	77	354	7264	7280	78	78	433
M25	Mainline	NB	M25-Mainline, NB From M25 J10	84907	84874	84907_84874_	7200	7216	77	77	354	7264	7280	78	78	433
M25	Off Slip	NB	M25-Off Slip, NB At M25 J11	84874	84900	84874_84900_	1203	1205	34	34	82	1226	1229	35	35	109
M25	Mainline	NB	M25-Mainline, NB Thru M25 J11	84874	85383	84874_85383_	5997	6011	86	86	271	6038	6051	86	87	323
M25	On Slip	NB	M25-On Slip, NB At M25 J11	84903	85383	84903_85383_	1780	1782	50	50	0	1769	1772	50	50	0
M25	Mainline	NB	M25-Mainline, NB From M25 J11	85383	85001	85383_85001_	7777	7793	93	93	271	7807	7823	93	93	323
M25	Mainline	NB	M25-Mainline, NB From M25 J11	85001	83443	85001_83443_	7777	7793	93	93	271	7807	7823	93	93	323
M25	Mainline	NB	M25-Mainline, NB From M25 J11	83443	83392	83443_83392_	7777	7793	93	93	271	7807	7823	93	93	323
M25	Off Slip	NB	M25-Off Slip, NB At M25 J12	83392	83405	83392_83405_	2491	2496	70	71	104	2490	2495	70	70	119
M25	On Slip	SB	M25-On Slip, SB At M25 J12	83419	83420	83419_83420_	2024	2101	57	59	73	2032	2110	57	60	88
M25	Mainline	SB	M25-Mainline, SB From M25 J12	83420	83444	83420_83444_	7538	7619	90	91	253	7562	7643	90	91	303
M25	Mainline	SB	M25-Mainline, SB From M25 J12	83444	85413	83444_85413_	7538	7619	90	91	253	7561	7643	90	91	303
M25	Mainline	SB	M25-Mainline, SB From M25 J12	85413	85383	85413_85383_	7538	7619	90	91	253	7561	7643	90	91	303
M25	Off Slip	SB	M25-Off Slip, SB At M25 J12	85383	84898	85383_84898_	1653	1670	47	47	0	1638	1656	46	47	0
M25	Mainline	SB	M25-Mainline, SB Thru M25 J11	85383	84874	85383_84874_	5886	5948	84	85	253	5923	5987	85	86	303
M25	On Slip	SB	M25-On Slip, SB At M25 J11	84894	84874	84894_84874_	1299	1305	37	37	74	1323	1328	37	38	100
M25	Mainline	SB	M25-Mainline, SB From M25 J11	84874	85002	84874_85002_	7185	7253	77	78	327	7246	7315	78	78	403
M25	Mainline	SB	M25-Mainline, SB From M25 J11	85002	84907	85002_84907_	7185	7253	77	78	327	7246	7315	78	78	403
M25	Mainline	SB	M25-Mainline, SB From M25 J11	84907	85023	84907_85023_	7185	7253	77	78	327	7246	7315	78	78	403
M25	Mainline	SB	M25-Mainline, SB From M25 J11	85023	85025	85023_85025_	7185	7253	77	78	327	7246	7315	78	78	403
M25	Off Slip	SB	M25-Off Slip, SB At M25 J10	85025	84919	85025_84919_	2018	2037	62	63	0	2013	2032	62	63	0
M25	Mainline	SB	M25-Mainline, SB Thru M25 J10	85025	84917	85025_84917_	5167	5216	74	75	327	5234	5284	75	76	403
M25	On Slip	SB	M25-On Slip, SB At M25 J10	84920	84917	84920_84917_	1330	1339	38	38	18	1336	1345	38	38	24
M25	Mainline	SB	M25-Mainline, SB From M25 J10	84917	85004	84917_85004_	6497	6555	70	70	345	6570	6629	70	71	428
M25	Mainline	SB	M25-Mainline, SB From M25 J10	85004	85030	85004_85030_	6497	6555	70	70	345	6570	6629	70	71	428
M25	Mainline	SB	M25-Mainline, SB From M25 J10	85030	85752	85030_85752_	6497	6555	70	70	345	6570	6629	70	71	428
M25	Mainline	SB	M25-Mainline, SB From M25 J10	85752	85040	85752_85040_	6497	6555	70	70	345	6570	6629	70	71	428
M25	Mainline	SB	M25-Mainline, SB From M25 J10	85040	85746	85040_85746_	6497	6555	70	70	345	6570	6629	70	71	428
M25	Mainline	SB	M25-Mainline, SB From M25 J10	85746	85751	85746_85751_	6497	6555	70	70	345	6570	6629	70	71	428
M25	Mainline	SB	M25-Mainline, SB From M25 J10	85751	84682	85751_84682_	6497	6555	70	70	345	6570	6629	70	71	428
M25	Mainline	SB	M25-Mainline, SB From M25 J10	84682	85032	84682_85032_	6497	6555	70	70	345	6570	6629	70	71	428
M25	Off Slip	SB	M25-Off Slip, SB At M25 J9	85032	84835	85032_84835_	1059	1068	60	60	0	1052	1061	59	60	0
M25	Mainline	SB	M25-Mainline, SB Thru M25 J9	85032	85006	85032_85006_	6616	6667	71	72	411	6711	6763	72	73	514
M25	Mainline	SB	M25-Mainline, SB From M25 J9	85006	84841	85006_84841_	6616	6667	71	72	411	6711	6763	72	73	514
M25	On Slip	SB	M25-On Slip, SB At M25 J9	84835	85032	84835_85032_	1178	1180	79	79	67	1193	1195	80	80	86
M25	Mainline	SB	M25-Mainline, SB From M25 J9	84841	85068	84841_85068_	6616	6667	71	72	411	6711	6763	72	73	514
M25	Mainline	SB	M25-Mainline, SB From M25 J9	85068	85100	85068_85100_	6616	6667	71	72	411	6711	6763	72	73	514
M25	Mainline	SB	M25-Mainline, SB From M25 J9	85100	84793	85100_84793_	6616	6667	71	72	411	6711	6763	72	73	514
M25	Off Slip	EB	M25-Off Slip, EB At M25 J8	84793	84814	84793_84814_	808	814	39	40	0	796	802	39	39	35
M25	Mainline	EB	M25-Mainline, EB Thru M25 J8	84793	85098	84793_85098_	5808	5853	62	63	411	5915	5961	63	64	479
M25	On Slip	EB	M25-On Slip, EB At M25 J8	84811	85098	84811_85098_	1107	1109	31	31	39	1122	1125	32	32	41
M25	Mainline	EB	M25-Mainline, EB From M25 J8	85098	85008	85098_85008_	6915	6962	74	75	451	7037	7086	76	76	519

							Extended Baseline					Gatwick Second Runway				
							IP					IP				
Link	Type	Dir	Description	Anode	Bnode	LinkID	Actual Flow	Demand Flow	Actual V/C	Demand V/C	Airport Demand	Actual Flow	Demand Flow	Actual V/C	Demand V/C	Airport Demand
M25	Mainline	EB	M25-Mainline, EB From M25 J8	85008	85088	85008_85088_	6915	6962	74	75	451	7037	7086	76	76	519
M25	Mainline	EB	M25-Mainline, EB Thru M25 J7	85088	85089	85088_85089_	4393	4423	63	63	0	4377	4407	63	63	0
M25	Mainline	EB	M25-Mainline, EB Thru M25 J7	85089	85094	85089_85094_	4393	4423	63	63	0	4377	4407	63	63	0
M25	Mainline	EB	M25-Mainline, EB From M25 J7	85094	85627	85094_85627_	6541	6588	78	78	364	6602	6647	79	79	442
M25	Mainline	EB	M25-Mainline, EB From M25 J7	85627	84854	85627_84854_	6541	6588	78	78	364	6602	6647	79	79	442
M25	Mainline	EB	M25-Mainline, EB From M25 J7	84854	85103	84854_85103_	6541	6588	70	71	364	6602	6647	71	71	442
M25	Off Slip	EB	M25-Off Slip, EB At M25 J6	85103	84581	85103_84581_	1344	1354	68	68	24	1356	1365	68	69	31
M25	Mainline	EB	M25-Mainline, EB Thru M25 J6	85103	85101	85103_85101_	5197	5234	74	75	340	5246	5282	75	76	411
M25	On Slip	EB	M25-On Slip, EB At M25 J6	84582	85101	84582_85101_	925	928	41	42	0	936	939	42	42	0
M25	Mainline	EB	M25-Mainline, EB From M25 J6	85101	84855	85101_84855_	6121	6162	73	73	340	6182	6221	74	74	411
M25	Mainline	EB	M25-Mainline, EB From M25 J6	84855	85632	84855_85632_	6121	6162	73	73	340	6182	6221	74	74	411
M25	Mainline	EB	M25-Mainline, EB From M25 J6	85632	84856	85632_84856_	6121	6162	73	73	340	6182	6221	74	74	411
M25	Mainline	EB	M25-Mainline, EB From M25 J6	84856	85753	84856_85753_	6121	6162	73	73	340	6182	6221	74	74	411
M25	Mainline	EB	M25-Mainline, EB From M25 J6	85753	85085	85753_85085_	6121	6162	73	73	340	6182	6221	74	74	411
M25	Mainline	EB	M25-Mainline, EB From M25 J6	85085	87144	85085_87144_	6121	6162	73	73	340	6182	6221	74	74	411
M25	Mainline	EB	M25-Mainline, EB From M25 J6	87144	87093	87144_87093_	6121	6162	73	73	340	6182	6221	74	74	411
M25	Mainline	EB	M25-Mainline, EB From M25 J6	87093	87019	87093_87019_	6121	6162	73	73	340	6182	6221	74	74	411
M25	Off Slip	EB	M25-Off Slip, EB At M25 J5	87019	87105	87019_87105_	3039	3059	68	69	93	3060	3080	69	69	117
M25	Mainline	EB	M25-Mainline, EB Thru M25 J5	87019	87018	87019_87018_	3082	3102	69	70	247	3122	3141	70	70	294
M25	On Slip	NB	M25-On Slip, NB At M25 J5	87107	87018	87107_87018_	1510	1510	34	34	0	1509	1509	34	34	0
M25	Mainline	NB	M25-Mainline, NB From M25 J5	87018	87017	87018_87017_	4592	4612	66	66	247	4630	4650	66	67	294
M25	Mainline	NB	M25-Mainline, NB From M25 J5	87017	87012	87017_87012_	4592	4612	66	66	247	4630	4650	66	67	294
M25	Mainline	NB	M25-Mainline, NB From M25 J5	87012	87007	87012_87007_	4592	4612	66	66	247	4630	4650	66	67	294
M25	Off Slip	NB	M25-Off Slip, NB At M25 J4	87007	87033	87007_87033_	665	668	22	22	11	666	669	22	22	14
M25	Mainline	NB	M25-Mainline, NB Thru M25 J4	87007	87005	87007_87005_	3927	3944	56	56	236	3964	3981	57	57	281
M25	On Slip	NB	M25-On Slip, NB At M25 J4	87034	87005	87034_87005_	820	822	23	23	0	819	821	23	23	0
M25	Mainline	NB	M25-Mainline, NB From M25 J3	87005	87135	87005_87135_	4747	4767	68	68	236	4783	4802	68	69	281
M25	Mainline	NB	M25-Mainline, NB From M25 J3	87135	87191	87135_87191_	4747	4767	68	68	236	4783	4802	68	69	281
M25	Mainline	NB	M25-Mainline, NB From M25 J3	87191	86117	87191_86117_	4747	4767	68	68	236	4783	4802	68	69	281
M25	Off Slip	NB	M25-Off Slip, NB At M25 J3	86117	86124	86117_86124_	1012	1016	37	37	19	1015	1019	37	37	24
A23	Mainline	NB	A23-Mainline, NB From Longbridge Roundabout	90394	90421	90394_90421_	1483	1486	45	45	23	1468	1472	43	43	33
A23	Mainline	NB	A23-Mainline, NB Approaching Massetts Road Signals	90421	90084	90421_90084_	544	545	28	28	22	404	405	21	21	30
A23	Mainline	NB	A23-Mainline, NB Approaching Victoria Road Signals	90084	90085	90084_90085_	406	407	40	40	16	335	336	33	33	23
A23	Mainline	NB	A23-Mainline, NB From Victoria Road Signals	90085	90370	90085_90370_	528	529	14	14	16	430	431	12	12	23
A23	Mainline	NB	A23-Mainline, NB Approaching Balcombe Road Junction	90370	90086	90370_90086_	558	558	29	30	16	482	483	26	26	23
A23	Mainline	NB	A23-Mainline, NB From Balcombe Road Junction	90086	90056	90086_90056_	903	904	50	51	16	886	887	50	50	23
A23	Mainline	NB	A23-Mainline, NB Bonehurst Road	90056	90055	90056_90055_	903	904	50	51	16	886	887	50	50	23
A23	Mainline	NB	A23-Mainline, NB Approaching Woodhatch Road Junction	90055	90049	90055_90049_	913	914	51	51	12	894	895	50	50	18
A23	Mainline	NB	A23-Mainline, NB Approaching Mill Street Junction	90049	90023	90049_90023_	725	726	41	41	10	725	726	40	41	15
A23	Mainline	NB	A23-Mainline, NB Thru Redhill	90023	90007	90023_90007_	403	404	22	23	8	403	403	22	23	12
A23	Mainline	NB	A23-Mainline, NB Thru Redhill	90007	90008	90007_90008_	158	158	11	11	4	157	157	11	11	6
A23	Mainline	NB	A23-Mainline, NB Thru Redhill	90008	90141	90008_90141_	102	102	10	10	0	86	86	8	8	0
A23	Mainline	NB	A23-Mainline, NB Thru Redhill	90141	90375	90141_90375_	494	495	30	30	4	479	480	29	29	6
A23	Mainline	NB	A23-Mainline, NB Thru Redhill	90375	90140	90375_90140_	392	392	21	21	4	376	377	20	20	5
A23	Mainline	NB	A23-Mainline, NB A34 London Road S	90140	90305	90140_90305_	296	296	32	32	4	296	296	32	32	5
A23	Mainline	NB	A23-Mainline, NB A34 London Road S, from School Hill Junction	90305	85092	90305_85092_	259	259	15	15	3	258	258	15	15	4
A23	Mainline	NB	A23-Mainline, NB Over the M25	85092	84801	85092_84801_	259	259	15	15	3	258	258	15	15	4
A23	Mainline	NB	A23-Mainline, NB Approaching Shepherd's Hill Junction	84801	84787	84801_84787_	446	446	25	25	1	444	444	25	25	1
A23	Mainline	NB	A23-Mainline, NB From Shepherd's Hill Junction	84787	85195	84787_85195_	192	192	5	5	0	190	190	5	5	1
A23	Mainline	NB	A23-Mainline, NB Towards M23 Junction	85195	84783	85195_84783_	180	180	10	10	0	177	177	10	10	0
A23	Mainline	SB	A23-Mainline, SB From M23 Junction	84783	85195	84783_85195_	288	289	6	6	0	286	287	6	6	0
A23	Mainline	SB	A23-Mainline, SB To Shepherd's Hill Junction	85195	84787	85195_84787_	294	296	17	17	0	293	294	17	17	1
A23	Mainline	SB	A23-Mainline, SB From Shepherd's Hill Junction	84787	84801	84787_84801_	565	567	32	32	0	551	553	31	31	1
A23	Mainline	SB	A23-Mainline, SB Over the M25	84801	85092	84801_85092_	438	440	25	25	2	428	430	24	24	3
A23	Mainline	SB	A23-Mainline, SB	85092	90305	85092_90305_	438	440	25	25	2	428	430	24	24	3

Link	Type	Dir	Description	Anode	Bnode	LinkID	Extended Baseline					Gatwick Second Runway				
							IP					IP				
							Actual Flow	Demand Flow	Actual V/C	Demand V/C	Airport Demand	Actual Flow	Demand Flow	Actual V/C	Demand V/C	Airport Demand
			Approaching School Hill Junction													
A23	Mainline	SB	A23-Mainline, SB From School Hill Junction	90305	90140	90305_90140_	488	489	17	17	2	478	479	16	16	4
A23	Mainline	SB	A23-Mainline, SB Thru Redhill	90140	90375	90140_90375_	353	354	18	18	2	340	341	17	17	4
A23	Mainline	SB	A23-Mainline, SB Thru Redhill	90375	90141	90375_90141_	468	469	46	46	3	456	456	45	45	5
A23	Mainline	SB	A23-Mainline, SB Thru Redhill	90141	90008	90141_90008_	526	527	36	36	3	510	511	35	35	5
A23	Mainline	SB	A23-Mainline, SB Thru Redhill	90008	90007	90008_90007_	571	572	17	17	5	563	564	17	17	8
A23	Mainline	SB	A23-Mainline, SB Approaching Mill Street Junction	90007	90023	90007_90023_	431	431	41	41	5	396	397	37	37	8
A23	Mainline	SB	A23-Mainline, SB Approaching Woodhatch Road Junction	90023	90049	90023_90049_	835	835	68	68	6	795	795	65	65	10
A23	Mainline	SB	A23-Mainline, SB From Woodhatch Road Junction	90049	90055	90049_90055_	899	900	50	50	7	844	845	47	47	12
A23	Mainline	SB	A23-Mainline, SB From Woodhatch Road Junction	90055	90056	90055_90056_	894	894	50	50	10	840	841	47	47	16
A23	Mainline	SB	A23-Mainline, SB Approaching Balcombe Road Junction	90056	90086	90056_90086_	894	894	54	54	10	840	841	51	51	16
A23	Mainline	SB	A23-Mainline, SB From Balcombe Road Junction	90086	90370	90086_90370_	518	518	16	16	10	362	362	11	11	16
A23	Mainline	SB	A23-Mainline, SB Approaching Victoria Road Signals	90370	90085	90370_90085_	359	360	35	35	10	226	227	22	22	16
A23	Mainline	SB	A23-Mainline, SB Approaching Massetts Road Signals	90085	90084	90085_90084_	358	358	62	62	10	226	227	39	39	16
A23	Mainline	SB	A23-Mainline, SB From Massetts Road Signals	90084	90421	90084_90421_	383	384	23	23	14	253	253	15	15	22
A23	Mainline	SB	A23-Mainline, SB Approaching Longbridge Roundabout	90421	90394	90421_90394_	1253	1253	26	26	15	1201	1201	24	24	24

Table 3: PM V/C Summary for Strategic Links (Extended Baseline and Gatwick Second Runway)

Link	Type	Dir	Description	Anode	Bnode	LinkID	Extended Baseline					Gatwick Second Runway				
							PM					PM				
							Actual Flow	Demand Flow	Actual V/C	Demand V/C	Airport Demand	Actual Flow	Demand Flow	Actual V/C	Demand V/C	Airport Demand
A23	Mainline	NB	A23-Mainline, NB Thru Handcross Junction	90705	90703	90705_90703_	4131	4136	59	59	164	4186	4191	60	60	221
A23	Mainline	NB	A23-Mainline, NB From Handcross Junction	90703	90701	90703_90701_	4131	4136	59	59	164	4186	4191	60	60	221
A23	Mainline	NB	A23-Mainline, NB From Handcross Junction	90701	90291	90701_90291_	4131	4136	59	59	164	4186	4191	60	60	221
A23	Mainline	NB	A23-Mainline, NB From Handcross Junction	90291	90247	90291_90247_	4131	4136	59	59	164	4186	4191	60	60	221
A23	Off Slip	NB	A23-Off Slip, NB To A23 / M23 J11 Roundabout	90247	90240	90247_90240_	1261	1263	85	85	0	1218	1220	82	82	0
M23	Mainline	NB	M23-Mainline, NB Thru M23 J11	90247	90245	90247_90245_	2870	2874	41	41	164	2968	2971	42	43	221
M23	Mainline	NB	M23-Mainline, NB Thru M23 J11	90245	90249	90245_90249_	2870	2874	46	46	164	2968	2971	48	48	221
M23	On Slip	NB	M23-On Slip, NB At M23 J11	90239	90249	90239_90249_	396	467	38	45	17	401	471	39	45	2
M23 J11 Roundabout	Circulating	6 o'clock to 9 o'clock	M23 J11 Roundabout-Circulating, 6 o'clock to 9 o'clock	90240	90243	90240_90243_	2269	2390	40	42	98	2215	2332	39	41	120
M23 J11 Roundabout	Circulating	9 o'clock to 12 o'clock	M23 J11 Roundabout-Circulating, 9 o'clock to 12 o'clock	90243	90244	90243_90244_	2209	2560	58	67	17	2176	2522	57	66	3
M23 J11 Roundabout	Circulating	9 o'clock to 12 o'clock	M23 J11 Roundabout-Circulating, 9 o'clock to 12 o'clock	90244	90239	90244_90239_	2404	2833	62	73	17	2412	2834	62	73	2
M23 J11 Roundabout	Circulating	12 o'clock to 3 o'clock	M23 J11 Roundabout-Circulating, 12 o'clock to 3 o'clock	90239	90238	90239_90238_	2008	2366	90	107	0	2011	2363	91	106	0
M23 J11 Roundabout	Circulating	3 o'clock to 6 o'clock	M23 J11 Roundabout-Circulating, 3 o'clock to 6 o'clock	90238	90242	90238_90242_	2663	3057	75	86	100	2654	3041	75	86	124
M23 J11 Roundabout	Circulating	3 o'clock to 6 o'clock	M23 J11 Roundabout-Circulating, 3 o'clock to 6 o'clock	90242	90241	90242_90241_	2159	2414	50	56	98	2144	2392	49	55	120
M23 J11 Roundabout	Circulating	3 o'clock to 6 o'clock	M23 J11 Roundabout-Circulating, 3 o'clock to 6 o'clock	90241	90240	90241_90240_	1008	1127	45	51	98	997	1112	45	50	120
M23	Mainline	NB	M23-Mainline, NB From M23 J11	90249	90028	90249_90028_	3266	3340	47	48	181	3369	3442	48	49	223
M23	Mainline	NB	M23-Mainline, NB To M23 J10a	90028	90026	90028_90026_	3266	3340	51	52	181	3369	3442	53	54	223
M23	On Slip	NB	M23-On Slip, NB At M23 J10a	90308	90026	90308_90026_	558	575	30	31	24	655	675	34	35	35
M23	Mainline	NB	M23-Mainline, NB From M23 J10a	90026	90156	90026_90156_	3824	3916	55	56	205	4024	4117	58	59	258
M23	Mainline	NB	M23-Mainline, NB From M23 J10a	90156	90024	90156_90024_	3824	3915	55	56	205	4023	4117	58	59	258
M23	Mainline	NB	M23-Mainline, NB From M23 J10a	90024	90117	90024_90117_	3824	3915	55	56	205	4024	4117	58	59	258
M23	Off Slip	NB	M23-Off Slip, NB At M23 J10	90117	90115	90117_90115_	416	426	17	17	0	469	480	19	20	0
M23 J10 Roundabout	Circulating	6 o'clock to 9 o'clock	M23 J10 Roundabout-Circulating, 6 o'clock to 9 o'clock	90115	90108	90115_90108_	1660	1761	29	31	72	1569	1666	28	29	40
M23 J10 Roundabout	Circulating	6 o'clock to 9 o'clock	M23 J10 Roundabout-Circulating, 6 o'clock to 9 o'clock	90108	90109	90108_90109_	495	525	33	35	6	513	545	34	36	5
M23 J10 Roundabout	Circulating	9 o'clock to 12 o'clock	M23 J10 Roundabout-Circulating, 9 o'clock to 12 o'clock	90109	90110	90109_90110_	1995	2153	35	38	11	2029	2211	36	39	5
M23 J10 Roundabout	Circulating	9 o'clock to 12 o'clock	M23 J10 Roundabout-Circulating, 9 o'clock to 12 o'clock	90110	90111	90110_90111_	1396	1506	86	93	0	1389	1513	85	93	0
M23 J10 Roundabout	Circulating	12 o'clock to 3 o'clock	M23 J10 Roundabout-Circulating, 12 o'clock to 3 o'clock	90111	90112	90111_90112_	2445	2606	43	46	113	2254	2419	40	43	68
M23 J10 Roundabout	Circulating	12 o'clock to 3 o'clock	M23 J10 Roundabout-Circulating, 12 o'clock to 3 o'clock	90112	90113	90112_90113_	1566	1669	96	103	66	1397	1499	86	92	35
M23 J10 Roundabout	Circulating	3 o'clock to 6 o'clock	M23 J10 Roundabout-Circulating, 3 o'clock to 6 o'clock	90113	90114	90113_90114_	2556	2744	47	51	72	2261	2439	42	45	40
M23 J10 Roundabout	Circulating	3 o'clock to 6 o'clock	M23 J10 Roundabout-Circulating, 3 o'clock to 6 o'clock	90114	90115	90114_90115_	1244	1335	76	82	72	1099	1186	68	73	40
M23	On Slip	NB	M23-On Slip, NB At M23 J10	90110	90152	90110_90152_	599	646	32	35	11	641	698	35	38	5
M23	Mainline	NB	M23-Mainline, NB From M23 J10	90152	90150	90152_90150_	4007	4136	53	54	216	4195	4335	55	57	263
M23	Mainline	NB	M23-Mainline, NB From M23 J10	90150	90148	90150_90148_	4007	4136	53	54	216	4195	4335	55	57	263
M23	Mainline	NB	M23-Mainline, NB Thru M23 J9	90148	90146	90148_90146_	3379	3488	44	46	0	3380	3492	44	46	0
M23	Mainline	NB	M23-Mainline, NB Thru M23 J9	90146	90100	90146_90100_	3379	3488	50	52	0	3380	3492	52	54	0
M23	On Slip	NB	M23-On Slip, NB At M23 J9	90096	90100	90096_90100_	1370	1443	50	53	964	1771	1842	62	65	1333
M23	Mainline	NB	M23-Mainline, NB From M23 J9	90100	90019	90100_90019_	4749	4931	62	65	964	5151	5335	68	70	1333
M23	Mainline	NB	M23-Mainline, NB From M23 J9	90019	90018	90019_90018_	4749	4931	62	65	964	5151	5335	68	70	1333
M23	Mainline	NB	M23-Mainline, NB From M23 J9	90018	90016	90018_90016_	4749	4931	62	65	964	5151	5335	68	70	1333
M23	Mainline	NB	M23-Mainline, NB From M23 J9	90016	90054	90016_90054_	4749	4931	62	65	964	5151	5335	68	70	1333
M23	Mainline	NB	M23-Mainline, NB From M23 J9	90054	90014	90054_90014_	4749	4931	62	65	964	5151	5335	68	70	1333
M23	Mainline	NB	M23-Mainline, NB From M23 J9	90014	90013	90014_90013_	4749	4931	62	65	964	5151	5335	68	70	1333
M23	Mainline	NB	M23-Mainline, NB From M23 J9	90013	85169	90013_85169_	4749	4931	62	65	964	5151	5335	68	70	1333
M23	Mainline	NB	M23-Mainline, NB From M23 J9	85169	85106	85169_85106_	4755	4937	62	65	964	5157	5341	68	70	1333
M23	Mainline	SB	M23-Mainline, SB From M23 / M25 Junction	85106	85631	85106_85631_	5336	5589	70	73	722	5707	5990	75	79	957
M23	Mainline	SB	M23-Mainline, SB From M23 / M25 Junction	85631	90015	85631_90015_	5328	5581	76	80	722	5700	5982	82	86	957
M23	Mainline	SB	M23-Mainline, SB From M23 / M25 Junction	90015	90017	90015_90017_	5328	5581	70	73	722	5700	5982	75	78	957
M23	Mainline	SB	M23-Mainline, SB From M23 / M25 Junction	90017	90053	90017_90053_	5328	5581	70	73	722	5700	5982	75	78	957
M23	Mainline	SB	M23-Mainline, SB From M23 / M25 Junction	90053	90059	90053_90059_	5328	5581	70	73	722	5700	5982	75	78	957

Link	Type	Dir	Description	Anode	Bnode	LinkID	Extended Baseline					Gatwick Second Runway				
							PM					PM				
							Actual Flow	Demand Flow	Actual V/C	Demand V/C	Airport Demand	Actual Flow	Demand Flow	Actual V/C	Demand V/C	Airport Demand
M23	Mainline	SB	M23-Mainline, SB From M23 / M25 Junction	90059	90060	90059_90060_	5328	5581	70	73	722	5700	5982	75	78	957
M23	Mainline	SB	M23-Mainline, SB From M23 / M25 Junction	90060	90061	90060_90061_	5328	5581	70	73	722	5700	5982	75	78	957
M23	Mainline	SB	M23-Mainline, SB Thru M23 J9	90021	90147	90021_90147_	4422	4633	58	61	0	4095	4297	54	56	0
M23	Mainline	SB	M23-Mainline, SB Thru M23 J9	90147	90149	90147_90149_	4422	4633	66	70	0	4095	4297	64	67	0
M23	On Slip	SB	M23-On Slip, SB At M23 J9	90098	90149	90098_90149_	1453	1527	57	60	444	1794	1870	65	68	551
M23	Mainline	SB	M23-Mainline, SB From M23 J9	90149	90151	90149_90151_	5875	6159	77	81	444	5889	6167	77	81	551
M23	Mainline	SB	M23-Mainline, SB From M23 J9	90151	90153	90151_90153_	5875	6159	77	81	444	5889	6167	77	81	551
M23	Off Slip	SB	M23-Off Slip, SB At M23 J10	90153	90111	90153_90111_	1049	1100	64	68	113	865	906	53	56	68
M23	Mainline	SB	M23-Mainline, SB Thru M23 J10	90153	90155	90153_90155_	4826	5060	69	72	331	5024	5261	72	75	483
M23	Mainline	SB	M23-Mainline, SB Thru M23 J10	90155	90052	90155_90052_	4826	5060	84	89	331	5024	5261	86	90	483
M23	On Slip	SB	M23-On Slip, SB At M23 J10	90114	90052	90114_90052_	1313	1409	71	76	0	1162	1253	67	72	0
M23	Mainline	SB	M23-Mainline, SB From M23 J10	90052	90025	90052_90025_	6139	6469	88	93	331	6185	6514	88	93	483
M23	Mainline	SB	M23-Mainline, SB From M23 J10	90025	90157	90025_90157_	6139	6469	88	93	331	6185	6514	88	93	483
M23	Mainline	SB	M23-Mainline, SB From M23 J10	90157	90027	90157_90027_	6139	6469	88	93	331	6185	6514	89	93	483
M23	Off Slip	SB	M23-Off Slip, SB At M23 J10a	90027	90307	90027_90307_	1288	1357	60	63	72	1297	1366	58	61	104
M23	Mainline	SB	M23-Mainline, SB Thru M23 J10a	90027	90029	90027_90029_	4851	5112	69	73	259	4889	5149	70	74	379
M23	Mainline	SB	M23-Mainline, SB From M23 J10a	90029	90250	90029_90250_	4851	5112	70	73	259	4889	5149	70	74	379
M23	Off Slip	SB	M23-Off Slip, SB At M23 J11	90250	90238	90250_90238_	656	691	69	73	100	643	678	68	71	124
M23	Mainline	SB	M23-Mainline, SB Thru M23 J11	90250	90246	90250_90246_	4196	4421	60	63	159	4245	4471	61	64	254
M23	Mainline	SB	M23-Mainline, SB Thru M23 J11	90246	90248	90246_90248_	4196	4421	88	93	159	4245	4471	89	94	254
M23	On Slip	SB	M23-On Slip, SB At M23 J11	90241	90248	90241_90248_	1151	1287	96	107	0	1147	1280	96	107	0
A23	Mainline	SB	A23-Mainline, SB From M23 J11	90248	90700	90248_90700_	5347	5708	76	82	159	5392	5751	77	82	254
A23	Mainline	SB	A23-Mainline, SB From M23 J11	90700	90702	90700_90702_	5347	5708	76	82	159	5393	5751	77	82	254
A23	Off Slip	SB	A23-Off Slip, SB At Home Wood	90702	90699	90702_90699_	918	980	61	65	29	940	1003	63	67	46
A23	Mainline	SB	A23-Mainline, SB From Home Wood Junction	90702	90704	90702_90704_	4429	4728	63	68	130	4452	4748	64	68	208
A23	Mainline	SB	A23-Mainline, SB From Home Wood Junction	90704	90706	90704_90706_	4429	4728	69	74	130	4452	4748	70	74	208
M23/M25	Slip	NB	M23/M25-Slip, NB Diverge from M23 NB to M25	85106	84826	85106_84826_	3990	4142	68	71	861	4358	4514	75	77	1181
M23/M25	Slip	NB	M23/M25-Slip, NB Slip from M23 NB to M25 WB	84826	84827	84826_84827_	2424	2517	52	54	498	2648	2742	57	59	678
M23/M25	Slip	WB	M23/M25-Slip, WB Merge from M23 to M25 WB	84827	85088	84827_85088_	2684	2788	60	63	498	2893	2999	65	67	678
M23/M25	Slip	NB	M23/M25-Slip, NB Slip from M23 NB to M25 EB	84826	84821	84826_84821_	1565	1625	44	46	364	1711	1772	48	50	503
M23/M25	Slip	NB	M23/M25-Slip, NB Slip from M23 NB to M25 EB	84821	84820	84821_84820_	1565	1625	67	70	364	1711	1772	73	76	503
M23/M25	Slip	EB	M23/M25-Slip, EB Merge from M23 to M25 EB	84820	85094	84820_85094_	1760	1829	39	41	364	1901	1971	43	44	503
M23/M25	Slip	SB	M23/M25-Slip, SB Diverge from M23 SB to M25	84790	84819	84790_84819_	455	475	13	13	0	435	457	12	13	0
M23/M25	Slip	SB	M23/M25-Slip, SB Slip from M23 SB to M25 EB	84819	84820	84819_84820_	195	204	11	12	0	190	200	11	11	0
M23/M25	Slip	SB	M23/M25-Slip, SB Slip from M23 SB to M23 WB	84819	84822	84819_84822_	260	271	15	15	0	245	257	14	15	0
M23/M25	Slip	SB	M23/M25-Slip, SB Slip from M23 SB to M23 WB	84822	84827	84822_84827_	260	271	15	15	0	245	257	14	15	0
M23/M25	Slip	EB	M23/M25-Slip, EB Diverge from M25 EB to M23	85088	84816	85088_84816_	2365	2542	67	72	333	2543	2739	72	77	447
M23/M25	Slip	NB	M23/M25-Slip, NB Slip from M23 EB to M23 NB	84816	84817	84816_84817_	99	106	3	3	0	71	76	2	2	0
M23/M25	Slip	NB	M23/M25-Slip, NB Merge from M25 to M23 NB	84817	84790	84817_84790_	302	313	9	9	0	266	276	8	8	0
M23/M25	Slip	EB	M23/M25-Slip, EB Slip from M25 EB to M23 SB	84816	84818	84816_84818_	2266	2436	64	69	333	2473	2663	70	75	447
M23/M25	Slip	SB	M23/M25-Slip, SB Slip from M25 EB to M23 SB	84818	84825	84818_84825_	2266	2436	65	70	333	2473	2663	71	76	447
M23/M25	Slip	SB	M23/M25-Slip, SB Merge from M25 to M23 SB	84825	85106	84825_85106_	4509	4726	65	68	631	4844	5084	69	73	835
M23/M25	Slip	WB	M23/M25-Slip, WB Diverge from M25 WB to M23	85094	84824	85094_84824_	2446	2497	48	49	298	2567	2620	50	51	388
M23/M25	Slip	WB	M23/M25-Slip, WB Slip from M25 WB to M23 SB	84824	84825	84824_84825_	2243	2290	48	49	298	2371	2420	51	52	388
M23/M25	Slip	WB	M23/M25-Slip, WB Slip from M25 WB to M23 NB	84824	84823	84824_84823_	203	207	11	12	0	196	200	11	11	0
M23/M25	Slip	NB	M23/M25-Slip, NB Slip from M25 WB to M23 NB	84823	84817	84823_84817_	203	207	11	12	0	196	200	11	11	0
M23	Mainline	NB	M23-Mainline, NB Thru M23 Junction 8	85106	84790	85106_84790_	766	795	11	11	103	799	827	11	12	152
M23	Mainline	SB	M23-Mainline, SB Thru M23 Junction 8	84790	85106	84790_85106_	827	863	35	37	90	863	906	37	39	122
M23	Mainline	NB	M23-Mainline, NB From M23 Junction 8 to A23	84790	84785	84790_84785_	1068	1109	23	24	103	1065	1103	23	24	152
M23	Mainline	NB	M23-Mainline, NB From M23 Junction 8 to A23	84785	84777	84785_84777_	1068	1109	41	43	103	1065	1103	41	42	152
M23	Mainline	SB	M23-Mainline, SB From A23 to M23 Junction 8	84778	84785	84778_84785_	1282	1338	28	29	90	1299	1364	28	29	122
M23	Mainline	SB	M23-Mainline, SB From A23 to M23 Junction 8	84785	84790	84785_84790_	1282	1338	18	19	90	1299	1364	19	20	122
A23	Mainline	NB	A23-Mainline, NB Brighton Road from end of the M23	84777	84772	84777_84772_	1425	1489	80	84	103	1414	1471	80	83	152
A23	Mainline	NB	A23-Mainline, NB Brighton Road from end of the M23	84772	84514	84772_84514_	1425	1489	80	84	103	1414	1471	80	83	152
A23	Mainline	NB	A23-Mainline, NB Brighton Road from end of the M23	84514	84515	84514_84515_	1432	1489	81	84	93	1451	1502	82	85	138
A23	Mainline	NB	A23-Mainline, NB Brighton Road, approaching Star Lane Junction	84515	84768	84515_84768_	1432	1489	85	88	93	1451	1502	85	88	138
A23	Mainline	NB	A23-Mainline, NB Brighton Road, from Star Lane	84768	84763	84768_84763_	1143	1188	65	67	66	1129	1169	64	66	98



Link	Type	Dir	Description	Anode	Bnode	LinkID	Extended Baseline					Gatwick Second Runway				
							PM					PM				
							Actual Flow	Demand Flow	Actual V/C	Demand V/C	Airport Demand	Actual Flow	Demand Flow	Actual V/C	Demand V/C	Airport Demand
			Junction													
A23	Mainline	NB	A23-Mainline, NB Brighton Road, from Star Lane Junction	84763	51142	84763_51142_	1143	1188	64	66	66	1129	1169	63	65	98
A23	Mainline	NB	A23-Mainline, NB Brighton Road, from Star Lane Junction	51142	50452	51142_50452_	1143	1188	57	59	66	1129	1169	56	58	98
A23	Mainline	NB	A23-Mainline, NB Brighton Road, approaching Downs Road Junction	50452	50454	50452_50454_	1143	1188	101	105	66	1129	1169	100	104	98
A23	Mainline	NB	A23-Mainline, NB Brighton Road, from Downs Rd Junction to Hollymeoak Rd Junction	50454	50002	50454_50002_	1055	1142	57	62	66	1056	1135	57	62	98
A23	Mainline	SB	A23-Mainline, SB Brighton Road, from Hollymeoak Rd Junction to Downs Rd Junction	50002	50454	50002_50454_	1189	1246	63	66	68	1194	1259	64	67	93
A23	Mainline	SB	A23-Mainline, SB Brighton Road, from Downs Rd Junction	50454	50452	50454_50452_	1183	1240	30	31	68	1183	1247	30	31	93
A23	Mainline	SB	A23-Mainline, SB Brighton Road, from Downs Rd Junction	50452	51142	50452_51142_	1183	1239	59	62	68	1184	1248	59	62	93
A23	Mainline	SB	A23-Mainline, SB Brighton Road, from Downs Rd Junction	51142	84763	51142_84763_	1183	1239	66	69	68	1184	1248	66	70	93
A23	Mainline	SB	A23-Mainline, SB Brighton Road, approaching Star Lane Junction	84763	84768	84763_84768_	1183	1239	67	70	68	1184	1248	67	70	93
A23	Mainline	SB	A23-Mainline, SB Brighton Road, from Star Lane Junction	84768	84515	84768_84515_	1453	1525	82	86	85	1454	1536	82	87	115
A23	Mainline	SB	A23-Mainline, SB Brighton Road, from Star Lane Junction	84515	84513	84515_84513_	1453	1525	82	86	85	1454	1536	82	87	115
A23	Mainline	SB	A23-Mainline, SB Brighton Road, from Star Lane Junction	84513	84772	84513_84772_	1498	1564	85	88	90	1479	1553	84	88	122
A23	Mainline	SB	A23-Mainline, SB Brighton Road to end of the A23	84772	84778	84772_84778_	1498	1564	85	88	90	1479	1553	84	88	122
M25	On Slip	WB	M25-On Slip, WB At M25 J3	86125	86117	86125_86117_	1117	1174	25	26	12	1119	1175	25	26	15
M25	Mainline	WB	M25-Mainline, WB From M25 J3	86117	87192	86117_87192_	5191	5349	79	81	187	5221	5380	79	82	237
M25	Mainline	WB	M25-Mainline, WB From M25 J3	87192	87021	87192_87021_	5190	5349	79	81	187	5221	5380	79	82	237
M25	Mainline	WB	M25-Mainline, WB From M25 J3	87021	87005	87021_87005_	5190	5349	79	81	187	5221	5380	79	82	237
M25	Off Slip	SB	M25-Off Slip, SB At M25 J4	87005	87035	87005_87035_	1087	1121	32	33	0	1086	1119	32	33	0
M25	Mainline	SB	M25-Mainline, SB Thru M25 J4	87005	87007	87005_87007_	4103	4229	62	64	186	4135	4261	63	65	237
M25	On Slip	SB	M25-On Slip, SB At M25 J4	87036	87007	87036_87007_	533	554	15	16	7	537	558	15	16	10
M25	Mainline	SB	M25-Mainline, SB From M25 J4	87007	87134	87007_87134_	4636	4783	70	72	194	4672	4819	71	73	247
M25	Mainline	SB	M25-Mainline, SB From M25 J4	87134	87012	87134_87012_	4636	4783	70	72	194	4672	4819	71	73	247
M25	Mainline	SB	M25-Mainline, SB From M25 J4	87012	87102	87012_87102_	4636	4783	70	72	194	4672	4819	71	73	247
M25	Mainline	SB	M25-Mainline, SB Thru M25 J5	87102	87106	87102_87106_	2559	2640	72	75	194	2604	2686	74	76	247
M25	Off Slip	SB	M25-Off Slip, SB At M25 J5	87102	87104	87102_87104_	2077	2143	47	48	0	2068	2133	46	48	0
M25	Mainline	WB	M25-Mainline, WB Thru M25 J5	87106	87109	87106_87109_	4668	4749	71	72	265	4735	4816	72	73	344
M25	On Slip	WB	M25-On Slip, WB At M25 J5	87107	87109	87107_87109_	1355	1355	61	61	16	1345	1345	60	60	20
M25	Mainline	WB	M25-Mainline, WB From M25 J5	87109	87157	87109_87157_	6023	6104	72	73	281	6080	6162	72	73	364
M25	Mainline	WB	M25-Mainline, WB From M25 J5	87157	87094	87157_87094_	6023	6104	72	73	281	6079	6162	72	73	364
M25	Mainline	WB	M25-Mainline, WB From M25 J5	87094	87095	87094_87095_	6023	6104	72	73	281	6079	6162	72	73	364
M25	Mainline	WB	M25-Mainline, WB From M25 J5	87095	84857	87095_84857_	6023	6104	72	73	281	6079	6162	72	73	364
M25	Mainline	WB	M25-Mainline, WB From M25 J5	84857	85754	84857_85754_	6023	6104	72	73	281	6079	6162	72	73	364
M25	Mainline	WB	M25-Mainline, WB From M25 J5	85754	84858	85754_84858_	6023	6104	72	73	281	6079	6162	72	73	364
M25	Mainline	WB	M25-Mainline, WB From M25 J5	84858	84859	84858_84859_	6023	6104	72	73	281	6079	6162	72	73	364
M25	Mainline	WB	M25-Mainline, WB From M25 J5	84859	84860	84859_84860_	6023	6104	72	73	281	6079	6162	72	73	364
M25	Off Slip	WB	M25-Off Slip, WB At M25 J6	84860	84586	84860_84586_	1347	1365	84	85	0	1342	1360	84	85	0
M25	Mainline	WB	M25-Mainline, WB Thru M25 J6	84860	84861	84860_84861_	4676	4739	67	68	281	4738	4802	68	69	364
M25	On Slip	WB	M25-On Slip, WB At M25 J6	84584	84861	84584_84861_	1687	1757	76	79	17	1704	1773	76	80	24
M25	Mainline	WB	M25-Mainline, WB From M25 J6	84861	85633	84861_85633_	6363	6496	76	77	298	6442	6575	77	78	388
M25	Mainline	WB	M25-Mainline, WB From M25 J6	85633	84862	85633_84862_	6363	6496	76	77	298	6442	6575	77	78	388
M25	Mainline	WB	M25-Mainline, WB From M25 J6	84862	85094	84862_85094_	6363	6496	68	70	298	6442	6575	69	71	388
M25	Off Slip	WB	M25-Off Slip, WB At M25 J7	85094	84824	85094_84824_	2446	2497	48	49	298	2567	2620	50	51	388
M25	Mainline	WB	M25-Mainline, WB Thru M25 J7	85094	85089	85094_85089_	3917	3999	56	57	0	3875	3955	55	57	0
M25	Mainline	WB	M25-Mainline, WB Thru M25 J7	85089	85088	85089_85088_	3917	3999	56	57	0	3875	3955	55	57	0
M25	Mainline	WB	M25-Mainline, WB From M25 J7	85088	85009	85088_85009_	6601	6787	71	73	498	6768	6955	73	75	678
M25	Mainline	WB	M25-Mainline, WB From M25 J7	85009	85098	85009_85098_	6601	6787	71	73	498	6768	6954	73	75	678
M25	Mainline	WB	M25-Mainline, WB Thru M25 J8	85098	84793	85098_84793_	5583	5740	60	62	453	5736	5895	62	63	644
M25	Mainline	WB	M25-Mainline, WB From M25 J8	84793	85007	84793_85007_	6522	6679	70	72	454	6661	6819	71	73	645
M25	Mainline	WB	M25-Mainline, WB From M25 J8	85007	85100	85007_85100_	6522	6679	70	72	454	6661	6819	71	73	645
M25	Mainline	NB	M25-Mainline, NB From M25 J8	85100	85068	85100_85068_	6522	6679	70	72	454	6661	6819	71	73	645

							Extended Baseline					Gatwick Second Runway				
							PM					PM				
Link	Type	Dir	Description	Anode	Bnode	LinkID	Actual Flow	Demand Flow	Actual V/C	Demand V/C	Airport Demand	Actual Flow	Demand Flow	Actual V/C	Demand V/C	Airport Demand
M25	Mainline	NB	M25-Mainline, NB From M25 J8	85068	84841	85068_84841_	6522	6679	70	72	454	6661	6819	71	73	645
M25	Mainline	NB	M25-Mainline, NB From M25 J8	84841	84838	84841_84838_	6522	6679	70	72	454	6661	6819	71	73	645
M25	Off Slip	NB	M25-Off Slip, NB At M25 J9	84838	85044	84838_85044_	1397	1431	79	81	89	1410	1444	80	82	128
M25	On Slip	NB	M25-On Slip, NB At M25 J9	85044	84838	85044_84838_	1238	1307	83	88	0	1238	1309	83	88	0
M25	Mainline	NB	M25-Mainline, NB From M25 J9	84838	85005	84838_85005_	6363	6555	68	70	365	6489	6685	70	72	517
M25	Mainline	NB	M25-Mainline, NB From M25 J9	85005	85033	85005_85033_	6363	6555	68	70	365	6489	6685	70	72	517
M25	Mainline	NB	M25-Mainline, NB From M25 J9	85033	84682	85033_84682_	6363	6555	68	70	365	6489	6685	70	72	517
M25	Mainline	NB	M25-Mainline, NB From M25 J9	84682	85751	84682_85751_	6363	6555	68	70	365	6489	6685	70	72	517
M25	Mainline	NB	M25-Mainline, NB From M25 J9	85751	85746	85751_85746_	6363	6555	68	70	365	6489	6685	70	72	517
M25	Mainline	NB	M25-Mainline, NB From M25 J9	85746	85040	85746_85040_	6363	6555	68	70	365	6489	6685	70	72	517
M25	Mainline	NB	M25-Mainline, NB From M25 J9	85040	85752	85040_85752_	6363	6555	68	70	365	6489	6685	70	72	517
M25	Mainline	NB	M25-Mainline, NB From M25 J9	85752	85030	85752_85030_	6363	6555	68	70	365	6489	6685	70	72	517
M25	Mainline	NB	M25-Mainline, NB From M25 J9	85030	84917	85030_84917_	6363	6555	68	70	365	6489	6685	70	72	517
M25	Mainline	NB	M25-Mainline, NB Thru M25 J10	84917	85025	84917_85025_	4963	5114	71	73	342	5091	5244	73	75	482
M25	Mainline	NB	M25-Mainline, NB From M25 J10	85025	85003	85025_85003_	7044	7195	76	77	342	7159	7312	77	78	482
M25	Mainline	NB	M25-Mainline, NB From M25 J10	85003	85023	85003_85023_	7044	7194	76	77	342	7159	7312	77	78	482
M25	Mainline	NB	M25-Mainline, NB From M25 J10	85023	84907	85023_84907_	7044	7194	76	77	342	7159	7312	77	78	482
M25	Mainline	NB	M25-Mainline, NB From M25 J10	84907	84874	84907_84874_	7044	7194	76	77	342	7159	7312	77	78	482
M25	Off Slip	NB	M25-Off Slip, NB At M25 J11	84874	84900	84874_84900_	1254	1281	35	36	86	1293	1320	37	37	130
M25	Mainline	NB	M25-Mainline, NB Thru M25 J11	84874	85383	84874_85383_	5790	5914	83	85	256	5866	5992	84	86	352
M25	On Slip	NB	M25-On Slip, NB At M25 J11	84903	85383	84903_85383_	2009	2109	57	60	0	1986	2087	56	59	0
M25	Mainline	NB	M25-Mainline, NB From M25 J11	85383	85001	85383_85001_	7799	8023	93	96	256	7852	8079	93	96	352
M25	Mainline	NB	M25-Mainline, NB From M25 J11	85001	83443	85001_83443_	7799	8023	93	96	256	7852	8079	93	96	352
M25	Mainline	NB	M25-Mainline, NB From M25 J11	83443	83392	83443_83392_	7799	8023	93	96	256	7852	8079	93	96	352
M25	Off Slip	NB	M25-Off Slip, NB At M25 J12	83392	83405	83392_83405_	2767	2846	78	80	101	2761	2841	78	80	133
M25	On Slip	SB	M25-On Slip, SB At M25 J12	83419	83420	83419_83420_	2311	2405	65	68	85	2349	2439	66	69	109
M25	Mainline	SB	M25-Mainline, SB From M25 J12	83420	83444	83420_83444_	8427	9061	100	108	209	8462	9087	101	108	272
M25	Mainline	SB	M25-Mainline, SB From M25 J12	83444	85413	83444_85413_	8400	9061	100	108	209	8400	9087	100	108	272
M25	Mainline	SB	M25-Mainline, SB From M25 J12	85413	85383	85413_85383_	8400	9061	100	108	209	8400	9087	100	108	272
M25	Off Slip	SB	M25-Off Slip, SB At M25 J12	85383	84898	85383_84898_	1830	1974	52	56	0	1808	1956	51	55	0
M25	Mainline	SB	M25-Mainline, SB Thru M25 J11	85383	84874	85383_84874_	6569	7087	94	101	209	6592	7131	94	102	272
M25	On Slip	SB	M25-On Slip, SB At M25 J11	84894	84874	84894_84874_	1864	1974	53	56	59	1890	2004	53	57	86
M25	Mainline	SB	M25-Mainline, SB From M25 J11	84874	85002	84874_85002_	8434	9061	90	97	268	8481	9135	91	98	358
M25	Mainline	SB	M25-Mainline, SB From M25 J11	85002	84907	85002_84907_	8434	9061	90	97	268	8481	9135	91	98	358
M25	Mainline	SB	M25-Mainline, SB From M25 J11	84907	85023	84907_85023_	8433	9059	90	97	268	8482	9135	91	98	358
M25	Mainline	SB	M25-Mainline, SB From M25 J11	85023	85025	85023_85025_	8433	9059	90	97	268	8482	9135	91	98	358
M25	Off Slip	SB	M25-Off Slip, SB At M25 J10	85025	84919	85025_84919_	2584	2776	80	86	0	2569	2767	79	85	0
M25	Mainline	SB	M25-Mainline, SB Thru M25 J10	85025	84917	85025_84917_	5848	6283	84	90	268	5912	6368	85	91	358
M25	On Slip	SB	M25-On Slip, SB At M25 J10	84920	84917	84920_84917_	1587	1658	45	47	19	1606	1680	45	47	33
M25	Mainline	SB	M25-Mainline, SB From M25 J10	84917	85004	84917_85004_	7435	7941	80	85	286	7518	8047	81	86	391
M25	Mainline	SB	M25-Mainline, SB From M25 J10	85004	85030	85004_85030_	7435	7941	80	85	286	7518	8047	81	86	391
M25	Mainline	SB	M25-Mainline, SB From M25 J10	85030	85752	85030_85752_	7435	7941	80	85	286	7518	8047	81	86	391
M25	Mainline	SB	M25-Mainline, SB From M25 J10	85752	85040	85752_85040_	7435	7941	80	85	286	7518	8047	81	86	391
M25	Mainline	SB	M25-Mainline, SB From M25 J10	85040	85746	85040_85746_	7435	7941	80	85	286	7518	8047	81	86	391
M25	Mainline	SB	M25-Mainline, SB From M25 J10	85746	85751	85746_85751_	7435	7941	80	85	286	7518	8047	81	86	391
M25	Mainline	SB	M25-Mainline, SB From M25 J10	85751	84682	85751_84682_	7435	7941	80	85	286	7518	8047	81	86	391
M25	Mainline	SB	M25-Mainline, SB From M25 J10	84682	85032	84682_85032_	7435	7941	80	85	286	7518	8047	81	86	391
M25	Off Slip	SB	M25-Off Slip, SB At M25 J9	85032	84835	85032_84835_	930	993	53	56	0	926	992	52	56	0
M25	Mainline	SB	M25-Mainline, SB Thru M25 J9	85032	85006	85032_85006_	7990	8635	86	93	315	8077	8744	87	94	428
M25	Mainline	SB	M25-Mainline, SB From M25 J9	85006	84841	85006_84841_	7990	8635	86	93	315	8077	8744	87	94	428
M25	On Slip	SB	M25-On Slip, SB At M25 J9	84835	85032	84835_85032_	1543	1619	104	109	28	1538	1615	104	109	37
M25	Mainline	SB	M25-Mainline, SB From M25 J9	84841	85068	84841_85068_	7990	8635	86	93	315	8077	8744	87	94	428
M25	Mainline	SB	M25-Mainline, SB From M25 J9	85068	85100	85068_85100_	7990	8635	86	93	315	8077	8744	87	94	428
M25	Mainline	SB	M25-Mainline, SB From M25 J9	85100	84793	85100_84793_	7990	8635	86	93	315	8077	8744	87	94	428
M25	Off Slip	EB	M25-Off Slip, EB At M25 J8	84793	84814	84793_84814_	1225	1324	60	65	0	1186	1284	58	63	0
M25	Mainline	EB	M25-Mainline, EB Thru M25 J8	84793	85098	84793_85098_	6765	7311	73	78	315	6891	7459	74	80	428
M25	On Slip	EB	M25-On Slip, EB At M25 J8	84811	85098	84811_85098_	1524	1601	43	45	18	1521	1600	43	45	20
M25	Mainline	EB	M25-Mainline, EB From M25 J8	85098	85008	85098_85008_	8289	8912	89	96	333	8411	9059	90	97	447

							Extended Baseline					Gatwick Second Runway				
							PM					PM				
Link	Type	Dir	Description	Anode	Bnode	LinkID	Actual Flow	Demand Flow	Actual V/C	Demand V/C	Airport Demand	Actual Flow	Demand Flow	Actual V/C	Demand V/C	Airport Demand
M25	Mainline	EB	M25-Mainline, EB From M25 J8	85008	85088	85008_85088_	8289	8912	89	96	333	8411	9059	90	97	447
M25	Mainline	EB	M25-Mainline, EB Thru M25 J7	85088	85089	85088_85089_	5925	6370	85	91	0	5868	6320	84	90	0
M25	Mainline	EB	M25-Mainline, EB Thru M25 J7	85089	85094	85089_85094_	5925	6370	85	91	0	5868	6320	84	90	0
M25	Mainline	EB	M25-Mainline, EB From M25 J7	85094	85627	85094_85627_	7685	8199	91	98	364	7768	8291	92	99	503
M25	Mainline	EB	M25-Mainline, EB From M25 J7	85627	84854	85627_84854_	7685	8199	91	98	364	7769	8291	92	99	503
M25	Mainline	EB	M25-Mainline, EB From M25 J7	84854	85103	84854_85103_	7685	8199	82	88	364	7769	8291	83	89	503
M25	Off Slip	EB	M25-Off Slip, EB At M25 J6	85103	84581	85103_84581_	1835	1958	92	98	25	1823	1946	92	98	34
M25	Mainline	EB	M25-Mainline, EB Thru M25 J6	85103	85101	85103_85101_	5850	6241	84	89	339	5946	6345	85	91	469
M25	On Slip	EB	M25-On Slip, EB At M25 J6	84582	85101	84582_85101_	1199	1233	54	55	0	1194	1227	54	55	0
M25	Mainline	EB	M25-Mainline, EB From M25 J6	85101	84855	85101_84855_	7049	7474	84	89	339	7139	7572	85	90	469
M25	Mainline	EB	M25-Mainline, EB From M25 J6	84855	85632	84855_85632_	7049	7474	84	89	339	7139	7572	85	90	469
M25	Mainline	EB	M25-Mainline, EB From M25 J6	85632	84856	85632_84856_	7049	7474	84	89	339	7139	7572	85	90	469
M25	Mainline	EB	M25-Mainline, EB From M25 J6	84856	85753	84856_85753_	7049	7474	84	89	339	7139	7572	85	90	469
M25	Mainline	EB	M25-Mainline, EB From M25 J6	85753	85085	85753_85085_	7049	7474	84	89	339	7139	7572	85	90	469
M25	Mainline	EB	M25-Mainline, EB From M25 J6	85085	87144	85085_87144_	7049	7474	84	89	339	7139	7572	85	90	469
M25	Mainline	EB	M25-Mainline, EB From M25 J6	87144	87093	87144_87093_	7049	7474	84	89	339	7139	7572	85	90	469
M25	Mainline	EB	M25-Mainline, EB From M25 J6	87093	87019	87093_87019_	7049	7474	84	89	339	7139	7572	85	90	469
M25	Off Slip	EB	M25-Off Slip, EB At M25 J5	87019	87105	87019_87105_	4243	4498	95	101	99	4263	4522	96	101	141
M25	Mainline	EB	M25-Mainline, EB Thru M25 J5	87019	87018	87019_87018_	2807	2976	63	67	241	2876	3051	65	68	328
M25	On Slip	NB	M25-On Slip, NB At M25 J5	87107	87018	87107_87018_	2051	2051	46	46	0	2050	2050	46	46	0
M25	Mainline	NB	M25-Mainline, NB From M25 J5	87018	87017	87018_87017_	4858	5027	69	72	241	4926	5101	70	73	328
M25	Mainline	NB	M25-Mainline, NB From M25 J5	87017	87012	87017_87012_	4858	5027	69	72	241	4927	5101	70	73	328
M25	Mainline	NB	M25-Mainline, NB From M25 J5	87012	87007	87012_87007_	4858	5027	69	72	241	4927	5101	70	73	328
M25	Off Slip	NB	M25-Off Slip, NB At M25 J4	87007	87033	87007_87033_	658	681	23	24	14	663	686	24	24	19
M25	Mainline	NB	M25-Mainline, NB Thru M25 J4	87007	87005	87007_87005_	4199	4345	60	62	227	4264	4415	61	63	309
M25	On Slip	NB	M25-On Slip, NB At M25 J4	87034	87005	87034_87005_	1120	1185	32	33	0	1115	1179	32	33	0
M25	Mainline	NB	M25-Mainline, NB From M25 J3	87005	87135	87005_87135_	5319	5530	76	79	227	5379	5594	77	80	309
M25	Mainline	NB	M25-Mainline, NB From M25 J3	87135	87191	87135_87191_	5319	5530	76	79	227	5379	5594	77	80	309
M25	Mainline	NB	M25-Mainline, NB From M25 J3	87191	86117	87191_86117_	5319	5530	76	79	227	5379	5594	77	80	309
M25	Off Slip	NB	M25-Off Slip, NB At M25 J3	86117	86124	86117_86124_	1542	1603	56	58	18	1551	1613	56	58	27
A23	Mainline	NB	A23-Mainline, NB From Longbridge Roundabout	90394	90421	90394_90421_	1591	1716	57	61	49	1640	1712	55	58	76
A23	Mainline	NB	A23-Mainline, NB Approaching Massetts Road Signals	90421	90084	90421_90084_	987	1067	51	56	46	929	965	48	50	71
A23	Mainline	NB	A23-Mainline, NB Approaching Victoria Road Signals	90084	90085	90084_90085_	853	922	86	93	45	714	742	71	74	69
A23	Mainline	NB	A23-Mainline, NB From Victoria Road Signals	90085	90370	90085_90370_	969	1050	26	28	45	824	858	22	23	69
A23	Mainline	NB	A23-Mainline, NB Approaching Balcombe Road Junction	90370	90086	90370_90086_	1478	1583	77	83	45	1353	1382	74	76	69
A23	Mainline	NB	A23-Mainline, NB From Balcombe Road Junction	90086	90056	90086_90056_	993	1070	55	60	24	1072	1108	60	62	44
A23	Mainline	NB	A23-Mainline, NB Bonehurst Road	90056	90055	90056_90055_	993	1070	55	60	24	1072	1108	60	62	44
A23	Mainline	NB	A23-Mainline, NB Approaching Woodhatch Road Junction	90055	90049	90055_90049_	1010	1086	56	61	18	1085	1119	61	63	34
A23	Mainline	NB	A23-Mainline, NB Approaching Mill Street Junction	90049	90023	90049_90023_	982	1050	55	59	15	1035	1068	58	60	29
A23	Mainline	NB	A23-Mainline, NB Thru Redhill	90023	90007	90023_90007_	645	690	35	37	11	684	706	37	38	24
A23	Mainline	NB	A23-Mainline, NB Thru Redhill	90007	90008	90007_90008_	378	404	26	28	7	391	404	27	28	16
A23	Mainline	NB	A23-Mainline, NB Thru Redhill	90008	90141	90008_90141_	148	152	14	14	0	147	150	14	14	0
A23	Mainline	NB	A23-Mainline, NB Thru Redhill	90141	90375	90141_90375_	603	708	35	41	4	645	747	37	43	8
A23	Mainline	NB	A23-Mainline, NB Thru Redhill	90375	90140	90375_90140_	586	658	31	35	3	603	671	32	36	6
A23	Mainline	NB	A23-Mainline, NB A34 London Road S	90140	90305	90140_90305_	598	668	64	71	3	614	680	66	73	6
A23	Mainline	NB	A23-Mainline, NB A34 London Road S, from School Hill Junction	90305	85092	90305_85092_	665	727	39	43	2	623	681	37	40	4
A23	Mainline	NB	A23-Mainline, NB Over the M25	85092	84801	85092_84801_	665	727	38	41	2	624	681	35	38	4
A23	Mainline	NB	A23-Mainline, NB Approaching Shepherd's Hill Junction	84801	84787	84801_84787_	904	965	51	55	0	904	957	51	54	1
A23	Mainline	NB	A23-Mainline, NB From Shepherd's Hill Junction	84787	85195	84787_85195_	365	389	9	10	0	357	377	9	9	0
A23	Mainline	NB	A23-Mainline, NB Towards M23 Junction	85195	84783	85195_84783_	357	380	20	21	0	349	368	20	21	0
A23	Mainline	SB	A23-Mainline, SB From M23 Junction	84783	85195	84783_85195_	216	225	4	5	0	180	189	4	4	0
A23	Mainline	SB	A23-Mainline, SB To Shepherd's Hill Junction	85195	84787	85195_84787_	253	263	14	15	1	207	216	12	12	1
A23	Mainline	SB	A23-Mainline, SB From Shepherd's Hill Junction	84787	84801	84787_84801_	689	704	39	40	1	626	639	35	36	1
A23	Mainline	SB	A23-Mainline, SB Over the M25	84801	85092	84801_85092_	641	654	36	37	1	536	545	30	31	1
A23	Mainline	SB	A23-Mainline, SB	85092	90305	85092_90305_	641	654	36	37	1	536	545	30	31	1

Link	Type	Dir	Description	Anode	Bnode	LinkID	Extended Baseline					Gatwick Second Runway				
							PM					PM				
							Actual Flow	Demand Flow	Actual V/C	Demand V/C	Airport Demand	Actual Flow	Demand Flow	Actual V/C	Demand V/C	Airport Demand
			Approaching School Hill Junction													
A23	Mainline	SB	A23-Mainline, SB From School Hill Junction	90305	90140	90305_90140_	608	620	21	22	1	559	567	20	20	2
A23	Mainline	SB	A23-Mainline, SB Thru Redhill	90140	90375	90140_90375_	379	387	19	20	1	341	347	17	18	2
A23	Mainline	SB	A23-Mainline, SB Thru Redhill	90375	90141	90375_90141_	486	492	50	51	2	474	478	49	50	3
A23	Mainline	SB	A23-Mainline, SB Thru Redhill	90141	90008	90141_90008_	665	737	46	50	2	666	732	46	50	3
A23	Mainline	SB	A23-Mainline, SB Thru Redhill	90008	90007	90008_90007_	710	749	22	24	3	698	733	22	23	4
A23	Mainline	SB	A23-Mainline, SB Approaching Mill Street Junction	90007	90023	90007_90023_	539	569	49	51	3	522	549	47	49	4
A23	Mainline	SB	A23-Mainline, SB Approaching Woodhatch Road Junction	90023	90049	90023_90049_	906	1055	76	88	4	860	987	72	82	5
A23	Mainline	SB	A23-Mainline, SB From Woodhatch Road Junction	90049	90055	90049_90055_	960	1105	54	62	4	926	1051	52	59	6
A23	Mainline	SB	A23-Mainline, SB From Woodhatch Road Junction	90055	90056	90055_90056_	949	1090	53	61	6	916	1037	51	58	8
A23	Mainline	SB	A23-Mainline, SB Approaching Balcombe Road Junction	90056	90086	90056_90086_	949	1090	85	97	6	916	1037	80	91	8
A23	Mainline	SB	A23-Mainline, SB From Balcombe Road Junction	90086	90370	90086_90370_	703	805	25	28	6	685	771	23	26	8
A23	Mainline	SB	A23-Mainline, SB Approaching Victoria Road Signals	90370	90085	90370_90085_	694	790	68	77	6	715	770	70	75	9
A23	Mainline	SB	A23-Mainline, SB Approaching Massetts Road Signals	90085	90084	90085_90084_	579	659	100	113	4	577	621	99	107	7
A23	Mainline	SB	A23-Mainline, SB From Massetts Road Signals	90084	90421	90084_90421_	907	1022	54	61	8	740	795	44	47	11
A23	Mainline	SB	A23-Mainline, SB Approaching Longbridge Roundabout	90421	90394	90421_90394_	1513	1713	33	37	9	1467	1572	32	34	12