



FOR OFFICIAL USE ONLY
CROWN COPYRIGHT RESERVED

CONDITIONS OF RELEASE


- 1 ~~This information is released by the UK Government for Defence purposes only.~~
- 2 ~~This information must be accorded the same degree of security protection as that accorded thereto by the UK Government.~~
- 3 ~~This information may be disclosed only within the Defence Department of the recipient Government, except as otherwise authorized by the Ministry of Defence (Army).~~
- 4 This information may be subject to privately owned rights.

**TRAILER, CARGO, 3/4 TONNE, WIDE
TRACK, 2 WHEELED, FV 2381 MK3**

ILLUSTRATED PARTS CATALOGUE

BY COMMAND OF THE DEFENCE COUNCIL


Ministry of Defence
Issued by
**ARMY TECHNICAL SUPPORT AGENCY
DIRECTORATE OF TECHNICAL SERVICES**



AMENDMENT RECORD

Amdt No.	Incorporated By (Signature)	Date
1		
2		
3		
4		
5		
6		
7		
8		
9		
10		
11		
12		
13		
14		
15		
16		
17		
18		
19		
20		
21		
22		
23		
24		
25		
26		
27		
28		
29		
30		
31		

Amdt No.	Incorporated By (Signature)	Date
32		
33		
34		
35		
36		
37		
38		
39		
40		
41		
42		
43		
44		
45		
46		
47		
48		
49		
50		
51		
52		
53		
54		
55		
56		
57		
58		
59		
60		
61		
62		



CONTENTS

PRELIMINARY MATERIAL

	Page
Front cover (title page)	(i) / (ii)
Conditions of release	(i) / (ii)
Amendment record	(iii) / (iv)
Contents (this list)	(v)
Preface	(vi)
Related and associated publication	(ix)
List of abbreviations and symbols	(xi)
Comments on AESP (Form 10)	(Final leaf)

ILLUSTRATED PARTS LIST INFORMATION

Chapter

1	General Information
2	Parts List – TRAILER, CARGO, ¼ TONNE, WIDE TRACK, 2 WHEELED, FV 2381 MK3
2-0	TRAILER, CARGO, ¼ TONNE, WIDE TRACK, 2 WHEELED, FV2381 MK 3
2-1	TRAILER BODY ASSEMBLY
2-2	TRAILER CHASSIS, ¼ TONNE, FV2380 MK 3
2-2-1	AXLE ASSEMBLY
2-2-2	SUSPENSION ASSEMBLY
2-2-3	DRAWBAR AND OVERRUN BRAKE ASSEMBLY
2-2-4	REAR JACK ASSEMBLY
2-2-5	TRAILER COUPLING ASSEMBLY
2-2-6	HANDBRAKE ASSEMBLY
2-2-7	FRONT PROP ASSEMBLY
2-3	ELECTRICAL SYSTEM
2-3-1	ELECTRICAL, REYNOLDS-BOUGHTON & UNIVERSAL ENGINEERING
2-3-1-1	ELECTRICAL SYSTEM, REYNOLDS-BOUGHTON & UNIVERSAL ENGINEERING
2-3-1-2	WIRING HARNESS, REYNOLDS-BOUGHTON & UNIVERSAL ENGINEERING
2-3-2	ELECTRICAL, VIKING TRAILERS LTD
2-3-2-1	ELECTRICAL SYSTEM, VIKING TRAILERS LTD
2-3-2-2	WIRING HARNESS, VIKING TRAILERS LTD
3	Indexes
3-1	Index of NATO Stock Numbers to Chapter, Figure and Item Numbers
3-2	Index of Manufacturers' Part/Drawing Numbers to Chapter, Figure and Item Numbers
3-3	Not Issued
3-4	Index of NATO Supply Code for Manufacturers to Manufacturers' Name

PREFACE

Sponsor: ES 52c
Publication Agency: Army Technical Support Agency

Introduction

1 Service users should forward any comments on this publication through the channels prescribed in AESP 0100-P-011-013. An AESP Form 10 is provided at the end of this publication; it should be photocopied and used for forwarding comments on this AESP.

2 AESPs are issued under Defence Council authority and where AESPs specify action to be taken, the AESP will of itself be sufficient authority for such action and also for the demanding of the necessary stores, subject to the provisions of Para 3 below.

3 The subject matter of this publication may be affected by Defence Council Instructions (DCIs), Standard Operating Procedures (SOPs) or by local regulations. When any such Instruction, Order or regulation contradicts any portion of this publication it is to be taken as the overriding authority.

4 This Illustrated Parts Catalogue (IPC) is designed as an aid to the identification of components, parts or assemblies of parts of the equipment and to provide information necessary for demanding spares.

5 This IPC may list some or all of the parts comprising the equipment concerned, but only those parts assigned a NATO Stock Number, Service Catalogue or Reference Number will normally be available as spares. Should there be a requirement for an item not assigned a number, demands may be submitted quoting the AESP, Item Number, Figure Reference and Item Name. Where a manufacturer's reference is known, this should also be quoted.

Quantity

6 The figure in the 'Number Off' column specifies the quantity for the unit (or assembly, sub-assembly etc); it does not indicate the quantity to be demanded.

Demands

7 When demanding Spare Parts the following particulars must be quoted:

- 7.1 Management Code (Man Code).
- 7.2 NATO Stock Number.
- 7.3 Item Name.
- 7.4 Name of equipment for which the part is required.
- 7.5 Manufacturer's reference, if known.

NOTE

Alternatives quoted apply only to the equipment covered by this IPC.

Modification state

8 When appropriate, a list at the front of each chapter or sub-chapter will indicate the modification numbers which have been incorporated in the IPC by amendment action, subsequent to initial issue.

Annotations

- 9 The following notations are used in this publication:
- 9.1 AR When appearing in the 'Number off' column indicates that the quantity is 'as required'.
 - 9.2 NI (Not Illustrated) when appearing with a number in the 'Fig Item' column indicates that the item is not illustrated.
 - 9.3 NP (Non Provisioned) when appearing in the 'NATO Stock Number' column indicates that the item may be illustrated, but not available from stock as a replacement item.
 - 9.4 Ref In the 'Number off' column indicates that the item is listed for reference purposes only.

Abbreviations

- 10 Abbreviations and symbols used in this IPC have been approved and are listed separately.

Amendments

- 11 Amendments to the catalogue will be published as and when necessary. They will be numbered consecutively and the Amendment Record Sheet is to be completed for each Amendment List embodied.
- 12 New or amended material will be highlighted by side lining to show the extent of the amendment.

Indentations

- 13 Items are listed in a logical assembly/disassembly order and are indented by the 'Dot System' in which each 'dot' depicts the relationship of the item to the main assembly.

MAIN ASSEMBLY.

Attaching parts for main assembly.

FIRST LEVEL OF BREAKDOWN (Sub-assembly or part of main assembly).

Attaching parts for first level.

SECOND LEVEL OF BREAKDOWN (Sub-sub-assembly or detail part of Sub-assembly).

Attaching parts for second level.

THIRD LEVEL OF BREAKDOWN (Sub-sub-sub-assembly or detail part of Sub-sub-assembly).

Attaching parts for third level.

NOTES

- (1) Attaching parts for the Main Assembly are listed at the end of the text of the Main Assembly.
- (2) Catalogue numbers quoted in this catalogue will supersede any number that may have been allotted previously.

Description

14 The Item Description and Annotations block is also used to convey additional information to the IPC user, such as:

- 14.1 Related location detail, ie another AESP or Chapter/Item within this AESP.
- 14.2 Circuit reference numbers relating to the illustration.

Source, Maintenance, Recoverability (SMR)

15 The 'SMR' codes indicates the manner of acquiring items for maintenance, repair or overhaul of end items, maintenance levels authorised to perform required maintenance functions and disposition action to be taken on unserviceable items. The following SMR codes with their detail could be used (Table 1):

TABLE 1 SOURCE, MAINTENANCE-RECOVERABILITY CODES

SOURCE		MAINTENANCE				RECOVERABILITY	RESERVED FOR USER	
		USE		REPAIR				
1st Position	2nd Position	3rd Position		4th Position		5th Position	6th Position	
P	Procurable	A	Stocked	O	Z	No repair	Z	Nonrepairable Condemn at 3rd Position Level
		B	Insurance					
		C	Deteriorative					
		E	Support Equipment Stocked		B	No repair Recondition	O	Repairable Condemn at Organizational (or Field or Depot)
		F	Support Equipment Nonstocked					
		G	Life of System Support					
K	Component of a Repair Kit	F	Intermediate kit	F	F	Repair at Intermediate	F	Repairable Condemn at Intermediate (or Depot)
		D	Depot kit					
		B	In both kits					
M	Manufacture	O	Organizational	D	D	Limited Repair at O or F Level Overhaul at Depot	D	Repairable Condemn at Depot Only
		F	Intermediate					
		D	Depot					
A	Assemble	O	Organizational	D	D	Overhaul at Depot	D	Repairable Condemn at Depot Only
		F	Intermediate					
		D	Depot					
X	Nonprocured	A	Requisition NHA	D	L	Repair at Depot	A	Special Handling
		B	Reclamation or Requisition by Part Number					
		C	Mfg Drawings					

Interchangeability (ICY)

16 The ICY indicates the interchangeability of two or more items at the same location either for the same configuration or, when a Part Number change is involved, across two different Configuration Standards. The column contains two characters: the first character is used to indicate the item's ICY with the succeeding item listed, eg -9, 9- and 99. The following ICY codes with their detail could be used (Table 2):

TABLE 2 ICY CODES

CODE	DETAIL
0	Item not interchangeable.
1	Obsolescent item - Fully interchangeable.
2	Replacement item - Fully interchangeable.
3	Pre-modified item not to be used to replace another item at a different Configuration Standard
4	Fully interchangeable with but not identical to other ICY '4' items. It is only used when items are presented at the same Configuration Standard.
5	Item interchangeable with the ICY '3' item above.
6	Qualified interchangeability, see related location detail in Item Description column.
9	Fully interchangeable item with same NSN but different part number.

Usable on Code Equipment (UCE)

17 The UCE identifies Equipment Variants and Configurations (V/C) and provides the means of relating the applicability of breakdown parts to their respective equipments. It is represented by an alpha character 'A' to 'H' with remaining characters space filled. It is not shown if there is only one build standard. Breakdown parts are represented by the alpha code of their appropriate equipment V/C and the remaining spaces in the column are filled with hyphens '-'. .

Usable on Code Assembly (UCA)

18 The UCA identifies Assembly Variants and Configurations (V/C) and provides the means of relating the applicability of breakdown parts to their respective assemblies. It is represented by an alpha character 'A' to 'F' with remaining characters space filled and where printed will be prefixed by a double asterisk (**). Breakdown parts are represented by the alpha code of their appropriate assembly V/C and the remaining spaces in the column are filled with hyphens '-'. .

RELATED AND ASSOCIATED PUBLICATIONS

Related publications

19 The octad for the subject equipment consists of the publications shown in Table 3. All references are prefixed with the first eight digits of this publication. The availability of the publications can be checked by reference to the relevant Group Index (see AESP 0100-A-001-013).

Associated publications

20	<u>Reference</u>	<u>Title</u>
	Nil	

TABLE 3 CATEGORIES AND INFORMATION LEVELS

Category/Sub-category		Information Level				
		1 User/operator	2 Unit Maintenance	3 Field Maintenance	4 Base Maintenance	
1	0	Purpose and Planning Information	*	*	*	*
	1	Equipment Support Policy Directives	*	*	*	*
	2	Purpose and Planning Information, Medical and Dental	*	*	*	*
2	0	Operating Information	201	*	*	*
	1	Aide Memoire	*	*	*	*
	2	Training Aids	*	*	*	*
3		Technical Description	*	312	312	*
4	1	Installation Instructions	*	*	*	*
	2	Preparation for Special Environments	*	*	*	*
5	1	Failure Diagnosis	*	512	*	*
	2	Repair Instructions	*	532	532	*
	3	Inspection Standards	*	532	532	*
	4	Calibration Procedures	*	*	*	*
6		Maintenance Schedules	601	*	*	*
7	1	Illustrated Parts Catalogues	711	711	711	711
	2	Commercial Parts Lists	*	*	*	*
	3	Complete Equipment Schedule, Production Edition	*	*	*	*
	4	Complete Equipment Schedule, Service Edition (Simple Equipment)	*	*	*	*
	5	Complete Equipment Schedule, Service Edition (Complex Equipment)	*	*	*	*
8	1	Modification Instructions	*	*	*	*
	2	General Instructions, Special Technical Instructions and Servicing Instructions	*	*	*	*
	3	Service Engineered Modification Instructions (RAF only)	*	*	*	*

* Category/Sub-category not published

LIST OF ABBREVIATIONS AND SYMBOLS

ABBREVIATIONS


21 The following abbreviations are listed and included at the discretion of the publication authority.

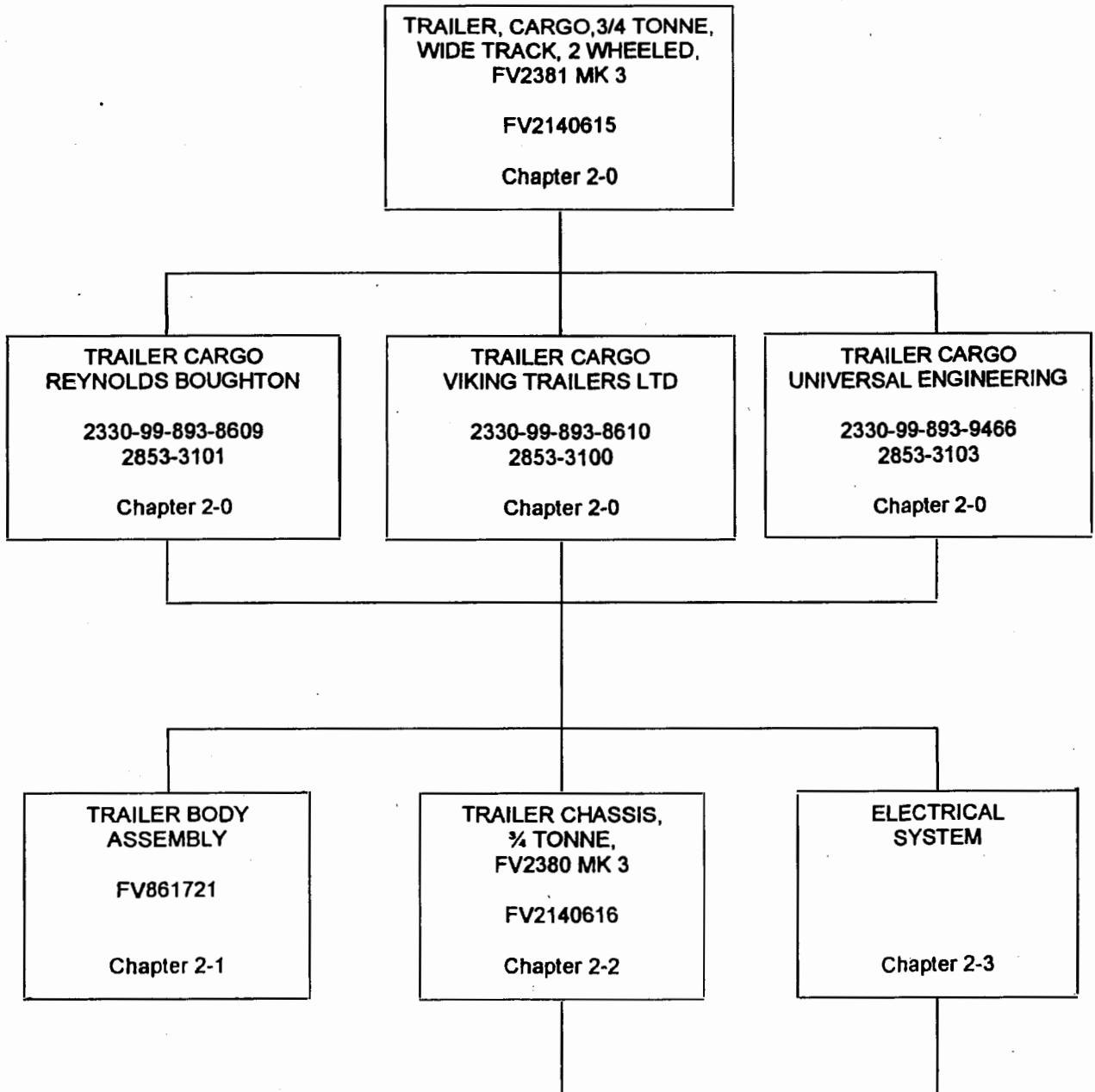
A	Ampere	H	Height (High)
AC	Alternating Current	HD	Head
A/F	Across Flats	HEX	Hexagon
AH	Ampere Hour	HT	High Tension
ANC	American National Coarse Thread	ID	Internal Diameter
ANF	American National Fine Thread	IN.	Inch(es)
ANP	American National Pipe Thread	INT	Internal
ANPT	American National Pipe Taper Thread	IPC	Illustrated Parts Catalogue
AR	As Required		
ASSY	Assembly	KPH	Kilometres Per Hour
BA	British Association Screw Thread	LG	Length (Long)
BC	Bayonet Cap	LH	Left Hand
BSP	British Standard Fine Thread	LHD	Left Hand Drive
BSP	British Standard Pipe Thread	LM	Local Manufacture
BSPP	British Standard Pipe Parallel Thread		
BSPT	British Standard Pipe Taper Thread	M	Metre
BSW	British Standard Whitworth	MAX	Maximum
		MCC	Miniature Centre Contact
C	Celsius (centigrade)	MES	Miniature Edison Screw
CC	Cubic Centimetre(s)	MIN	Minimum/Minute
C TO C	Centre to Centre	MK	Mark
CH	Chassis/Cheese	MM	Millimeter
CI	Cast Iron	MPH	Miles Per Hour
CIRC	Circumference	MTD	Mounted
CONT	Continued	MTG	Mounting
CRES	Corrosion Resistant Steel	MTL	Material
C/S	Cycles Per Second		
CSK	Countersunk	NEG	Negative
CTS	Contracts	NI	Not Illustrated
CU	Copper	NO.	Number(s)
CU IN.	Cubic Inch(s)	NP	Non-Provisioned
C/W	Complete With		
		O/A	Overall
DC	Direct Current	OD	Outside diameter
DEG	Degree(s)		
DIA	Diameter	PI	Plated
DIM	Dimension(s)	POS	Positive
DPDT	Double Pole, Double Throw	PSI	Pounds Per Square Inch
DPST	Double Pole, Single Throw	PTFE	Polytetrafluoroethylene
		PVC	Polyvinyl Chloride
ENG	Engine		
EXT	External	QTY	Quantity
F	Fahrenheit	RAF	Royal Air Force
FT	Foot (feet)	REF	Reference
		REV/MIN	Revolution Per Minute
GAL	Gallon	RD HD	Round Head
GALV	Galvanised	RH	Right Hand
GM	Gramme		

RHD	Right Hand Drive
SBC	Single Bayonet Cap
SCC	Single Centre Contact
SECT	Section
SI	Systeme International (thread)
SPDT	Single Pole, Double Throw
SPST	Single Pole, Single Throw
SQ	Square
STD	Standard
SWL	Safe Working Load
SYN	Synthetic
TEMP	Temperature
THD	Thread(ed)
THK	Thick(ness)
TPI	Threads Per Inch
UNC	Unified Coarse Thread
UNF	Unified Fine Thread
UNS	Unified Special Thread
U/O	Used On
U/W	Used With
V	Volt(s)
VEH	Vehicle(s)
W	Watt/Width
W/	With
W/O	Without
WHIT	Whitworth
ZN	Zinc

CHAPTER 1

INDEX OF ASSEMBLIES AND SUB ASSEMBLIES

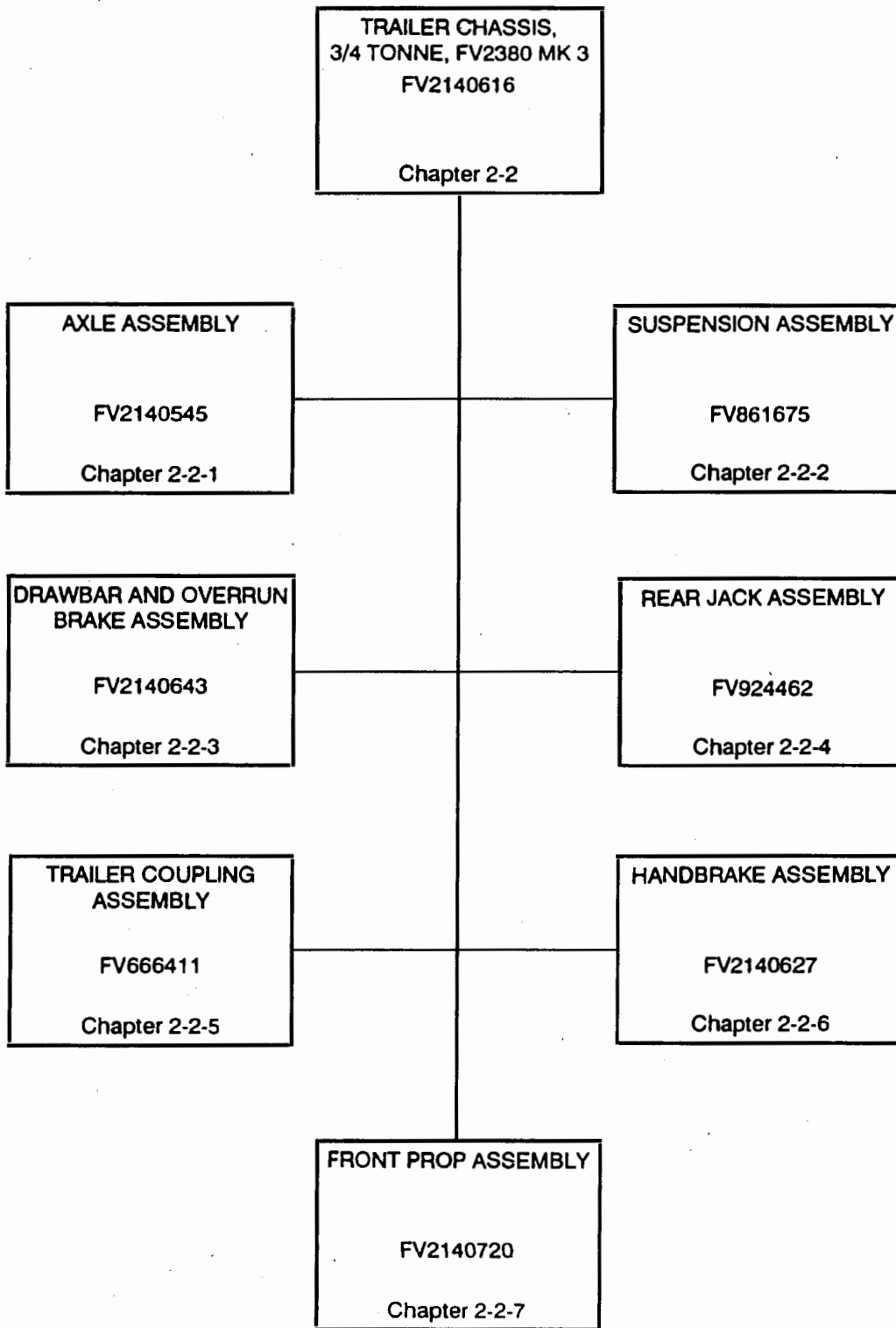




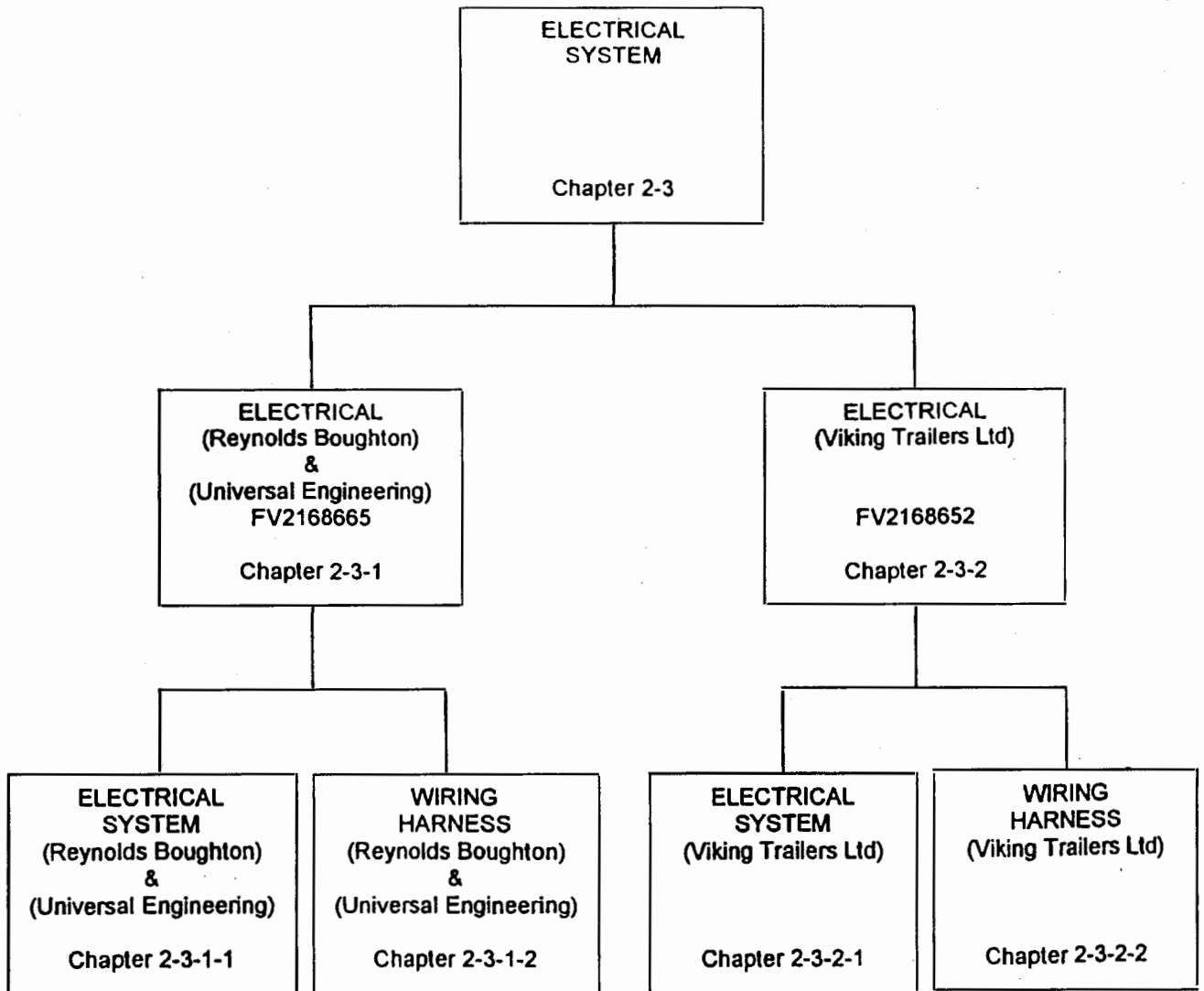
CONTINUED ON PAGE 4

CONTINUED ON PAGE 5


SYSTEM FAMILY TREE



SYSTEM FAMILY TREE



SYSTEM FAMILY TREE



CHAPTER 2-0

PARTS LIST

**TRAILER, CARGO, 3/4 TONNE, WIDE TRACK, 2
WHEELED, FV2381 MK 3**

CONTENTS

	Page
Record of modifications	3
Chapter	
2-1 TRAILER BODY ASSEMBLY	
2-2 TRAILER CHASSIS, 3/4 TONNE, FV2380 MK 3	
2-3 ELECTRICAL SYSTEM	

**RECORD OF MODIFICATIONS
 INCORPORATED IN THE COMPLETE EQUIPMENT**

Mod. Number	Amdt No.	Sub-Chapter(s) affected

Mod. Number	Amdt No.	Sub-Chapter(s) affected

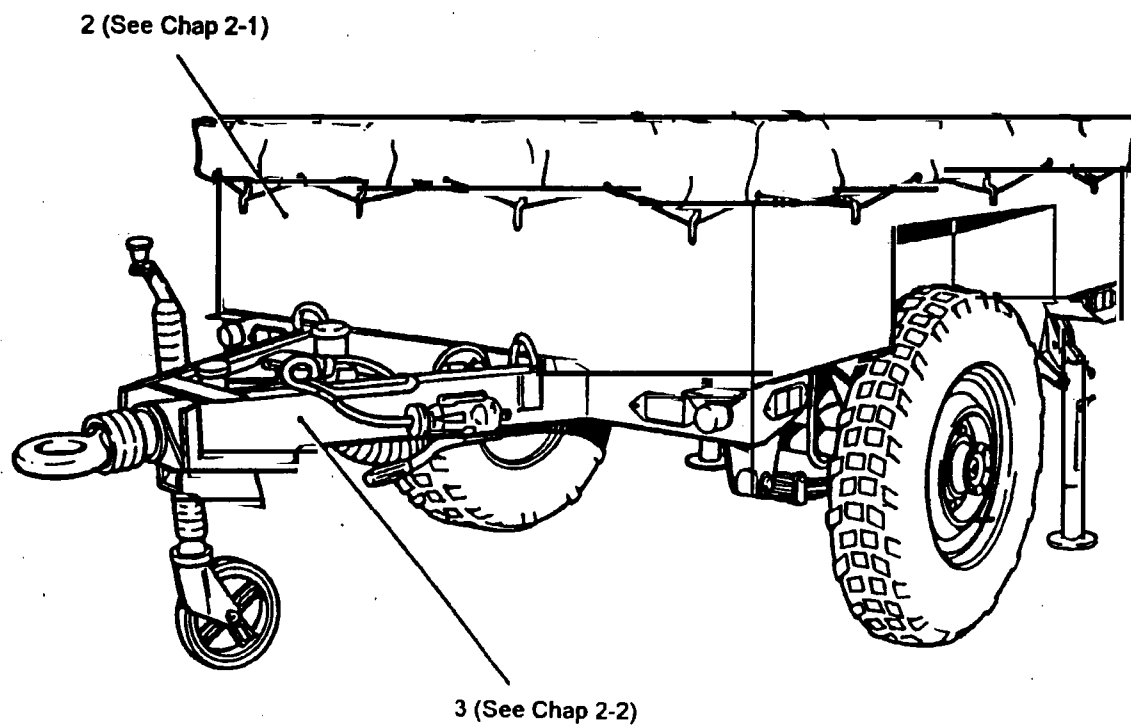



Fig 1 Trailer, Cargo, ¼ Tonne, Wide Track, 2 Wheeled, FV2381 Mk3

PARTS LIST

Fig. No Item No	Army DMC NSCM	NSN Part Number	Item Description and Annotations	No Off DofQ	ICY/ SMR	UCE/ UCA
1 NI 1	U1269	2330-99-893-8609 2853-3101	. TRAILER, CARGO, 3/4 TONNE; WIDE TRACK; 2 WHEELED; FV2381 MK3; REYNOLDS BOUGHTON	REF EA		A
NI 1	U1269	2330-99-893-8610 2853-3100	. TRAILER, CARGO, 3/4 TONNE; WIDE TRACK; 2 WHEELED; FV2381 MK3; VIKING TRAILERS LTD	REF EA		B
NI 1	U1269	2330-99-893-9466 2853-3103	. TRAILER, CARGO, 3/4 TONNE; WIDE TRACK; 2 WHEELED; FV2381 MK3; UNIVERSAL ENGINEERING	REF EA		C
2	7TR U0795	2510-99-978-0828 FV 861721	. TRAILER BODY ASSEMBLY (SEE CHAPTER 2-1)	REF EA		
3	U0795	NP FV 2140616	. TRAILER CHASSIS, 3/4 TONNE; FV2380 MK3 (SEE CHAPTER 2-2)	REF EA		
NI 4		NP	. ELECTRICAL SYSTEM (SEE CHAPTER 2-3)	REF EA		



CHAPTER 2-1
PARTS LIST
TRAILER BODY ASSEMBLY

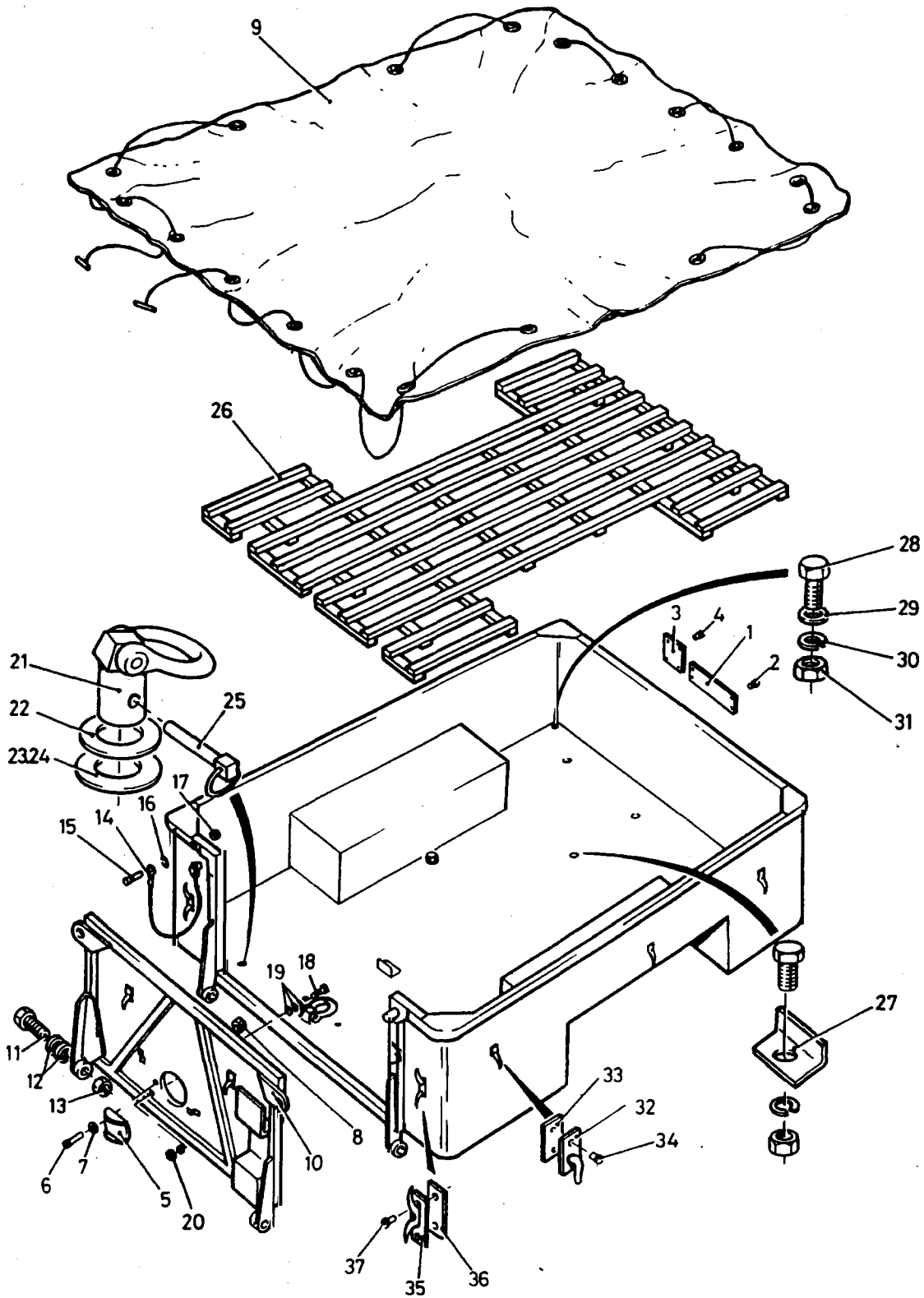


Fig 1 Trailer Body Assembly

PARTS LIST

Fig. No Item No	DMC NSCM	Army NSN Part Number	Item Description and Annotations	NoOff DofQ	ICY/ SMR	UCE/ UCA
1						
0	7TR U0795	NP FV 861721	TRAILER BODY ASSEMBLY	REF EA		
1	6MT13 U0795	9905-99-808-8192 FV 130671	. PLATE,IDENTIFICATION	1 EA		
2	G1 U0795	5320-99-120-0181 FV 7706491ITEM10	. RIVET;1/8IN.DIA;1/4IN.LG	4 EA		
3	46MT1 U0795	9905-99-901-3287 FV 133030	. PLATE,MODIFICATION RECORD	1 EA		
4	G1 K7766	5320-99-122-1196 SP76	. RIVET;STEEL;1/16IN.X1/4IN.LG	4 EA		
5	9BTR U0795	2510-99-793-9145 FV 746831	. PLATE,CLOSURE	1 EA		
6	G1 K4284	5305-99-941-0512 53K2016	. SCREW,MACHINE;STEEL;HEX HD;ZN COATED;1/4IN.UNFX5/ 8IN.LG	1 EA		
7	G1 K4244	5310-99-134-6098 11-454-11-13-1744	. WASHER,FLAT;STEEL;ZN COATED;1/4IN.UNF	4 EA		
8	G1 K2158	5310-99-710-6980 5404	. NUT,SELF-LOCKING,DOUBLE HEXAGON;UNF; STEEL;CADMIUM PLATED;ALL METAL DESIGN;1/ 4IN.-28 UNF;7/16IN.WD A/F;5/ 16IN. O/A H;2B THD.	1 EA		
9	9BTR U0795	2590-99-830-6792 FV 861727	. COVER,CANVAS,TRAILER	1 EA		
10	9BTR U0795	2510-99-830-6791 FV 861726	. TAILGATE ASSEMBLY	1 EA		
11	G1 K4284	5306-99-941-0316 HBZ0618	. BOLT,MACHINE;0.375- 24UNF;ST;HEX HD;ZN PLATED;2.250IN.LG	2 EA		
12	G1 U0789	5310-99-941-7948 100603C	. WASHER,FLAT;STEEL;3/8IN.	4 EA		
13	G1 K0800	5310-99-943-4299 PPD126-11-6	. NUT,SELF- LOCKING,HEXAGON;UNF;STEEL; NY LON INSERT;3/8IN.	2 EA		
14	9BTR U0795	2540-99-831-9830 FV 861978	. PIN AND RING ASSEMBLY	2 EA		
15	G1 K8525	5305-99-941-6190 2-00-00049	. SCREW,MACHINE;UNF;STEEL;HEX HD;ZN PLATED;NO.10X1/2IN.LG	2 EA		

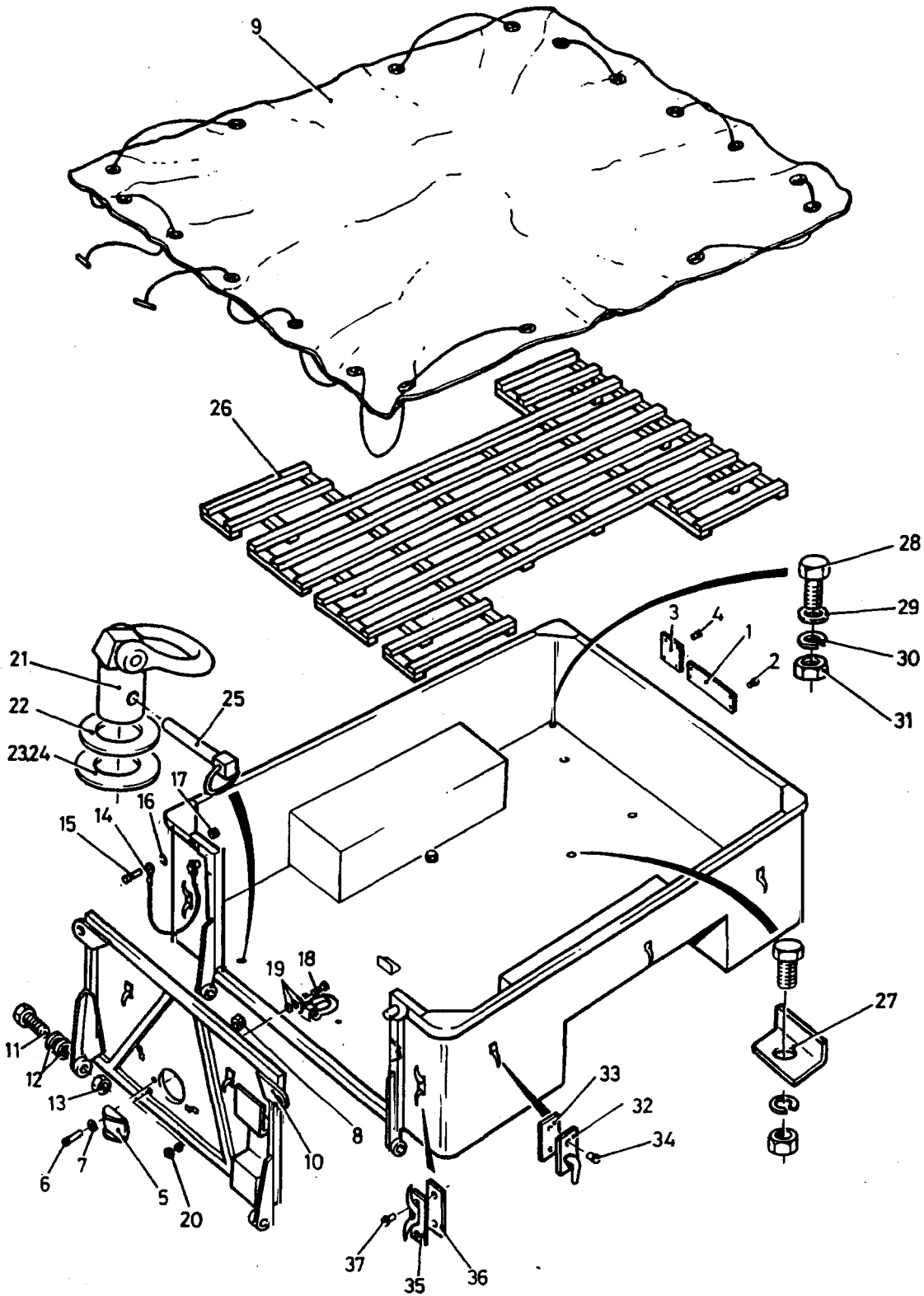


Fig 1 Trailer Body Assembly

PARTS LIST

Fig. No Item No	Army DMC NSCM	NSN Part Number	Item Description and Annotations	No Off DofQ	ICY/ SMR	UCE/ UCA
1			TRAILER BODY ASSEMBLY - Contd.			
16	G1 U0795	5310-99-941-6653 FV 3202752 ITEM49	. WASHER, LOCK; ST; SPLIT HELICAL RING; 0.198IN. HOLE DIA; 0.330IN. OD; 0.064IN. THK	2 EA		
17	G1 U0795	5310-99-941-2419 FV 2003800 ITEM47	. NUT, PLAIN, HEXAGON; UNF; STEEL; ZINC COATED; NO. 10- 32; 0.375IN. W A/F; 0.130IN. H	2 EA		
18	G1 U0795	5305-99-941-0279 FV 964651 ITEM32	. SCREW, MACHINE; UNF; STEEL; HEX HD; ZN COATED; 1/4IN. X 7/8 IN. LG	1 EA		
19	G1 K4244	5310-99-134-6098 11-454-11-13-1744	. WASHER, FLAT; STEEL; ZN COATED; 1/4IN. UNF	1 EA		
20	G1 K2158	5310-99-710-6980 5404	. NUT, SELF-LOCKING, DOUBLE HEXAGON; UNF; STEEL; CADMIUM PLATED; ALL METAL DESIGN; 1/4IN. -28 UNF; 7/16IN. WD A/F; 5/ 16IN. O/A H; 2B THD.	1 EA		
21	6MT13 U0795	2540-99-812-9342 FV 702033	. SHACKLE ASSEMBLY; COMPRISING; PIVOT BLOCK; SHACKLE AND PIN; PAINT FINISH; 2-1/4IN. APPROX W.	6 EA		
22	G1 K0605	5310-99-432-2284 2740-16	. WASHER, FLAT; STEEL; CD PLATED; HEAVY GAUGE; 1IN.	6 EA		
23	G1 K4922	5310-99-941-6747 86-047-021	. WASHER, FLAT; STEEL; RD SHAPE; CADMIUM PLATED; RD HOLE; 1-1/32IN. ID; 1-7/8IN. OD; 5/32IN. MATL THK.	4 EA		
24	U0795	NP FV 924414	. WASHER, FLAT	2 EA		
25	G1 K3297	5315-99-203-8739 375-1500MBK	. PIN, SPRING; STEEL; 3/8IN. X 1-1/2IN. LG	6 EA		
26	9BTR U0795	2590-99-830-6793 FV 861740	. DUCK BOARD	1 EA		
27	7TR U0795	5340-99-840-1807 FV 861739	. BRACKET, ANGLE; STEEL; BS1449 PART 1; CR4.	2 EA		
28	G1 K4284	5305-99-941-0526 HZS0507	. SCREW, MACHINE; UNF; STEEL; HEXA GON; ZINC COATED; 5/16-24; 7/8IN. LG; CLASS 2A; 112000 POUNDS MTS; NOT RATED FOR STRENGTH GRADE.	8 EA		
29	G1 K4629	5310-99-941-8386 BW10279	. WASHER, FLAT; STEEL; RD; ZINC PLATED W/CHROMATE; RD HOLE; 5/16IN. NOM BOLT SIZE; 5/8IN. OD; 0.072IN. (15 SWG) THK.	6 EA		

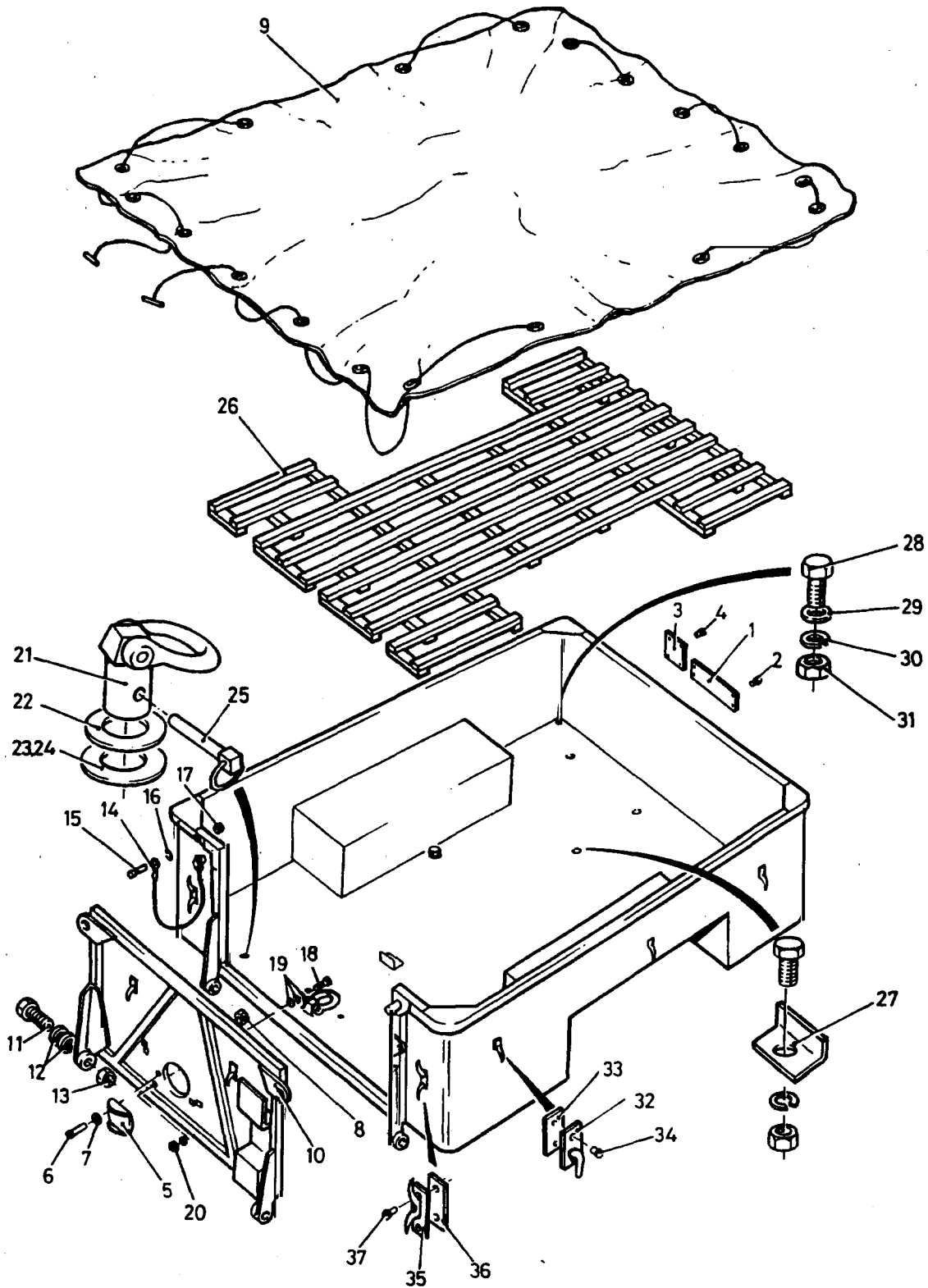



Fig 1 Trailer Body Assembly

PARTS LIST

Fig. No Item No	Army		Item Description and Annotations	N Off DofQ	ICY/ SMR	UCE/ UCA
	DMC NSCM	NSN Part Number				
1			TRAILER BODY ASSEMBLY - Contd.			
30	G1 U0795	5310-99-941-6655 FV 2164615/28	WASHER, LOCK; STEEL; SPLIT HELICAL RING; 1 1/32 IN. ID; 1/2 IN. OD; 5/64 IN. THK.	8 EA		
31	G1 U0795	5310-99-941-0925 FV 2164615/25	NUT, PLAIN, HEXAGON; UNF; STEEL; CHAMFERED; ZINC PLATED; 5/16- 24; 1/2 IN. W A/F; 17/64 IN. H; CLASS 2B; NOT RATED; RIGHT- HAND.	8 EA		
32	6MT13 K1039	5340-99-821-1372 M226	CLEAT, ROPE; STEEL; SINGLE HORN; 3-5/8 IN. LG; 7/8 IN. H; 2 MTG HOLES	10 EA		
33		NP U0795 FV 11719	STIFFENER	10 EA		
34	G1 K2388	5320-99-120-3878 16835-875-01-02-01-10 3	RIVET, SOLID; STEEL; BUTTON HD; 1/4 IN. DIA; 5/8 IN. FASTENER LG.	20 EA		
35	6MT13 K1039	5340-99-804-7030 M19	CLEAT, ROPE; STEEL; DOUBLE HORN; 4 IN. LG; 1-1/4 IN. H; 2 MTG HOLES 17/64 IN. DIA.	4 EA		
36		NP U0795 FV 746897	STIFFENER	4 EA		
37	G1 K2388	5320-99-120-3878 16835-875-01-02-01-10 3	RIVET, SOLID; STEEL; BUTTON HD; 1/4 IN. DIA; 5/8 IN. FASTENER LG.	8 EA		



CHAPTER 2-2

PARTS LIST

TRAILER CHASSIS, 3/4 TONNE, FV2380 MK 3

CONTENTS

Chapter

2-2	TRAILER CHASSIS, 3/4 TONNE, FV2380 MK 3
2-2-1	AXLE ASSEMBLY
2-2-2	SUSPENSION ASSEMBLY
2-2-3	DRAWBAR AND OVERRUN BRAKE ASSEMBLY
2-2-4	REAR JACK ASSEMBLY
2-2-5	TRAILER COUPLING ASSEMBLY
2-2-6	HANDBRAKE ASSEMBLY
2-2-7	FRONT PROP ASSEMBLY

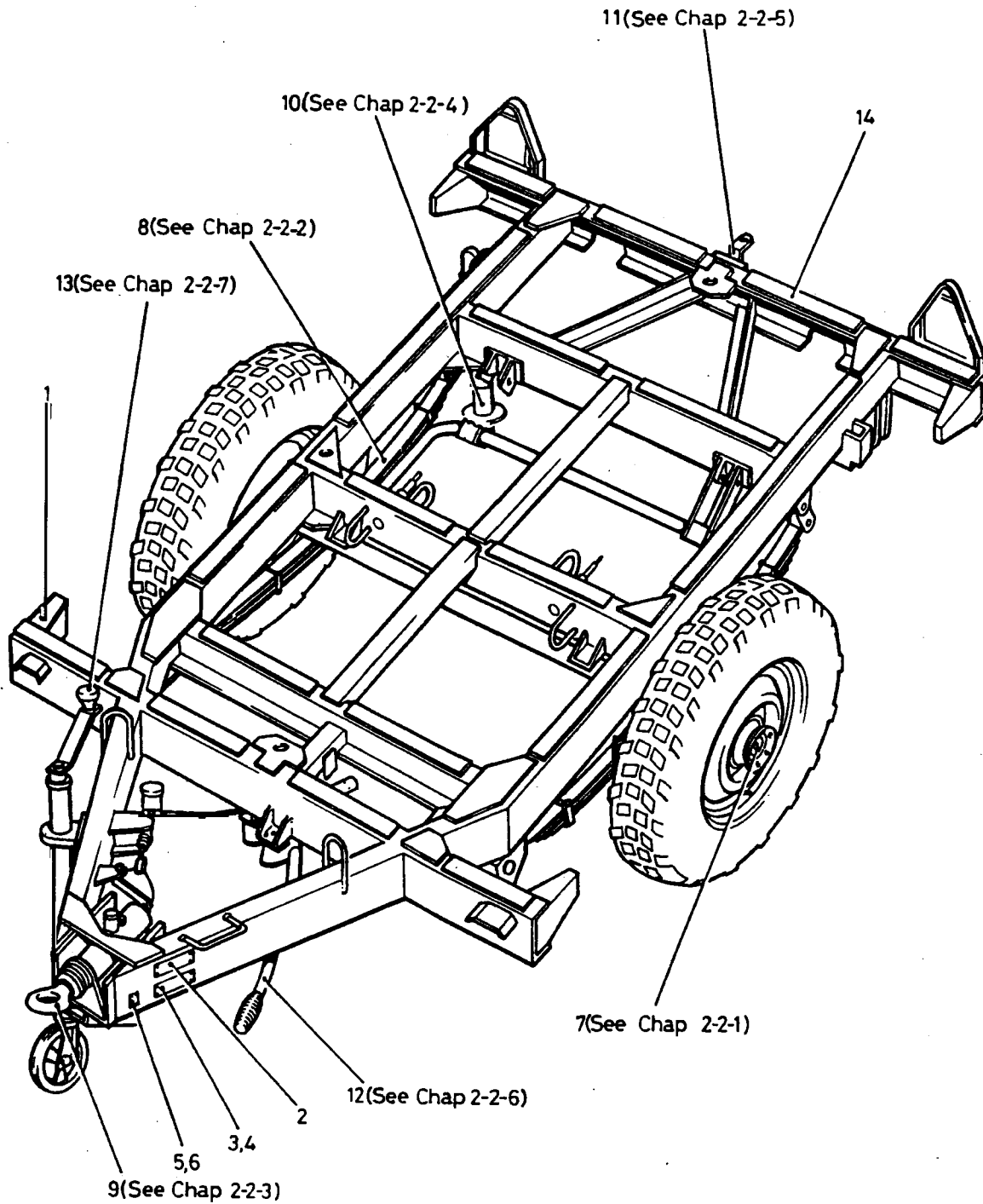



Fig 1 Trailer Chassis, ¼ Tonne; FV2380 Mk3

PARTS LIST

Fig. No Item No	DMC NSCM	Army NSN Part Number	Item Description and Annotations	NoOff DofQ	ICY/ SMR	UCE/ UCA
1						
0	U0795	NP FV 2140616	TRAILER CHASSIS,3/4 TONNE;FV2380 MK3	REF EA		
1	U0795	NP FV 2140617	. CHASSIS FRAME ASSEMBLY	1 EA		
2	6MT1 U0795	9905-99-824-1770 FV 773705	. PLATE,IDENTIFICATION;ALUMINI UM ALLOY; 170MM. O/A LG;65MM. W;4 IN NO.SECURING HOLES;SIZE OF LETTERING 5MM. (MIN).	1 EA		
3	6MT13 U0795	9905-99-808-8192 FV 130671	. PLATE,IDENTIFICATION	1 EA		
4	U0795	NP BS4174 - No.4 X3/8 IN .LG	. SCREW,DRIVE;TYPE U;RD HD;NO.4X3/8IN. LG (ITEM 4 FOR USE WITH ITEMS 2 AND 3)	8 EA		
5	46MT1 U0795	9905-99-901-3287 FV 133030	. PLATE,MODIFICATION RECORD	1 EA		
6	U0795	NP BS4174 - No.00 X3/8 I N.LG	. SCREW,DRIVE;TYPE U;RD HD;NO.00X3/8IN. LG	4 EA		
7	U0795	NP FV 2140545	. AXLE ASSEMBLY (SEE CHAPTER 2-2-1)	REF EA		
8	U0795	NP FV 861675	. SUSPENSION ASSEMBLY (SEE CHAPTER 2-2-2)	REF EA		
9	U0795	NP FV 2140643	. DRAWBAR AND OVERRUN BRAKE ASSEMBLY (SEE CHAPTER 2-2-3)	REF EA		
10	7TR U0795	NP FV 924462	. REAR JACK ASSEMBLY (SEE CHAPTER 2-2-4)	REF EA		
11	6MT13 U0795	NP FV 666411	. PINTLE ASSEMBLY,TOWING (SEE CHAPTER 2-2-5)	REF EA		
12	U0795	NP FV 2140627	. HANDBRAKE ASSEMBLY (SEE CHAPTER 2-2-6)	REF EA		
13	K0798	NP FV 2140720	. FRONT PROP ASSEMBLY (SEE CHAPTER 2-2-7)	REF EA		
14	U0795	NP FV 861722	. CHASSIS/BODY INTERFACE ASSEMBLY	1 EA		



CHAPTER 2-2-1
PARTS LIST
AXLE ASSEMBLY

2330-C-500-711

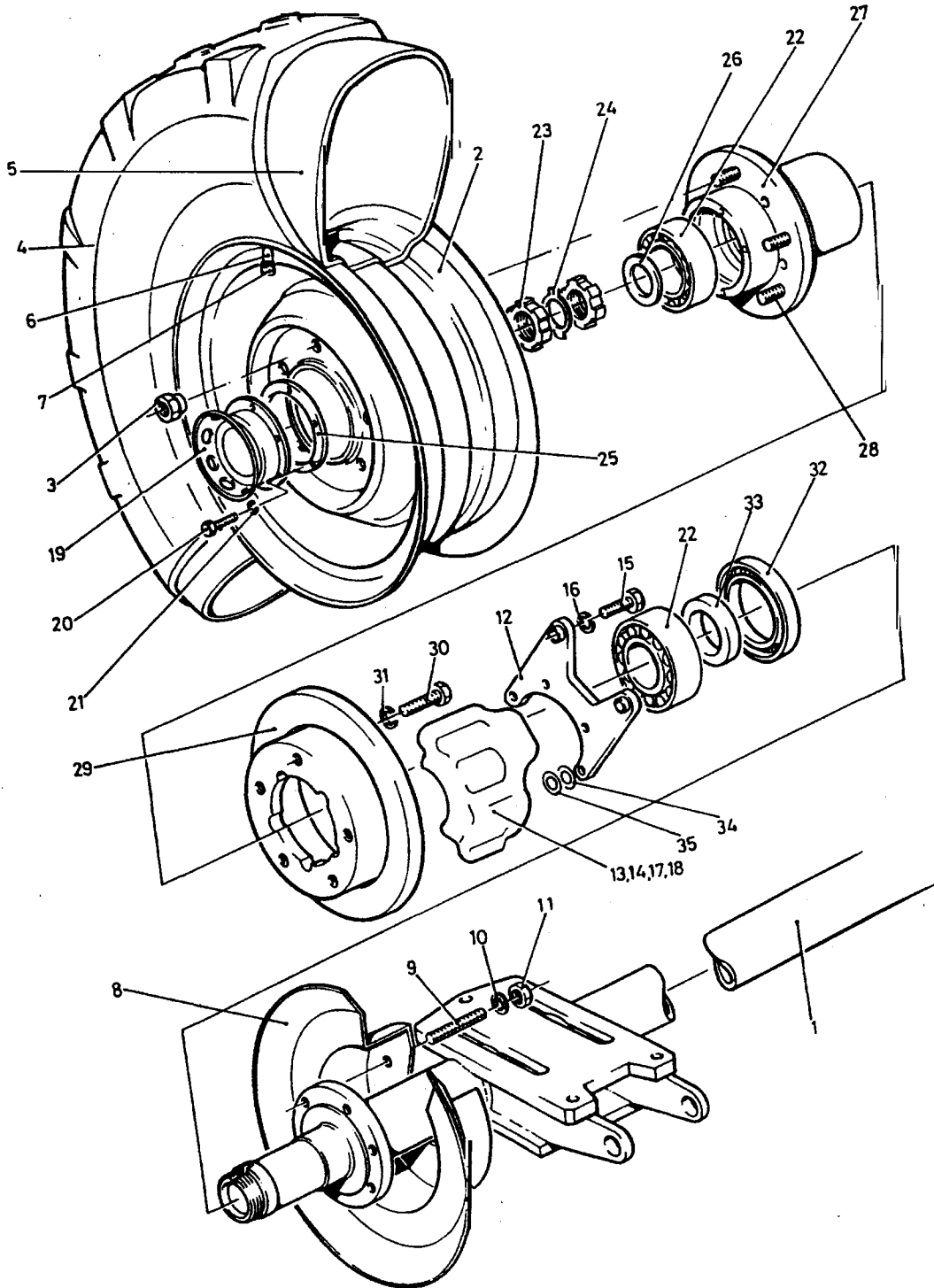


Fig 1 Axle Assembly

Dec 97

PARTS LIST

Fig. No Item No	Army DMC NSCM	NSN Part Number	Item Description and Annotations	NoOff DofQ	ICY/ SMR	UCE/ UCA
1 0	U0795	NP FV 2140545	AXLE ASSEMBLY	REF EA		
1	7TR U0795	2530-99-739-5426 FV 2140541	AXLE,VEHICULAR,NONDRIVING	1 EA		
2	6MT14 U0795	2530-99-806-1967 FV 2000727	WHEEL,PNEUMATIC TIRE	2 EA		
3	7RU U0795	5310-99-819-1858 FV 850762	NUT,CONE SEAT,HEXAGON;METRIC;STEEL; CD PLATED;16X1.5MM PITCH	10 EA		
4	6MT14 K2956	2610-99-405-6007 7.50 R 16C 4X40/R XZ L TL 116N	TIRE,PNEUMATIC;MILITARY TREAD DESIGN; 7.50XR16 SIZE;TUBELESS;LOAD INDEX 116; SPEED SYMBOL N;RATED SPEED 87 MPH/140KMH.	2 EA		
5	6MT14 K0327	2610-99-809-3633 7-50-8-25-16TR15	INNER TUBE PNEU TYRE CAR TYPE 7.50-16/205-16 SYN RUBBER TR 15 VALVE RADIAL PLY TYRE APPLICATION	2 EA		
6	6MT14 U5633	2640-99-809-4083 4000T	VALVE CORE	2 EA		
7	6MT14 13499	2640-00-052-0944 013-3134- 000	CAP,PNEUMATIC TYRE VALVE	2 EA		
8	7TR U0795	2530-99-300-7855 FV 2168550	SHIELD BRAKE DISCS;ZINC;65MM NOMINAL; 300MM NOMINAL;DUST SHIELD FOR 3/4 TONNE TRAILER WHEEL	2 EA		
9	U0795	NP BS4439 - STU DM10 X 35 LG	STUD,WHEEL;METRIC;M10X35	8 EA		
10	G1 U0795	5310-99-122-6476 FV 1069339/325	WASHER,FLAT;STEEL;ZINC PLATED;RD;RD HOLE;10.00MM ID;21.0MM OD;2.00MM THK	8 EA		
11	U0795	NP BS4929 - NUT M10	NUT,PLAIN,HEXAGON;M10	8 EA		
12	9BTR U0795	2530-99-517-3232 FV 2140542	CARRIER ASSEMBLY	2 EA		
13	6MT9 U1106	2530-99-125-8785 OE6152223	CALIPER DISC BRAKE LEFT HAND	1 EA		
14	6MT9 U1106	2530-99-608-3044 OE6152221	CALIPER DISC BRAKE RIGHT HAND	1 EA		

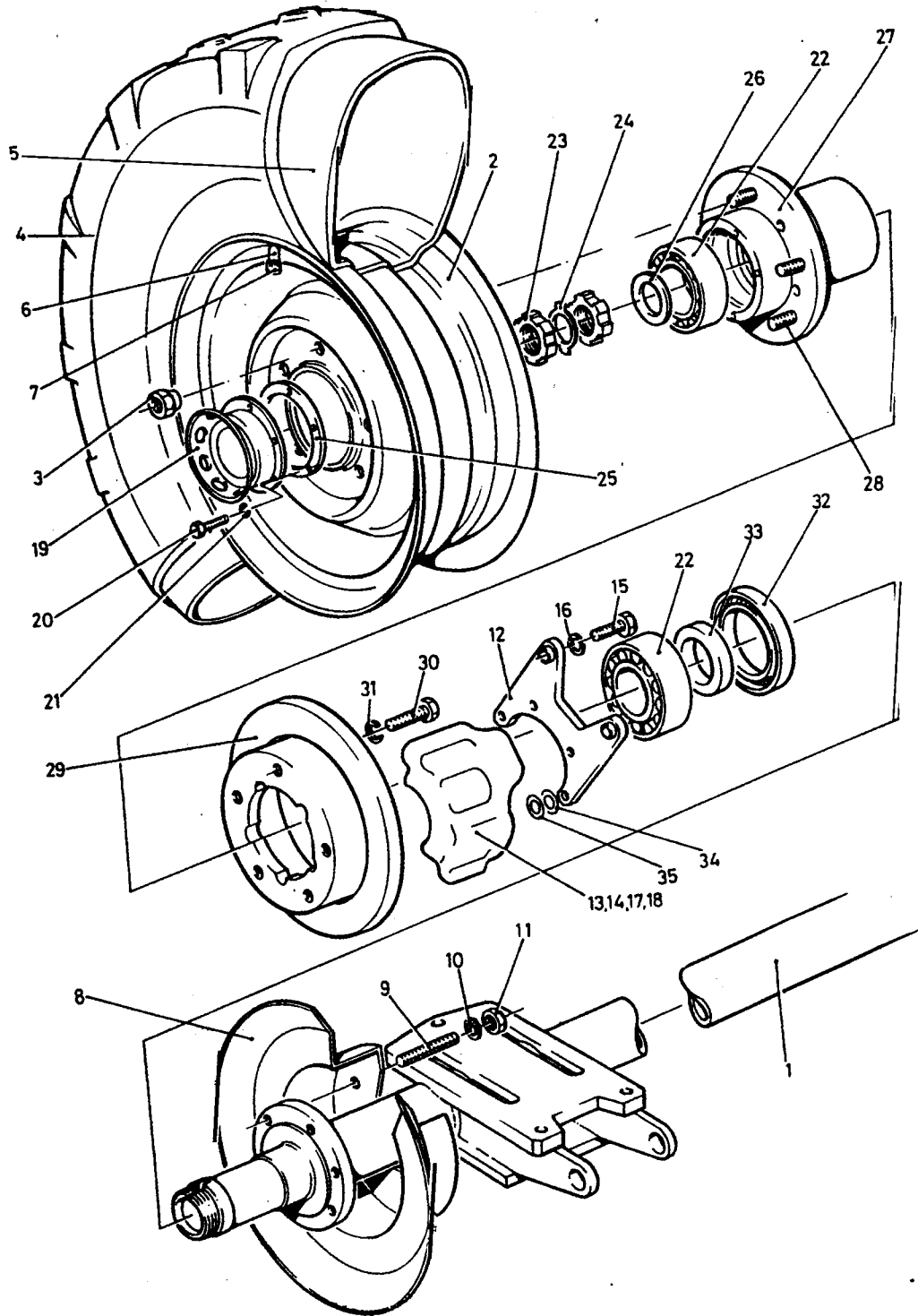


Fig 1 Axle Assembly

PARTS LIST

Fig. No Item No	Army DMC NSCM	NSN Part Number	Item Description and Annotations	No Off DofQ	ICY/ SMR	UCE/ UCA
1			AXLE ASSEMBLY - Contd.			
15	G1 K4284	5305-99-122-8671 SH110451	. SCREW, MACHINE; STEEL; HEX HD; M10X45 (ITEMS 15 AND 16 FOR USE WITH ITEMS 13 AND 14)	4 EA		
16	G1 U0795	5310-99-135-9303 FV 2149903-8	. WASHER, LOCK; STEEL; SPLIT HELICAL RING; CADMIUM PLATED; 10MM BOLT SIZE; 15.90MM OD; 2.50MM THK (ITEMS 15 AND 16 FOR USE WITH ITEMS 13 AND 14)	4 EA		
NI 17	6MT9 U1106	2530-99-564-2638 1652206	. DISC BRAKE SHOE SET	1 SE		
NI 18	6MT9 U1106	2530-99-829-1228 1486865	. BLEEDER VALVE HYDRAULIC SYSTEM; STEEL; 11MM A/ F; 10.0X1.0 ISO M; EXT THD; 24.2MM LG	2 EA		
19	9BTR U0795	2530-99-848-9315 FV 12069	. CAP ROAD WHEEL HUB; DRG FV12069	2 EA		
20	G1 U0795	5305-99-122-5367 FV 2003816 ITEM 15	. SCREW, MACHINE; ISO M; STEEL; HEX HD; ZINC PLATED; W/CHROMATE TREATMENT; M8X1.25MM PITCH; 25MM LG	12 EA		
21	G1 U0795	5310-99-135-9302 FV 2071292 ITEM 50	. WASHER, LOCK; STEEL; SPLIT HELICAL RING; CADMIUM PLATED; 8MM BOLT SIZE; 12.75MM OD; 2MM THK	12 EA		
22	6MT7 K0036	3110-99-950-1057 359S354A	. BEARING, TAPER ROLLER, CONE CUP	4 EA		
23	9BTR U0795	2530-99-848-1984 FV 131185	. NUT, CIRCULAR, WHEEL HUB	4 EA		
24	9BTR U0795	2530-99-848-1974 FV 15761	. WASHER, LOCK, WHEEL HUB	2 EA		
25	9BTR U0795	2530-99-848-9314 FV 12066	. WASHER, JOINT, HUB-CAP	2 EA		
26	9BTR U0795	2520-99-848-1164 FV 14356	. WASHER, BEARING, HUB	2 EA		
27	7TR U0795	2530-99-496-1460 FV 2140536	. HUB, WHEEL, VEHICULAR	2 EA		
28	9BTR U0795	2530-99-831-9847 FV 850761	. . STUD, WHEEL; METRIC; STEEL; CD PLATED; 16X1.5MM PITCH	10 EA		

2330-C-500-711

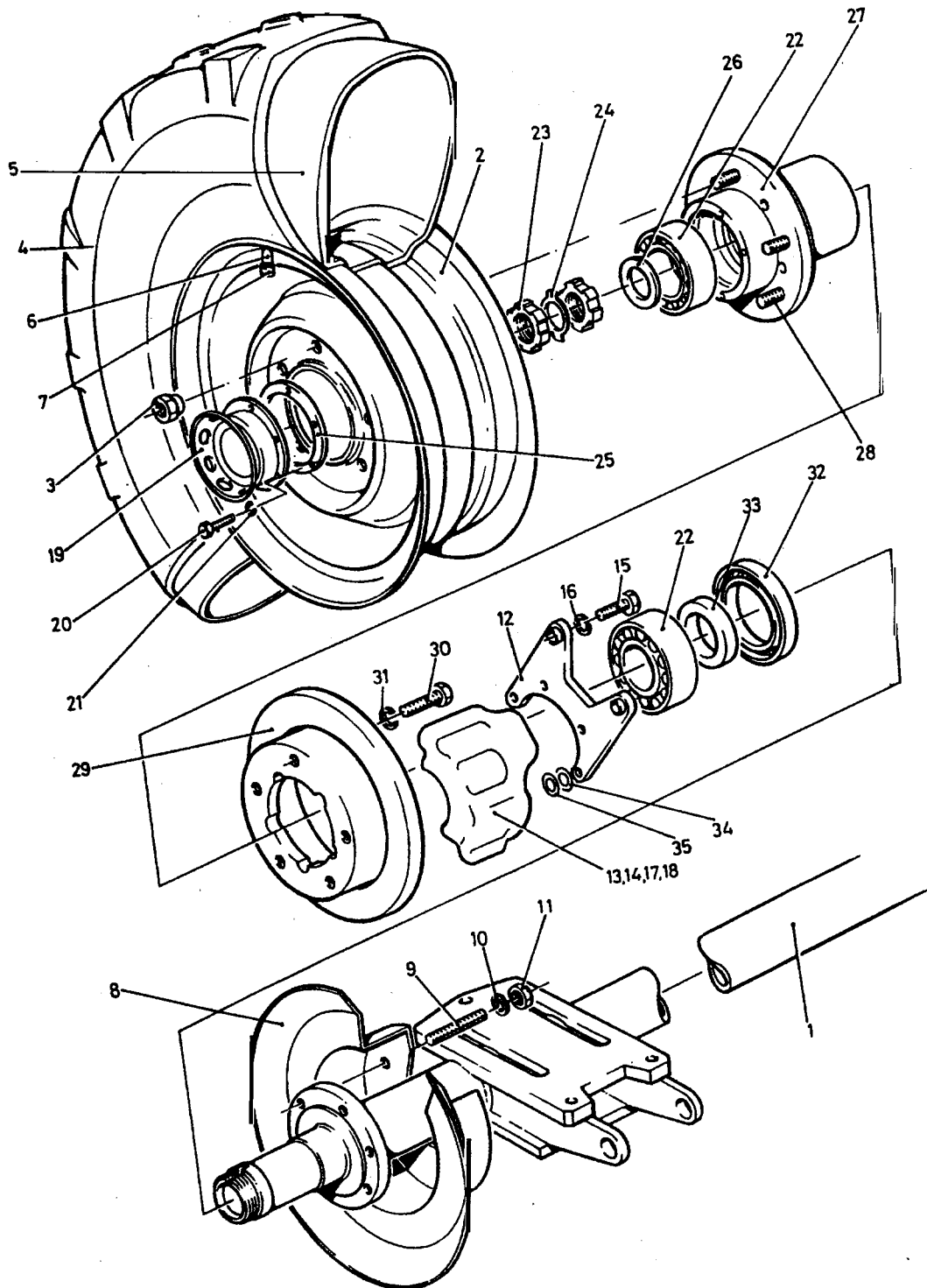



Fig 1 Axle Assembly

Dec 97

PARTS LIST

Fig. No Item No	Army DMC NSCM	NSN Part Number	Item Description and Annotations	NoOff DofQ	ICY/ SMR	UCE/ UCA
1						
29	7TR U0795	2530-99-110-3076 FV 2140537	AXLE ASSEMBLY - Contd. DISC,BRAKE	2 EA		
30	G1 U0795	5305-99-122-5367 FV 2003816ITEM15	SCREW,MACHINE;ISO M;STEEL;HEX HD; ZINC PLATED;W/CHROMATE TREATMENT; M8X1.25MM PITCH;25MM LG	10 EA		
31	G1 U0795	5310-99-135-9302 FV 2071292ITEM50	WASHER,LOCK;STEEL;SPLIT HELICAL RING; CADMIUM PLATED;8MM BOLT SIZE;12.75MM OD;2MM THK	10 EA		
32	6MT1 K4629	5330-99-109-9998 BW208546	SEAL,PLAIN,ENCASED;63MM ID;90MM OD; 10MM W	2 EA		
33	U0795	NP FV 2140546	COLLAR	2 EA		
34	G1 U0795	5310-99-122-6476 FV 1069339/325	WASHER,FLAT;STEEL;ZINC PLATED;RD;RD HOLE;10.00MM ID;21.0MM OD;2.00MM THK	AR EA		
35	G1 U1030	5310-99-122-3035 850611	WASHER,FLAT;STEEL;RD;ZINC PLATED;RD HOLE;M10 NOM BOLT SIZE ID;21MM MAX OD; 1.25MM THK	AR EA		



CHAPTER 2-2-2
PARTS LIST
SUSPENSION ASSEMBLY

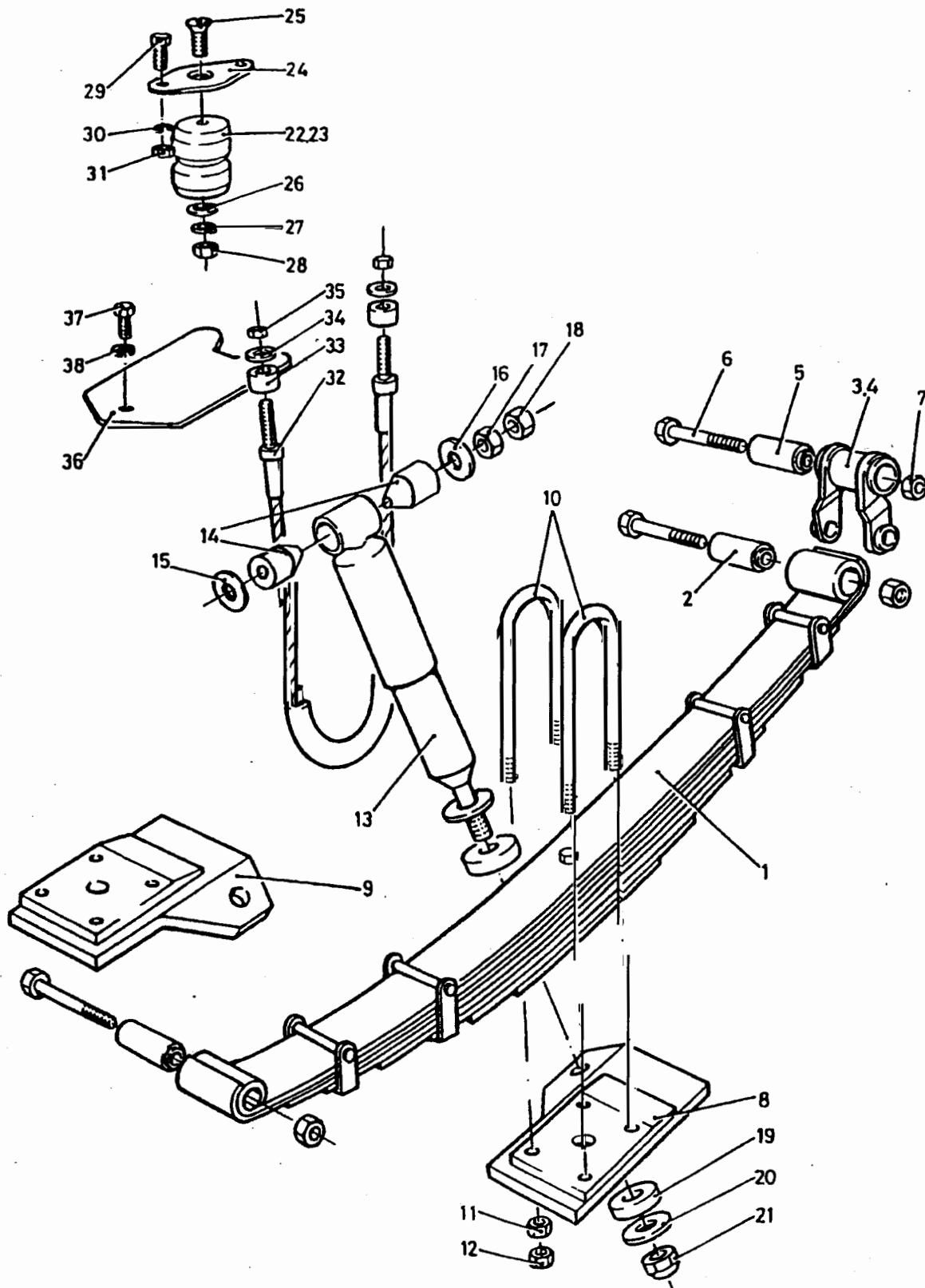


Fig 1 Suspension Assembly

PARTS LIST

Fig. No It m No	Army DMC NSCM	NSN Part Number	Item Description and Annotations	No Off DofQ	ICY/ SMR	UCE/ UCA
1						
0	NP U0795	FV 861675	SUSPENSION ASSEMBLY	REF EA		
1	9BTR U0795	2510-99-832-1560 FV 861678	SPRING ASSEMBLY, LEAF; STEEL; 8 LEAVES; LADEN 42 IN. BETWEEN CENTRES	2 EA		
2	6MT1 U1049	5340-99-832-1556 E2140	MOUNT, RESILIENT; STEEL/ RUBBER; 5/8 IN. ID. X1-1/ 4 IN. OD. X2-11/16 IN. LG	4 EA		
3	9BTR U0795	2530-99-832-1555 FV 861677	SHACKLE, LEAF SPRING ASSEMBLY	2 EA		
4	NP U0795	FV 861686	SPRING SHACKLE	2 EA		
5	6MT1 U1049	5340-99-832-1556 E2140	MOUNT, RESILIENT; STEEL/ RUBBER; 5/8 IN. ID. X1-1/ 4 IN. OD. X2-11/16 IN. LG	2 EA		
6	G1 U1030	5306-99-941-0365 GHF 114	BOLT, MACHINE; UNF; STEEL; HEX HD; ZN COATED; 5/8 IN. X 4 IN. LG	6 EA		
7	G1 U4555	5310-99-941-0930 BS1768NH61005Z0	NUT, PLAIN, HEXAGON; UNF; STEEL; WASHER FACED; ZN COATED; 5/ 8 IN.	6 EA		
8	9BTR U0795	2530-99-832-1557 FV 861683	CLAMPING PLATE ASSEMBLY, LEFT HAND	1 EA		
9	9BTR U0795	2530-99-832-1558 FV 861684	CLAMPING PLATE ASSEMBLY, RIGHT HAND	1 EA		
10	9BTR U0795	5306-99-832-1561 FV 861679	BOLT, U; UNF; STEEL; 3/8 IN.; 2- 1/2 IN. BETWEEN LEGS	4 EA		
11	G1 U1453	5310-99-941-0926 BMCFNZ506	NUT, PLAIN, HEXAGON; UNF; STEEL; ZN COATED; 3/8 IN.	8 EA		
12	G1 U0795	5310-99-941-0904 FV 700208 ITEM33	NUT, SELF- LOCKING, HEXAGON; UNF; STEEL; LOCK; ZN COATED; 3/8 IN.	8 EA		
13	6MT1 K5623	2540-99-800-7368 P3859	SHOCK ABSORBER, DIRECT ACTION	2 EA		
14	6MT1 K5623	5340-99-832-1563 3-112	KIT, MOUNTING, SHOCK ABSORBER (KIT CONSISTS OF ITEMS 14, 2 X 19, 2 X 20, AND 21)	2 SE		
15	9BTR U0795	5310-99-874-2237 FV 512563	WASHER, SHOCK ABSORBER EYE, OUTER	2 EA		

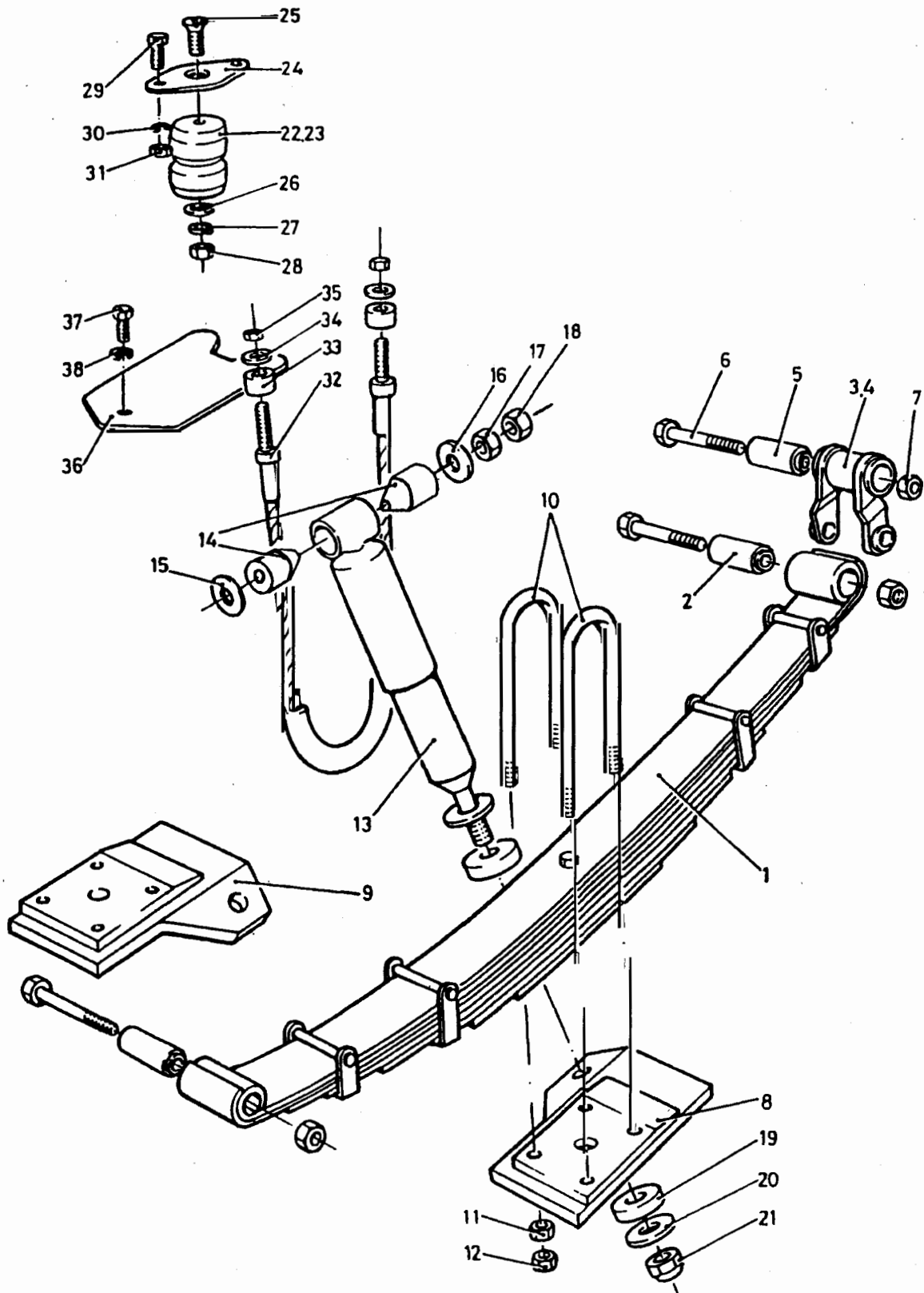


Fig 1 Suspension Assembly

PARTS LIST

Fig. No Item No	Army DMC NSCM	NSN Part Number	Item Description and Annotations	No Off DofQ	ICY/ SMR	UCE/ UCA
1			SUSPENSION ASSEMBLY - Contd.			
16	9BTR U0795	5310-99-874-2236 FV 512562	.. SHOCK ABSORBER, DIRECT ACTION - Contd. .. WASHER, SHOCK ABSORBER EYE, INNER	2 EA		
17	G1 U1453	5310-99-941-0927 BMCFNZ507	.. NUT, PLAIN, HEXAGON; UNF; 7/ 16IN.	2 EA		
18	G1 K8525	5310-99-941-0905 2-00-00613	.. NUT SELF- LOCKING, HEXAGON; UNF; 7/16IN.	2 EA		
19	6MT1 [REDACTED]	5340-99-800-7372 44155	.. BUMPER, RUBBER	4 EA		
20	K5623	NP P3859 ITEM 3	.. WASHER, FLAT	4 EA		
21	K5623	NP P3859 ITEM 4	.. NUT	2 EA		
22	9BTR U0795	2530-99-766-9116 FV 861676	.. SPRING ASSEMBLY, RUBBER	2 EA		
23	U0795	NP FV 924781	.. MOUNT, RESILIENT	1 EA		
24	9BTR U0795	2530-99-832-1554 FV 861685	.. PLATE, SUSPENSION; STEEL; DIAMO ND SHAPE; 3IN. WX5-1/2IN. LGX1/ 4IN. THK	1 EA		
25	G1 K7766	5305-99-941-1781 BS1981 TABLE 4 3/8 U NF X 1-1/4	.. SCREW, MACHINE; UNF; STEEL; CSK HD; 3/8 IN. X1-1/4IN LG	1 EA		
26	6MT1 K1265	5310-99-802-5872 A1755A	.. WASHER	1 EA		
27	G1 K4629	5310-99-941-6656 BW77932	.. WASHER, LOCK; ST; SPLIT HELICAL RING; 0.406IN. ID; 0.590IN. OD; 0 .092IN. THK	1 EA		
28	G1 U1453	5310-99-941-0926 BMCFNZ506	.. NUT, PLAIN, HEXAGON; UNF; STEEL; ZN COATED; 3/8IN.	1 EA		
29	G1 K1806	5305-99-941-0280 ULP82E	.. SCREW, MACHINE; 0.250-28 UNF; STEEL HEX HD; ZN PLATED 1IN. LG	4 EA		
30	G1 U0795	5310-99-941-6654 FV 2164615/27	.. WASHER, LOCK; ST; SPLIT HELICAL RING; 0.273IN. ID; 0.425IN. OD; 0 .072IN. MTL THK	4 EA		
31	G1 U0795	5310-99-941-0924 FV 558811 ITEM 12	.. NUT, PLAIN, HEXAGON; 1/4-28 UNF; STEEL; ZN PLATED; 0.438IN. W A/ F; 0.224IN. H	4 EA		

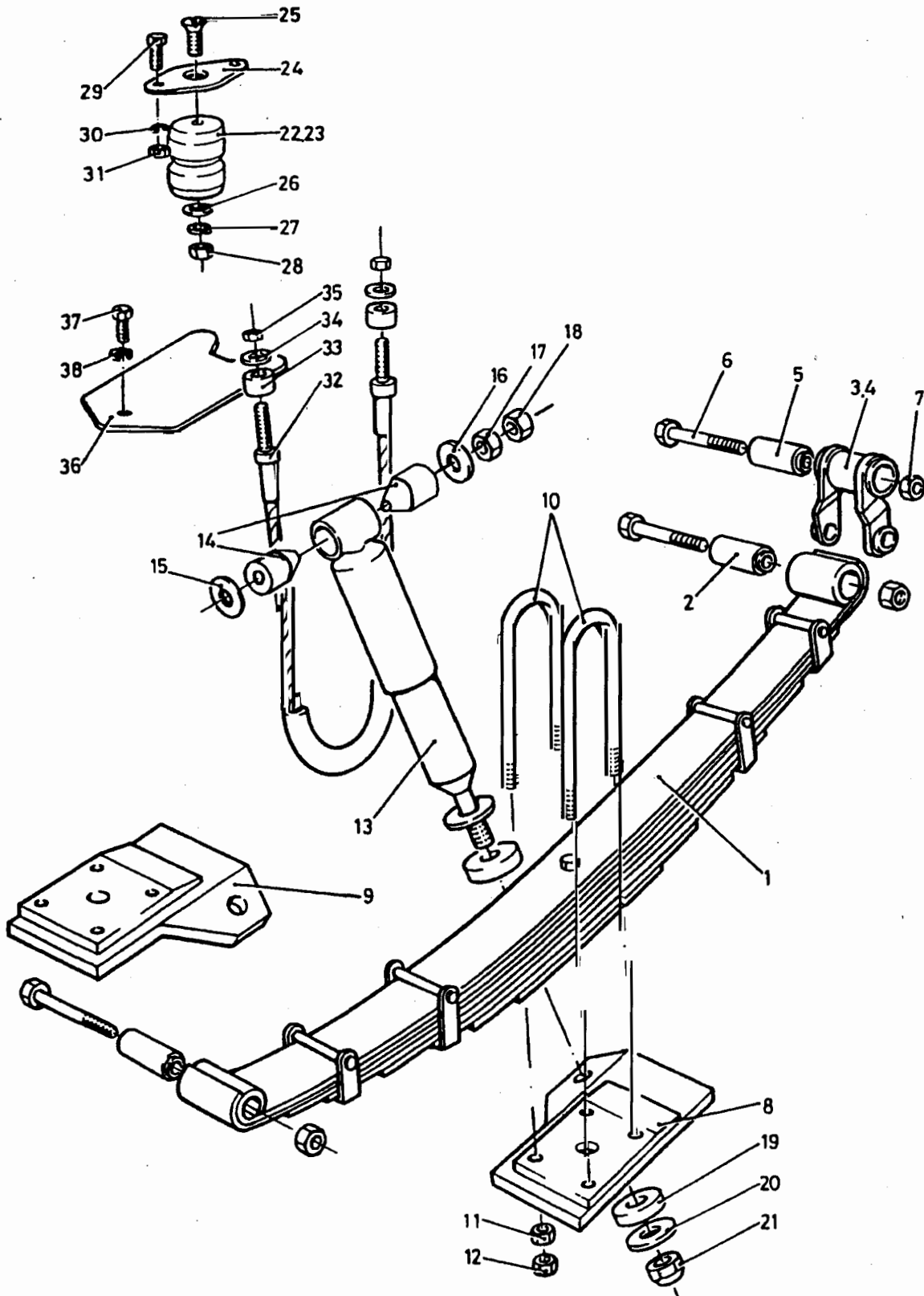


Fig 1 Suspension Assembly

PARTS LIST

Fig. No Item No	Army DMC NSCM	NSN Part Number	Item Description and Annotations	NoOff DofQ	ICY/ SMR	UCE/ UCA
1			SUSPENSION ASSEMBLY - Contd.			
32	9BTR U0795	2530-99-832-1562 FV 861681	. CHECK CABLE ASSEMBLY;UNF;3/ 8IN.THD; 5MM DIA WIRE;1/ 4IN.ID STEEL TUBE	2 EA		
33	9BTR U0795	2540-99-874-2269 FV 556150	. BUFFER,CHECK CABLE	4 EA		
34	G1 K7194	5310-99-120-7444 79068018	. WASHER,FLAT;3/8IN.	4 EA		
35	G1 K0325	5310-99-526-6255 5404	. NUT,SELF- LOCKING,HEXAGON;UNF;STEEL; 3/ 8IN.	4 EA		
36	7TR U0795	2530-99-300-7877 FV 861680	. COVER PLATE	2 EA		
37	G1 K0092	5306-99-941-0512 K23503RP	. SCREW,MACHINE;STEEL;HEX HD;ZN COATED;1/4IN.UNFX5/ 8IN.LG	6 EA		
38	G1 U0795	5310-99-941-6654 FV 2164615/27	. WASHER,LOCK;ST;SPLIT HELICAL RING; 0.273IN.ID;0.425IN.OD;0 .072IN.MTL THK	6 EA		

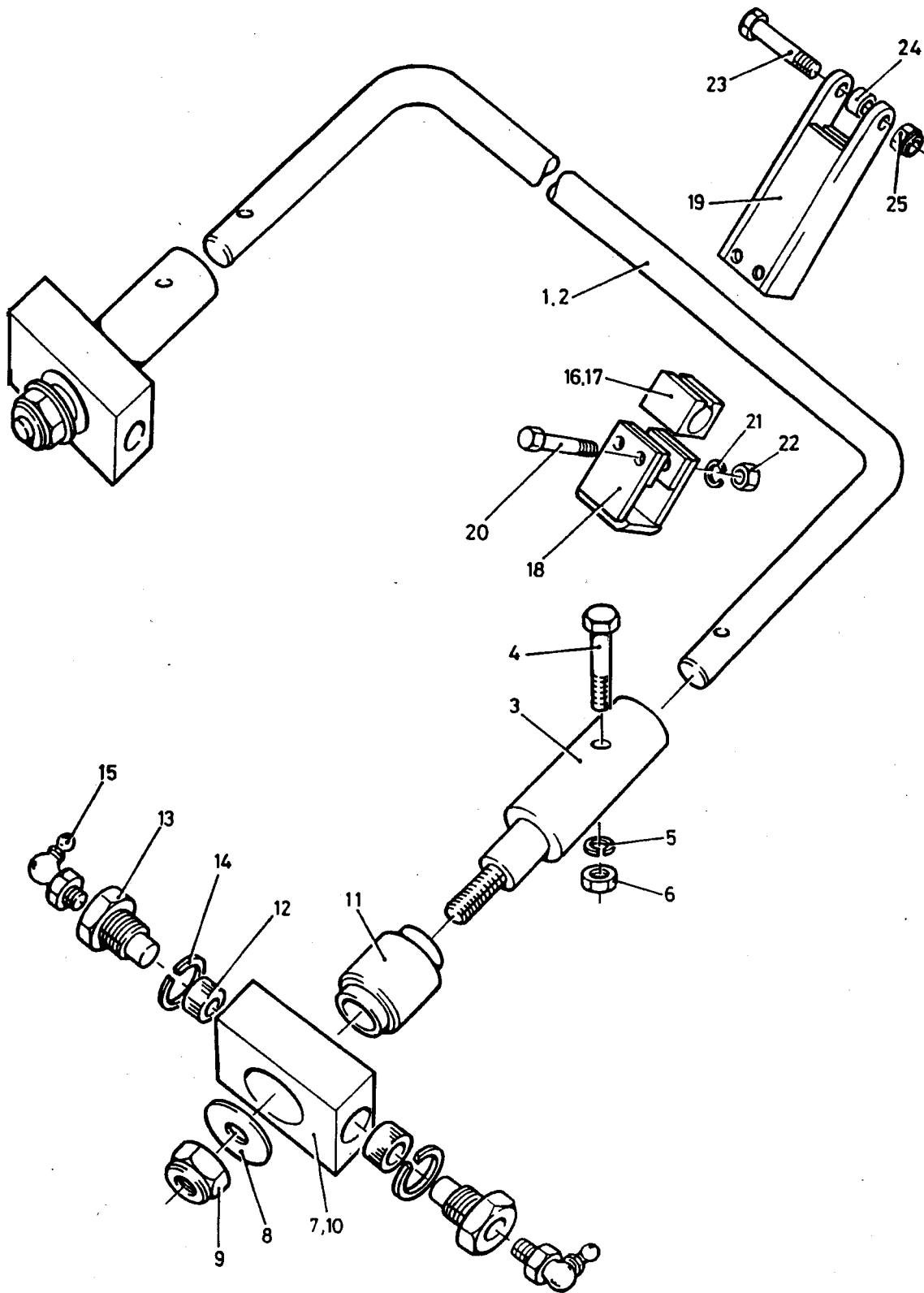


Fig 2 Suspension Assembly

PARTS LIST

Fig. No Item No	DMC NSCM	Army NSN Part Number	Item Description and Annotations	No Off DofQ	ICY/ SMR	UCE/ UCA
2			SUSPENSION ASSEMBLY - Contd.			
1	9BTR U0795	2530-99-766-9117 FV 861674	ANTI-ROLL BAR ASSEMBLY	REF EA		
2	9BTR U0795	2510-99-793-9154 FV 861672	BAR ANTI-ROLL;U SHAPE;42 IN LG;8.750 IN H	1 EA		
3	9BTR U0795	2530-99-793-9144 FV 861671	EXTENSION,ANTI-ROLL BAR	2 EA		
4	G1 K4284	5306-99-941-0285 HBZ0414	BOLT,MACHINE;UNF;STEEL;HEX H;1/4IN. X1-3/4IN.LG	2 EA		
5	G1 U0795	5310-99-941-6654 FV 2164615/27	WASHER,LOCK;ST;SPLIT HELICAL RING; 0.273IN.ID;0.425IN.OD;0.072IN.MTL THK	2 EA		
6	G1 U0795	5310-99-941-0924 FV 558811 ITEM12	NUT,PLAIN,HEXAGON;1/4-28 UNF;STEEL;ZN PLATED;0.438IN.W A/ F;0.224IN.H	2 EA		
7	6MT1 U0795	5340-99-832-4632 FV 861665	SWIVEL BLOCK ASSEMBLY	2 EA		
8	G1 U0724	5310-99-941-8640 131017	WASHER,FLAT;STEEL;ROUND;ZINC PLATED; 0.770IN.MIN.0.781IN.M AX.ID(3/4IN.NOM BOLT SIZE);1-1/2IN.OD; 0.128IN.THK	2 EA		
9	G1 K0800	5310-99-122-4813 NTD249-45-6-01	NUT,SELF- LOCKING,HEXAGON;UNF;STEEL; TH IN;3/4IN.	2 EA		
10	7TR U0795	2530-99-968-0447 FV 861666	BLOCK SWIVEL	2 EA		
11	6MT1 U0100	5340-99-832-4632 13/1311/1	MOUNT RESILIENT;STEEL/ RUBBER;1.000IN. ID;1.687IN.OD ;1-1/2IN.LG;ULTRA-DUTY BUSH	2 EA		
12	6MT13 K4629	3120-99-200-2459 BW206826	BEARING,SLEEVE;PHOS B;5/ 8IN.IDX3/8IN. ODX5/8IN.LG	4 EA		
13	9BTR U0795	2530-99-832-1559 FV 861673	SWIVEL PIN;UNF;STEEL;HEX HD;3/4IN. X1.980IN.LG	4 EA		
14	G1 K4547	5310-99-941-6661 48175-411-7	WASHER,LOCK;STEEL;SINGLE COIL;3/4IN.	4 EA		
15	46MT1 K4247	4730-99-943-9379 T11F27	LUBRICATING NIPPLE;ANGLED;3/ 8IN. UNFX87.5DEG	4 EA		
16	U0795	NP FV 861667	LOCATING BRACKET ASSEMBLY	2 EA		

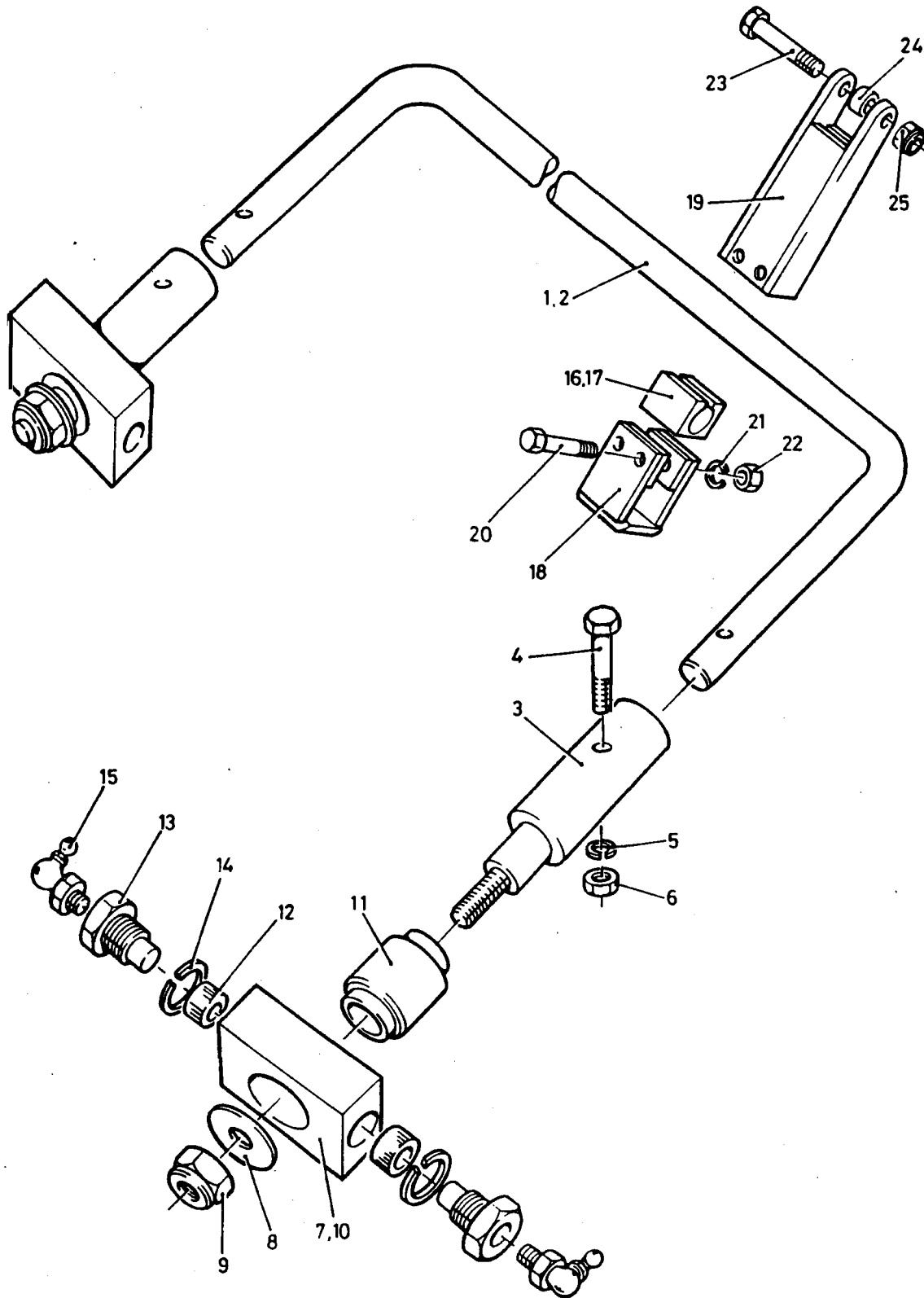



Fig 2 Suspension Assembly

PARTS LIST

Fig. No Item No	DMC NSCM	Army NSN Part Number	Item Description and Annotations	NoOff DofQ	ICY/ SMR	UCE/ UCA
2			SUSPENSION ASSEMBLY - Contd.			
17	7TR U0795	5365-99-793-9152 FV 861670	BUSHING,RUBBER	2 EA		
18	U0795	NP FV 861669	BRACKET,CLAMPING	2 EA		
19	9BTR U0795	2530-99-761-9323 FV 861668	BRACKET,LOCATING	2 EA		
20	G1 K4384	5306-99-941-0303 HBZ0520	BOLT,MACHINE;0.312- 24UNF;ST,HEX HD, ZN PLATED;2- 1/2IN LG;1/2IN.W A/F;7/ 32IN. HD H;CLASS 2A THD; 112000LBS/SQ.IN.	4 EA		
21	G1 U0795	5310-99-941-6655 FV 2164615/28	WASHER,LOCK;STEEL;SPLIT HELICAL RING; 11/32IN. ID;1/ 2IN. OD;5/64IN. THK.	4 EA		
22	G1 U0795	5310-99-941-0925 FV 2164615/25	NUT,PLAIN,HEXAGON;UNF;STEEL; CHAMFERED;ZINC PLATED;5/16- 24;1/2IN. W A/F;17/64IN. H;CLASS 2B;NOT RATED; RIGHT- HAND.	4 EA		
23	9BTR U0795	5306-99-832-1564 FV 861682	BOLT,MACHINE	2 EA		
24	9BTR U0795	5365-99-761-9324 FV 924542	SPACER,SLEEVE	2 EA		
25	G1 K0325	5310-99-526-6255 5404	NUT,SELF- LOCKING,HEXAGON;UNF;STEEL; 3/ 8IN.	2 EA		



CHAPTER 2-2-3

PARTS LIST

DRAWBAR AND OVERRUN BRAKE ASSEMBLY

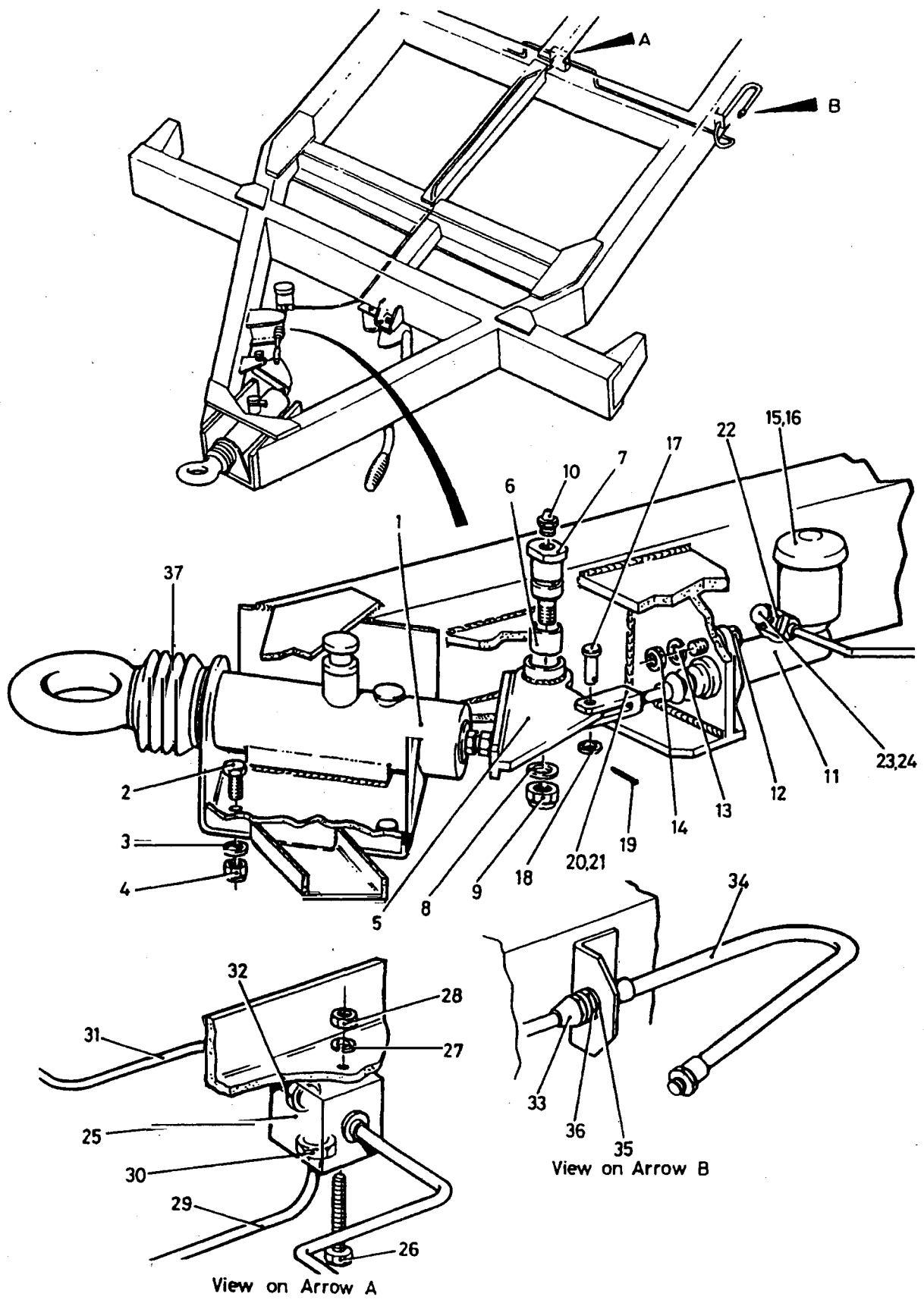


Fig 1 Drawbar and Overrun Brake Assembly

PARTS LIST

Fig. No Item No	Army DMC NSCM	NSN Part Number	Item Description and Annotations	NoOff DotQ	ICY/ SMR	UCE/ UCA
1						
0	U0795	NP FV 2140643	DRAWBAR AND OVERRUN BRAKE ASSEMBLY	REF EA		
1	9BTR U0795	2540-99-256-0244 FV 2124172	DAMPER ASSEMBLY, OVER RUN	1 EA		
2	G1 K4629	5306-99-122-2786 BW10902	BOLT, MACHINE; ISO METRIC; STEEL; HEX HD; ZINC PLATED; 12.00MM BY 1.75 PITCH; 40.00MM LG; CLASS 6G THD	4 K9		
3	G1 U0795	5310-99-122-6477 FV 2116423 ITEM61	WASHER, FLAT; STEEL; RD; ZINC PLATED; M12 NOM. BOLT SIZE BY 24MM OD MAX BY 2.7MM THK. MAX	4 EA		
4	U0795	NP BS4929 - NUTLOCKIN G M12	NUT, SELF- LOCKING, HEXAGON; METRIC; STEEL ; PREVAILING TORQUE; M12	4 EA		
5	U0795	NP FV 2140646	LEVER AND BUSH ASSEMBLY	REF EA		
6	6MT1 K0312	3120-99-764-2587 PM3040DX	BEARING, SLEEVE; 30MM ID X 40MM LG	1 EA		
7	7TR U0795	5306-99-588-0716 FV 2140649	BOLT, SHOULDER	1 EA		
8	G1 U0795	5310-99-122-6480 FV 3003591	WASHER, FLAT; METRIC; STEEL; M20	1 EA		
9	U0795	NP BS4929 - NUTLOCKIN G M20	NUT, SELF- LOCKING, HEXAGON; METRIC; STEEL ; PREVAILING TORQUE; M20	1 EA		
10	46MT1 U0795	4730-99-943-9377 FV 450983	LUBRICATING NIPPLE; 3/8IN. UNF	1 EA		
11	6MT9 U0026	2530-99-811-6988 64068694	CYLINDER ASSEMBLY, HYDRAULIC BRAKE, MASTER; 7/8IN DIA BORE; 1-7/16IN MAX STROKE; C/W PUSH ROD	1 EA		
12	G1 U0795	5305-99-122-5367 FV 2003816 ITEM15	SCREW, MACHINE; ISO M; STEEL; HEX HD; ZINC PLATED; W/CHROMATE TREATMENT; M8 X 1.25MM PITCH; 25MM LG	2 EA		
13	G1 U0795	5310-99-135-9302 FV 2071292 ITEM50	WASHER, LOCK; STEEL; SPLIT HELICAL RING; CADMIUM PLATED; 8MM BOLT SIZE; 12.75MM OD; 2MM THK	2 EA		

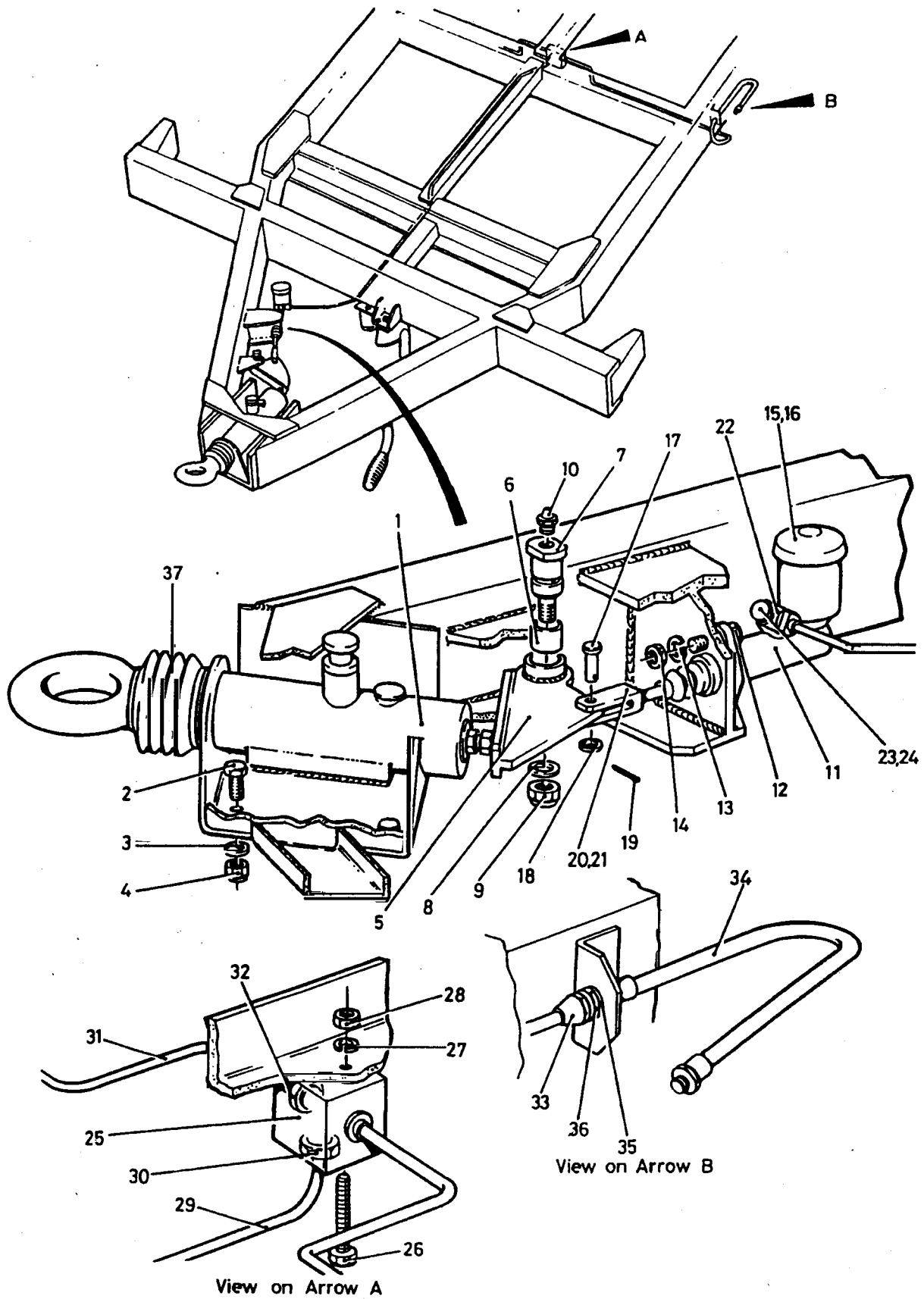


Fig 1 Drawbar and Overrun Brake Assembly

PARTS LIST

Fig. No Item No	Army DMC NSCM	NSN Part Number	Item Description and Annotations	No Off DofQ	ICY/ SMR	UCE/ UCA
1			DRAWBAR AND OVERRUN BRAKE ASSEMBLY - Contd.			
14	G1 U0795	5310-99-122-5296 FV 2003816ITEM19	. NUT,PLAIN,HEXAGON;ISO M;STEEL; CHAMFERED BEARING SURFACE;ZINC PLATED;W/ CHROMATE TREATMENT;M8X 1.25MM PITCH;12.87MM NOM	2 EA		
15	6MT9 U0026	5340-99-811-6990 64476964	. CAP,PROTECTIVE,DUST AND MOISTURE SEAL;RUBBER FRICTION TYPE FOR 2.3/8 IN. OD TUBE	1 EA		
NI 16	6MT9 U0026	2530-99-811-6991 64478356	. BOOT,DUST AND MOISTURE SEAL, SYNTHETIC RUBBER;CONVILUTE TYPE; 7/8IN MIN ID;2-1/2IN FLANGE DIA;2- 1/16 LG	1 EA		
17	7TR U0795	5315-99-304-5233 FV 2140656	. PIN,STRAIGHT,HEADED	1 EA		
18	G1 U0795	5310-99-122-6476 FV 1069339/325	. WASHER,FLAT;STEEL;ZINC PLATED;RD;RD HOLE;10.00MM ID;21.0MM OD;2.00MM THK	1 EA		
19	G1 K7766	5315-99-120-2570 SP90	. PIN,COTTER,SPLIT;CRES;3/ 32IN.DIAX5/8IN. LG	1 EA		
20	7TR U0795	5340-99-660-6743 FV 2140655	. CLEVIS, ROD END	1 EA		
NI 21	G1 U5837	5310-99-941-0903 132750	. NUT,PLAIN,HEXAGON;5/16IN- 24UNF;ST;ZN PLATED;1/2IN.W A/F;3/16IN.H;FINISHED CHAMFERED BRG.SURFACE; CLASS 2B THD	1 EA		
22	7TR U0795	4730-99-535-4154 FV 2140652	. CONNECTOR MULTIPLE FLUID PRESSURE LINE	1 EA		
23	7TR U0795	4730-99-660-6742 FV 2140653	. BOLT,FLUID PASSAGE;ZINC PLTD;UNF;7/16 IN DIA THD;0.485 IN LG THD;1.27 IN O/A LG	1 EA		
NI 24	U0026	NP 64140470	. WASHER;COPPER;0.69 IN.ODX0.56IN. IDX0.47IN.THK	2 EA		
25	7TR U0795	4730-99-765-4637 FV 2140654	. MANIFOLD ASSEMBLY,HYDRAULIC	1 EA		
26	G1 K4131	5306-99-122-5248 106101	. BOLT,MACHINE;ISO M;STEEL;HEX HD;ZINC PLATED;W/CHROMATE TREATMENT; M6X1.00MM PITCH;50MM LG	1 EA		
27	G1 U0795	5310-99-135-9301 FV 1023556ITEM13	. WASHER,LOCK;STEEL;SPLIT HELICAL RING; CADMIUM PLATED;6MM BOLT SIZE;9.60MM OD;1.50MM THK	1 EA		

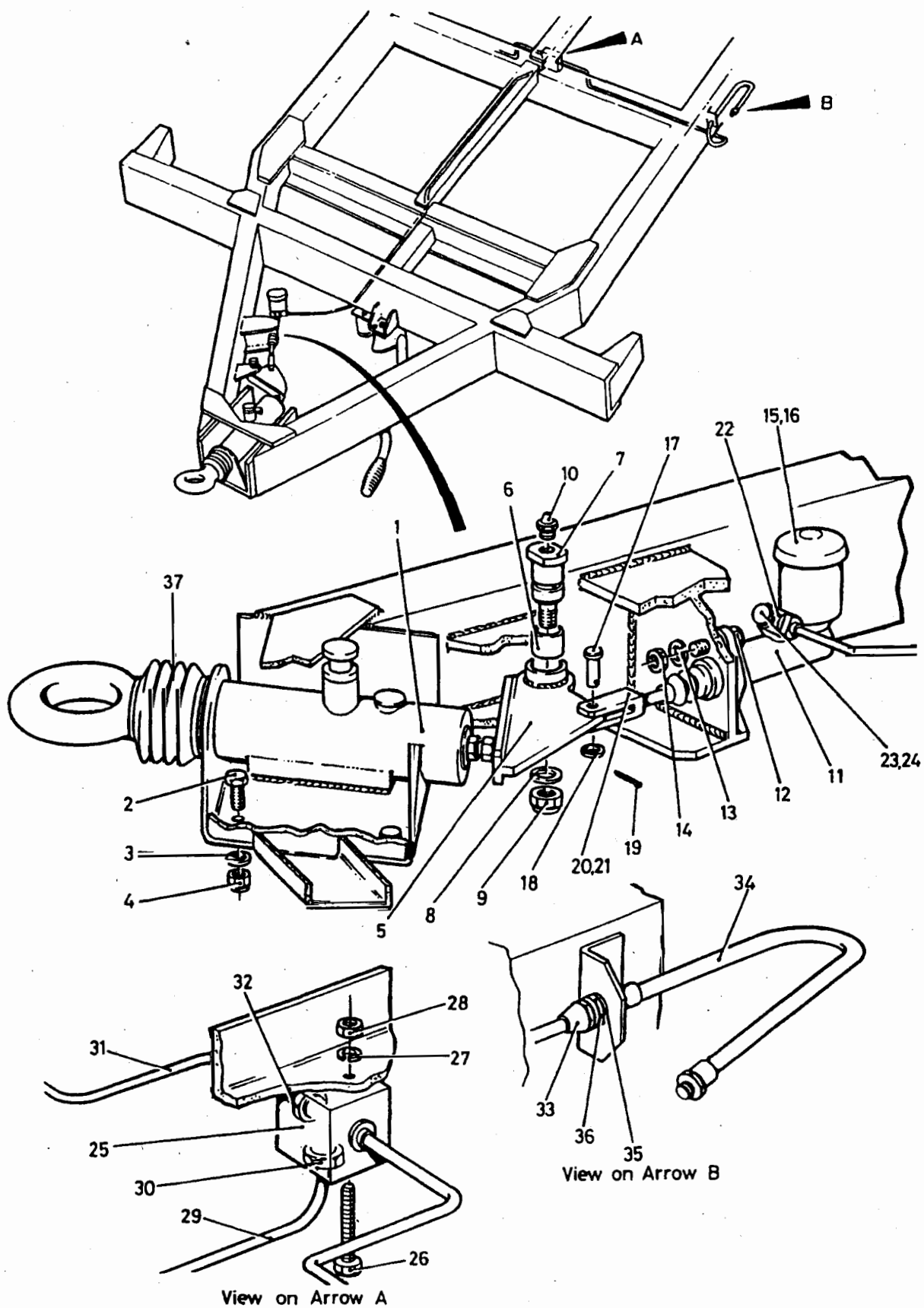



Fig 1 Drawbar and Overrun Brake Assembly

PARTS LIST

Fig. No Item No	Army		Item Description and Annotations	NoOff DofQ	ICY/ SMR	UCE/ UCA
	DMC NSCM	NSN Part Number				
1			DRAWBAR AND OVERRUN BRAKE ASSEMBLY - Contd.			
28	G1 U0795	5310-99-122-5295 FV 2003800ITEM46	NUT,PLAIN,HEXAGON;ISO METRIC;STEEL; CHAMFERED BEARING SURFACE;ZINC PLATED;M6 BY 1.00MM THD PITCH; 10.00MM W A/F;5.00MM LG	1 EA		
29	6MT9 K4629	4720-99-192-4747 BW204706	HOSE ASSEMBLY,METALLIC;TUNGUM;1/ 4IN. OD.X20 SWG;BULK SUPPLY	AR EA		
30		NP U0026 64474674	NUT,PIPE,HYDRAULIC BRAKE;MALE;1/2IN. X20 UNF;1/ 4IN.DIA PIPE	2 EA		
31	6MT9 K4629	4720-99-770-9890 BW204707	HOSE ASSEMBLY,METALIC;TUNGUM;3/ 16IN. OD.X20 SWG;BULK SUPPLY	AR EA		
32	46MT9 U0026	2530-99-882-0424 64470425	NUT,PIPE,HYDRAULIC BRAKE;MALE;3/8IN. X24 UNF;3/ 16IN.DIA PIPE	2 EA		
33		NP U0026 64478628	NUT,PIPE,HYDRAULIC BRAKE;MALE;M10X1 MM PITCH;3/ 16IN.DIA PIPE	2 EA		
34	6MT9 U0795	4720-99-256-5401 FV 2140539	HOSE ASSEMBLY,NON- METALLIC;3.2 MM BORE HIGH PRESSURE FLEXIBLE HOSE; 506.3 MM O/A LG;W/STEEL FITTINGS AT BOTH ENDS	2 EA		
35	G1 K4629	5310-99-135-2550 BW12367	WASHER,SPRING TENSION;COPPER ALLOY; TIN PLATED;M10 HOLE DIA;19.60MM MAX OD; 1.70MM MAX O/A H	2 EA		
36		NP U0026 64120476	NUT;M10X1 MM PITCH;THIN	2 EA		
37	7TR K6226	1650-99-133-4594 KIT 108	BELLOWS KIT	1 EA		



CHAPTER 2-2-4
PARTS LIST
REAR JACK ASSEMBLY

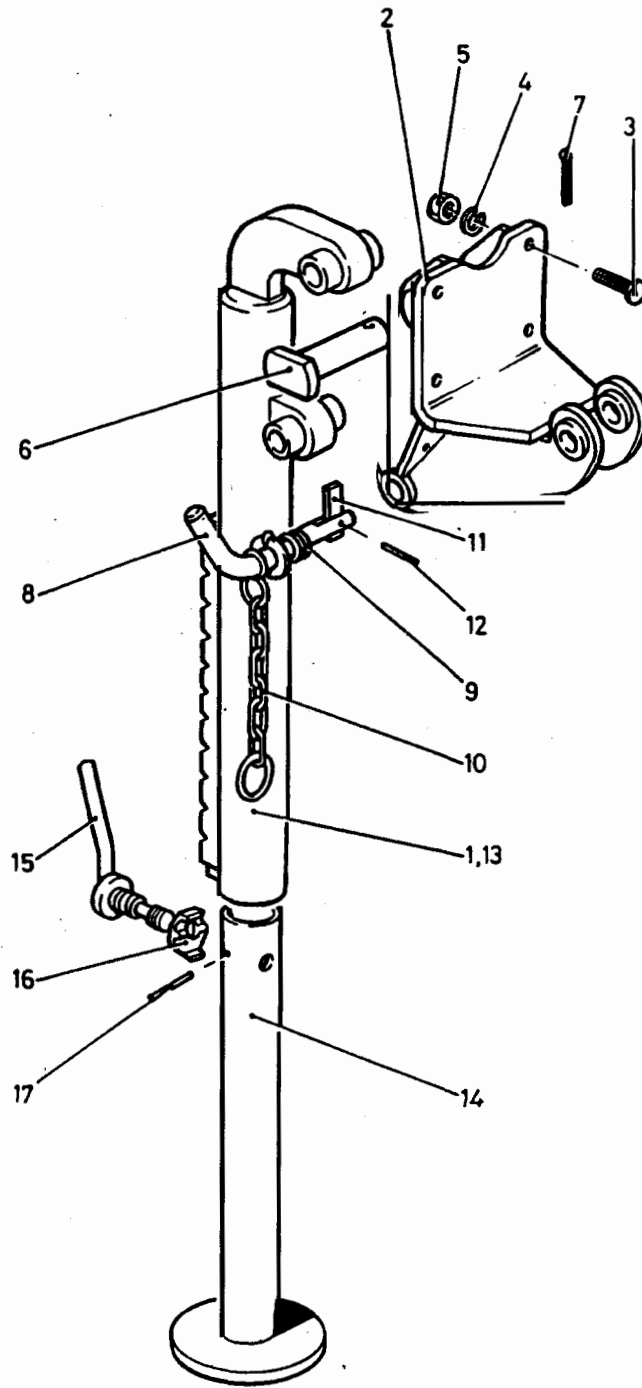


Fig 1 Rear Jack Assembly

PARTS LIST

Fig. No Item No	Army DMC NSCM	NSN Part Number	Item Description and Annotations	NoOff DofQ	ICY/ SMR	UCE/ UCA
1 NI 0	7TR U0795	2510-99-765-7000 FV 924462	REAR JACK ASSEMBLY	1 EA		
1	7TR U0795	2540-99-168-8372 FV 2140255	SUPPORT LEG AND BRACKET ASSEMBLY	2 EA		
2	NP U0795	NP FV 2140260	LEG SUPPORT BRACKET ASSEMBLY	2 EA		
3	G1 U0795	5305-99-941-0527 FV 27970	SCREW,MACHINE;UNF;STEEL;HEX HD;ZN PLATED;5/16IN.X1IN.LG	8 HD		
4	G1 U0795	5310-99-941-6655 FV 2164615/28	WASHER,LOCK;STEEL;SPLIT HELICAL RING; 11/32IN. ID;1/2IN. OD;5/64IN. THK.	8 EA		
5	G1 U0041	5310-99-136-1515 NU9-13Z1	NUT,PLAIN,HEXAGON;UNF;STEEL; 5/16IN.	8 EA		
6	7TR U0795	5315-99-056-3402 FV 2140261	PIN,STRAIGHT,HEADED	2 EA		
7	G1 U2319	5315-99-944-0190 953016	PIN,COTTER,SPLIT;STEEL;4MM DIA;50MM LG	2 EA		
8	7TR U0795	2540-99-588-0717 FV 2140259	ASSEMBLY,PIN,LOCKING	2 EA		
9	NP U0795	NP FV 2124370	SPRING	2 EA		
10	NP U0795	NP FV 2124369	CHAIN	2 EA		
11	NP U0795	NP FV 2124371	LATCH	2 EA		
12	K0851 NP	DEF STAN 53-83TABL E 1(A)	PIN,GROOVED,HEADLESS;STEEL;3 MM DIA; 12MM LG	2 EA		
13	7TR U0795	4710-99-850-3783 FV 2140257	TUBE ASSEMBLY,METAL	2 EA		
14	7TR U0795	4710-99-803-7931 FV 2140256	TUBE ASSEMBLY,METAL	2 EA		
15	7TR U0795	2540-99-513-6698 FV 2140258	ASSEMBLY,BOLT,CLAMPING	2 EA		

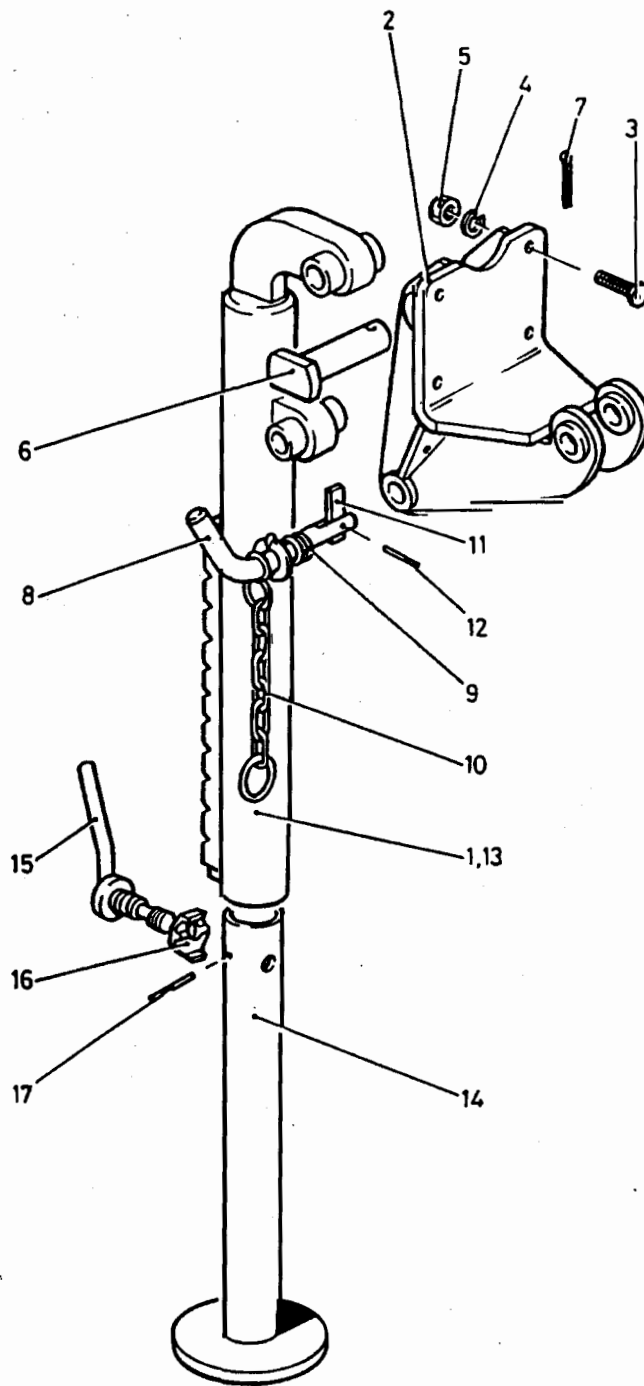



Fig 1 Rear Jack Assembly

PARTS LIST

Fig. No Item No	Army DMC NSCM NSN Part Number	Item Description and Annotations	No Off DofQ	ICY/ SMR	UCE/ UCA
1		REAR JACK ASSEMBLY - Contd. . SUPPORT LEG AND BRACKET ASSEMBLY - Contd.			
16	U0795 NP FV 2140262	. . WASHER, LOCATING	2 EA		
17	K0851 NP DEF STAN 53-83TABL E 1(C)	. . PIN, GROOVED, HEADLESS; STEEL; 3 MM ; 30MM LG	2 EA		



CHAPTER 2-2-5
PARTS LIST
TRAILER COUPLING ASSEMBLY

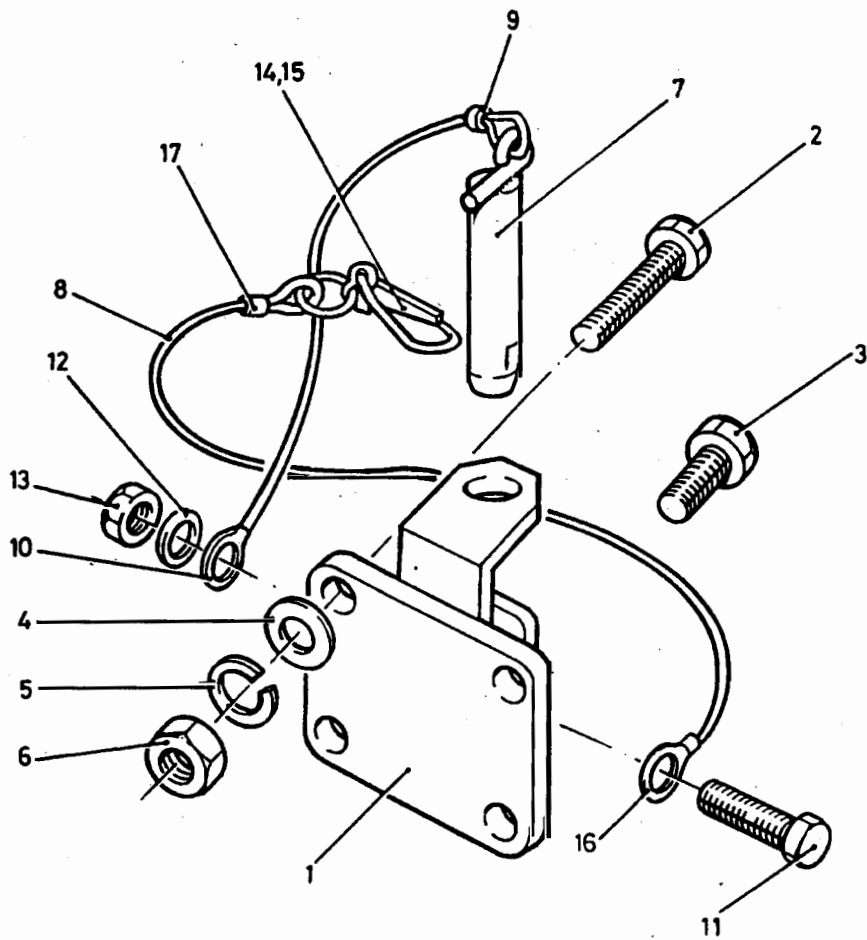


Fig 1 Trailer Coupling Assembly

PARTS LIST

Fig. N Item No	DMC NSCM	Army NSN Part Number	Item Description and Annotations	No Off DofQ	ICY/ SMR	UCE/ UCA
1						
0	6MT13 U0795	2540-99-521-3942 FV 666411	PINTLE ASSEMBLY,TOWING	REF EA		
1	7TR U0795	2540-99-793-8547 FV 666412	BRACKET ASSEMBLY,TOWING	1 EA		
2	G1 U3419	5306-99-941-0349 S16-112	BOLT,MACHINE;UNF;STEEL;HEX HD;1/2IN. X3-1/2IN.LG	2 EA		
3	G1 U3419	5306-99-941-0342 S16-105	BOLT,MACHINE;UNF;STEEL;HEX HD;1/2IN. X1-3/4IN.LG	2 EA		
4	U0795	NP BS3410 - 1/2IN.ID	WASHER,PLAIN;STEEL;1/2IN.ID	4 EA		
5	G1 U0795	5310-99-941-6658 FV 3202753ITEM51	WASHER,LOCK;STEEL;SPLIT HELICAL RING; 1/2IN.NOM BOLT SIZE;49/64IN.OD;1/8IN.THK	4 EA		
6	G1 U0795	5310-99-136-1518 FV 2003800ITEM49	NUT,PLAIN,HEXAGON;UNF;STEEL; 1/2IN.	4 EA		
7	9BTR U0795	2540-99-831-9828 FV 666413	PIN ASSEMBLY,TOWING	1 EA		
8	U0795	NP FV 861978 ITEM 2	CORD,BRAIDED;NYLON;DARK GREEN;1/8IN. DIA;BULK SUPPLY	AR EA		
9	K1793	NP HC1335	CONNECTOR,PARALLEL	1 EA		
10	K1793	NP HC5115	RING,TERMINAL	1 EA		
11	Z2 K7766	5305-99-941-8894 BS1981 TABLE 1610 U NF X 3/4	SCREW,CAP,HEXAGON HEAD;STEEL;ZINC PLATED W/ CHROMATE;UNF;NO.10;CLASS 2A THD;HEX HD;0.750IN.LG.	1 EA		
12	G1 U0795	5310-99-941-6653 FV 3202752 ITEM49	WASHER,LOCK;ST;SPLIT HELICAL RING; 0.198IN.HOLE DIA;0.330IN.OD;0.064IN.THK	1 EA		
13	G1 U0795	5310-99-941-2419 FV 2003800ITEM47	NUT,PLAIN,HEXAGON;UNF;STEEL; ZINC COATED;NO.10- 32;0.375IN.W A/F;0.130IN.H	1 EA		
14	9BTR U0795	2540-99-831-9830 FV 861978	PIN AND RING ASSEMBLY	1 EA		
15	6MT1 U0795	2540-99-766-8845 FV 862121	PIN AND SNAP RING ASSEMBLY	1 EA		

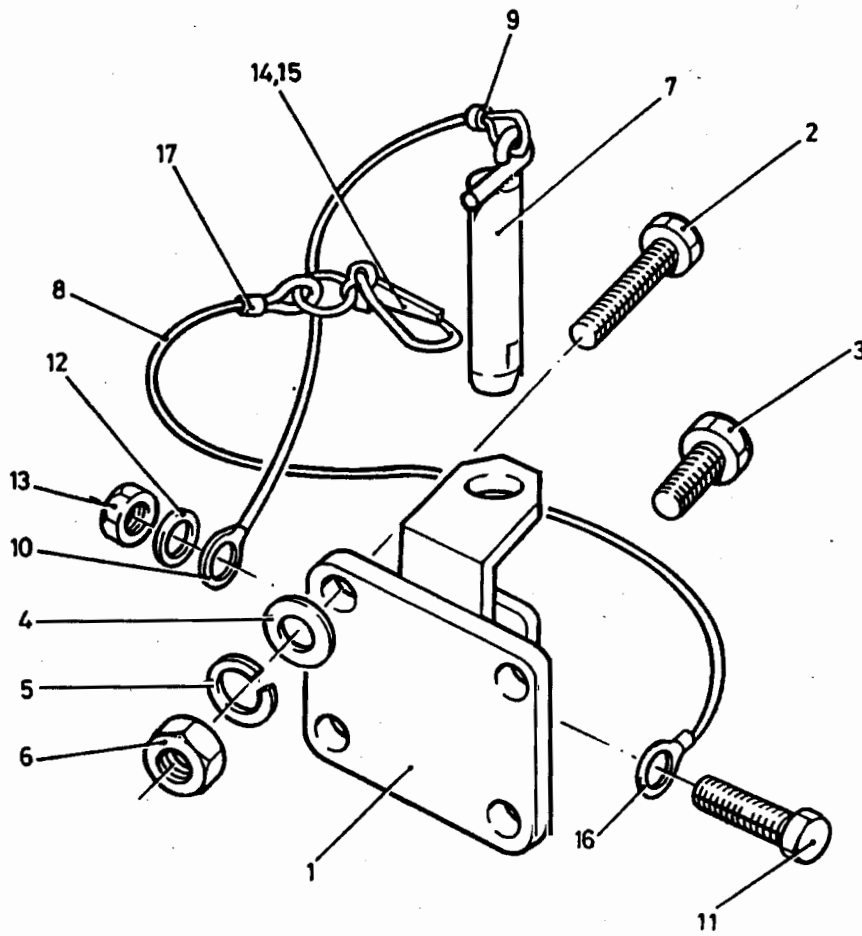



Fig 1 Trailer Coupling Assembly

PARTS LIST

Fig. No Item No	DMC NSCM	Army NSN Part Number	Item Description and Annotations	No Off DotQ	ICY/ SMR	UCE/ UCA
1			PINTLE ASSEMBLY, TOWING - Contd.			
16	K1793	NP HL11506	. PIN AND RING ASSEMBLY - Contd. . . TERMINAL, RING	1 EA		
17	K1793	NP HC1335	. . CONNECTOR, PARALLEL	1 EA		



**CHAPTER 2-2-6
PARTS LIST
HANDBRAKE ASSEMBLY**

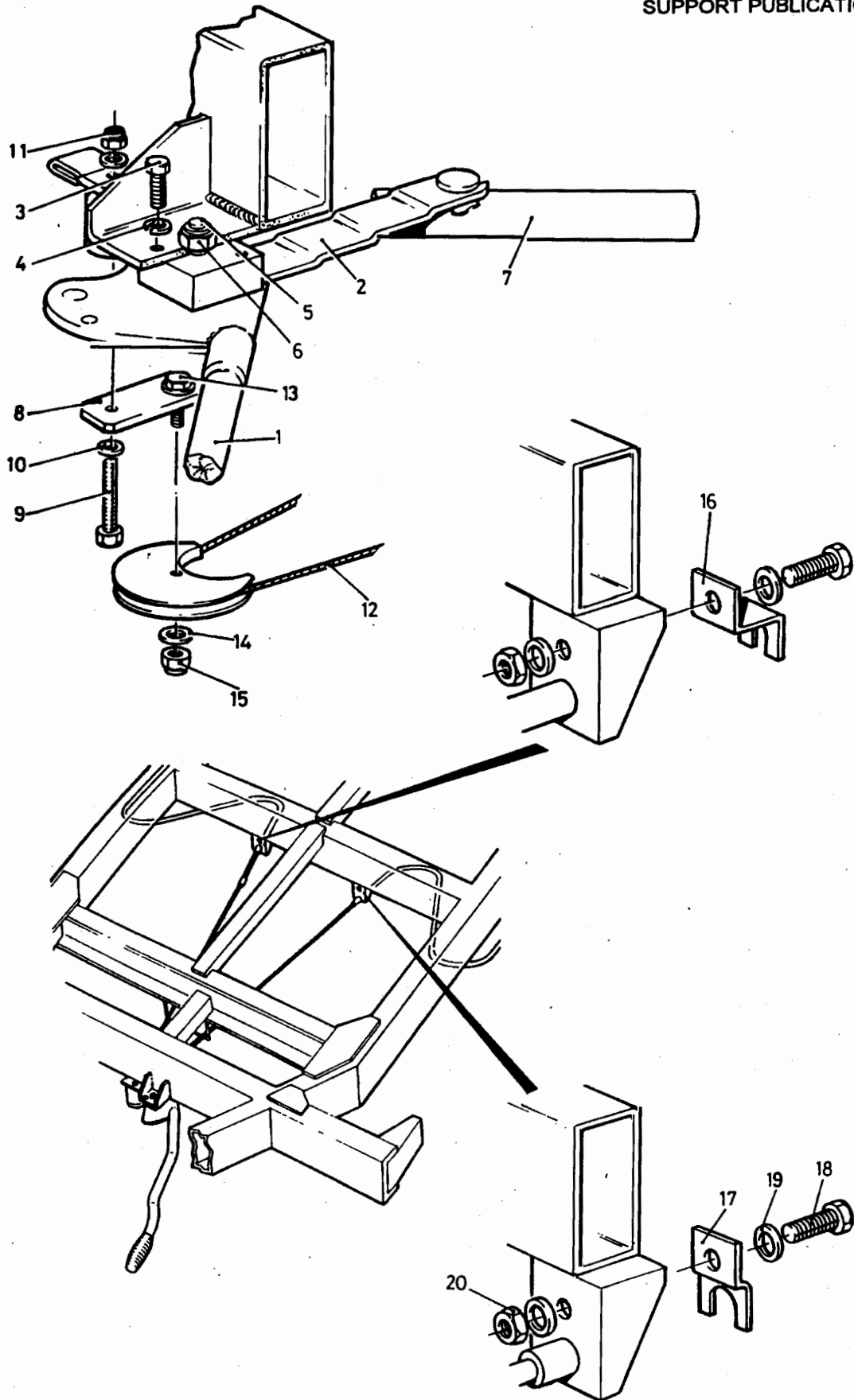


Fig 1 Handbrake Assembly

PARTS LIST

Fig. No Item No	Army DMC NSCM	NSN Part Number	Item Description and Annotations	No Off DoFQ	ICY/ SMR	UCE/ UCA
1						
0	U0795	NP FV 2140627	HANDBRAKE ASSEMBLY	REF EA		
1	6MT9 U0795	2530-99-598-7451 FV 2140633	LEVER, MANUAL CONTROL	1 EA		
2	U0795	NP FV 2168637	SUPPORT, HANDBRAKE	1 EA		
3	G1 U0795	5305-99-122-5366 FV 2068750 ITEM13	SCREW, MACHINE; ISO M; STEEL; HEX HD; ZINC PLATED; W/CHROMATE TREATMENT; M8X1.200MM PITCH; 20MM LG	2 EA		
4	G1 U0795	5310-99-135-9302 FV 2071292 ITEM50	WASHER, LOCK; STEEL; SPLIT HELICAL RING; CADMIUM PLATED; 8MM BOLT SIZE; 12.75MM OD; 2MM THK	2 EA		
5	7TR U0795	5306-99-125-8787 FV 2140611	BOLT MACHINE	1 EA		
6	U0795	NP BS4929 - NUTLOCKIN G M16	NUT, SELF- LOCKING, HEXAGON; STEEL; M16	1 EA		
7	U0795	NP H73195000406	SPRING ASSEMBLY	1 EA		
8	U0795	NP FV 2168636	LINK	1 EA		
9	G1 U1030	5306-99-122-5259 BH108141	BOLT, MACHINE; METRIC; STEEL; HEX HD; M8X70MM LG	1 EA		
10	G1 U0795	5310-99-122-6475 FV 3005776	WASHER, FLAT; ISO M; STEEL; RD; INC PLATED; RD HOLE; M8 NOM BOLT SIZE; 17MM NOM OD; 1.60MM NOM THK	2 EA		
11	U0795	NP BS4929 - NUTLOCKIN G M8	NUT, SELF- LOCKING, HEXAGON; METRIC; STEEL; PREVAILING TORQUE; M8	1 EA		
12	6MT9 K4629	2530-99-757-0923 6194542	CABLE AND CONDUIT ASSEMBLY VEHICULAR BRAKE	1 EA		
13	G1 U0795	5305-99-122-5367 FV 2003816 ITEM15	SCREW, MACHINE; ISO M; STEEL; HEX HD; ZINC PLATED; W/CHROMATE TREATMENT; M8X1.25MM PITCH; 25MM LG	1 EA		

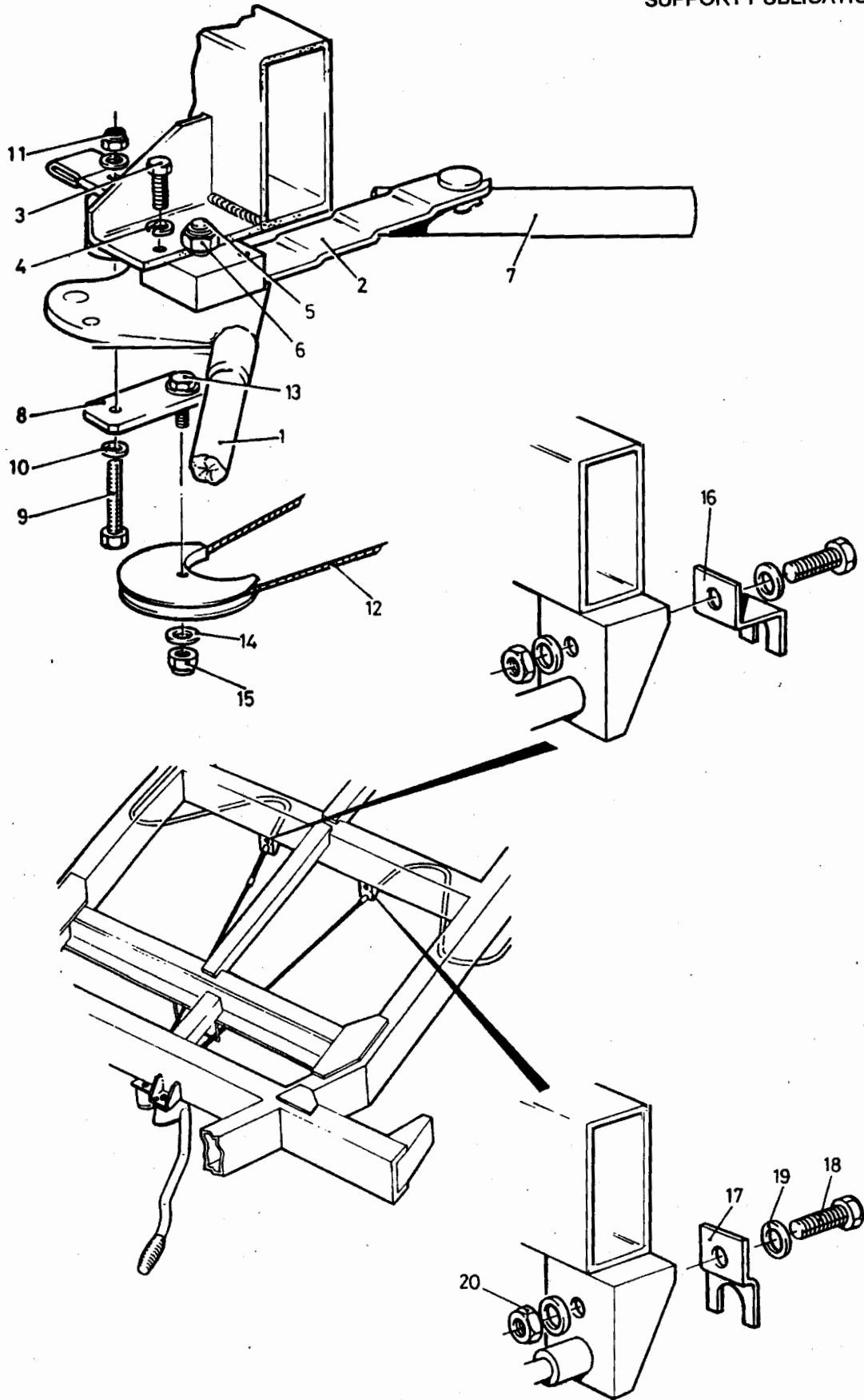



Fig 1 Handbrake Assembly

PARTS LIST

Fig. No Item No	DMC NSCM	Army NSN Part Number	Item Description and Annotations	NoOff DofQ	ICY/ SMR	UCE/ UCA
1						
14	G1 U0795	5310-99-122-6475 FV 3005776	HANDBRAKE ASSEMBLY - Contd. WASHER,FLAT;ISO M;STEEL;RD; INC PLATED; RD HOLE;M8 NOM BOLT SIZE;17MM NOM OD;1.60MM NOM THK	2 EA		
15	U0795	NP BS4929 - NUTLOCKIN G M8	NUT,SELF- LOCKING,HEXAGON;METRIC; STEEL ;PREVAILING TORQUE;M8	1 EA		
16	U0795	NP FV 2168634	CLAMP,CABLE	1 EA		
17	U0795	NP FV 2168635	CLAMP,CABLE	1 EA		
18	G1 U0795	5305-99-122-5361 FV 2003800ITEM41	SCREW,MACHINE,ISO M;STEEL;HEX HD; ZINC PLATED;6MM DIA.X1.00MM PITCH; 20MM FASTENER LG;20MM THD; CLASS 6G THD;GRADE 8.8	2 EA		
19	U0795	NP BS4320 - FLAT M6	WASHER,FLAT;M6	4 EA		
20	U0795	NP BS4929 - NUTLOCKIN G M6	NUT,SELF- LOCKING,HEXAGON;METRIC; STEEL ;PREVAILING TORQUE;M6	2 EA		



CHAPTER 2-2-7
PARTS LIST
FRONT PROP ASSEMBLY

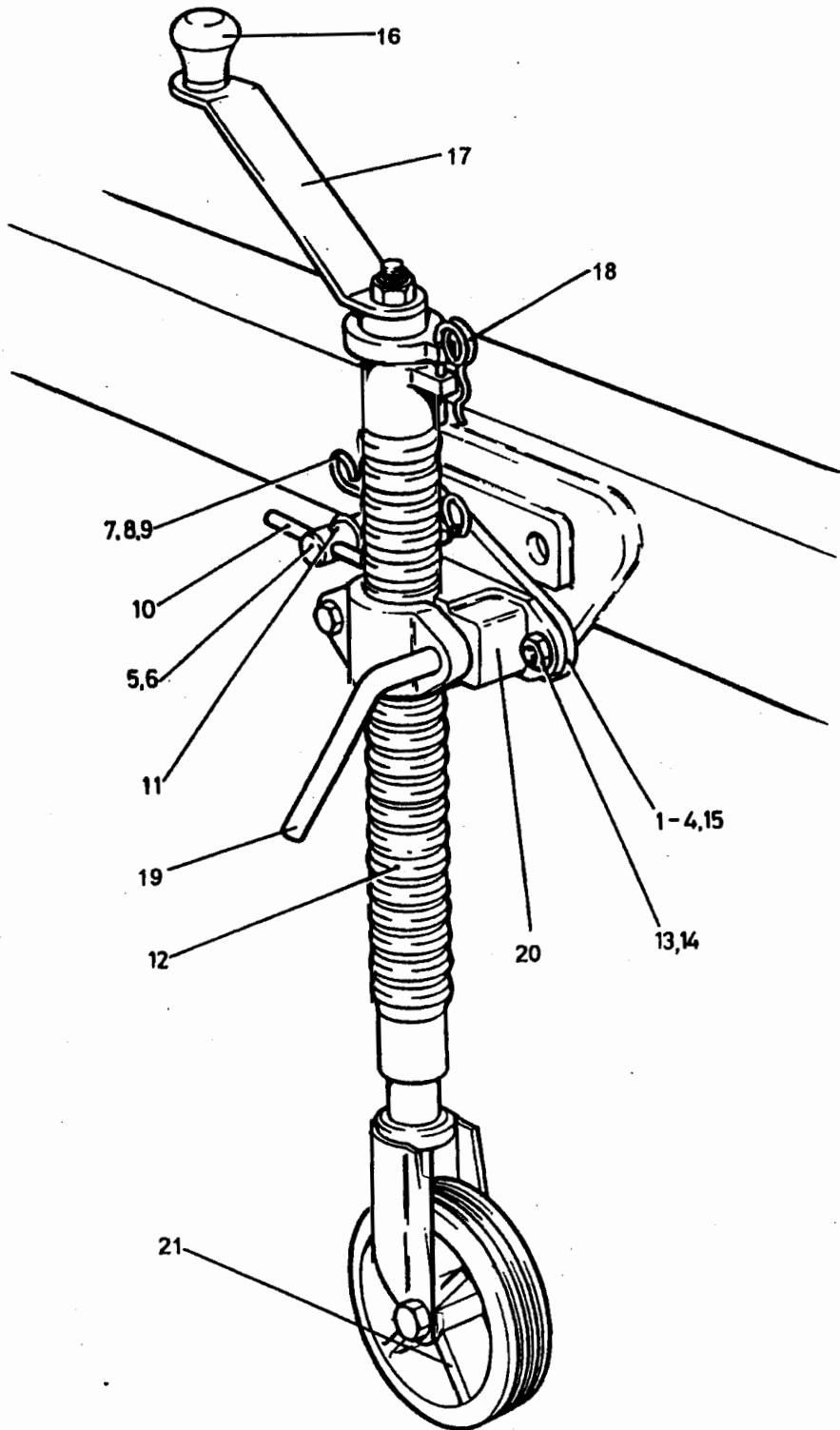


Fig 1 Front Prop Assembly

PARTS LIST

Fig. No Item No	DMC NSCM	Army NSN Part Number	Item Description and Annotations	NoOf DofQ	ICY/ SMR	UCE/ UCA
1	0	7TR 2530-99-360-4418 U0795 FV 2140720	STAND ASSEMBLY,RETRACTABLE,WHEELED , HEIGHT ADJUSTABLE,MOUNTED ON CASTOR WHEEL,LOCKABLE IN 2 POSITIONS	REF EA		
	1	NP U0795 FV 2140721	. PIVOT ASSEMBLY	1 EA		
NI	2	NP U0795 FV 2140723	. WASHER	1 EA		
NI	3	NP K0798 569001128	. NUT,SELF-LOCKING,HEXAGON;M24	1 EA		
	4	7TR 2530-99-325-0113 U0795 FV 2140724	. ASSEMBLY,PIVOT PLATE;PIVOT FOR FRONT RETRACTABLE WHEEL	1 EA		
	5	7TR 5315-99-300-7878 U0795 FV 2140726	. PIN,STRAIGHT,HEADED;FLAT CHAMFER HD; ZINC PLTD;12 MM DIA;85 MM LG	1 EA		
NI	6	G1 5360-99-522-8779 U0795 FV 2140727	. SPRING,HELICAL,COMPRESSION	1 EA		
	7	NP U0795 FV 2140728	. CLIP,SPRING	1 EA		
NI	8	NP U0795 RISTS TYPE 2	. CORD;GREEN;2.38MM DIA	AR EA		
NI	9	NP K1793 HC1335	. CONNECTOR,PARALLEL	2 EA		
	10	7TR 5340-99-192-4748 U0795 FV 2140725	. HANDLE,MANUAL CONTROL; USED ON PIVOT ASSEMBLY ON FRONT RETRACTABLE WHEEL	1 EA		
	11	G1 5315-99-139-7210 U0724 11063011	. PIN,SPRING;4MM DIA.X30MM LG	1 EA		
	12	7TR 5120-99-701-6116 U0795 FV 2140722	. JACK,LEVELING-SUPPORT	1 EA		
	13	G1 5310-99-122-6479 K6451 961-27-016	. WASHER,FLAT;M16	2 EA		
	14	NP K0798 569001125	. NUT,SELF-LOCKING,HEXAGON;M16	2 EA		
NI	15	46MT1 4730-99-943-9377 U0795 FV 450983	. LUBRICATING NIPPLE;3/8IN.UNF	1 EA		

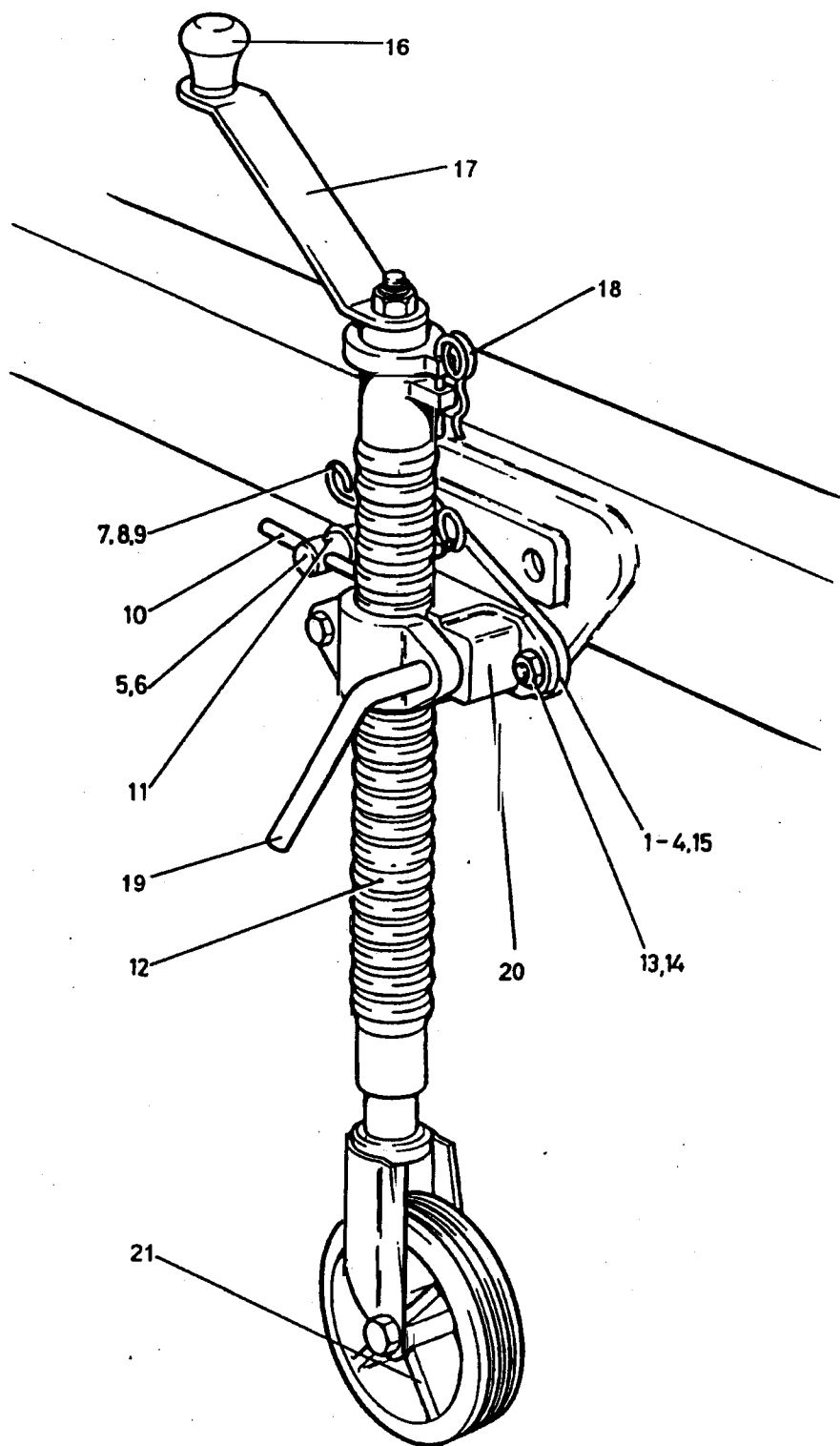



Fig 1 Front Prop Assembly

PARTS LIST

Fig. No Item No	DMC NSCM	Army NSN Part Number	Item Description and Annotations	NoOff DofQ	ICY/ SMR	UCE/ UCA
1			STAND ASSEMBLY,RETRACTABLE,WHEELED , HEIGHT ADJUSTABLE,MOUNTED ON CASTOR WHEEL,LOCKABLE IN 2 POSITIONS - Contd.			
16	7MTE K6226	5355-99-362-7782 KIT 142	. KNOB	1 EA		
17	7MTE K6226	1740-99-110-1984 KIT 164	. HANDLE	1 EA		
18	7MTE K6226	1740-99-234-3460 KIT 153	. CHAIN	1 EA		
19	W2 K6226	2530-99-767-0976 P01282001400	. CLAMP,HANDLE	1 EA		
20	7MTE K6226	1740-99-051-6827 P303N	. BRACKET	1 EA		
21	6MT14 K6226	1650-99-811-4500 KIT 3623	. WHEEL,SOLID RUBBER TYRE	1 EA		



CHAPTER 2-3
PARTS LIST
ELECTRICAL SYSTEM

CONTENTS

Chapter


2-3	ELECTRICAL SYSTEM
2-3-1	ELECTRICAL, REYNOLDS-BOUGHTON & UNIVERSAL TRAILERS LTD
2-3-2	ELECTRICAL, VIKING TRAILERS LTD

INTENTIONALLY LEFT BLANK

Fig 1 Electrical System

PARTS LIST

Fig. No Item No	DMC NSCM	Army NSN Part Number	Item Description and Annotations	NoOff DotQ	ICY/ SMR	UCE/ UCA
1 NI 0		NP	ELECTRICAL SYSTEM	REF EA		
NI 1		NP	ELECTRICAL, REYNOLDS- BOUGHTON & UNIVERSAL TRAILERS LTD (SEE CHAPTER 2- 3-1)	REF EA		A-C—
NI 2		NP	ELECTRICAL, VIKING TRAILERS LTD (SEE CHAPTER 2-3-2)	REF EA		-B—



CHAPTER 2-3-1

PARTS LIST

**ELECTRICAL, REYNOLDS-BOUGHTON &
UNIVERSAL TRAILERS LTD**

CONTENTS

Chapter


2-3-1	ELECTRICAL, REYNOLDS-BOUGHTON & UNIVERSAL TRAILERS LTD
2-3-1-1	ELECTRICAL SYSTEM, REYNOLDS-BOUGHTON & UNIVERSAL TRAILERS LTD
2-3-1-2	WIRING HARNESS, REYNOLDS-BOUGHTON & UNIVERSAL TRAILERS LTD

INTENTIONALLY LEFT BLANK

Fig 1 Electrical, Reynolds-Boughton & Universal Trailers Ltd

PARTS LIST

Fig. No Item No	DMC NSCM	Army NSN Part Number	Item Description and Annotations	NoOff DofQ	ICY/ SMR	UCE/ UCA
1 NI 0		NP	ELECTRICAL, REYNOLDS- BOUGHTON & UNIVERSAL TRAILERS LTD	REF EA		A-C—
NI 1	U0795	NP FV 2168665	ELECTRICAL SYSTEM, REYNOLDS- BOUGHTON & UNIVERSAL TRAILERS LTD (SEE CHAPTER 2- 3-1-1)	REF EA		A-C—
NI 2		NP	WIRING HARNESES, REYNOLDS- BOUGHTON & UNIVERSAL TRAILERS LTD (SEE CHAPTER 2- 3-1-2)	REF EA		A-C—



CHAPTER 2-3-1-1

PARTS LIST

**ELECTRICAL SYSTEM,
REYNOLDS-BOUGHTON & UNIVERSAL
TRAILERS LTD**

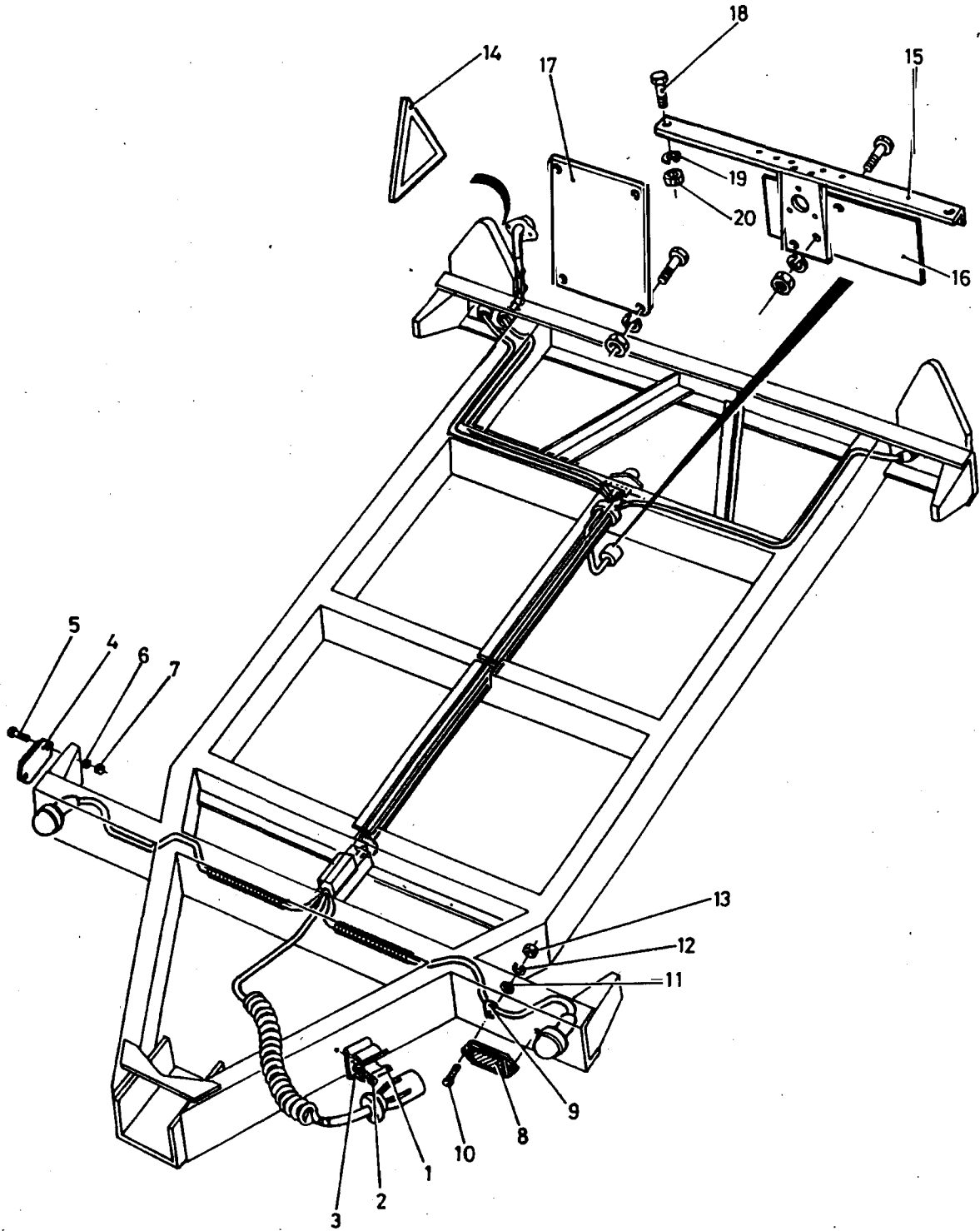


Fig 1 Electrical System

PARTS LIST

Fig. No Item No	Army DMC NSCM	NSN Part Number	Item Description and Annotations	No Off DofQ	ICY/ SMR	UCE/ UCA
1 NI 0	U0795	NP FV 2168665	ELECTRICAL SYSTEM, REYNOLDS- BOUGHTON & UNIVERSAL TRAILERS LTD	REF EA		A-C---
1	9BTR U0795	5340-99-874-2272 FV 556226	. CLIP, SPRING, TRAILER SOCKET; STEEL; CD PLATED; 2-1/2 IN. ID	1 EA		A-C---
2	G1 U0795	5305-99-941-0511 FV 2164615/23	. SCREW, MACHINE; UNF; STEEL; HEX HD; ZN COATED; 1/4 IN. X 1/2 IN. LG	2 EA		A-C---
3	G1 U0795	5310-99-941-6654 FV 2164615/27	. WASHER, LOCK; ST; SPLIT HELICAL RING; 0.273 IN. ID; 0.425 IN. OD; 0.072 IN. MTL THK	2 EA		A-C---
4	6MT3 K1078	9905-99-829-6743 77-02-00	. REFLECTOR, INDICATING, CLEARANCE; AMBER LENS; BLACK HOUSING; 140 MM MAX LG; 51 MM W; 12 MM O/A W	4 EA		A-C---
5	Z2 K7766	5305-99-941-8894 BS1981 TABLE 1610 U NF X 3/4	. SCREW, CAP, HEXAGON HEAD; STEEL; ZINC PLATED W/ CHROMATE; UNF; NO. 10; CLASS 2A THD; HEX HD; 0.750 IN. LG.	8 EA		A-C---
6	G1 U0795	5310-99-941-6653 FV 3202752 ITEM49	. WASHER, LOCK; ST; SPLIT HELICAL RING; 0.198 IN. HOLE DIA; 0.330 IN. OD; 0.064 IN. THK	8 EA		A-C---
7	G1 U0795	5310-99-941-2419 FV 2003800 ITEM47	. NUT, PLAIN, HEXAGON; UNF; STEEL; ZINC COATED; NO. 10- 32; 0.375 IN. W A/F; 0.130 IN. H	8 EA		A-C---
8	6MT3 K1078	9905-99-633-5308 77-03-00	. REFLECTOR, INDICATING, CLEARANCE; CLEAR LENS; RECTANGULAR PLASTICS; REFLEX TYPE	2 EA		A-C---
9	Z88 K7817	5340-99-728-0559 3327	. CLAMP, LOOP; 7/16 IN. NOM DIA; BLACK	2 EA		A-C---
10	Z2 K7766	5305-99-941-8895 BS1981 TABLE 1610 U NF X 1	. SCREW, MACHINE; UNF; STEEL; HEX HD; ZN COATED; NO. 10 X 1 IN. LG	4 EA		A-C---
11	U0795	NP BS3410 - No. 10	. WASHER, PLAIN; UNF; STEEL; NO. 10	2 EA		A-C---
12	G1 U0795	5310-99-941-6653 FV 3202752 ITEM49	. WASHER, LOCK; ST; SPLIT HELICAL RING; 0.198 IN. HOLE DIA; 0.330 IN. OD; 0.064 IN. THK	4 EA		A-C---
13	G1 U0795	5310-99-941-2419 FV 2003800 ITEM47	. NUT, PLAIN, HEXAGON; UNF; STEEL; ZINC COATED; NO. 10- 32; 0.375 IN. W A/F; 0.130 IN. H	4 EA		A-C---
14	6MT3 K1078	9905-99-206-6267 71-03-00	. REFLECTOR, INDICATING, CLEARANCE; TRIANGULAR; PLASTICS.	2 EA		A-C---

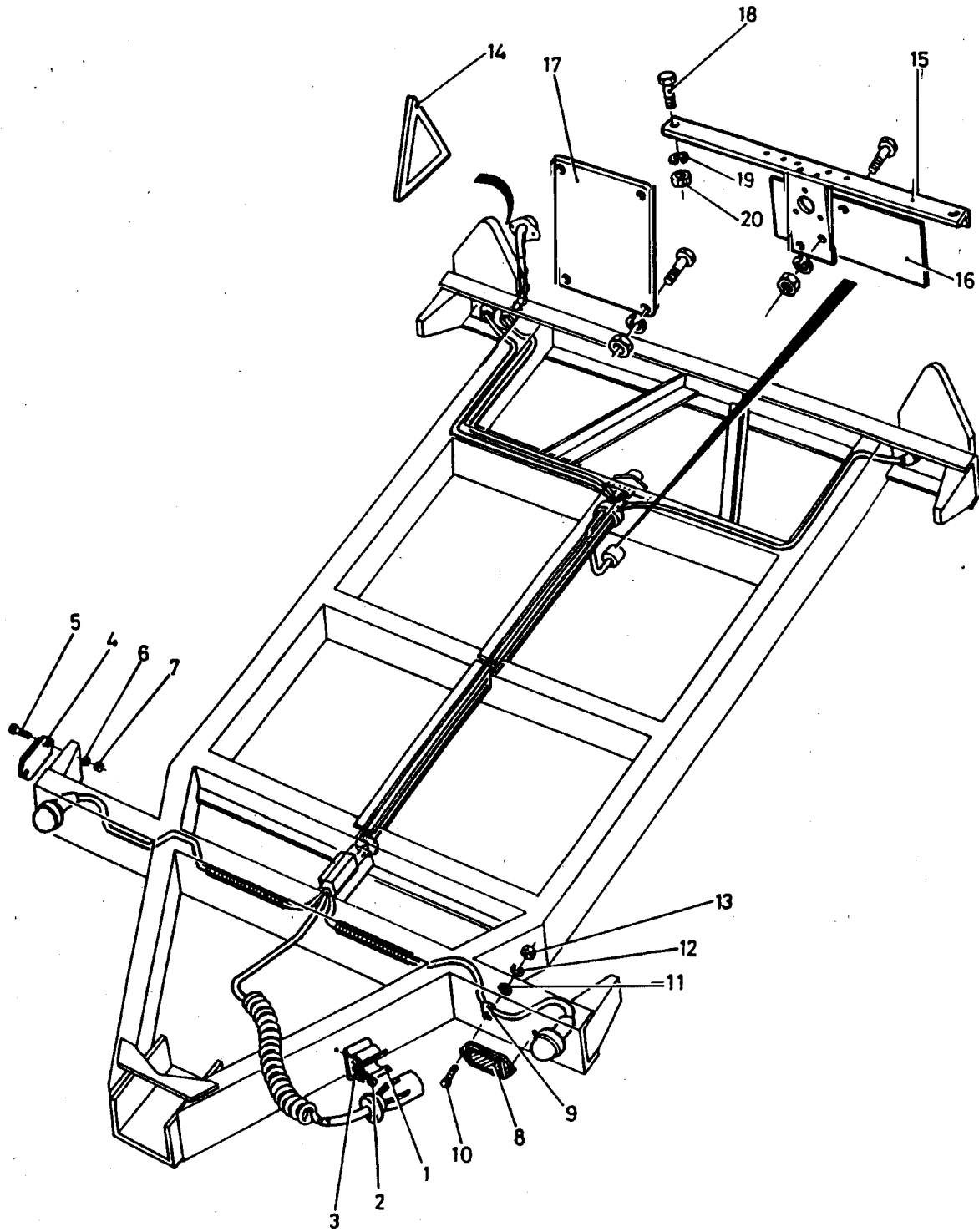


Fig 1 Electrical System

PARTS LIST

Fig. No Item No	Army DMC NSCM	NSN Part Number	Item Description and Annotations	NoOff DofQ	ICY/ SMR	UCE/ UCA
1			ELECTRICAL SYSTEM, REYNOLDS- BOUGHTON & UNIVERSAL TRAILERS LTD - Contd.			
15	9BTR U0795	2590-99-832-1587 FV 861714	. BRACKET, CONVOY PLATE	1 EA		A-C—
16	U0795	NP FV 501292	. PLATE, CONVOY	1 EA		A-C—
17	U0795	NP FV 607197	. PLATE, NUMBER	1 EA		A-C—
18	G1 U0795	5305-99-941-0513 FV 2164615/24	. SCREW, MACHINE; 0.250-28 UNF; STEEL; HEX HD; ZN PLATED; 3/4 IN. LG	8 EA		A-C—
19	G1 U0795	5310-99-941-6654 FV 2164615/27	. WASHER, LOCK; ST; SPLIT HELICAL RING; 0.273 IN. ID; 0.425 IN. OD; 0.072 IN. MTL THK	8 EA		A-C—
20	G1 U0795	5310-99-941-0924 FV 558811 ITEM12	. NUT, PLAIN, HEXAGON; 1/4-28 UNF; STEEL; ZN PLATED; 0.438 IN. W A/ F; 0.224 IN. H	8 EA		A-C—

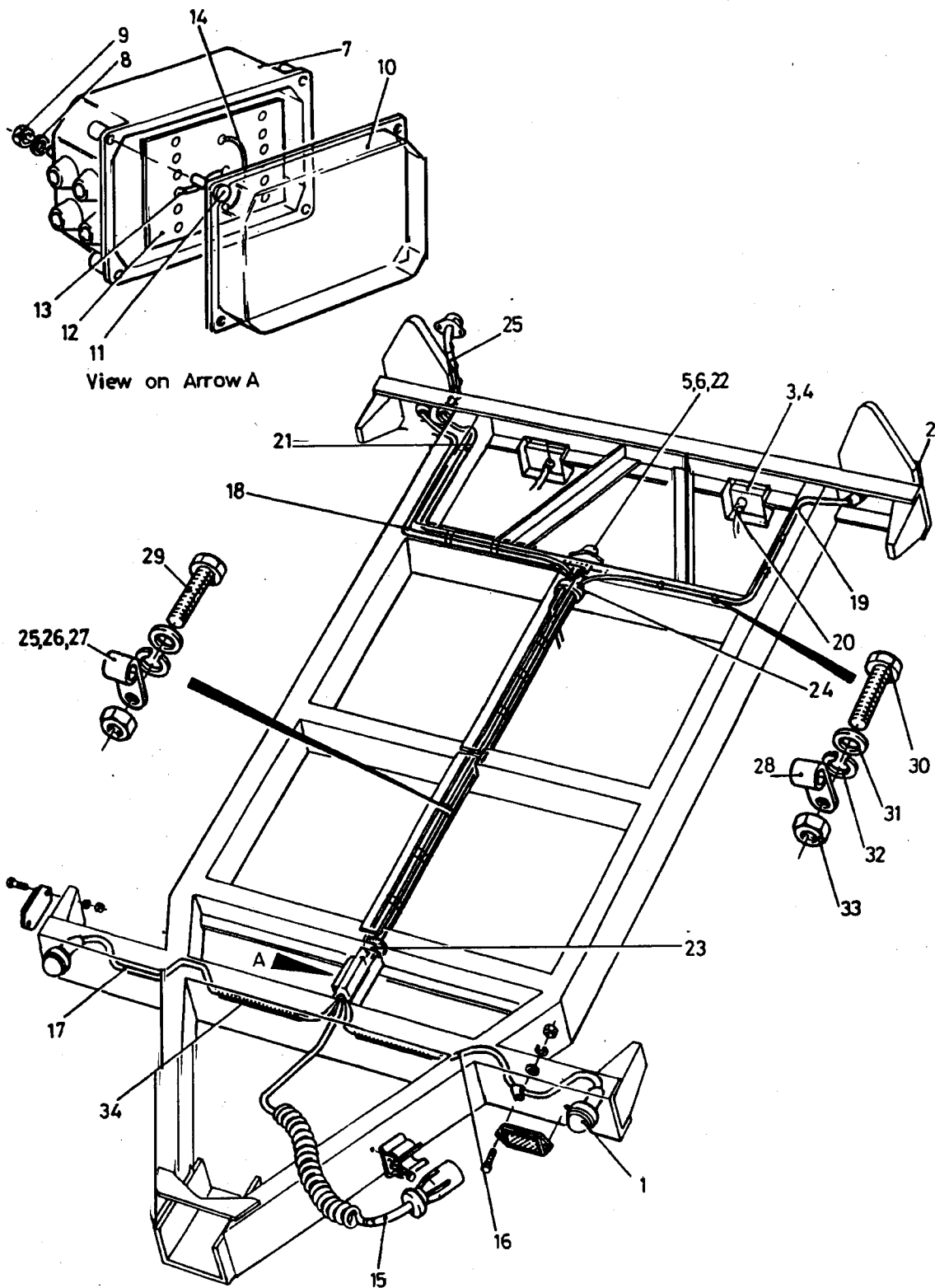
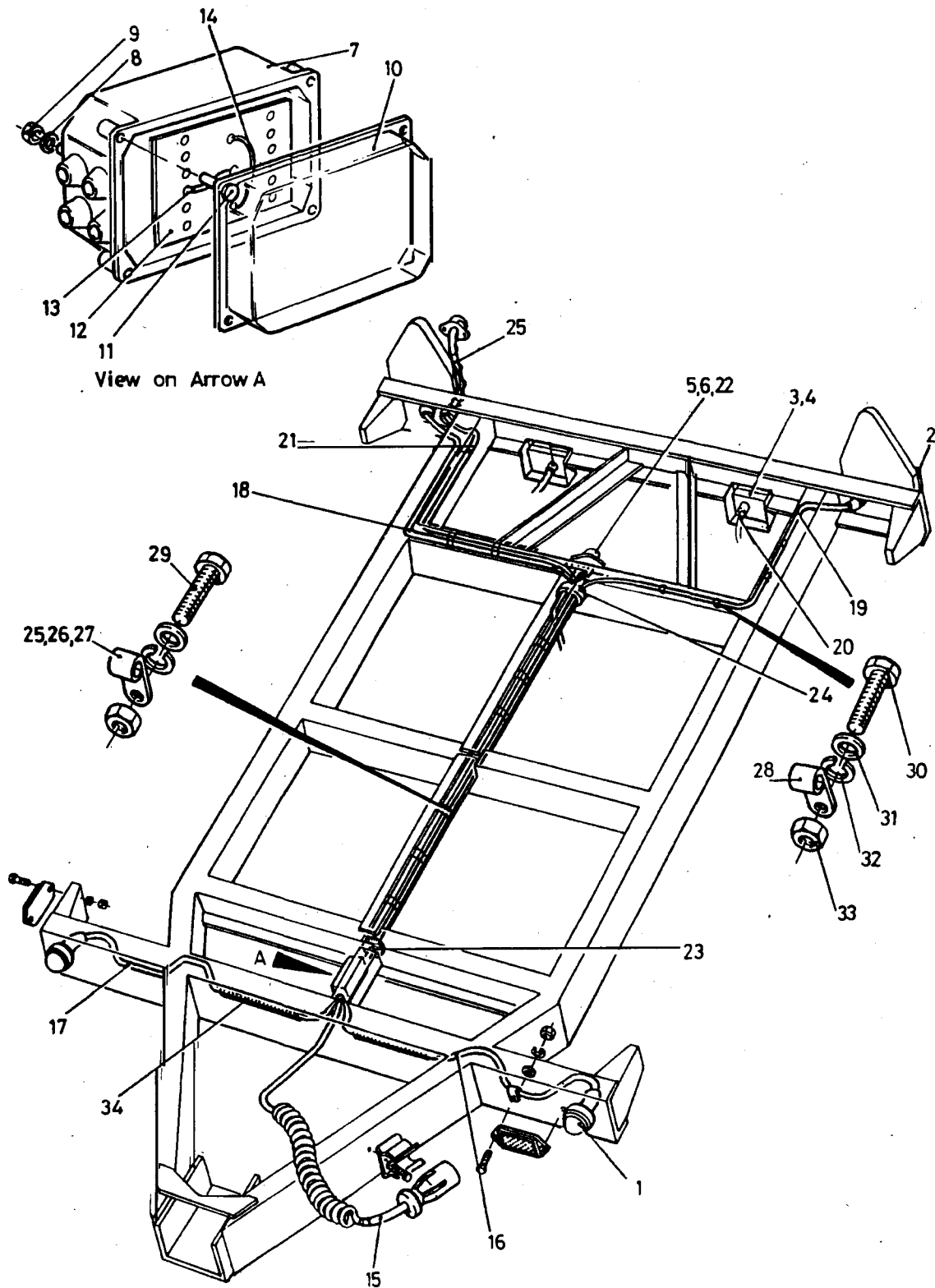


Fig 2 Electrical System

PARTS LIST

Fig. No Item No	DMC NSCM	Army NSN Part Number	Item Description and Annotations	NoOff DofQ	ICY/ SMR	UCE/ UCA
2 NI 0	U0795	NP FV 2168665	ELECTRICAL SYSTEM, REYNOLDS- BOUGHTON & UNIVERSAL TRAILERS LTD	REF EA		A-C—
1	6MT3 K1078	6220-99-764-2017 50-04-10	. LIGHT, MARKER, CLEARANCE	2 EA		A-C—
2	O D8095	6220-12-151-4411 2SD 001 698-00	. STOP LIGHT-TAIL LIGHT, VEHICULAR	2 EA		A-C—
3	6MT3 D8095	6220-12-152-8600 2NE 002 481-01	. LAMP, FOG REARGUARD	2 EA		A-C—
4	D8095	NP BS3692 - M8 X12MM L G	. BOLT; M8 BY 12MM LG	4 EA		A-C—
5	6MT3 D8095	6220-12-138-3986 2KA 001 324-04	. LIGHT, UTILITY, VEHICULAR	2 EA		A-C—
NI 6	K1078	NP BS3692 - SCREWM6	. SCREW; M6	4 EA		A-C—
7	6MT4 K1078	5940-99-780-6129 111/07/04	. TERMINAL BOX; W/LOCK WASHER AND NUT	1 EA		A-C—
8	U0795	NP BS4320 - LOCK M6	. WASHER, LOCK; M6	2 EA		A-C—
9	K1078	NP BS3692 - NUT M6	. NUT; M6	2 EA		A-C—
10	K1078	NP 3144	. LID ASSEMBLY	1 EA		A-C—
11	K1078	NP 3123	. RETAINER; PACK OF 100	4 EA		A-C—
12	K1078	NP 2853	. TERMINAL BOARD; 15 STUD TERMINALS	1 EA		A-C—
13	U0795	NP FV 2168675	. CABLE ASSEMBLY; LINK STUDS 8 AND 12 (SEE CHAPTER 2-3-1-2)	1 EA		A-C—
14	U0795	NP FV 2168674	. CABLE ASSEMBLY; LINK STUDS 7 AND 9 (SEE CHAPTER 2-3-1-2)	1 EA		A-C—
15	U0795	NP FV 2168666	. WIRING HARNESS; MAIN INPUT (SEE CHAPTER 2-3-1-2)	1 EA		A-C—



PARTS LIST

Fig. No Item No	DMC NSCM	Army NSN Part Number	Item Description and Annotations	NoOf DofQ	ICY/ SMR	UCE/ UCA
2			ELECTRICAL SYSTEM, REYNOLDS-BOUGHTON & UNIVERSAL TRAILERS LTD - Contd.			
16	U0795	NP FV 2168670	CABLE ASSEMBLY; L H FRONT SIDE (SEE CHAPTER 2-3-1-2)	1 EA		A-C—
17	U0795	NP FV 2168669	CABLE ASSEMBLY; R H FRONT SIDE (SEE CHAPTER 2-3-1-2)	1 EA		A-C—
18	U0795	NP FV 2168667	CABLE ASSEMBLY; R H STOP; TAIL; TURN (SEE CHAPTER 2-3-1-2)	1 EA		A-C—
19	U0795	NP FV 2168668	CABLE ASSEMBLY; L H STOP; TAIL; TURN (SEE CHAPTER 2-3-1-2)	1 EA		A-C—
20	U0795	NP FV 2168671	CABLE ASSEMBLY; FOG LIGHT (SEE CHAPTER 2-3-1-2)	2 EA		A-C—
21	U0795	NP FV 2168672	CABLE ASSEMBLY; NUMBER PLATE LIGHT (SEE CHAPTER 2-3-1-2)	1 EA		A-C—
NI 22	U0795	NP FV 2168673	CABLE ; CONVOY LIGHT (SEE CHAPTER 2-3-1-2)	1 EA		A-C—
23	H9 K0056	5325-99-942-3499 S1C3717-150	GROMMET, RUBBER; 1-1/ 2IN. DIA; 5/32IN. SLOT	2 EA		A-C—
24	H9 K4556	5325-99-942-3466 42277-532-00-0	GROMMET, RUBBER; 1IN. DIA; 5/ 32IN. SLOT	1 EA		A-C—
25	Z88 K7817	5340-99-728-0559 3327	CLAMP, LOOP; 7/16IN. NOM DIA; BLACK	6 EA		A-C—
26	6MT1 K7817	5340-99-618-7819 3340	CLAMP, LOOP; 1IN. NOM DIA	5 EA		A-C—
27	Z88 K7817	5340-99-728-0563 3330	CLAMP, LOOP; 5/8IN. NOM DIA	7 EA		A-C—
28	U0795	NP 3334	CLAMP, LOOP; 7/8IN. NOM DIA	6 EA		A-C—
29	G1 K8525	5305-99-941-6190 2-00-00049	SCREW, MACHINE; UNF; STEEL; HEX HD; ZN PLATED; NO. 10X1/2IN. LG	12 EA		A-C—
30	Z2 K7766	5305-99-941-8894 BS1981 TABLE 1610 U NF X 3/4	SCREW, CAP, HEXAGON HEAD; STEEL; ZINC PLATED W/ CHROMATE; UNF; NO. 10; CLASS 2A THD; HEX HD; 0.750IN. LG.	12 EA		A-C—

2330-C-500-711

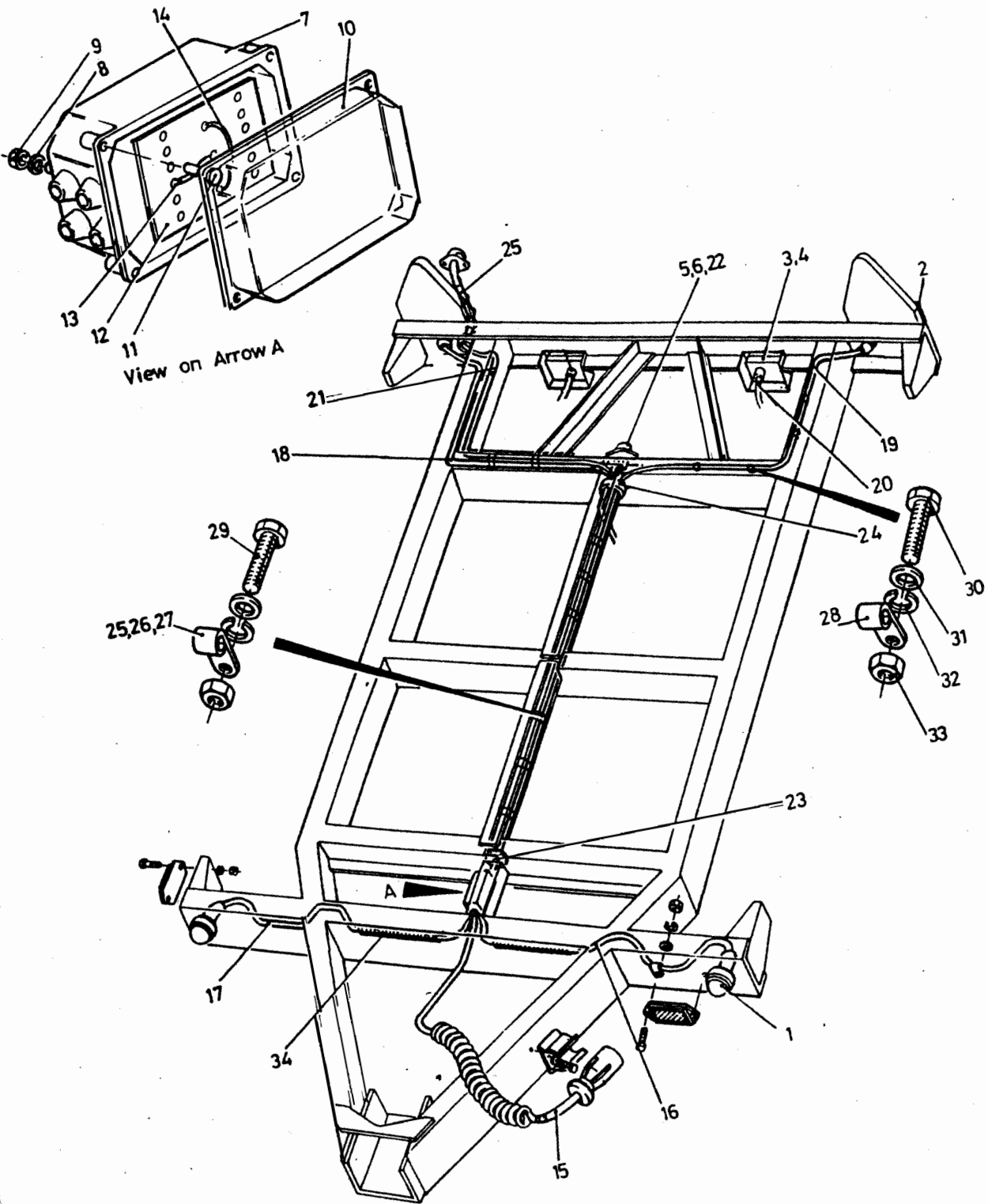


Fig 2 Electrical System

Dec 97

PARTS LIST

Fig. No Item No	Army DMC NSCM	NSN Part Number	Item Description and Annotations	No Off Dot Q	ICY/ SMR	UCE/ UCA
2			ELECTRICAL SYSTEM, REYNOLDS- BOUGHTON & UNIVERSAL TRAILERS LTD - Contd.			
31	U0795	NP BS3410 - No.10	WASHER,PLAIN;UNF;STEEL;NO.10	24 EA		A-C----
32	G1 U0795	5310-99-941-6653 FV 3202752 ITEM49	WASHER,LOCK;ST;SPLIT HELICAL RING; 0.198IN.HOLE DIA;0.330IN.OD;0.064IN.THK	24 EA		A-C---
33	G1 U0795	5310-99-941-2419 FV 2003800ITEM47	NUT,PLAIN,HEXAGON;UNF;STEEL; ZINC COATED;NO.10- 32;0.375IN.W A/F;0.130IN.H	16 EA		A-C---
34	Z42 U7784	5975-99-496-0801 NC12	CONDUIT,NONMETALIC,FLEXIBLE; 11;NYLON	AR EA		A-C---

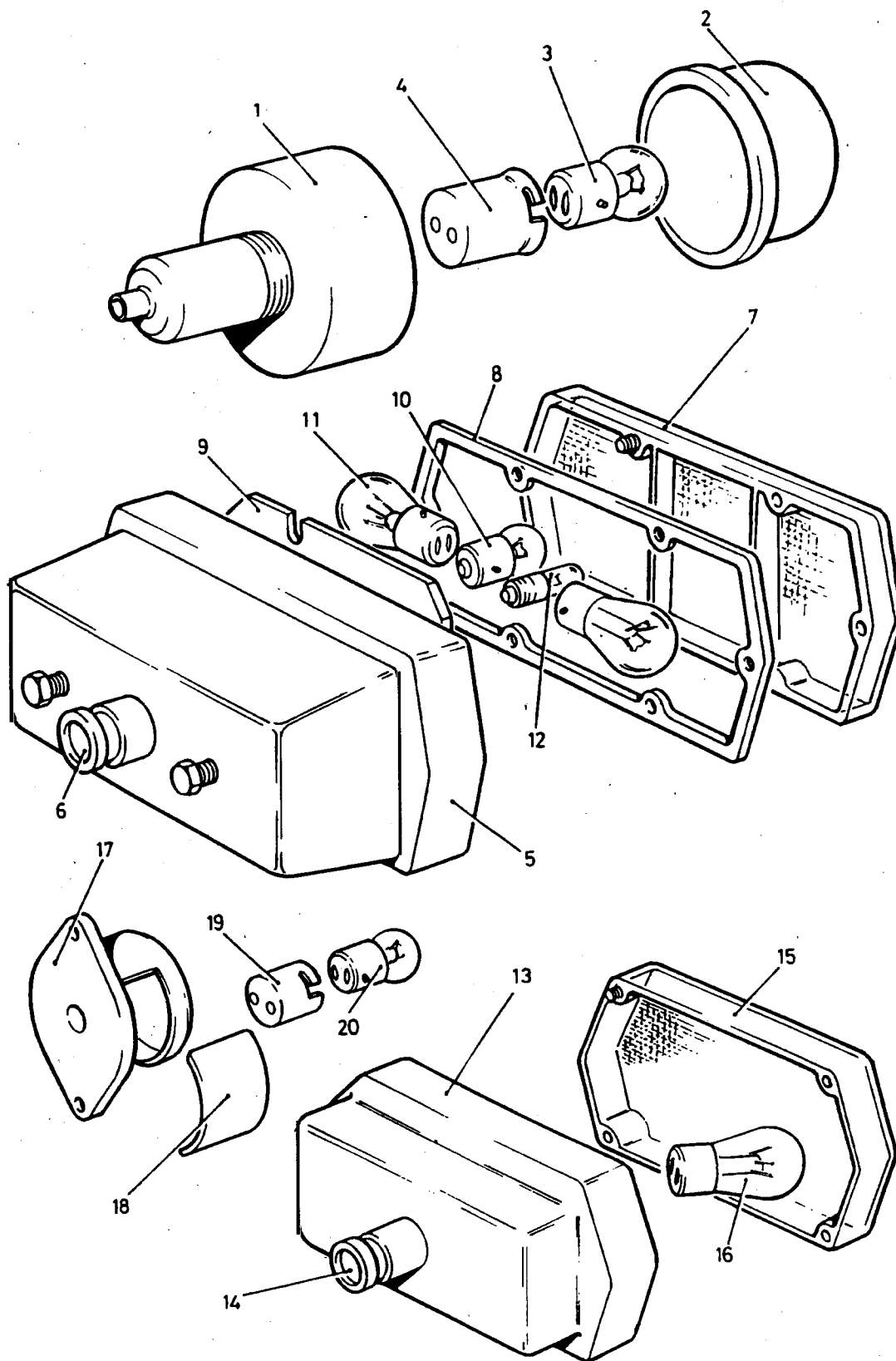


Fig 3 Electrical System

PARTS LIST

Fig. No Item No	DMC NSCM	Army NSN Part Number	Item Description and Annotations	NoOff DofQ	ICY/ SMR	UCE/ UCA
3 NI 0	U0795	NP FV 2168665	ELECTRICAL SYSTEM, REYNOLDS- BOUGHTON & UNIVERSAL TRAILERS LTD	REF EA		A-C—
1	6MT3 K1078	6220-99-764-2017 50-04-10	. LIGHT, MARKER, CLEARANCE	2 EA		A-C—
2	6MT3 K1078	6220-99-739-0157 1231	. LENS; WHITE	1 EA		A-C—
3	X5 K1078	6240-99-995-2253 2360	. LAMP, FILAMENT; 24V; 6W; GLOBULAR; 32.50-MM LG; 18.0-MM BULB DIA.	2 EA		A-C—
4	7TR D8095	6250-99-739-0158 1553	. LAMP HOLDER	1 EA		A-C—
5	O D8095	6220-12-151-4411 2SD 001 698-00	. STOP LIGHT-TAIL LIGHT, VEHICULAR	2 EA		A-C—
6	D8095	NP PG11	. GLAND, CABLE	1 EA		A-C—
7	6MT3 D8095	6220-12-151-4412 9EL 104 544-00	. LENS, LIGHT	1 EA		A-C—
8	D8095	NP 9GD 104 543-001	. SEAL	1 EA		A-C—
9	7VO S3465	5340-99-980-8549 99 9901-146	. DAMPER	1 EA		A-C—
10	X5 D8220	6240-12-173-4824 9627	. LAMP, INCANDESCENT; 24V; 5W	4 EA		A-C—
11	X5 D8220	6240-12-173-4827 9511	. LAMP, INCANDESCENT; 24V; 21W	4 EA		A-C—
12	O D8220	6240-12-120-7952 3797	. LAMP, INCANDESCENT; 24V; 2W	2 EA		A-C—
13	6MT3 D8095	6220-12-152-8600 2NE 002 481-01	. LAMP, FOG REARGUARD	2 EA		A-C—
14	D8095	NP PG11	. GLAND, CABLE	1 EA		A-C—
15	6MT3 D8095	6220-12-164-7718 9EL 111 600-00	. LENS, LIGHT	1 EA		A-C—
16	X5 D8220	6240-12-173-4827 9511	. LAMP, INCANDESCENT; 24V; 21W	2 EA		A-C—

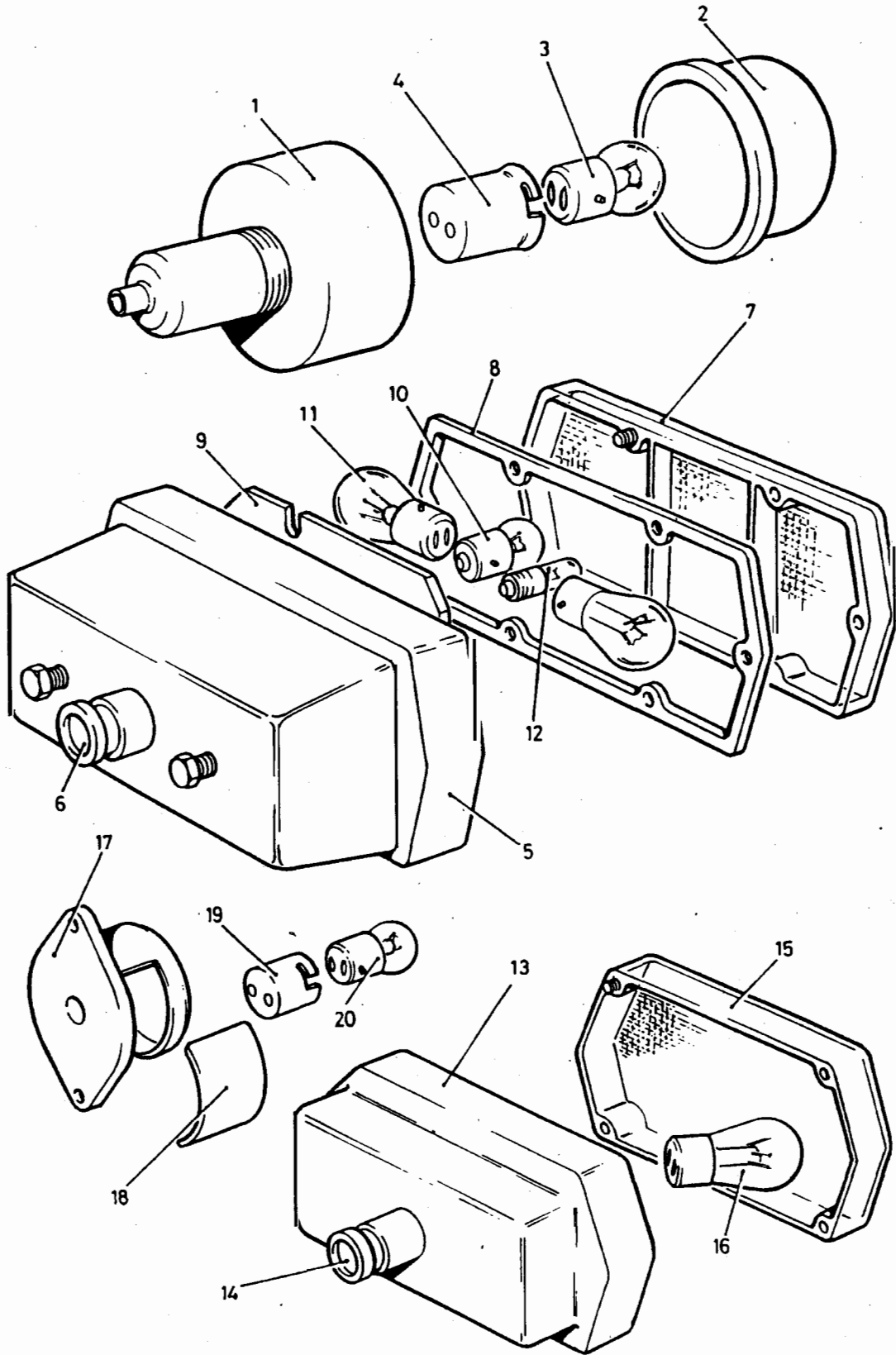



Fig 3 Electrical System

PARTS LIST

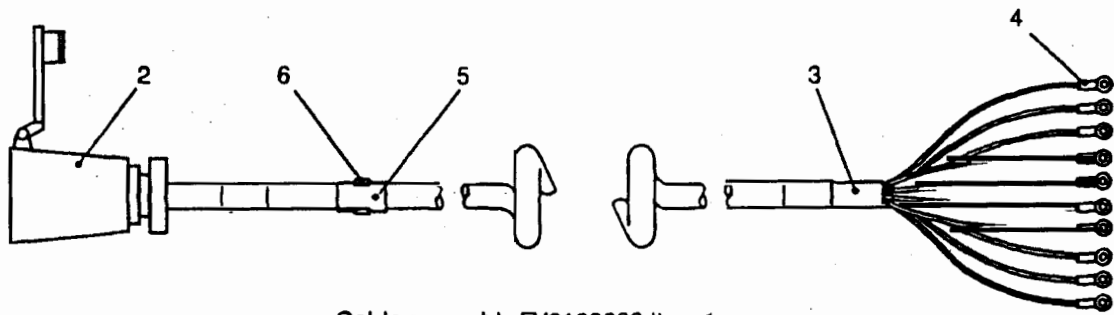
Fig. No Item No	Army DMC NSCM NSN Part Number	Item Description and Annotations	NoOff DofQ	ICY/ SMR	UCE/ UCA
3		ELECTRICAL SYSTEM, REYNOLDS-BOUGHTON & UNIVERSAL TRAILERS LTD - Contd.			
17	6MT3 6220-12-138-3986 D8095 2KA 001 324-04	. LAMP, FOG REARGUARD - Contd. . . LIGHT, UTILITY, VEHICULAR	2 EA		A-C---
18	D8095 NP 9EL 072 373-001	. . LENS	1 EA		A-C---
19	D8095 NP 9GP 072 300-001	. . HOLDER	1 EA		A-C---
20	X5 6240-12-173-4824 D8220 9627	. . LAMP, INCANDESCENT; 24V; 5W	2 EA		A-C---



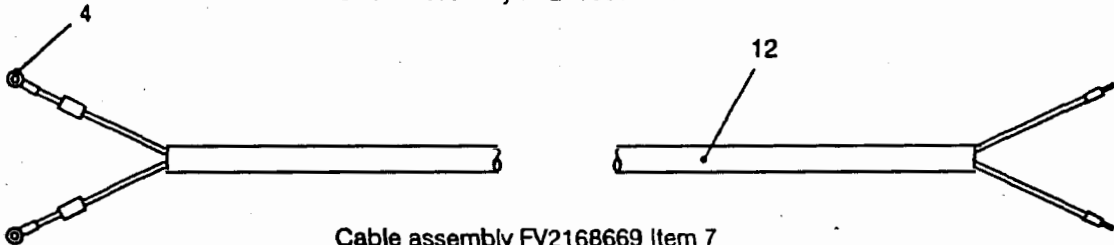
CHAPTER 2-3-1-2

PARTS LIST

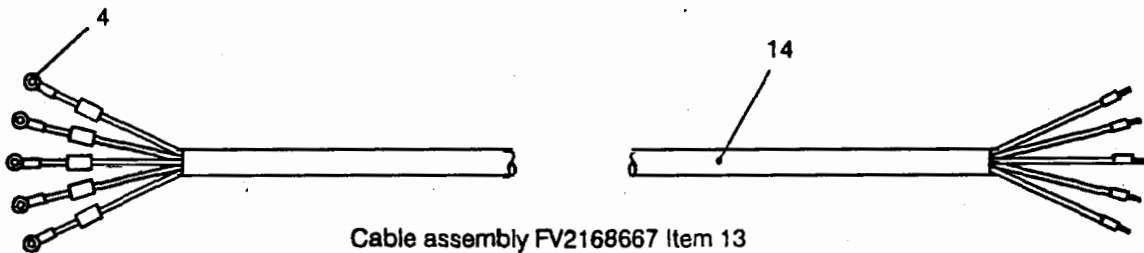
**WIRING HARNESS, REYNOLDS-BOUGHTON &
UNIVERSAL TRAILERS LTD**



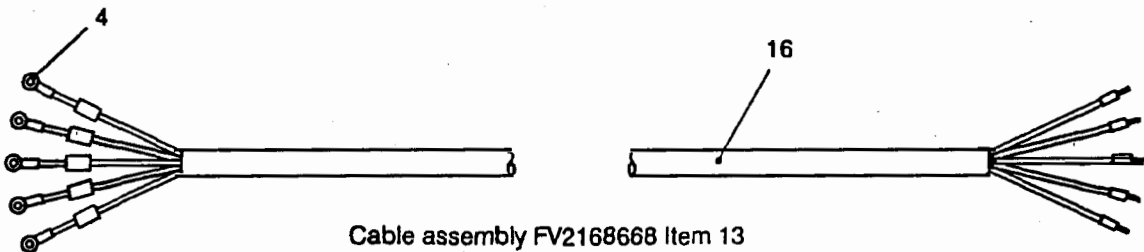
Cable assembly FV2168666 Item 1



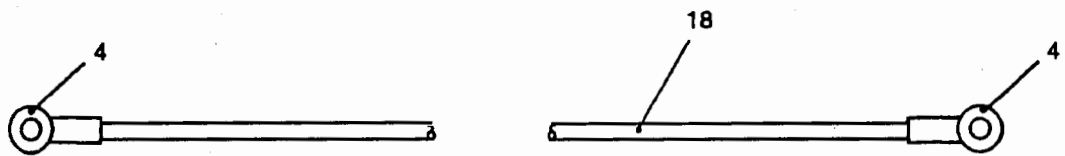
Cable assembly FV2168669 Item 7
Cable assembly FV2168670 Item 8
Cable assembly FV2168671 Item 9
Cable assembly FV2168671 Item 10
Cable assembly FV2168672 Item 11



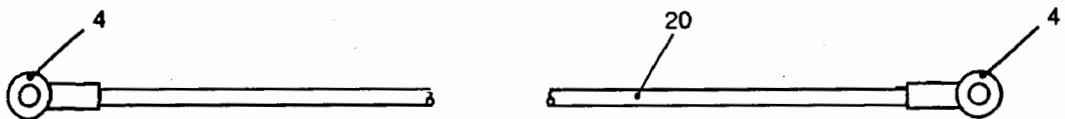
Cable assembly FV2168667 Item 13



Cable assembly FV2168668 Item 13



Cable assembly FV2168674 Item 17

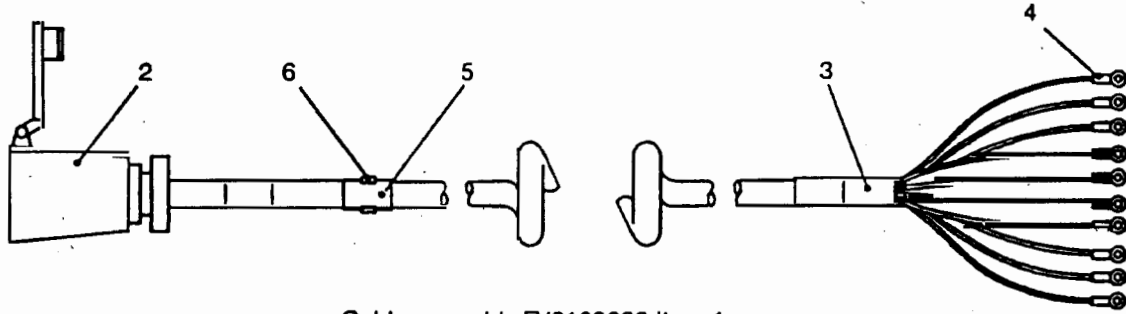


Cable assembly FV2168675 Item 19

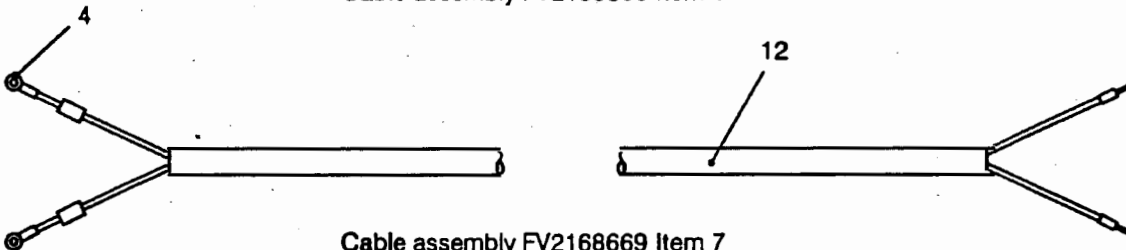
Fig 1 Wiring Harnesses

PARTS LIST

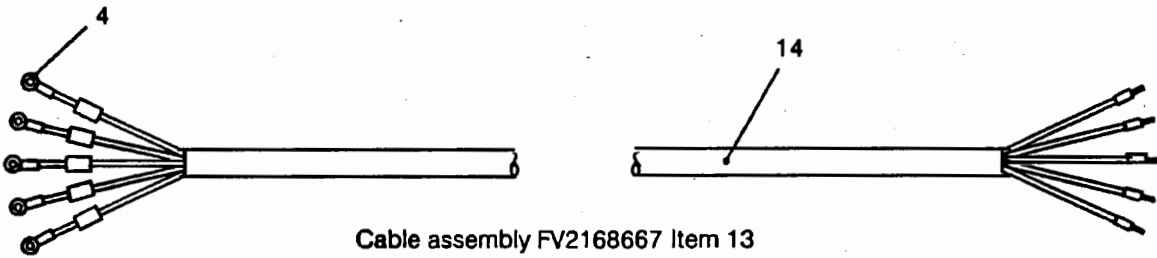
Fig. No Item No	DMC NSCM	Army NSN Part Number	Item Description and Annotations	NoOff DofQ	ICY/ SMR	UCE/ UCA
1 NI 0		NP	WIRING HARNESES, REYNOLDS- BOUGHTON & UNIVERSAL TRAILERS LTD	REF EA		A-C—
1	D8095	NP FV 2168666	WIRING HARNESS;MAIN INPUT	1 EA		A-C—
2	O D8115	5935-12-188-1750 871	CONNECTOR,PLUG,ELECTRICAL;RD G A SECTION C 15C;162.0MM NOM O/A LG; TEST PROD TERMINAL	1 EA		A-C—
3		NP U0795 FV 2168666 ITEM6	CABLE	AR EA		A-C—
4	Z37 U0795	NP FV (S) 9-2-3	EYELET	28 EA		A-C—
5	Z1 U0795	NP FV (S) 7-2-1	IDENT LABEL	1 EA		A-C—
6	6MT4 U0795	NP FV (S) 7-3-1	IDENT LABEL CLIP	1 EA		A-C—
7		NP U0795 FV 2168669	CABLE ASSEMBLY;R H FRONT SIDE	1 EA		A-C—
8		NP U0795 FV 2168670	CABLE ASSEMBLY;L H FRONT SIDE	1 EA		A-C—
9		NP U0795 FV 2168671	CABLE ASSEMBLY;FOG LIGHT	2 EA		A-C—
10		NP U0795 FV 2168672	CABLE ASSEMBLY;NUMBER PLATE LIGHT	1 EA		A-C—
11		NP U0795 FV 2168673	CABLE ;CONVOY LIGHT	1 EA		A-C—
12		NP U0795 FV 2168669 ITEM1	CABLE (ITEM 12 FOR USE WITH ITEMS 7 TO 11)	AR EA		A-C—
13		NP U0795 FV 2168667	CABLE ASSEMBLY;R H STOP;TAIL;TURN	1 EA		A-C—
14		NP U0795 FV 2168667 ITEM1	CABLE	AR EA		A-C—
15		NP U0795 FV 2168668	CABLE ASSEMBLY;L H STOP;TAIL;TURN	1 EA		A-C—



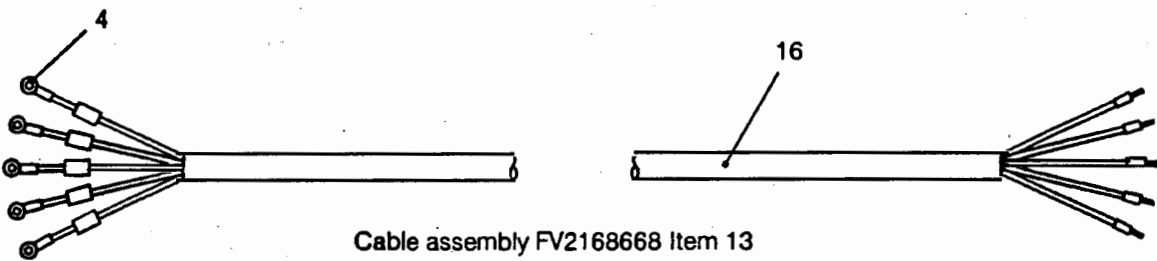
Cable assembly FV2168666 Item 1



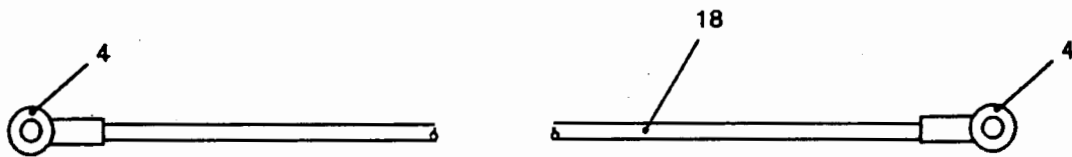
- Cable assembly FV2168669 Item 7
- Cable assembly FV2168670 Item 8
- Cable assembly FV2168671 Item 9
- Cable assembly FV2168671 Item 10
- Cable assembly FV2168672 Item 11



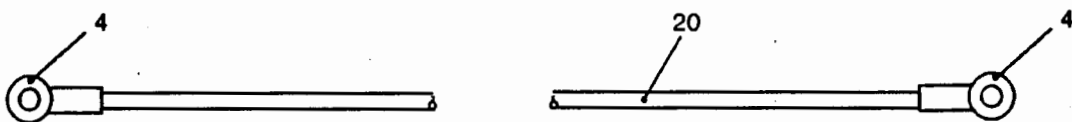
Cable assembly FV2168667 Item 13



Cable assembly FV2168668 Item 13



Cable assembly FV2168674 Item 17



Cable assembly FV2168675 Item 19

Fig 1 Wiring Harnesses

PARTS LIST

Fig. No Item No	Army DMC NSCM	NSN Part Number	Item Description and Annotations	No Off DofQ	ICY/ SMR	UCE/ UCA
1			WIRING HARNESES, REYNOLDS- BOUGHTON & UNIVERSAL TRAILERS LTD - Contd.			
16	U0795	NP FV 2168668 ITEM1	. CABLE ASSEMBLY;L H STOP;TAIL;TURN - Contd. . CABLE	AR EA		A-C—
17	U0795	NP FV 2168674	. CABLE ASSEMBLY;LINK STUDS 7 AND 9	1 EA		A-C—
18	U0795	NP FV 2168674 ITEM1	. WIRE ELECTRICAL;WHITE	AR EA		A-C—
19	U0795	NP FV 2168675	. CABLE ASSEMBLY;LINK STUDS 8 AND 12	1 EA		A-C—
20	U0795	NP FV 2168675 ITEM1	. WIRE ELECTRICAL;BROWN/YELLOW	AR EA		A-C—




CHAPTER 2-3-2
PARTS LIST
ELECTRICAL, VIKING TRAILERS LTD

CONTENTS

Chapter

2-3-2	ELECTRICAL, VIKING TRAILERS LTD
2-3-2-1	ELECTRICAL SYSTEM, VIKING TRAILERS LTD
2-3-2-2	WIRING HARNESS, VIKING TRAILERS LTD




INTENTIONALLY LEFT BLANK

Fig 1 Electrical, Viking Trailers Ltd

PARTS LIST

Fig. No Item No	Army DMC NSCM NSN Part Number	Item Description and Annotations	N Off DofQ	ICY/ SMR	UCE/ UCA
1 NI 0	NP	ELECTRICAL, VIKING TRAILERS LTD	REF EA		-B—
NI 1	NP U0795 FV 2168652	ELECTRICAL SYSTEM, VIKING TRAILERS LTD (SEE CHAPTER 2- 3-2-1)	REF EA		-B—
NI 2	NP	WIRING HARNESES, VIKING TRAILERS LTD (SEE CHAPTER 2- 3-2-2)	REF EA		-B—



CHAPTER 2-3-2-1

PARTS LIST

ELECTRICAL SYSTEM, VIKING TRAILERS LTD

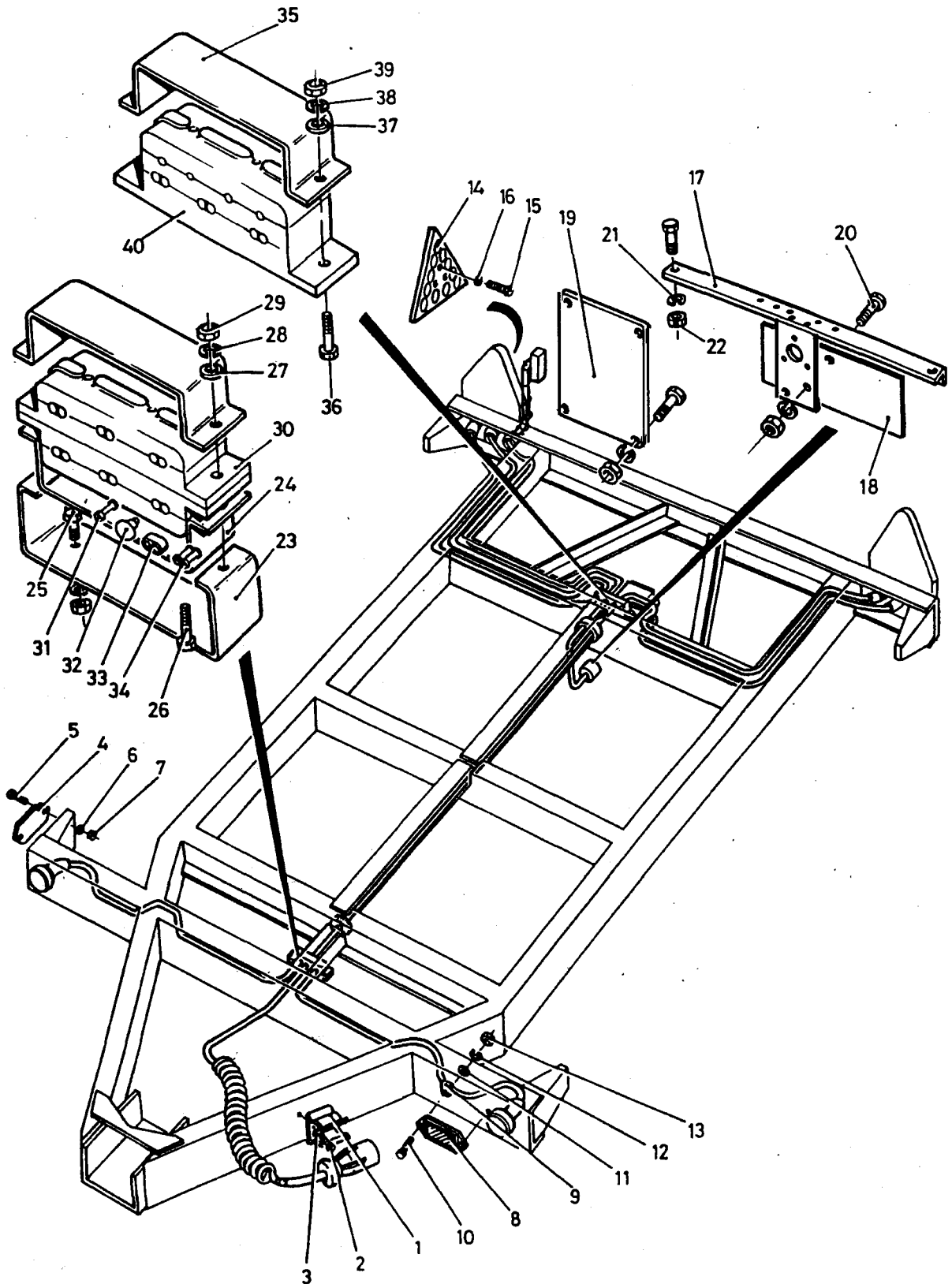


Fig 1 Electrical System

PARTS LIST

Fig. No Item No	DMC NSCM	Army NSN Part Number	Item Description and Annotations	NoOff DofQ	ICY/ SMR	UCE/ UCA
1 NI 0	U0795	NP FV 2168652	ELECTRICAL SYSTEM, VIKING TRAILERS LTD	REF EA		-B---
1	9BTR U0795	5340-99-874-2272 FV 556226	CLIP, SPRING, TRAILER SOCKET; STEEL; CD PLATED; 2-1/2 IN. ID	1 EA		-B---
2	G1 U0795	5305-99-941-0511 FV 2164615/23	SCREW, MACHINE; UNF; STEEL; HEX HD; ZN COATED; 1/4 IN. X 1/2 IN. LG	2 EA		-B---
3	G1 U0795	5310-99-941-6654 FV 2164615/27	WASHER, LOCK; ST; SPLIT HELICAL RING; 0.273 IN. ID; 0.425 IN. OD; 0.072 IN. MTL THK	2 EA		-B---
4	6MT3 U0795	9905-99-825-9593 FV 817186	REFLECTOR, INDICATING, CLEARANCE; AMBER	4 EA		-B---
5	Z2 K7766	5305-99-941-8894 BS1981 TABLE 1610 U NF X 3/4	SCREW, CAP, HEXAGON HEAD; STEEL; ZINC PLATED W/ CHROMATE; UNF; NO. 10; CLASS 2A THD; HEX HD; 0.750 IN. LG.	8 EA		-B---
6	G1 U0795	5310-99-941-6653 FV 3202752 ITEM49	WASHER, LOCK; ST; SPLIT HELICAL RING; 0.198 IN. HOLE DIA; 0.330 IN. OD; 0.064 IN. THK	8 EA		-B---
7	G1 U0795	5310-99-941-2419 FV 2003800 ITEM47	NUT, PLAIN, HEXAGON; UNF; STEEL; ZINC COATED; NO. 10-32; 0.375 IN. W A/F; 0.130 IN. H	8 EA		-B---
8	6MT3 K7817	9905-99-825-9594 FV 817187	REFLECTOR, INDICATING, CLEARANCE; CLEAR	2 EA		-B---
9	Z88 K7817	5340-99-728-0559 3327	CLAMP, LOOP; 7/16 IN. NOM DIA; BLACK	2 EA		-B---
10	Z2 K7766	5305-99-941-8895 BS1981 TABLE 1610 U NF X 1	SCREW, MACHINE; UNF; STEEL; HEX HD; ZN COATED; NO. 10 X 1 IN. LG	4 EA		-B---
11	U0795	NP BS3410 - No. 10	WASHER, PLAIN; UNF; STEEL; NO. 10	2 EA		-B---
12	G1 U0795	5310-99-941-6653 FV 3202752 ITEM49	WASHER, LOCK; ST; SPLIT HELICAL RING; 0.198 IN. HOLE DIA; 0.330 IN. OD; 0.064 IN. THK	4 EA		-B---
13	G1 U0795	5310-99-941-2419 FV 2003800 ITEM47	NUT, PLAIN, HEXAGON; UNF; STEEL; ZINC COATED; NO. 10-32; 0.375 IN. W A/F; 0.130 IN. H	4 EA		-B---
14	6MT3 U0795	9905-99-206-6267 FV (S) 21-4	REFLECTOR, INDICATING, CLEARANCE; TRIANGULAR; PLASTICS.	2 EA		-B---
15	G1 K8525	5305-99-941-6190 2-00-00049	SCREW, MACHINE; UNF; STEEL; HEX HD; ZN PLATED; NO. 10 X 1/2 IN. LG	6 EA		-B---

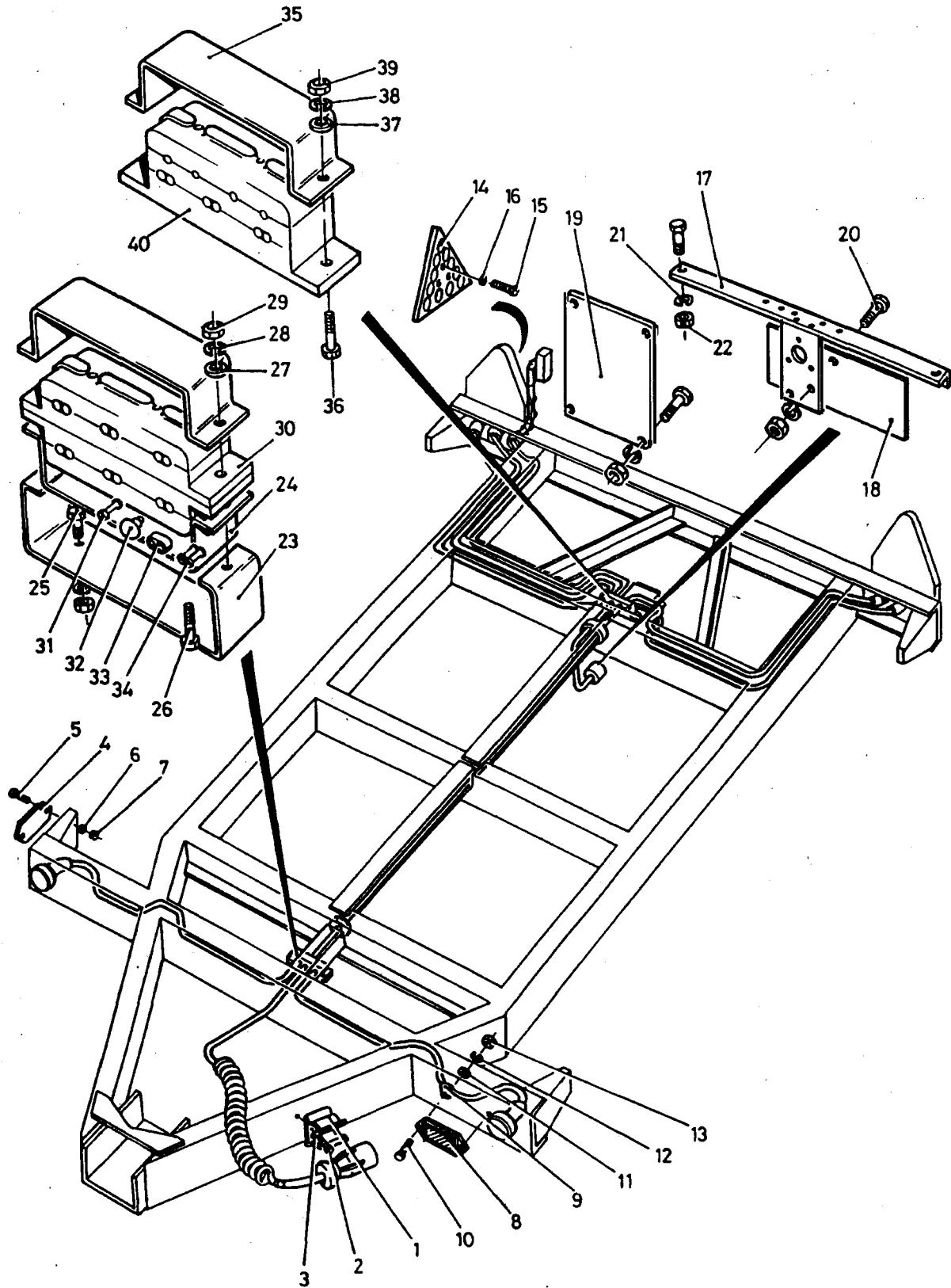


Fig 1 Electrical System

PARTS LIST

Fig. No Item No	Army DMC NSCM	NSN Part Number	Item Description and Annotations	NoOff DofQ	ICY/ SMR	UCE/ UCA
1			ELECTRICAL SYSTEM, VIKING TRAILERS LTD - Contd.			
16	G1 U0795	5310-99-941-6653 FV 3202752 ITEM49	WASHER, LOCK; ST; SPLIT HELICAL RING; 0.198IN. HOLE DIA; 0.330IN. OD; 0.064IN. THK	6 EA		-B—
17	9BTR U0795	2590-99-832-1587 FV 861714	BRACKET, CONVOY PLATE	1 EA		-B—
18	U0795	NP FV 501292	PLATE, CONVOY	1 EA		-B—
19	U0795	NP FV 607197	PLATE, NUMBER	1 EA		-B—
20	G1 U0795	5305-99-941-0513 FV 2164615/24	SCREW, MACHINE; 0.250-28 UNF; STEEL; HEX HD; ZN PLATED; 3/4IN. LG	8 EA		-B—
21	G1 U0795	5310-99-941-6654 FV 2164615/27	WASHER, LOCK; ST; SPLIT HELICAL RING; 0.273IN. ID; 0.425IN. OD; 0.072IN. MTL THK	8 EA		-B—
22	G1 U0795	5310-99-941-0924 FV 558811 ITEM12	NUT, PLAIN, HEXAGON; 1/4-28 UNF; STEEL; ZN PLATED; 0.438IN. W A/ F; 0.224IN. H (ITEMS 20 TO 22 FOR USE WITH ITEMS 17 TO 19)	8 EA		-B—
23	9BTR U0795	5340-99-234-4105 FV 506666	BRACKET, MULTIPLE ANGLE	1 EA		-B—
24	U0795	NP FV 354081	STRAP	2 EA		-B—
25	G1 K8525	5305-99-941-6190 2-00-00049	SCREW, MACHINE; UNF; STEEL; HEX HD; ZN PLATED; NO. 10X1/2IN. LG	2 EA		-B—
26	G1 K7766	5305-99-941-8896 BS1981 TABLE 1610 U NF X 1-1/2	SCREW, MACHINE; UNF; STEEL; HEX HD; ZN PLATED; NO. 10X1-1/2IN. LG	2 EA		-B—
27	U0795	NP BS3410 - No. 10	WASHER, PLAIN; UNF; STEEL; NO. 10	2 EA		-B—
28	G1 U0795	5310-99-941-6653 FV 3202752 ITEM49	WASHER, LOCK; ST; SPLIT HELICAL RING; 0.198IN. HOLE DIA; 0.330IN. OD; 0.064IN. THK	4 EA		-B—
29	G1 U0795	5310-99-941-2419 FV 2003800 ITEM47	NUT, PLAIN, HEXAGON; UNF; STEEL; ZINC COATED; NO. 10- 32; 0.375IN. W A/ F; 0.130IN. H	4 EA		-B—
30	6MT4 U0795	5935-99-805-2864 FV 159941	CLAMP, ELECTRICAL SOCKET	2 EA		-B—

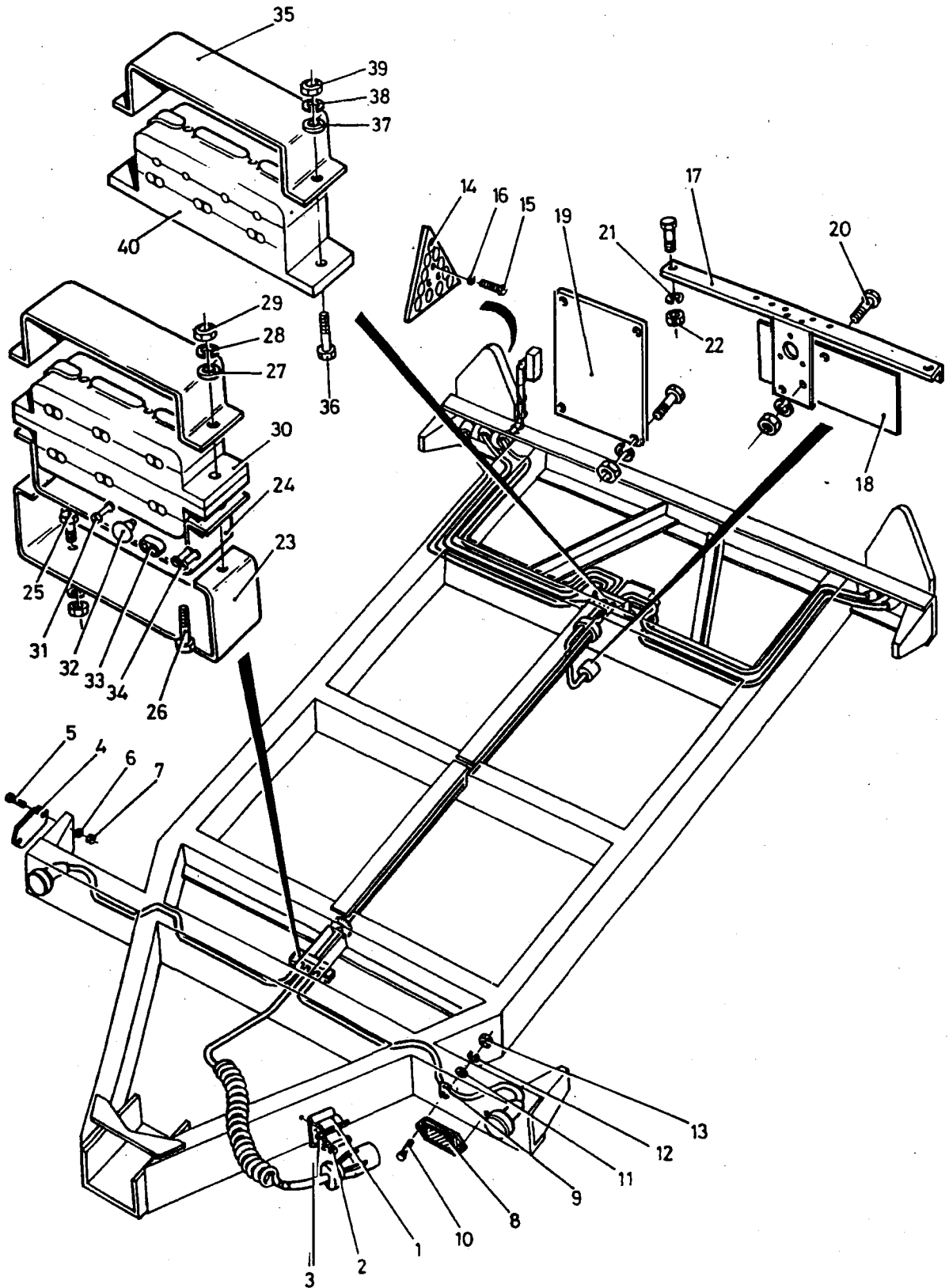


Fig 1 Electrical System

PARTS LIST

Fig. No Item No	Army DMC NSCM	NSN Part Number	Item Description and Annotations	NoOff DofQ	ICY/ SMR	UCE/ UCA
1			ELECTRICAL SYSTEM, VIKING TRAILERS LTD - Contd.			
31	Z37 U0795	5940-99-805-0220 FV 169423	TERMINAL, QUICK DISCONNECT; 10A	16 10		-B----
32	6MT4 U0795	5935-99-805-0224 FV 169429	INSERT, RESILIENT; SYNTHETIC RUBBER; 1/2IN. DIA; 9/16IN. LG	8 EA		-B---
33	6MT4 U0795	5940-99-805-3090 FV 694863	ADAPTOR, CLAMP; TWIN CONNECTOR	6 EA		-B---
34	6MT4 U0795	5935-99-805-0221 FV 169424	SOCKET, ELECTRICAL; FREE; RUBBER; 2 POLES; FEMALE SHELL	3 EA		-B----
35		NP U0795 FV 565111	STRAP	1 EA		-B---
36	Z2 K7766	5305-99-941-8895 BS1981 TABLE 1610 U NF X 1	SCREW, MACHINE; UNF; STEEL; HEX HD; ZN COATED; NO. 10X1IN. LG	2 EA		-B---
37		NP U0795 BS3410 - No. 10	WASHER, PLAIN; UNF; STEEL; NO. 10	2 EA		-B---
38	G1 U0795	5310-99-941-6653 FV 3202752 ITEM49	WASHER, LOCK; ST; SPLIT HELICAL RING; 0.198IN. HOLE DIA; 0.330IN. OD; 0.064IN. THK	2 EA		-B---
39	G1 U0795	5310-99-941-2419 FV 2003800 ITEM47	NUT, PLAIN, HEXAGON; UNF; STEEL; ZINC COATED; NO. 10- 32; 0.375IN. W A/F; 0.130IN. H	2 EA		-B---
40	6MT4 K1078	5935-99-802-6456 FV 229569	CLAMP, TERMINAL CONNECTOR	1 EA		-B---

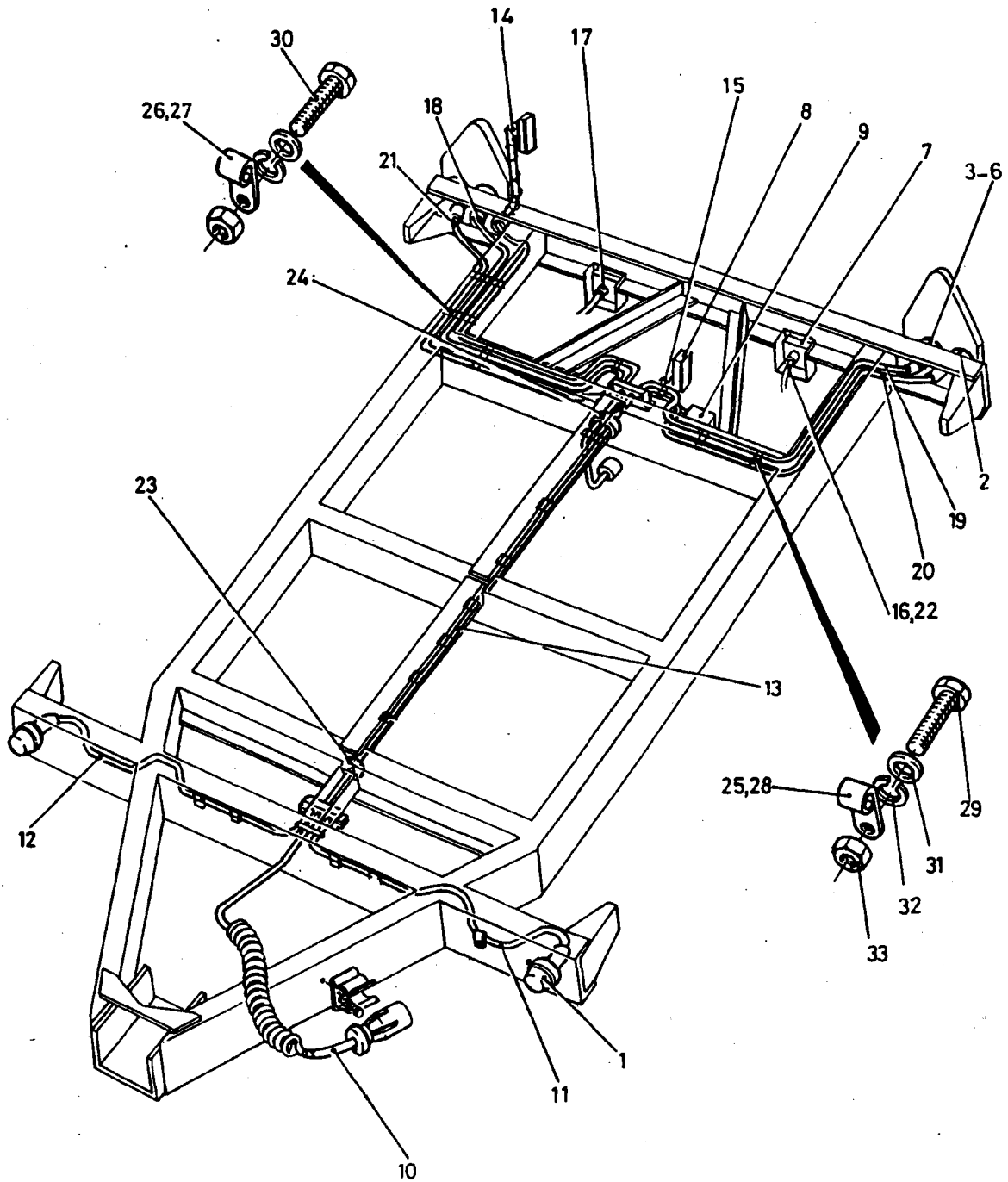


Fig 2 Electrical System

PARTS LIST

Fig. No Item No	Army DMC NSCM	NSN Part Number	Item Description and Annotations	No Off DofQ	ICY/ SMR	UCE/ UCA
2 NI 0	U0795	NP FV 2168652	ELECTRICAL SYSTEM, VIKING TRAILERS LTD	REF EA		-B---
1	6MT3 K1078	6220-99-834-7697 24-04-03	DIRECTIONAL LIGHT,VEHICULAR;FRONT POSITION	2 EA		-B---
2	6MT3 K1078	6220-99-411-1156 24/01/00	STOP LIGHT-TAIL LIGHT,VEHICULAR; 67 MM O/A DIA;106 MM O/A LG;RED LENS;DOUBLE POLE	2 EA		-B---
3	6MT3 K1078	6220-99-731-5647 24/03/00	DIRECTIONAL LIGHT,VEHICULAR;REAR TURN	2 EA		-B---
NI 4	G1 K7766	5305-99-941-7085 BS1981 TABLE 166 U NC X 1/2	SCREW,MACHINE;0.138-32 UNC;ST;HEX HD; ZN PLATED;CHROMATED;0.500IN.LG; 0.250IN.W A/F	18 EA		-B---
NI 5	G1 U0795	5310-99-941-6652 FV 2104524 ITEM5	WASHER,LOCK;STEEL;SINGLE LOCK;5/32IN. DIA	18 EA		-B---
NI 6	G1 U0795	5310-99-941-2406 FV 747009 ITEM65	NUT,PLAIN,HEXAGON;UNC;STEEL; DOUBLE CHMF;ZINC PLATED;NO.6;5/16IN.W A/F;7/ 64IN.O/A (ITEMS 4 TO 6 FOR USE WITH ITEMS 1 TO 3)	18 EA		-B---
7	6MT3 K1078	6220-99-300-8477 311/01/50	LIGHT,FOG;W/LOCK WASHER AND NUT	2 EA		-B---
8	6MT3 K1078	6220-99-829-6744 40-01-00	LIGHT,REGISTRATION PLATE;W/ LOCK WASHER AND NUT	2 EA		-B---
9	6MT4 U8331	NP VT JB/100	JUNCTION BOX,NEGATIVE	1 EA		-B---
10	U0795	NP FV 2168653	WIRING HARNESS;MAIN INPUT (SEE CHAPTER 2-3-2-2)	1 EA		-B---
11	U0795	NP FV 2168655	WIRING HARNESS;FRONT LEFT HAND SIDE (SEE CHAPTER 2-3- 2-2)	1 EA		-B---
12	U0795	NP FV 2168656	WIRING HARNESS;FRONT RIGHT HAND SIDE (SEE CHAPTER 2-3- 2-2)	1 EA		-B---
13	U0795	NP FV 2168654	WIRING HARNESS;C/J TO C/J (SEE CHAPTER 2-3-2-2)	1 EA		-B---
14	U0795	NP FV 2168657	WIRING HARNESS, NUMBER PLATE LIGHT (SEE CHAPTER 2-3-2-2)	1 EA		-B---

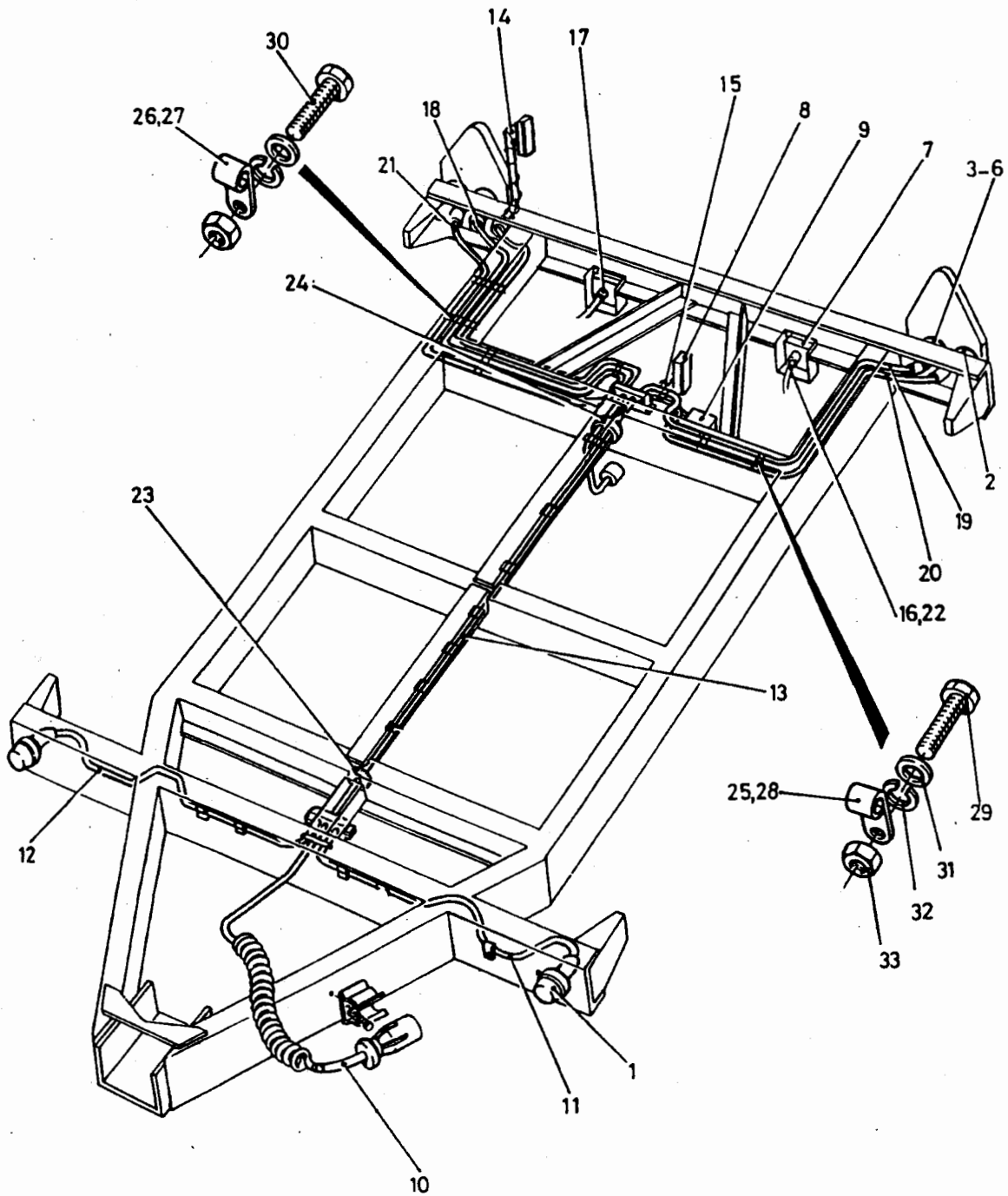


Fig 2 Electrical System

PARTS LIST

Fig. No Item No	Army DMC NSCM	NSN Part Number	Item Description and Annotations	NoOff DofQ	ICY/ SMR	UCE/ UCA
2			ELECTRICAL SYSTEM, VIKING TRAILERS LTD - Contd.			
15	U0795	NP FV 2168658	WIRING HARNESS;CONVOY LIGHT (SEE CHAPTER 2-3-2-2)	1 EA		-B---
16	U0795	NP FV 2168659	WIRING HARNESS;FOGLIGHT LEFT HAND (SEE CHAPTER 2-3-2-2)	1 EA		-B---
17	U0795	NP FV 2168660	WIRING HARNESS;FOGLIGHT RIGHT HAND (SEE CHAPTER 2-3- 2-2)	1 EA		-B---
18	U0795	NP FV 2168661	WIRING HARNESS;TURN RIGHT HAND (SEE CHAPTER 2-3-2-2)	1 EA		-B---
19	U0795	NP FV 2168662	WIRING HARNESS;TURN LEFT HAND (SEE CHAPTER 2-3-2-2)	1 EA		-B---
20	U0795	NP FV 2168663	WIRING HARNESS;STOP/TAIL LEFT HAND (SEE CHAPTER 2-3- 2-2)	1 EA		-B---
21	K1078	NP FV 2168664	WIRING HARNESS;STOP/TAIL RIGHT HAND (SEE CHAPTER 2-3- 2-2)	1 EA		-B---
NI 22	U0795	NP 0-004-71	CONNECTOR;SINGLE	8 EA		-B----
23	H9 K0056	5325-99-942-3499 S1C3717-150	GROMMET,RUBBER;1-1/ 2IN.DIA;5/32IN.SLOT	2 EA		-B---
24	H9 K4556	5325-99-942-3466 42277-532-00-0	GROMMET,RUBBER;1IN.DIA;5/ 32IN.SLOT	1 EA		-B---
25	Z88 K7817	5340-99-728-0559 3327	CLAMP,LOOP;7/16IN.NOM DIA;BLACK	6 EA		-B---
26	6MT1 K0720	5340-99-618-7819 NXAD14	CLAMP,LOOP;1IN.NOM DIA	5 EA		-B---
27	Z88 K7817	5340-99-728-0563 3330	CLAMP,LOOP;5/8IN.NOM DIA	7 EA		-B---
28	K7817	NP 3334	CLAMP,LOOP;7/8IN.NOM DIA	6 EA		-B---
29	G1 K8525	5305-99-941-6190 2-00-00049	SCREW,MACHINE;UNF;STEEL;HEX HD;ZN PLATED;NO.10X1/2IN.LG	12 EA		-B---
30	Z2 K7766	5305-99-941-8894 BS1981 TABLE 1610 U NF X 3/4	SCREW,CAP,HEXAGON HEAD;STEEL;ZINC PLATED W/ CHROMATE;UNF;NO.10;CLASS 2A THD;HEX HD;0.750IN.LG.	12 EA		-B---

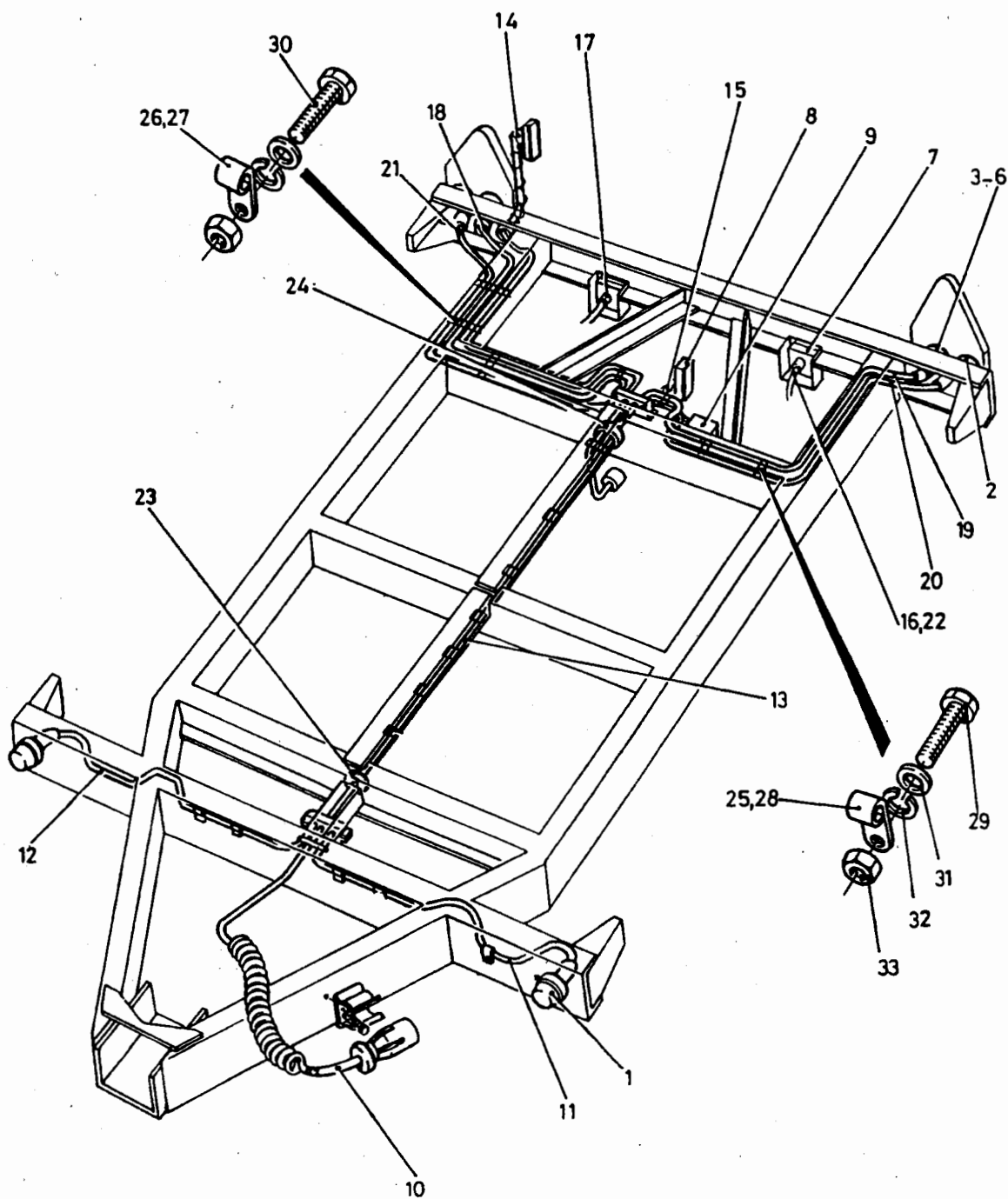


Fig 2 Electrical System

PARTS LIST

Fig. No Item No	Army DMC NSCM NSN Part Number	Item Description and Annotations	No Off DofQ	ICY/ SMR	UCE/ UCA
2		ELECTRICAL SYSTEM, VIKING TRAILERS LTD - Contd.			
31	NP U0795 BS3410 - No.10	. WASHER,PLAIN;UNF;STEEL;NO.10	24 EA		-B---
32	G1 U0795 5310-99-941-6653 FV 3202752 ITEM49	. WASHER,LOCK;ST;SPLIT HELICAL RING; 0.198IN.HOLE DIA;0.330IN.OD;0.064IN.THK	24 EA		-B---
33	G1 U0795 5310-99-941-2419 FV 2003800ITEM47	. NUT,PLAIN,HEXAGON;UNF;STEEL; ZINC COATED;NO.10- 32;0.375IN.W A/F;0.130IN.H (ITEMS 29 TO 33 FOR USE WITH ITEMS 25 TO 28)	16 EA		-B---

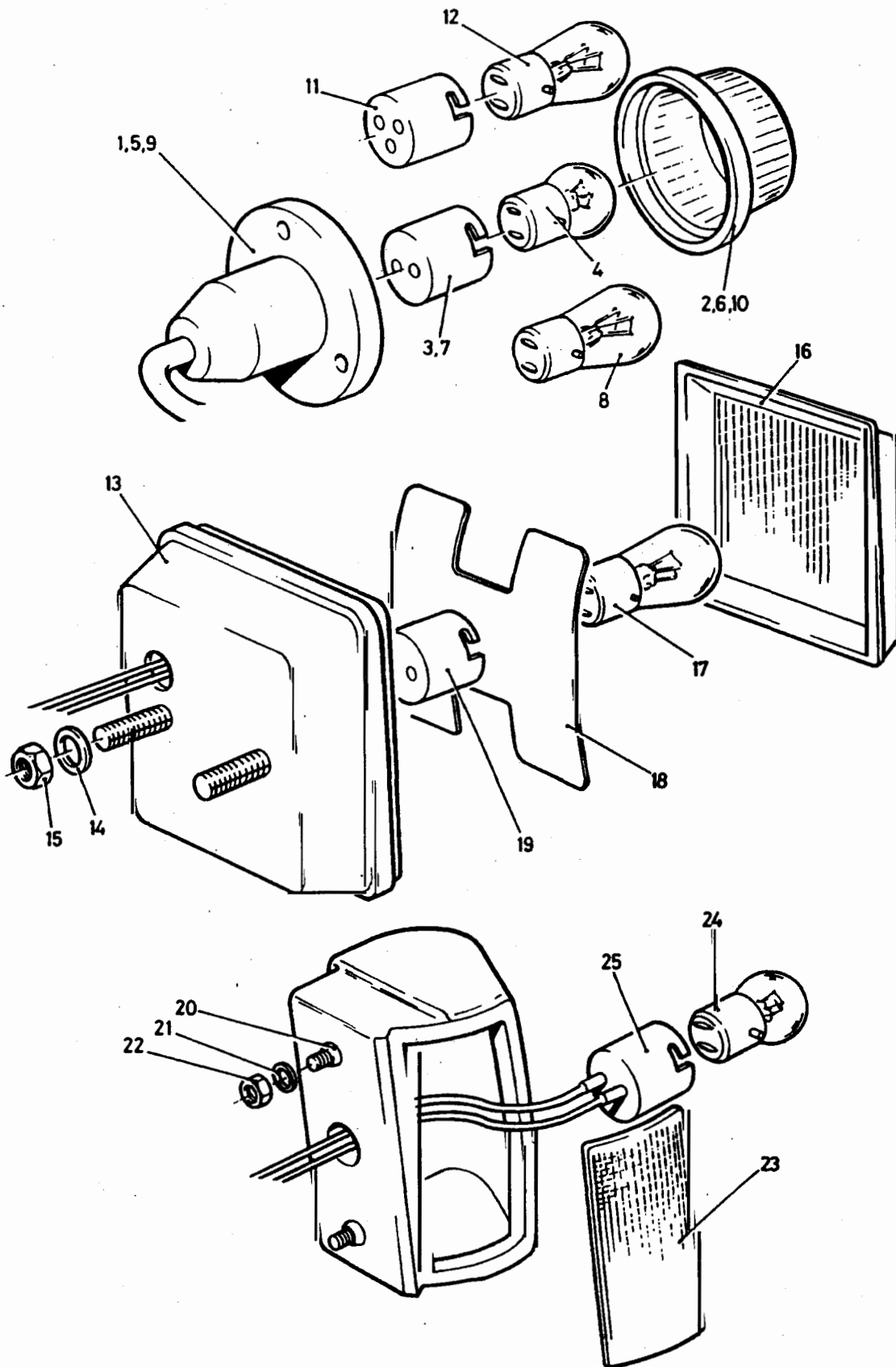


Fig 3 Electrical System

PARTS LIST

Fig. No Item No	Army DMC NSCM	NSN Part Number	Item Description and Annotations	No Off DofQ	ICY/ SMR	UCE/ UCA
3 NI 0	U0795	NP FV 2168652	ELECTRICAL SYSTEM, VIKING TRAILERS LTD	REF EA		-B---
1	6MT3 K1078	6220-99-834-7697 24-04-03	DIRECTIONAL LIGHT, VEHICULAR; FRONT POSITION	2 EA		-B---
2	6MT3 K1078	6220-99-835-1415 3200	.. LENS, CLEARANCE MARKER LIGHT; CLEAR PLASTIC LENS	1 EA		-B---
3	K1078	NP 1105	.. BULBHOLDER	1 EA		-B---
4	X5 K1078	6240-99-995-2253 2360	.. LAMP, FILAMENT; 24V; 6W; GLOBULA R; 32.50-MM LG; 18.0-MM BULB DIA	1 EA		-B---
5	6MT3 K1078	6220-99-731-5647 24/03/00	DIRECTIONAL LIGHT, VEHICULAR; REAR TURN	2 EA		-B---
6	8REJS K1078	6220-99-765-5905 2615A	.. LENS, LIGHT; SIDE REPEATER; INDICATOR	1 EA		-B---
7	K1078	NP 1105	.. BULBHOLDER	1 EA		-B---
8	X5 K1078	6240-99-995-1337 2348	.. LAMP, FILAMENT; 24V; 21W; BA15S; STRAIGHT SIDE; 52.5-MM LG; 26.5-MM DIA	1 EA		-B---
9	6MT3 K1078	6220-99-411-1156 24/01/00	STOP LIGHT-TAIL LIGHT, VEHICULAR; 67 MM O/A DIA; 106 MM O/A LG; RED LENS; DOUBLE POLE	2 EA		-B---
10	K1078	NP 2614	.. LENS	1 EA		-B---
11	K1078	NP 1107	.. BULBHOLDER; OFFSET	1 EA		-B---
12	X5 K0515	6240-99-546-8278 2342	.. LAMP, FILAMENT; 24V; 21/5W	1 EA		-B---
13	6MT3 K1078	6220-99-300-8477 311/01/50	LIGHT, FOG; W/LOCK WASHER AND NUT	2 EA		-B---
14	U0795	NP BS4320 - LOCK M6	.. WASHER, LOCK; M6	4 EA		-B---
15	K1078	NP BS3692 - NUT M6	.. NUT; M6	4 EA		-B---

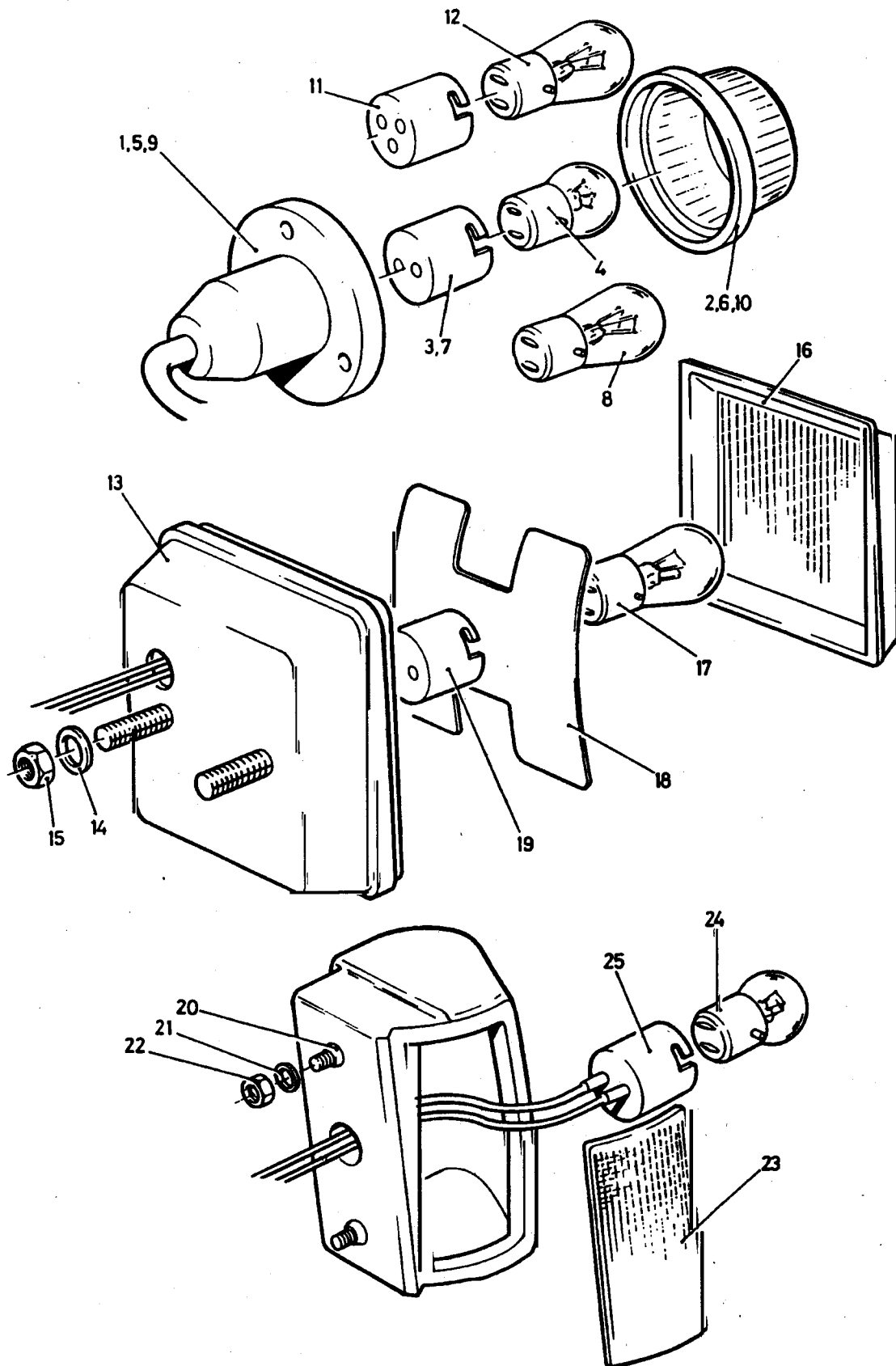



Fig 3 Electrical System

PARTS LIST

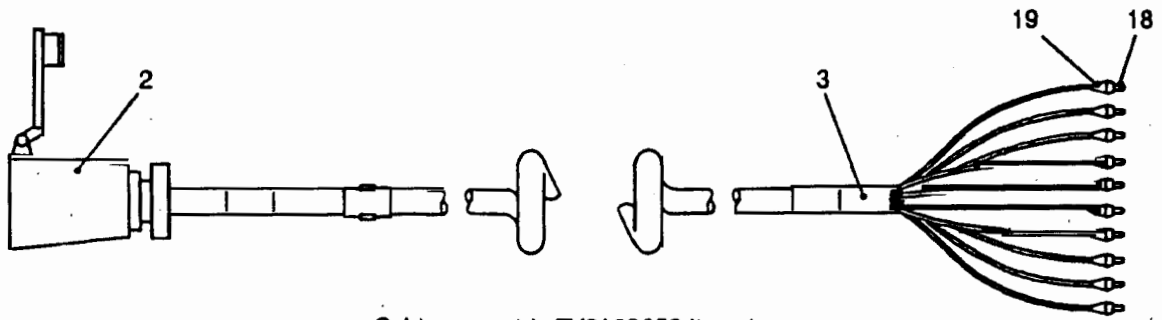
Fig. No Item No	DMC NSCM	Army NSN Part Number	Item Description and Annotations	NoOff DofQ	ICY/ SMR	UCE/ UCA
3			ELECTRICAL SYSTEM, VIKING TRAILERS LTD - Contd.			
16	6MT3 K1078	6220-99-838-0571 203-3809	.. LIGHT,FOG;W/LOCK WASHER AND NUT - Contd. .. LENS,LIGHT;FOG	2 EA		-B---
17	X5 K1078	6240-99-995-1337 2348	.. LAMP,FILAMENT;24V;21W;BA15S; STRAIGHT SIDE;52.5-MM LG;26.5-MM DIA	2 EA		-B---
18		NP K1078 5420	.. PARABOLIC REFLECTOR	2 EA		-B---
19		NP K1078 5609	.. BULBHOLDER	2 EA		-B---
20	6MT3 K1078	6220-99-829-6744 40-01-00	.. LIGHT,REGISTRATION PLATE;W/ LOCK WASHER AND NUT	2 EA		-B---
21		NP U0795 BS4320 - LOCK M5	.. WASHER,LOCK;M5	2 EA		-B---
22		NP K1078 BS3692 - NUT M5	.. NUT,PLAIN,HEXAGON;M5	2 EA		-B---
23	7MTE K1078	6220-99-764-3603 1774	.. LENS,LIGHT	2 EA		-B---
24	X5 K1078	6240-99-995-2253 2360	.. LAMP,FILAMENT;24V;6W;GLOBULA R; 32.50-MM LG;18.0-MM BULB DIA	2 EA		-B---
25		NP K1078 1105	.. BULBHOLDER	2 EA		-B---



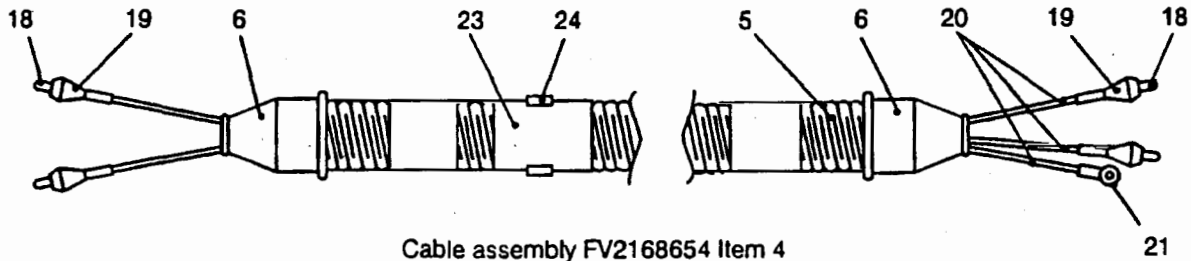
CHAPTER 2-3-2-2

PARTS LIST

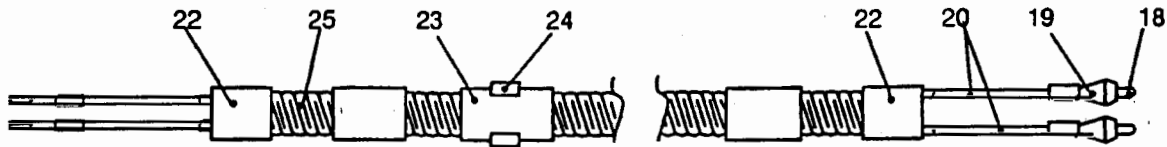
WIRING HARNESS, VIKING TRAILERS LTD



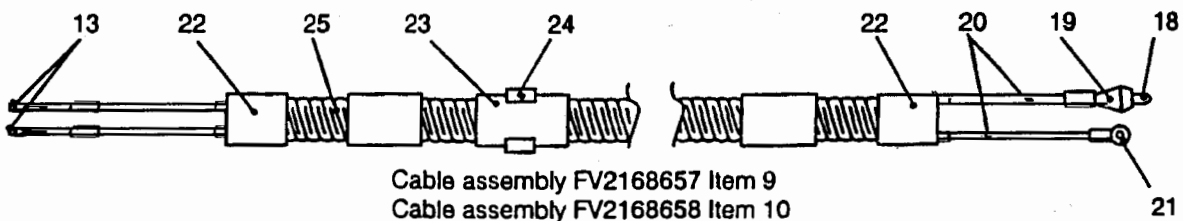
Cable assembly FV2168653 Item 1



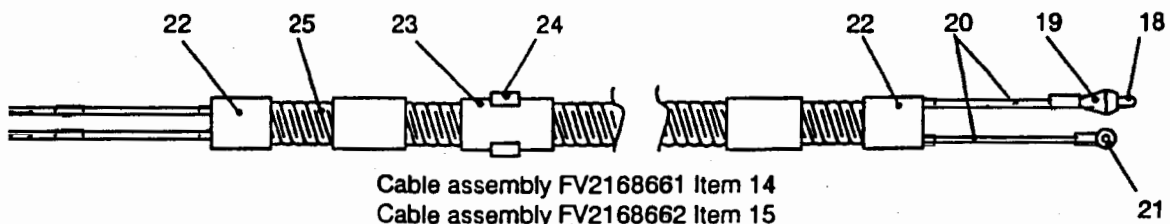
Cable assembly FV2168654 Item 4



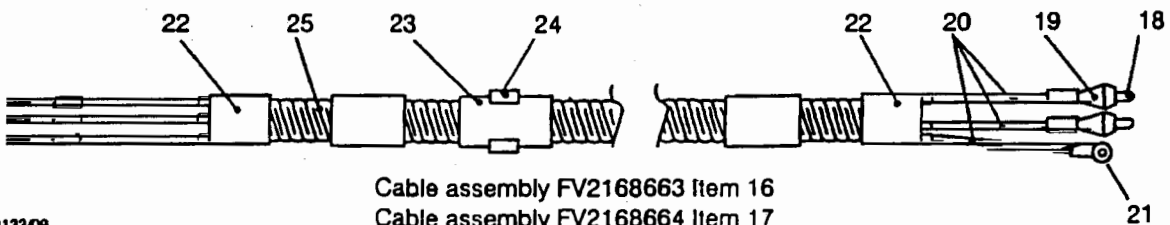
Cable assembly FV2168655 Item 7
Cable assembly FV2168656 Item 8



Cable assembly FV2168657 Item 9
Cable assembly FV2168658 Item 10
Cable assembly FV2168659 Item 11
Cable assembly FV2168660 Item 12



Cable assembly FV2168661 Item 14
Cable assembly FV2168662 Item 15



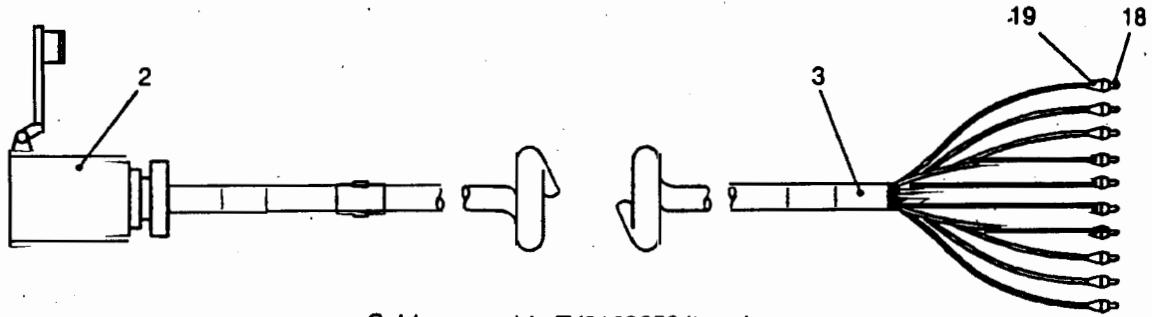
Cable assembly FV2168663 Item 16
Cable assembly FV2168664 Item 17

80133/09

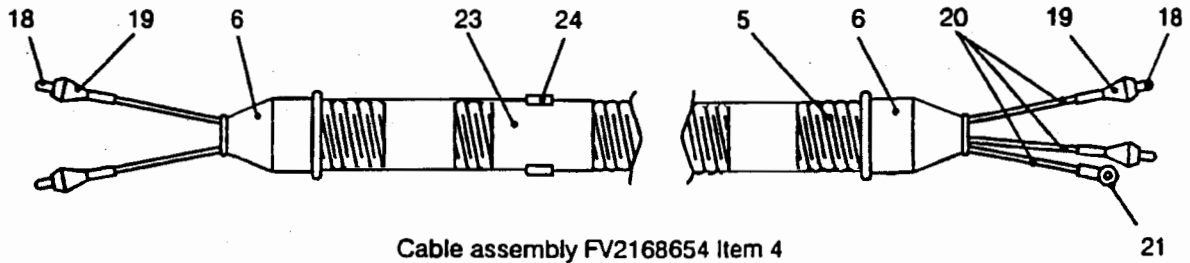
Fig 1 Wiring Harnesses

PARTS LIST

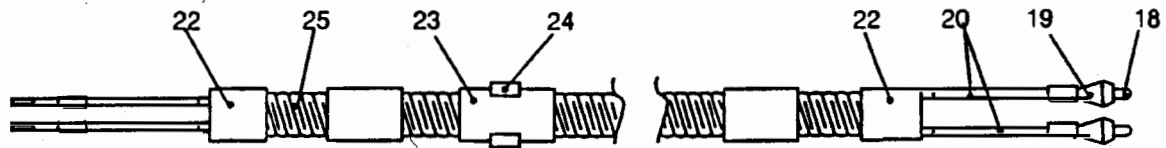
Fig. No Item No	DMC NSCM	Army NSN Part Number	Item Description and Annotations	NoOff DofQ	ICY/ SMR	UCE/ UCA
1 NI 0		NP	WIRING HARNESES, VIKING TRAILERS LTD	REF EA		-B---
1	D8095	NP FV 2168653	WIRING HARNESS, MAIN INPUT	1 EA		-B---
2	O D8115	5935-12-188-1750 871	CONNECTOR, PLUG, ELECTRICAL; RD G A SECTION C 15C; 162.0MM NOM O/A LG; TEST PROD TERMINAL	1 EA		-B---
3	U0795	NP FV 2168653 ITEM6	CABLE	AR EA		-B---
4	U0795	NP FV 2168654	WIRING HARNESS; C/J TO C/J	1 EA		-B---
5	U0795	NP FV (S) 6-84-3	CONDUIT; BULK SUPPLY	AR EA		-B---
6	U0065	NP GZ09	END SLEEVE	2 EA		-B---
7	U0795	NP FV 2168655	WIRING HARNESS; FRONT LEFT HAND SIDE	1 EA		-B---
8	U0795	NP FV 2168656	WIRING HARNESS; FRONT RIGHT HAND SIDE	1 EA		-B---
9	U0795	NP FV 2168657	WIRING HARNESS, NUMBER PLATE LIGHT	1 EA		-B---
10	U0795	NP FV 2168658	WIRING HARNESS; CONVOY LIGHT	1 EA		-B---
11	U0795	NP FV 2168659	WIRING HARNESS; FOGLIGHT LEFT HAND	1 EA		-B---
12	U0795	NP FV 2168660	WIRING HARNESS; FOGLIGHT RIGHT HAND	1 EA		-B---
13	K1390	NP 0-004-70	NIPPLE	8 EA		-B---
14	U0795	NP FV 2168661	WIRING HARNESS; TURN RIGHT HAND	1 EA		-B---
15	U0795	NP FV 2168662	WIRING HARNESS; TURN LEFT HAND	1 EA		-B---



Cable assembly FV2168653 Item 1

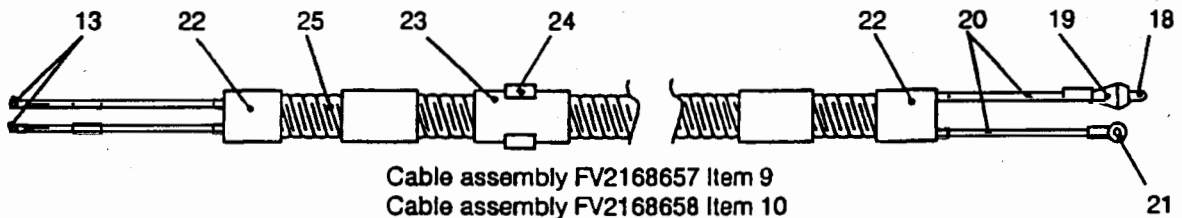


Cable assembly FV2168654 Item 4



Cable assembly FV2168655 Item 7

Cable assembly FV2168656 Item 8

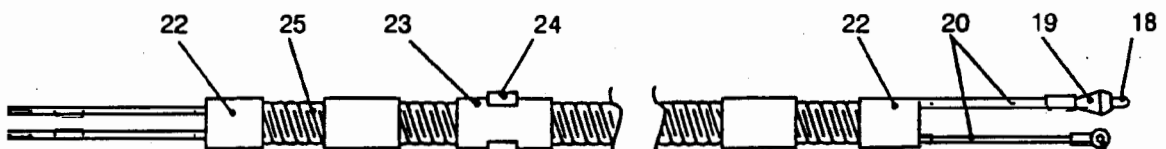


Cable assembly FV2168657 Item 9

Cable assembly FV2168658 Item 10

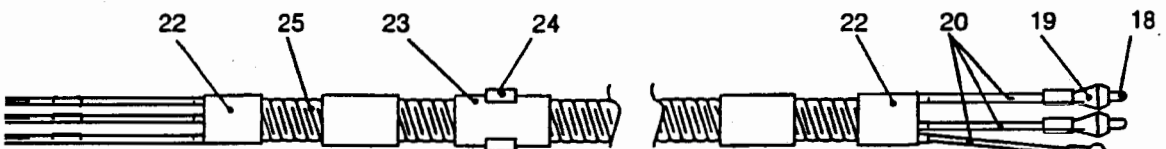
Cable assembly FV2168659 Item 11

Cable assembly FV2168660 Item 12



Cable assembly FV2168661 Item 14

Cable assembly FV2168662 Item 15



Cable assembly FV2168663 Item 16


Cable assembly FV2168664 Item 17

80133/09

Fig 1 Wiring Harnesses

PARTS LIST

Fig. No Item No	DMC NSCM	Army NSN Part Number	Item Description and Annotations	NoOff DofQ	ICY/ SMR	UCE/ UCA
1			WIRING HARNESSSES, VIKING TRAILERS LTD - Contd.			
16	U0795	NP FV 2168663	WIRING HARNESS;STOP/TAIL LEFT HAND	1 EA		-B—
17	U0795	NP FV 2168664	WIRING HARNESS;STOP/TAIL RIGHT HAND	1 EA		-B—
18	U0795	NP FV 229532	NIPPLE	43 EA		-B—
19	U0795	NP FV 229533	NIPPLE,SLEEVE	43 EA		-B—
20	K1390	NP NYVIN 16	CABLE	AR EA		-B—
21	Z37 U0795	NP FV (S) 9-2-3	EYELET	9 EA		-B—
22	K1390	NP EK-03	END CAP	12 EA		-B—
23	Z1 U0795	NP FV (S) 7-2-1	IDENT LABEL	12 EA		-B—
24	6MT4 U0795	NP FV (S) 7-3-1	IDENT LABEL CLIP	12 EA		-B—
25	U0795	NP FV (S) 6-84-1	CONDUIT	AR EA		-B—



CHAPTER 3
INDEXES
CONTENTS

Para

1 Introduction

Chapter

3-1 Index of NATO Stock Numbers to Chapter, Figure and Item Numbers.


3-2 Index of Manufacturers' Part/Drawing Numbers to Chapter, Figure and Item Numbers.

3-3 Not Issued.

3-4 Index of NATO Supply Code for Manufacturers to Manufacturers' Name.

INTRODUCTION

1 This chapter identifies the number of indexes provided in support to the Main Parts List.




CHAPTER 3-1

INDEX OF NATO STOCK NUMBERS

TO

CHAPTER, FIGURE AND ITEM NUMBERS



INDEX OF NATO STOCK NUMBERS
TO
CHAPTER, FIGURE AND ITEM NUMBERS

NATO Stock Number	Chapter 2-Sub-chap	Fig & Item
2640-00-052-0944	0-2-1	1-7
6240-12-120-7952	0-3-1-1	3-12
6220-12-138-3986	0-3-1-1	2-5
		3-17
6220-12-151-4411	0-3-1-1	2-2
		3-5
6220-12-151-4412	0-3-1-1	3-7
6220-12-152-8600	0-3-1-1	2-3
		3-13
6220-12-164-7718	0-3-1-1	3-15
6240-12-173-4824	0-3-1-1	3-10
		3-20
6240-12-173-4827	0-3-1-1	3-11
		3-16
5935-12-188-1750	0-3-1-2	1-2
	0-3-2-2	1-2
1740-99-051-6827	0-2-7	1-20
5315-99-056-3402	0-2-4	1-6
5330-99-109-9998	0-2-1	1-32
1740-99-110-1984	0-2-7	1-17
2530-99-110-3076	0-2-1	1-29
5320-99-120-0181	0-1	1-2
5315-99-120-2570	0-2-3	1-19
5320-99-120-3878	0-1	1-34
		1-37
5310-99-120-7444	0-2-2	1-34
5320-99-122-1196	0-1	1-4
5306-99-122-2786	0-2-3	1-2
5310-99-122-3035	0-2-1	1-35
5310-99-122-4813	0-2-2	2-9
5306-99-122-5248	0-2-3	1-26
5306-99-122-5259	0-2-6	1-9
5310-99-122-5295	0-2-3	1-28
5310-99-122-5296	0-2-3	1-14
5305-99-122-5361	0-2-6	1-18
5305-99-122-5366	0-2-6	1-3
5305-99-122-5367	0-2-1	1-20
		1-30
	0-2-3	1-12
	0-2-6	1-13
5310-99-122-6475	0-2-6	1-10
		1-14
5310-99-122-6476	0-2-1	1-10
		1-34
	0-2-3	1-18

NATO Stock Number	Chapter 2-Sub-chap	Fig & Item
5310-99-122-6477	0-2-3	1-3
5310-99-122-6479	0-2-7	1-13
5310-99-122-6480	0-2-3	1-8
5305-99-122-8671	0-2-1	1-15
2530-99-125-8785	0-2-1	1-13
5306-99-125-8787	0-2-6	1-5
1650-99-133-4594	0-2-3	1-37
5310-99-134-6098	0-1	1-7
		1-19
5310-99-135-2550	0-2-3	1-35
5310-99-135-9301	0-2-3	1-27
5310-99-135-9302	0-2-1	1-21
		1-31
	0-2-3	1-13
	0-2-6	1-4
5310-99-135-9303	0-2-1	1-16
5310-99-136-1515	0-2-4	1-5
5310-99-136-1518	0-2-5	1-6
5315-99-139-7210	0-2-7	1-11
2540-99-168-8372	0-2-4	1-1
4720-99-192-4747	0-2-3	1-29
5340-99-192-4748	0-2-7	1-10
3120-99-200-2459	0-2-2	2-12
5315-99-203-8739	0-1	1-25
5340-99-205-6507	0-3-1-2	1-6
	0-3-2-2	1-24
9905-99-206-6267	0-3-1-1	1-14
	0-3-2-1	1-14
1740-99-234-3460	0-2-7	1-18
5340-99-234-4105	0-3-2-1	1-23
2540-99-256-0244	0-2-3	1-1
4720-99-256-5401	0-2-3	1-34
2530-99-300-7855	0-2-1	1-8
2530-99-300-7877	0-2-2	1-36
5315-99-300-7878	0-2-7	1-5
6220-99-300-8477	0-3-2-1	2-7
		3-13
5310-99-301-9009	0-2-7	1-14
5315-99-304-5233	0-2-3	1-17
2530-99-325-0113	0-2-7	1-4
2530-99-360-4418	0-2-7	1-0
5355-99-362-7782	0-2-7	1-16
2610-99-405-6007	0-2-1	1-4
6220-99-411-1156	0-3-2-1	2-2
		3-9

INDEX OF NATO STOCK NUMBERS
TO
CHAPTER, FIGURE AND ITEM NUMBERS

NATO Stock Number	Chapter 2-Sub-chap	Fig & Item
5310-99-432-2284	0-1	1-22
5975-99-496-0801	0-3-1-1	2-34
2530-99-496-1460	0-2-1	1-27
2540-99-513-6698	0-2-4	1-15
2530-99-517-3232	0-2-1	1-12
2540-99-521-3942	0-2	1-11
	0-2-5	1-0
5360-99-522-8779	0-2-7	1-6
5310-99-526-6255	0-2-2	1-35
		2-25
4730-99-535-4154	0-2-3	1-22
6240-99-546-8278	0-3-2-1	3-12
2530-99-564-2638	0-2-1	1-17
5306-99-588-0716	0-2-3	1-7
2540-99-588-0717	0-2-4	1-8
2530-99-598-7451	0-2-6	1-1
2530-99-608-3044	0-2-1	1-14
5340-99-618-7819	0-3-1-1	2-26
	0-3-2-1	2-26
9905-99-633-5308	0-3-1-1	1-8
4730-99-660-6742	0-2-3	1-23
5340-99-660-6743	0-2-3	1-20
5120-99-701-6116	0-2-7	1-12
5310-99-710-6980	0-1	1-8
		1-20
5340-99-728-0559	0-3-1-1	1-9
		2-25
	0-3-2-1	1-9
		2-25
5340-99-728-0563	0-3-1-1	2-27
	0-3-2-1	2-27
6220-99-731-5647	0-3-2-1	2-3
		3-5
6220-99-739-0157	0-3-1-1	3-2
6250-99-739-0158	0-3-1-1	3-4
2530-99-739-5426	0-2-1	1-1
2530-99-757-0923	0-2-6	1-12
2530-99-761-9323	0-2-2	2-19
5365-99-761-9324	0-2-2	2-24
6220-99-764-2017	0-3-1-1	2-1
		3-1
3120-99-764-2587	0-2-3	1-6
6220-99-764-3603	0-3-2-1	3-23
4730-99-765-4637	0-2-3	1-25
6220-99-765-5905	0-3-2-1	3-6

NATO Stock Number	Chapter 2-Sub-chap	Fig & Item
2510-99-765-7000	0-2	1-10
	0-2-4	1-0
2540-99-766-8845	0-2-5	1-15
2530-99-766-9116	0-2-2	1-22
2530-99-766-9117	0-2-2	2-1
2530-99-767-0976	0-2-7	1-19
4720-99-770-9890	0-2-3	1-31
5940-99-780-6129	0-3-1-1	2-7
2540-99-793-8547	0-2-5	1-1
2530-99-793-9144	0-2-2	2-3
2510-99-793-9145	0-1	1-5
5365-99-793-9152	0-2-2	2-17
2510-99-793-9154	0-2-2	2-2
5975-99-795-0282	0-3-2-1	2-9
2540-99-800-7368	0-2-2	1-13
5340-99-800-7372	0-2-2	1-19
5310-99-802-5872	0-2-2	1-26
5935-99-802-6456	0-3-2-1	1-40
4710-99-803-7931	0-2-4	1-14
9905-99-804-4136	0-3-1-2	1-5
	0-3-2-2	1-23
5340-99-804-7030	0-1	1-35
5940-99-805-0220	0-3-2-1	1-31
5935-99-805-0221	0-3-2-1	1-34
5935-99-805-0224	0-3-2-1	1-32
5940-99-805-1349	0-3-1-2	1-4
	0-3-2-2	1-21
5935-99-805-2864	0-3-2-1	1-30
5940-99-805-3090	0-3-2-1	1-33
2530-99-806-1967	0-2-1	1-2
9905-99-808-8192	0-1	1-1
	0-2	1-3
2610-99-809-3633	0-2-1	1-5
2640-99-809-4083	0-2-1	1-6
1650-99-811-4500	0-2-7	1-21
2530-99-811-6988	0-2-3	1-11
5340-99-811-6990	0-2-3	1-15
2530-99-811-6991	0-2-3	1-16
2540-99-812-9342	0-1	1-21
5310-99-814-9601	0-2-7	1-3
5310-99-819-1858	0-2-1	1-3
5340-99-821-1372	0-1	1-32
9905-99-824-1770	0-2	1-2
9905-99-825-9593	0-3-2-1	1-4
9905-99-825-9594	0-3-2-1	1-8

INDEX OF NATO STOCK NUMBERS
TO
CHAPTER, FIGURE AND ITEM NUMBERS

NATO Stock Number	Chapter 2-Sub-chap	Fig & Item
2530-99-829-1228	0-2-1	1-18
9905-99-829-6743	0-3-1-1	1-4
6220-99-829-6744	0-3-2-1	2-8
		3-20
2510-99-830-6791	0-1	1-10
2590-99-830-6792	0-1	1-9
2590-99-830-6793	0-1	1-26
2540-99-831-9828	0-2-5	1-7
2540-99-831-9830	0-1	1-14
	0-2-5	1-14
2530-99-831-9847	0-2-1	1-28
2530-99-832-1554	0-2-2	1-24
2530-99-832-1555	0-2-2	1-3
5340-99-832-1556	0-2-2	1-2
		1-5
2530-99-832-1557	0-2-2	1-8
2530-99-832-1558	0-2-2	1-9
2530-99-832-1559	0-2-2	2-13
2510-99-832-1560	0-2-2	1-1
5306-99-832-1561	0-2-2	1-10
2530-99-832-1562	0-2-2	1-32
5340-99-832-1563	0-2-2	1-14
5306-99-832-1564	0-2-2	2-23
2590-99-832-1587	0-3-1-1	1-15
	0-3-2-1	1-17
5340-99-832-4632	0-2-2	2-7
		2-11
6220-99-834-7697	0-3-2-1	2-1
		3-1
6220-99-835-1415	0-3-2-1	3-2
6220-99-838-0571	0-3-2-1	3-16
5340-99-840-1807	0-1	1-27
2520-99-848-1164	0-2-1	1-26
2530-99-848-1974	0-2-1	1-24
2530-99-848-1984	0-2-1	1-23
2530-99-848-9314	0-2-1	1-25
2530-99-848-9315	0-2-1	1-19
4710-99-850-3783	0-2-4	1-13
5310-99-874-2236	0-2-2	1-16
5310-99-874-2237	0-2-2	1-15
2540-99-874-2269	0-2-2	1-33
5340-99-874-2272	0-3-1-1	1-1
	0-3-2-1	1-1
2530-99-882-0424	0-2-3	1-32
9905-99-901-3287	0-1	1-3

NATO Stock Number	Chapter 2-Sub-chap	Fig & Item
9905-99-901-3287	0-2	1-5
5305-99-941-0279	0-1	1-18
5305-99-941-0280	0-2-2	1-29
5306-99-941-0285	0-2-2	2-4
5306-99-941-0303	0-2-2	2-20
5306-99-941-0316	0-1	1-11
5306-99-941-0342	0-2-5	1-3
5306-99-941-0349	0-2-5	1-2
5306-99-941-0365	0-2-2	1-6
5305-99-941-0511	0-3-1-1	1-2
	0-3-2-1	1-2
5305-99-941-0512	0-1	1-6
5306-99-941-0512	0-2-2	1-37
5305-99-941-0513	0-3-1-1	1-18
	0-3-2-1	1-20
5305-99-941-0526	0-1	1-28
5305-99-941-0527	0-2-4	1-3
5310-99-941-0903	0-2-3	1-21
5310-99-941-0904	0-2-2	1-12
5310-99-941-0905	0-2-2	1-18
5310-99-941-0924	0-2-2	1-31
		2-6
	0-3-1-1	1-20
	0-3-2-1	1-22
5310-99-941-0925	0-1	1-31
	0-2-2	2-22
5310-99-941-0926	0-2-2	1-11
		1-28
5310-99-941-0927	0-2-2	1-17
5310-99-941-0930	0-2-2	1-7
5305-99-941-1781	0-2-2	1-25
5310-99-941-2406	0-3-2-1	2-6
5310-99-941-2419	0-1	1-17
	0-2-5	1-13
	0-3-1-1	1-7
		1-13
		2-33
	0-3-2-1	1-7
		1-13
		1-29
		1-39
		2-33
5305-99-941-6190	0-1	1-15
	0-3-1-1	2-29
	0-3-2-1	1-15

**INDEX OF NATO STOCK NUMBERS
TO
CHAPTER, FIGURE AND ITEM NUMBERS**


NATO Stock Number	Chapter 2-Sub-chap	Fig & Item	NATO Stock Number	Chapter 2-Sub-chap	Fig & Item
5305-99-941-6190	0-3-2-1	1-25	5310-99-943-4299	0-1	1-13
		2-29	4730-99-943-9377	0-2-3	1-10
5310-99-941-6652	0-3-2-1	2-5		0-2-7	1-15
5310-99-941-6653	0-1	1-16	4730-99-943-9379	0-2-2	2-15
	0-2-5	1-12	5315-99-944-0190	0-2-4	1-7
	0-3-1-1	1-6	3110-99-950-1057	0-2-1	1-22
		1-12	2530-99-968-0447	0-2-2	2-10
		2-32	2510-99-978-0828	0	1-2
	0-3-2-1	1-6		0-1	1-0
		1-12	5340-99-980-8549	0-3-1-1	3-9
		1-16	6240-99-995-1337	0-3-2-1	3-8
		1-28			3-17
		1-38	6240-99-995-2253	0-3-1-1	3-3
		2-32		0-3-2-1	3-4
5310-99-941-6654	0-2-2	1-30			3-24
		1-38			
		2-5			
	0-3-1-1	1-3			
		1-19			
	0-3-2-1	1-3			
		1-21			
5310-99-941-6655	0-1	1-30			
	0-2-2	2-21			
	0-2-4	1-4			
5310-99-941-6656	0-2-2	1-27			
5310-99-941-6658	0-2-5	1-5			
5310-99-941-6661	0-2-2	2-14			
5310-99-941-6747	0-1	1-23			
5305-99-941-7085	0-3-2-1	2-4			
5310-99-941-7948	0-1	1-12			
5310-99-941-8386	0-1	1-29			
5310-99-941-8640	0-2-2	2-8			
5305-99-941-8894	0-2-5	1-11			
	0-3-1-1	1-5			
		2-30			
	0-3-2-1	1-5			
		2-30			
5305-99-941-8895	0-3-1-1	1-10			
	0-3-2-1	1-10			
		1-36			
5305-99-941-8896	0-3-2-1	1-26			
5325-99-942-3466	0-3-1-1	2-24			
	0-3-2-1	2-24			
5325-99-942-3499	0-3-1-1	2-23			
	0-3-2-1	2-23			

CHAPTER 3-2

INDEX OF MANUFACTURERS' PART/DRAWING NUMBERS

TO

CHAPTER, FIGURE AND ITEM NUMBERS



**INDEX OF MANUFACTURERS' PART/DRAWING NUMBERS
TO
CHAPTER, FIGURE AND ITEM NUMBERS**

Manufacturers Parts or Drawing Numbers	Chapter 2- Sub-chap	Fig & Item
0-004-70	0-3-2-2	1-13
0-004-71	0-3-2-1	2-22
013-3134-000	0-2-1	1-7
100603C	0-1	1-12
106101	0-2-3	1-26
11-454-11-13-1744	0-1	1-7
		1-19
1105	0-3-2-1	3-3
		3-7
		3-25
11063011	0-2-7	1-11
1107	0-3-2-1	3-11
111/07/04	0-3-1-1	2-7
1231	0-3-1-1	3-2
13/1311/1	0-2-2	2-11
131017	0-2-2	2-8
132750	0-2-3	1-21
1486865	0-2-1	1-18
1553	0-3-1-1	3-4
1652206	0-2-1	1-17
16835-875-01-02-01-103	0-1	1-34
		1-37
1774	0-3-2-1	3-23
2-00-00049	0-1	1-15
	0-3-1-1	2-29
	0-3-2-1	1-15
		1-25
		2-29
2-00-00613	0-2-2	1-18
203-3809	0-3-2-1	3-16
2342	0-3-2-1	3-12
2348	0-3-2-1	3-8
		3-17
2360	0-3-1-1	3-3
	0-3-2-1	3-4
		3-24
24-04-03	0-3-2-1	2-1
		3-1
24/01/00	0-3-2-1	2-2
		3-9
24/03/00	0-3-2-1	2-3
		3-5
2614	0-3-2-1	3-10
2615A	0-3-2-1	3-6
2740-16	0-1	1-22

**INDEX OF MANUFACTURERS' PART/DRAWING NUMBERS
TO
CHAPTER, FIGURE AND ITEM NUMBERS**

Manufacturers Parts or Drawing Numbers	Chapter 2- Sub-chap	Fig & Item
2853	0-3-1-1	2-12
2853-3100	0	1-1
2853-3101	0	1-1
2853-3103	0	1-1
2KA 001 324-04	0-3-1-1	2-5 3-17
2NE 002 481-01	0-3-1-1	2-3 3-13
2SD 001 698-00	0-3-1-1	2-2 3-5
3-112	0-2-2	1-14
311/01/50	0-3-2-1	2-7 3-13
3123	0-3-1-1	2-11
3144	0-3-1-1	2-10
3200	0-3-2-1	3-2
3327	0-3-1-1	1-9 2-25
	0-3-2-1	1-9 2-25
3330	0-3-1-1	2-27
	0-3-2-1	2-27
3334	0-3-1-1	2-28
	0-3-2-1	2-28
3340	0-3-1-1	2-26
359S354A	0-2-1	1-22
375-1500MBK	0-1	1-25
3797	0-3-1-1	3-12
40-01-00	0-3-2-1	2-8 3-20
4000T	0-2-1	1-6
42277-532-00-0	0-3-1-1	2-24
	0-3-2-1	2-24
44155	0-2-2	1-19
48175-411-7	0-2-2	2-14
50-04-10	0-3-1-1	2-1 3-1
53K2016	0-1	1-6
5404	0-1	1-8 1-20
	0-2-2	1-35 2-25
5420	0-3-2-1	3-18
5609	0-3-2-1	3-19
569001125	0-2-7	1-14

INDEX OF MANUFACTURERS' PART/DRAWING NUMBERS
TO
CHAPTER, FIGURE AND ITEM NUMBERS

Manufacturers Parts or Drawing Numbers	Chapter 2- Sub-chap	Fig & Item
569001128	0-2-7	1-3
6194542	0-2-6	1-12
64068694	0-2-3	1-11
64120476	0-2-3	1-36
64140470	0-2-3	1-24
64470425	0-2-3	1-32
64474674	0-2-3	1-30
64476964	0-2-3	1-15
64478356	0-2-3	1-16
64478628	0-2-3	1-33
7-50-8-25-16TR15	0-2-1	1-5
7.50 R 16C 4X4 O/R XZL TL 116N	0-2-1	1-4
71-03-00	0-3-1-1	1-14
77-02-00	0-3-1-1	1-4
77-03-00	0-3-1-1	1-8
79068018	0-2-2	1-34
850611	0-2-1	1-35
86-047-021	0-1	1-23
871	0-3-1-2	1-2
	0-3-2-2	1-2
9511	0-3-1-1	3-11
		3-16
953016	0-2-4	1-7
961-27-016	0-2-7	1-13
9627	0-3-1-1	3-10
		3-20
99 9901-146	0-3-1-1	3-9
9EL 072 373-001	0-3-1-1	3-18
9EL 104 544-00	0-3-1-1	3-7
9EL 111 600-00	0-3-1-1	3-15
9GD 104 543-001	0-3-1-1	3-8
9GP 072 300-001	0-3-1-1	3-19
A1755A	0-2-2	1-26
BH108141	0-2-6	1-9
BMCFNZ506	0-2-2	1-11
		1-28
BMCFNZ507	0-2-2	1-17
BS1768NH61005Z0	0-2-2	1-7
BS1981 TABLE 16 10 UNF X 1	0-3-1-1	1-10
	0-3-2-1	1-10
		1-36
BS1981 TABLE 16 10 UNF X 1-1/2	0-3-2-1	1-26
BS1981 TABLE 16 10 UNF X 3/4	0-2-5	1-11
	0-3-1-1	1-5
		2-30

**INDEX OF MANUFACTURERS' PART/DRAWING NUMBERS
TO
CHAPTER, FIGURE AND ITEM NUMBERS**

Manufacturers Parts or Drawing Numbers	Chapter 2- Sub-chap	Fig & Item
BS1981 TABLE 16 10 UNF X 3/4	0-3-2-1	1-5 2-30
BS1981 TABLE 16 6 UNC X 1/2	0-3-2-1	2-4
BS1981 TABLE 4 3/8 UNF X 1-1/4	0-2-2	1-25
BS3410 - 1/2 IN.ID	0-2-5	1-4
BS3410 - No.10	0-3-1-1	1-11 2-31
	0-3-2-1	1-11 1-27 1-37 2-31
BS3692 - M8 X 12MM LG	0-3-1-1	2-4
BS3692 - NUT M5	0-3-2-1	3-22
BS3692 - NUT M6	0-3-1-1	2-9
	0-3-2-1	3-15
BS3692 - SCREW M6	0-3-1-1	2-6
BS4174 - No.00 X 3/8 IN.LG	0-2	1-6
BS4174 - No.4 X 3/8 IN.LG	0-2	1-4
BS4320 - FLAT M6	0-2-6	1-19
BS4320 - LOCK M5	0-3-2-1	3-21
BS4320 - LOCK M6	0-3-1-1	2-8
	0-3-2-1	3-14
BS4439 - STUD M10 X 35 LG	0-2-1	1-9
BS4929 - NUT LOCKING M12	0-2-3	1-4
BS4929 - NUT LOCKING M16	0-2-6	1-6
BS4929 - NUT LOCKING M20	0-2-3	1-9
BS4929 - NUT LOCKING M6	0-2-6	1-20
BS4929 - NUT LOCKING M8	0-2-6	1-11 1-15
BS4929 - NUT M10	0-2-1	1-11
BW10279	0-1	1-29
BW10902	0-2-3	1-2
BW12367	0-2-3	1-35
BW204706	0-2-3	1-29
BW204707	0-2-3	1-31
BW206826	0-2-2	2-12
BW208546	0-2-1	1-32
BW77832	0-2-2	1-27
DEF STAN 53-83 TABLE 1(A)	0-2-4	1-12
DEF STAN 53-83 TABLE 1(C)	0-2-4	1-17
E2140	0-2-2	1-2 1-5
EK-03	0-3-2-2	1-22
FV (S) 21-4	0-3-2-1	1-14
FV (S) 6-84-1	0-3-2-2	1-25

**INDEX OF MANUFACTURERS' PART/DRAWING NUMBERS
TO
CHAPTER, FIGURE AND ITEM NUMBERS**

Manufacturers Parts or Drawing Numbers	Chapter 2- Sub-chap	Fig & Item
FV (S) 6-84-3	0-3-2-2	1-5
FV (S) 7-2-1	0-3-1-2	1-5
	0-3-2-2	1-23
FV (S) 7-3-1	0-3-1-2	1-6
	0-3-2-2	1-24
FV (S) 9-2-3	0-3-1-2	1-4
	0-3-2-2	1-21
FV 1023556 ITEM13	0-2-3	1-27
FV 1069339/325	0-2-1	1-10
		1-34
	0-2-3	1-18
FV 11719	0-1	1-33
FV 12066	0-2-1	1-25
FV 12069	0-2-1	1-19
FV 130671	0-1	1-1
	0-2	1-3
FV 131185	0-2-1	1-23
FV 133030	0-1	1-3
	0-2	1-5
FV 14356	0-2-1	1-26
FV 15761	0-2-1	1-24
FV 159941	0-3-2-1	1-30
FV 169423	0-3-2-1	1-31
FV 169424	0-3-2-1	1-34
FV 169429	0-3-2-1	1-32
FV 2000727	0-2-1	1-2
FV 2003800 ITEM41	0-2-6	1-18
FV 2003800 ITEM46	0-2-3	1-28
FV 2003800 ITEM47	0-1	1-17
	0-2-5	1-13
	0-3-1-1	1-7
		1-13
		2-33
	0-3-2-1	1-7
		1-13
		1-29
		1-39
		2-33
FV 2003800 ITEM49	0-2-5	1-6
FV 2003816 ITEM15	0-2-1	1-20
		1-30
	0-2-3	1-12
	0-2-6	1-13
FV 2003816 ITEM19	0-2-3	1-14
FV 2068750 ITEM 13	0-2-6	1-3

**INDEX OF MANUFACTURERS' PART/DRAWING NUMBERS
TO
CHAPTER, FIGURE AND ITEM NUMBERS**

Manufacturers Parts or Drawing Numbers	Chapter 2- Sub-chap	Fig & Item
FV 2071292 ITEM50	0-2-1	1-21 1-31
	0-2-3	1-13
	0-2-6	1-4
FV 2104524 ITEM5	0-3-2-1	2-5
FV 2116423 ITEM 61	0-2-3	1-3
FV 2124172	0-2-3	1-1
FV 2124369	0-2-4	1-10
FV 2124370	0-2-4	1-9
FV 2124371	0-2-4	1-11
FV 2140255	0-2-4	1-1
FV 2140256	0-2-4	1-14
FV 2140257	0-2-4	1-13
FV 2140258	0-2-4	1-15
FV 2140259	0-2-4	1-8
FV 2140260	0-2-4	1-2
FV 2140261	0-2-4	1-6
FV 2140262	0-2-4	1-16
FV 2140536	0-2-1	1-27
FV 2140537	0-2-1	1-29
FV 2140539	0-2-3	1-34
FV 2140541	0-2-1	1-1
FV 2140542	0-2-1	1-12
FV 2140545	0-2	1-7
	0-2-1	1-0
FV 2140546	0-2-1	1-33
FV 2140611	0-2-6	1-5
FV 2140615	0	1-0
FV 2140616	0	1-3
	0-2	1-0
FV 2140617	0-2	1-1
FV 2140627	0-2	1-12
	0-2-6	1-0
FV 2140633	0-2-6	1-1
FV 2140643	0-2	1-9
	0-2-3	1-0
FV 2140646	0-2-3	1-5
FV 2140649	0-2-3	1-7
FV 2140652	0-2-3	1-22
FV 2140653	0-2-3	1-23
FV 2140654	0-2-3	1-25
FV 2140655	0-2-3	1-20
FV 2140656	0-2-3	1-17
FV 2140720	0-2	1-13
	0-2-7	1-0

**INDEX OF MANUFACTURERS' PART/DRAWING NUMBERS
TO
CHAPTER, FIGURE AND ITEM NUMBERS**

Manufacturers Parts or Drawing Numbers	Chapter 2- Sub-chap	Fig & Item
FV 2140721	0-2-7	1-1
FV 2140722	0-2-7	1-12
FV 2140723	0-2-7	1-2
FV 2140724	0-2-7	1-4
FV 2140725	0-2-7	1-10
FV 2140726	0-2-7	1-5
FV 2140727	0-2-7	1-6
FV 2140728	0-2-7	1-7
FV 2149903-8	0-2-1	1-16
FV 2164615/23	0-3-1-1	1-2
	0-3-2-1	1-2
FV 2164615/24	0-3-1-1	1-18
	0-3-2-1	1-20
FV 2164615/25	0-1	1-31
	0-2-2	2-22
FV 2164615/27	0-2-2	1-30
		1-38
		2-5
	0-3-1-1	1-3
		1-19
	0-3-2-1	1-3
		1-21
FV 2164615/28	0-1	1-30
	0-2-2	2-21
	0-2-4	1-4
FV 2168550	0-2-1	1-8
FV 2168634	0-2-6	1-16
FV 2168635	0-2-6	1-17
FV 2168636	0-2-6	1-8
FV 2168637	0-2-6	1-2
FV 2168652	0-3-2	1-1
	0-3-2-1	1-0
		2-0
		3-0
FV 2168653	0-3-2-1	2-10
	0-3-2-2	1-1
FV 2168653 ITEM 6	0-3-2-2	1-3
FV 2168654	0-3-2-1	2-13
	0-3-2-2	1-4
FV 2168655	0-3-2-1	2-11
	0-3-2-2	1-7
FV 2168656	0-3-2-1	2-12
	0-3-2-2	1-8
FV 2168657	0-3-2-1	2-14
	0-3-2-2	1-9

**INDEX OF MANUFACTURERS' PART/DRAWING NUMBERS
TO
CHAPTER, FIGURE AND ITEM NUMBERS**

Manufacturers Parts or Drawing Numbers	Chapter 2- Sub-chap	Fig & Item
FV 2168658	0-3-2-1	2-15
	0-3-2-2	1-10
FV 2168659	0-3-2-1	2-16
	0-3-2-2	1-11
FV 2168660	0-3-2-1	2-17
	0-3-2-2	1-12
FV 2168661	0-3-2-1	2-18
	0-3-2-2	1-14
FV 2168662	0-3-2-1	2-19
	0-3-2-2	1-15
FV 2168663	0-3-2-1	2-20
	0-3-2-2	1-16
FV 2168664	0-3-2-1	2-21
	0-3-2-2	1-17
FV 2168665	0-3-1	1-1
	0-3-1-1	1-0
		2-0
		3-0
FV 2168666	0-3-1-1	2-15
	0-3-1-2	1-1
FV 2168666 ITEM 6	0-3-1-2	1-3
FV 2168667	0-3-1-1	2-18
	0-3-1-2	1-13
FV 2168667 ITEM1	0-3-1-2	1-14
FV 2168668	0-3-1-1	2-19
	0-3-1-2	1-15
FV 2168668 ITEM 1	0-3-1-2	1-16
FV 2168669	0-3-1-1	2-17
	0-3-1-2	1-7
FV 2168669 ITEM1	0-3-1-2	1-12
FV 2168670	0-3-1-1	2-16
	0-3-1-2	1-8
FV 2168671	0-3-1-1	2-20
	0-3-1-2	1-9
FV 2168672	0-3-1-1	2-21
	0-3-1-2	1-10
FV 2168673	0-3-1-1	2-22
	0-3-1-2	1-11
FV 2168674	0-3-1-1	2-14
	0-3-1-2	1-17
FV 2168674 ITEM 1	0-3-1-2	1-18
FV 2168675	0-3-1-1	2-13
	0-3-1-2	1-19
FV 2168675 ITEM 1	0-3-1-2	1-20
FV 229532	0-3-2-2	1-18

**INDEX OF MANUFACTURERS' PART/DRAWING NUMBERS
TO
CHAPTER, FIGURE AND ITEM NUMBERS**

Manufacturers Parts or Drawing Numbers	Chapter 2- Sub-chap	Fig & Item
FV 229533	0-3-2-2	1-19
FV 229569	0-3-2-1	1-40
FV 27970	0-2-4	1-3
FV 3003591	0-2-3	1-8
FV 3005776	0-2-6	1-10
		1-14
FV 3202752 ITEM 49	0-1	1-16
	0-2-5	1-12
	0-3-1-1	1-6
		1-12
		2-32
	0-3-2-1	1-6
		1-12
		1-16
		1-28
		1-38
		2-32
FV 3202753 ITEM51	0-2-5	1-5
FV 354081	0-3-2-1	1-24
FV 450983	0-2-3	1-10
	0-2-7	1-15
FV 501292	0-3-1-1	1-16
	0-3-2-1	1-18
FV 506666	0-3-2-1	1-23
FV 512562	0-2-2	1-16
FV 512563	0-2-2	1-15
FV 556150	0-2-2	1-33
FV 556226	0-3-1-1	1-1
	0-3-2-1	1-1
FV 558811 ITEM12	0-2-2	1-31
		2-6
	0-3-1-1	1-20
	0-3-2-1	1-22
FV 565111	0-3-2-1	1-35
FV 607197	0-3-1-1	1-17
	0-3-2-1	1-19
FV 666411	0-2	1-11
	0-2-5	1-0
FV 666412	0-2-5	1-1
FV 666413	0-2-5	1-7
FV 694863	0-3-2-1	1-33
FV 700208 ITEM33	0-2-2	1-12
FV 702033	0-1	1-21
FV 746831	0-1	1-5
FV 746897	0-1	1-36

**INDEX OF MANUFACTURERS' PART/DRAWING NUMBERS
TO
CHAPTER, FIGURE AND ITEM NUMBERS**

Manufacturers Parts or Drawing Numbers	Chapter 2- Sub-chap	Fig & Item
FV 747009 ITEM 65	0-3-2-1	2-6
FV 7706491 ITEM10	0-1	1-2
FV 773705	0-2	1-2
FV 817186	0-3-2-1	1-4
FV 817187	0-3-2-1	1-8
FV 850761	0-2-1	1-28
FV 850762	0-2-1	1-3
FV 861665	0-2-2	2-7
FV 861666	0-2-2	2-10
FV 861667	0-2-2	2-16
FV 861668	0-2-2	2-19
FV 861669	0-2-2	2-18
FV 861670	0-2-2	2-17
FV 861671	0-2-2	2-3
FV 861672	0-2-2	2-2
FV 861673	0-2-2	2-13
FV 861674	0-2-2	2-1
FV 861675	0-2	1-8
	0-2-2	1-0
FV 861676	0-2-2	1-22
FV 861677	0-2-2	1-3
FV 861678	0-2-2	1-1
FV 861679	0-2-2	1-10
FV 861680	0-2-2	1-36
FV 861681	0-2-2	1-32
FV 861682	0-2-2	2-23
FV 861683	0-2-2	1-8
FV 861684	0-2-2	1-9
FV 861685	0-2-2	1-24
FV 861686	0-2-2	1-4
FV 861714	0-3-1-1	1-15
	0-3-2-1	1-17
FV 861721	0	1-2
	0-1	1-0
FV 861722	0-2	1-14
FV 861726	0-1	1-10
FV 861727	0-1	1-9
FV 861739	0-1	1-27
FV 861740	0-1	1-26
FV 861978	0-1	1-14
	0-2-5	1-14
FV 861978 ITEM 2	0-2-5	1-8
FV 862121	0-2-5	1-15
FV 924414	0-1	1-24
FV 924462	0-2	1-10

INDEX OF MANUFACTURERS' PART/DRAWING NUMBERS
TO
CHAPTER, FIGURE AND ITEM NUMBERS

Manufacturers Parts or Drawing Numbers	Chapter 2- Sub-chap	Fig & Item
FV 924462	0-2-4	1-0
FV 924542	0-2-2	2-24
FV 924781	0-2-2	1-23
FV 964651 ITEM32	0-1	1-18
GHF 114	0-2-2	1-6
GZ09	0-3-2-2	1-6
H73195000406	0-2-6	1-7
HBZ0414	0-2-2	2-4
HBZ0520	0-2-2	2-20
HBZ0618	0-1	1-11
HC1335	0-2-5	1-9
		1-17
	0-2-7	1-9
HC5115	0-2-5	1-10
HL11506	0-2-5	1-16
HZS0507	0-1	1-28
K23503RP	0-2-2	1-37
KIT 108	0-2-3	1-37
KIT 142	0-2-7	1-16
KIT 153	0-2-7	1-18
KIT 164	0-2-7	1-17
KIT 3623	0-2-7	1-21
M19	0-1	1-35
M226	0-1	1-32
NC12	0-3-1-1	2-34
NTD249-45-6-01	0-2-2	2-9
NU9-13Z1	0-2-4	1-5
NXAD14	0-3-2-1	2-26
NYVIN 16	0-3-2-2	1-20
OE6152221	0-2-1	1-14
OE6152223	0-2-1	1-13
P01282001400	0-2-7	1-19
P303N	0-2-7	1-20
P3859	0-2-2	1-13
P3859 ITEM 3	0-2-2	1-20
P3859 ITEM 4	0-2-2	1-21
PG11	0-3-1-1	3-6
		3-14
PM3040DX	0-2-3	1-6
PPD126-11-6	0-1	1-13
RISTS TYPE 2	0-2-7	1-8
S16-105	0-2-5	1-3
S16-112	0-2-5	1-2
S1C3717-150	0-3-1-1	2-23
	0-3-2-1	2-23

**INDEX OF MANUFACTURERS' PART/DRAWING NUMBERS
TO
CHAPTER, FIGURE AND ITEM NUMBERS**


Manufacturers Parts or Drawing Numbers	Chapter 2- Sub-chap	Fig & Item
SH110451	0-2-1	1-15
SP76	0-1	1-4
SP90	0-2-3	1-19
T11F27	0-2-2	2-15
ULP82E	0-2-2	1-29
VT JB/100	0-3-2-1	2-9

CHAPTER 3-4

INDEX OF NATO SUPPLY CODE FOR MANUFACTURERS

TO

MANUFACTURERS' NAME



INDEX OF NATO SUPPLY CODE FOR MANUFACTURERS
TO
MANUFACTURERS' NAMES

NSCM	Manufacturer
13499	Rockwell Int Corp Collins Avionics, Cedar Rapids IA
D8095	Hella Kg Hueck & Co, Rixbecker Strasse, Lippstadt
D8115	NO ADDRESS ENTERED
D8220	NO ADDRESS ENTERED
K0036	British Timken, Duston, Northampton
K0056	Standard Rubber And Plastics Co Ltd, Weymouth
K0092	AP Lockheed, Tachbrook Rd, PO BOX 12, Leamington Wks
K0312	Glacier Metal Co Ltd, Glasgow
K0325	NO ADDRESS ENTERED
K0327	NO ADDRESS ENTERED
K0515	Osram(GEC) Ltd, East Lane, Wembley, Middlesex. HA9 7PG
K0605	Lansing Linde Ltd, Basingstoke, Hants, RG21 2XJ
K0720	Hellermann Insuloid, Manchester
K0798	Rubery Owen Group Services Ltd, Wednesbury, W. Mids
K0800	Armstrong Forest Fasteners Ltd, Glamorgan
K0851	MoD., Kentigern H'se, 65 Brown St, Glasgow G2 8EX
K1039	Perkson Ltd, Lye, Stourbridge, W Mids
K1078	Flexible Lamps Ltd, Harlow, Essex
K1265	NO ADDRESS ENTERED
K1390	B I C C Brand Rex Ltd, Leigh, Lancashire
K1793	Hellermann Electrics, Pennycross Close, Plymouth
K1806	MoD (Navy), DG Underwater Weapons
K2158	European Industrial Services Ltd, Warley, W Mids
K2388	NO ADDRESS ENTERED
K2956	Michelin Tyre, Campbell Rd, Stoke-On-Trent. ST4 4EY
K3297	Spirol Industries Ltd, Corby
K4131	NO ADDRESS ENTERED
K4244	VSEL, Armament Division, Barrow, Cumbria
K4247	N E I Clarke Chapman Ltd, Rodley, Leeds, LS13 1HN

NSCM	Manufacturer
K4284	Rover Gp (Cars) Ltd, Service Div, Oxford
K4384	Tambrands Ltd, Havant, Hants, PO9 5DG
K4547	Plessey Radar PLC, Chessington, Surrey
K4556	Siemens Plessey System Ltd, Cowes, IOW. PO31 8PF
K4629	Reynolds Boughton Ltd, Bell Lane, Amersham, Bucks
K4922	Marshall SPV Ltd, Motor Bodies Div, Cambridge
K5623	Woodhead Manufacturing Co Ltd, Ossett, W Yorks
K6226	Bradley Doublelock Ltd, Bingley, W Yorks
K6451	VSEL, Barrow, Cumbria
K7194	Talbot Motor Company Ltd, Slough
K7766	BSI, 2 Park Street, London. W1A 2BS
K7817	HEYCO Manufacturing Co Ltd, Wimborne, Dorset
K8525	Lincoln Floor Maintenance Ltd, Hants, GU11 7QR
S3465	Hagglunds, Ornskoldsvik, Sweden
U0026	Lucas Heavy Duty Braking Systems, Cwmbran, Gwent
U0041	Lucas Electrical Products (Heavy Duty Division)
U0065	NO ADDRESS ENTERED
U0100	Metalastik (Dunlop Ltd), Evington Valley Rd, Leics
U0724	Vauxhall Motors, Griffin House, Po Box 3, Luton
U0789	Lucas Service (UK) Ltd, New Southgate, London
U0795	MoD. (DRA), FV & S Chobham Lane, Chertsey, Surrey
U1030	Land Rover Parts, Unipart House, Cowley, Oxford
U1049	Silentbloc Ltd, London,
U1106	Power Torque Engineering Ltd, Binley, Coventry

**INDEX OF NATO SUPPLY CODE FOR MANUFACTURERS
TO
MANUFACTURERS' NAMES**

NSCM	Manufacturer
U1269	MoD(Army), ATSA DTS, Ha-Ha Road, Woolwich, SE18 4QF
U1453	Senior Colman Ltd, Barton Dock Road, Stretford
U2319	Hymac Parts & Service Ltd, Wolverhampton
U3419	Smalley Excavators, Cherry Holt Rd, Bourne, Lincs
U4555	Ministry Of Defence (Army), Atsa Dts, Woolwich
U5633	NO ADDRESS ENTERED
U5837	Wellman Robey Ltd, Oldbury, W Mids, B69 3ET
U7784	NO ADDRESS ENTERED
U8331	NO ADDRESS ENTERED

NSCM	Manufacturer

This proforma should be retained in this publication. When required for use, reproduce locally.

COMMENT ON AESP

TO: ARMY TECHNICAL SUPPORT AGENCY (DTS) FROM:
BLDG 105 SECTION TSS2.11
CHETWYND BARRACKS
CHILWELL
BEESTON
NOTTINGHAM NG9 5HA

Sender's Reference..... Tel.No.....

Date.....

Title of AESP TRAILER,CARGO,3/4 TONNE,WIDE TRACK,2 WHEELED,FV 2381 MK3

COMMENT

Signed:

TO: FROM: ATSA (DTS)
..... BLDG 105 SECTION TSS2.11
..... CHETWYND BARRACKS
..... CHILWELL
..... BEESTON
..... NOTTINGHAM NG9 5HA

Thank you for commenting on AESP 2330-C-500-711

* Action is being taken to:

*(i) Revise the AESP


*(ii) Amend the AESP

* No action is considered necessary for the following reasons:

* Delete as necessary

Signed:

Date.....



AESP REGISTRATION DEMAND FORM

AESP Form 1(M)
Issue 1/97

PART 1 - REGISTRATION

a) Send to:
TS 4.1.2, TS 4 Pubs
ATSA, DTS
Customer Registration Section
Building 10/21, Room 2
Ha-Ha Road
Woolwich SE18 4QF
Tel: ATN 788 or STD 0181-781
Exts 4874/4478

b) BIN No

c) UIN

d) INFORMATION LEVEL

e) EQUIPMENT TITLE
(Refer to listings in AESP Indexes)

f) REASON SUBMITTED (Only Tick one Box per form)	INITIAL REGISTRATION	AMENDMENT	CANCELLATION	Form 1M & 2 Pads Demand (See boxes n) & o) in Part 2)
<input type="checkbox"/>	<input type="checkbox"/>	<input type="checkbox"/>	<input type="checkbox"/>	

g) AESP REFERENCE NUMBER

h) CATEGORY	1		2		3		4		5				6		7					8			j) Non-Equip AESP	
	0	1	2	0	1	2	0	1	2	1	2	3	4	0	1	1	2	3	4	5	1	2		3
Sub-Cat																								
Quantity																								

Notes: 1. For available Categories see relevant Group Index 2. For a complete list of AESP Group Indexes see 0100-A-001-013

PART 2 - DEMANDS (must be completed to receive pubs)

TS 4 Codes: NS = 'Nil Stock'. Allow approx. 2 Weeks for delivery. Do not re-demand.
LTD = 'Limited Distribution'. Unit should not re-demand without detailed justification.
NI = AESP reference at box g 'Not Identified' in the AESP Indexes. Form cannot be actioned.
NYP = 'Not Yet Published'. AESP is registered, category will be automatically issued as & when published.

**This box for TS 4 Use Only
CONTROL NO.:**

k) CATEGORY	QTY	CODES

k) CATEGORY	QTY	CODES

n) AESP Form 1(M) Qty
Pads

o) AESP Form 2 Qty
Pads

l) Full Unit Address (Block Capitals):

m) Name (Block Capitals):
Rank/Grade:
Full Tel No.:
Signature: Date

