







































## Headline measures from Taking Part Survey - Child

Percentage

	Significant changes since earliest data	Trend	2008/09	2009/10	2010/11	2011/12	2012/13	2013/14	2014/15
<b>Culture</b>									
Has engaged with the arts in the last year (5-10 year olds)			97.2	97.2	98.2	98.6	98.4	98.9	98.1
Has engaged with the arts in the last year (11-15 year olds)			98.8	99.1	99.0	99.8	99.8	99.4	98.1
Has visited a museum or gallery in the last year (5-10 year olds)			66.0	70.3	67.6	60.9	63.2	62.9	63.6
Has visited a museum or gallery in the last year (11-15 year olds)			59.4	66.8	60.7	60.9	57.6	60.4	60.4
Has visited a public library in the last year (5-10 year olds)			72.2	77.9	76.4	68.2	69.4	67.1	67.7
Has visited a public library in the last year (11-15 year olds)			78.6	71.6	74.4	77.9	77.4	74.1	73.6
Has visited a heritage site in the last year (5-10 year olds)			71.4	79.4	72.6	71.9	72.9	69.9	68.7
Has visited a heritage site in the last year (11-15 year olds)			65.1	71.0	69.3	72.8	71.9	66.9	69.2
Has visited an archive in the last year (11-15 year olds)			9.7	5.4	9.9	8.5	8.7	8.0	7.3
<b>Sport</b>									
Has participated in any sport in the last 4 weeks (5-10 year olds)			84.8	86.1	85.4	82.7	81.1	84.1	81.1
Has participated in any sport in the last 4 weeks (11-15 year olds)			96.0	96.7	94.5	96.1	94.9	96.7	94.9
Has participated in any sport in the last week (5-10 year olds)			74.7	77.9	75.4	69.9	67.2	71.2	69.1
Has participated in any sport in the last week (11-15 year olds)			88.8	88.0	85.9	86.6	89.1	90.0	89.5
<b>Olympics &amp; Paralympics</b> (Would you say that the UK hosting the London 2012 Olympic and Paralympic Games has encouraged you to take part in sport?)									
A lot (5-10 year olds)			N/A	N/A	N/A	4.3	18.4	14.1	13.2
A little (5-10 year olds)			N/A	N/A	N/A	20.1	33.7	31.1	26.5
Not at all (5-10 year olds)			N/A	N/A	N/A	72.1	46.4	54.3	59.6
A lot (11-15 year olds)			N/A	N/A	N/A	9.9	18.2	17.9	15.4
A little (11-15 year olds)			N/A	N/A	N/A	37.6	41.9	45.2	41.9
Not at all (11-15 year olds)			N/A	N/A	N/A	51.1	38.7	36.9	42.5

N/A Data not available for this year

5-10 year old data relates to out of school activities only

11-15 year old data consists of activities participated in and out of school