

# Renewable Transport Fuel Obligation statistics, obligation period 7, 2014/15, report 5

## Statistical Release

05 November 2015



Department  
for Transport

## Renewable Transport Fuel Obligation statistics: obligation period 7, 2014/15, report 5

This publication presents statistics on the Renewable Transport Fuel Obligation (RTFO) for the obligation year 15 April 2014 to 14 April 2015 (Year 7) based on data currently available. This is report five of six and therefore contains an incomplete dataset for Year 7.

It includes information on:

- the amount of UK road transport fuel from renewable and fossil fuel;
- the number of Renewable Transport Fuel Certificates (RTFCs) which have been issued to fuel meeting the sustainability requirements;
- the balance of RTFCs by obligation period;
- trades of RTFCs between suppliers and/or traders;
- carbon and sustainability (C&S) characteristics of the renewable fuel to which RTFCs have been issued; and
- voluntary scheme data of renewable transport fuel.

Data is published quarterly. C&S data on biofuel supplied by fuel suppliers is published annually. Previously published reports can be found on the DfT website:

<https://www.gov.uk/government/organisations/department-for-transport/series/biofuels-statistics>

The publication timetable can be found at Annex A.

	Page
Executive summary	2
RTFO graphs	3
Notes on data	6
Glossary	8
Annex A: RTFO reporting statistics and timetable	13

### FURTHER INFORMATION

#### Media Enquiries:

020 7944 4833

#### Public Enquiries:

020 7944 8555

[rtfo-compliance@dft.gsi.gov.uk](mailto:rtfo-compliance@dft.gsi.gov.uk)

## Executive summary

This report covers the supply of renewable fuels under the Renewable Transport Fuel Obligation from 15 April 2014 to 14 April 2015, based on data currently available<sup>1</sup>. The headline figures are:

- 1,671 million litres of renewable fuel have been supplied, which is 3.28% of total road and non-road mobile machinery fuel. 1,665 million litres (99.6%) of this renewable fuel has so far been demonstrated to meet the sustainability requirements<sup>2</sup>.
- 2,496 million RTFCs have been issued to fuel meeting the sustainability requirements, of which 1,617 million were issued to double counting feedstocks.
- Of the 1,665 million litres so far meeting the sustainability requirements, biodiesel (FAME) comprised 50% of supply, bioethanol 49% and biomethanol 1%. There were also small volumes of biogas and off road biodiesel.

C&S characteristics of the biofuels to which RTFCs have been issued:

- The most widely reported source for biodiesel (by feedstock and country of origin) was used cooking oil from the UK (159 million litres, 10% of total fuel, 19% of biodiesel).
- The most widely reported source for bioethanol (by feedstock and country of origin) was wheat from the UK (166 million litres, 10% of total fuel, 21% of bioethanol).
- 50% of biofuel was made from a waste/non-agricultural residue (double counting) feedstock.
- 30% of the biofuel was sourced from UK feedstocks.
- An aggregate greenhouse gas saving of 69% compared to fossil fuels was achieved. This figure excludes emissions from indirect land-use change.
- 99% of the biofuel was sourced via a voluntary scheme.
- The most commonly used voluntary scheme listed was ISCC at 83% of biofuel.

---

<sup>1</sup> The deadline for applying for RTFCs is 12 August following the obligation period.

<sup>2</sup> To qualify for RTFCs, fuels supplied must meet the sustainability criteria set out in the [Renewable Energy Directive](#) and the [Renewable Transport Fuel Obligations Order 2007](#)

- RTFO graphs

**Biofuel to which Renewable Transport Fuel Certificates have been issued**

99.6% of the biofuel supplied into the UK has so far been demonstrated to be sustainable, of which 49.7% was derived from waste feedstocks.

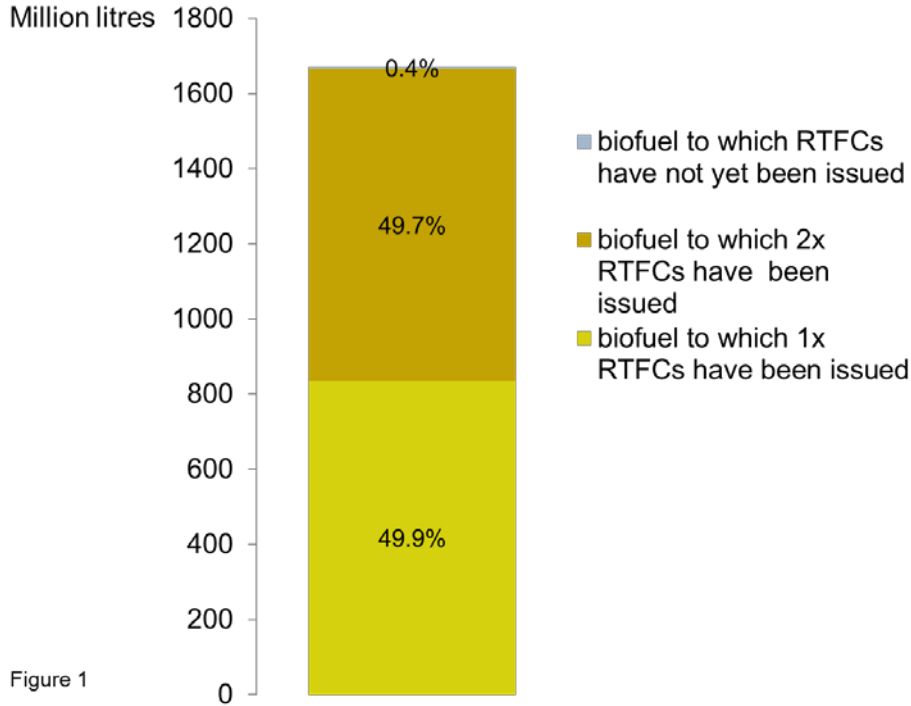


Figure 1

**Renewable Transport Fuel Certificates issued by greenhouse gas savings category**

79% of the RTFCs issued so far in 2014/15 have been issued to biofuel that delivered 60% or more GHG savings. This does not include emissions from indirect land-use change.

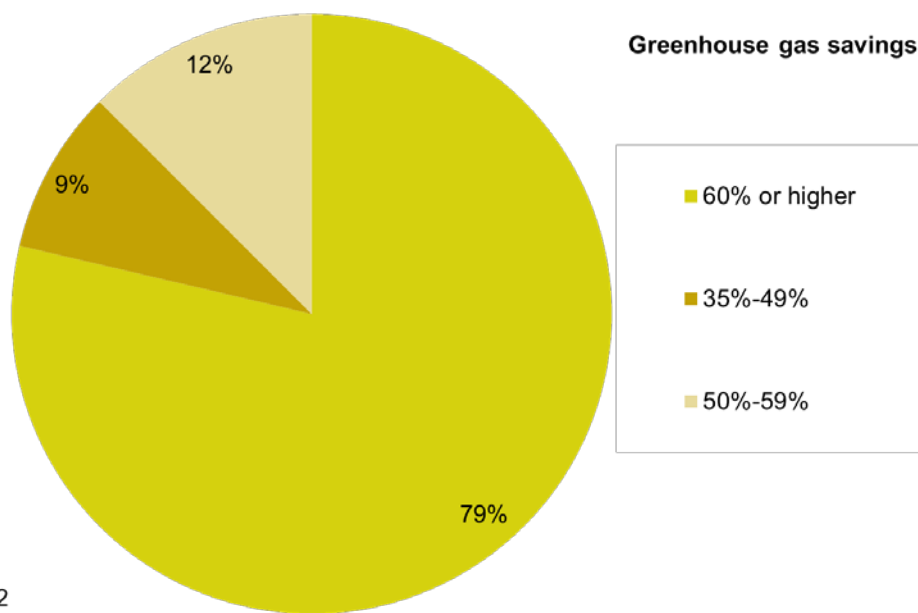
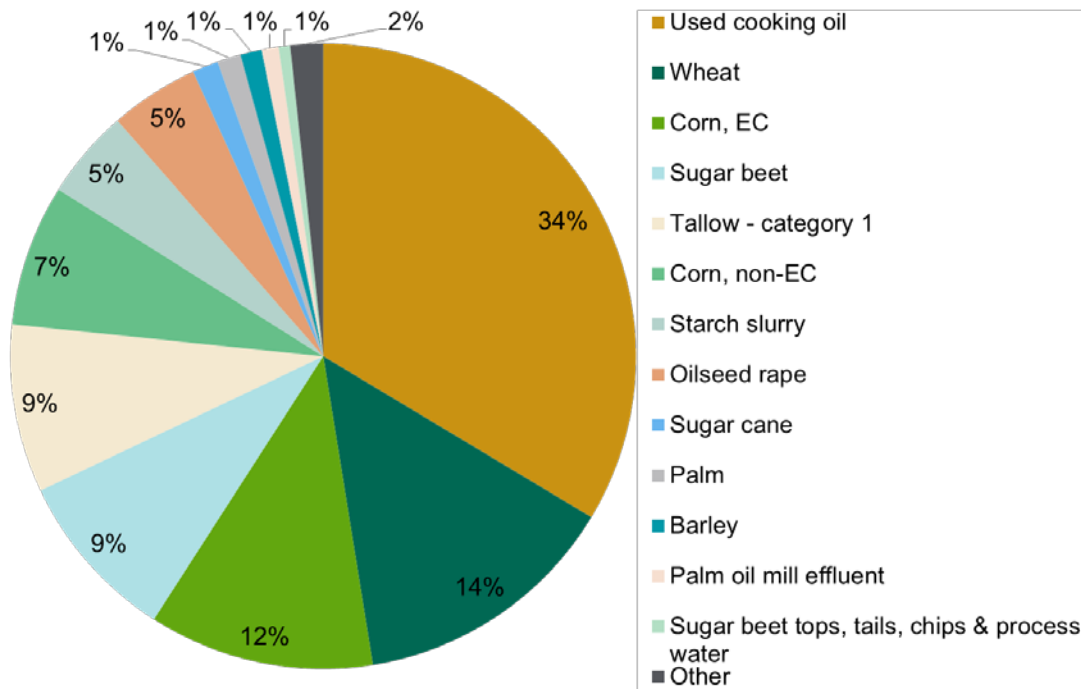


Figure 2

## Supply of biofuel to the UK by feedstock

Biodiesel from used cooking oil and bioethanol from wheat so far dominate supply.



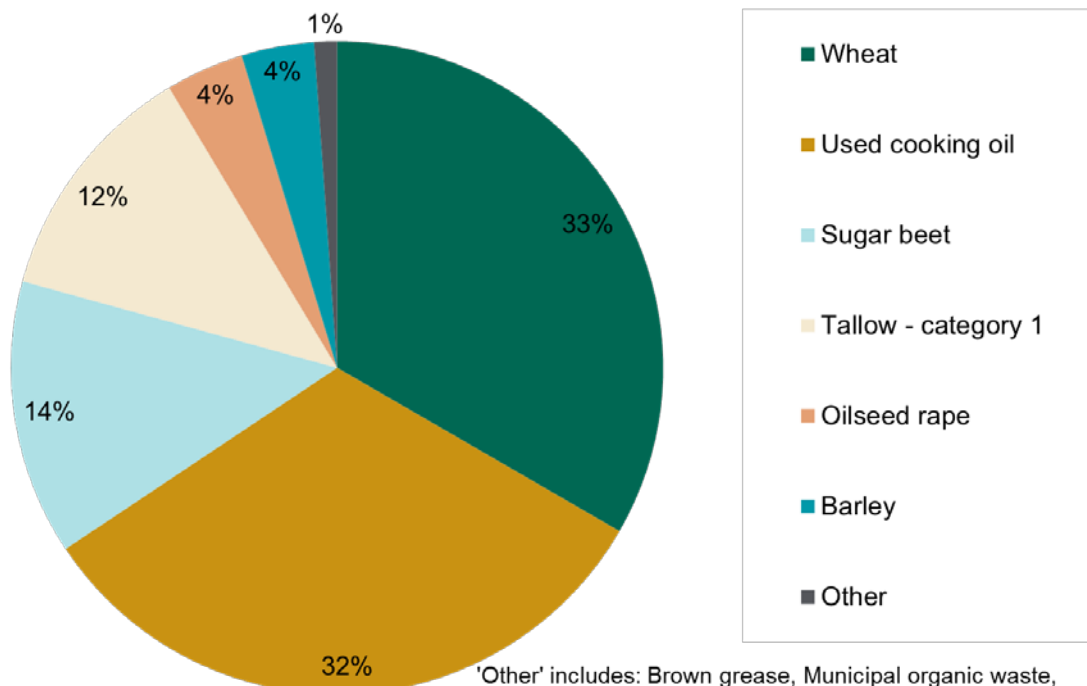
'Other' includes: Soapstock acid oil contaminated with sulphur, Spent bleached earth, Municipal organic waste, Tallow - category 3 or unknown, Brown grease, Food waste, Waste pressings from production of vegetable oils, Crude glycerine, Acid oil from UCO, Soy

Figure 3

*Apparent discrepancy in total of all the segments is due to rounding*

## Biofuel supply to the UK from feedstock with UK origin

Wheat and used cooking oil account for almost 65% of feedstock reported to date as UK origin.



'Other' includes: Brown grease, Municipal organic waste, Tallow - category 3 or unknown, Soapstock acid oil contaminated with sulphur, Corn EC, Food waste, Crude glycerine

Figure 4

## Supply of biofuel to the UK meeting a voluntary scheme

99% of sustainable biofuel supplied in year 7 so far has met a voluntary scheme. The International Sustainability and Carbon Certification scheme (ISCC) continues to dominate the market.

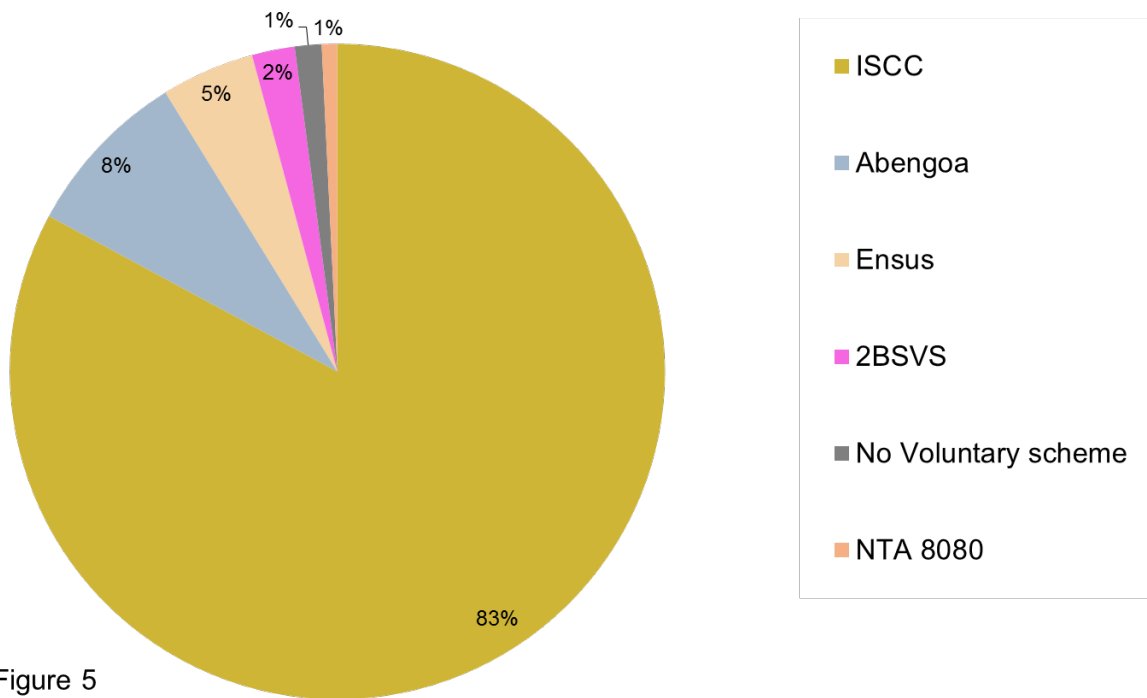


Figure 5

## Top 5 countries supplying biofuel to the UK

These countries make up almost 70% of total sustainable supply to date.

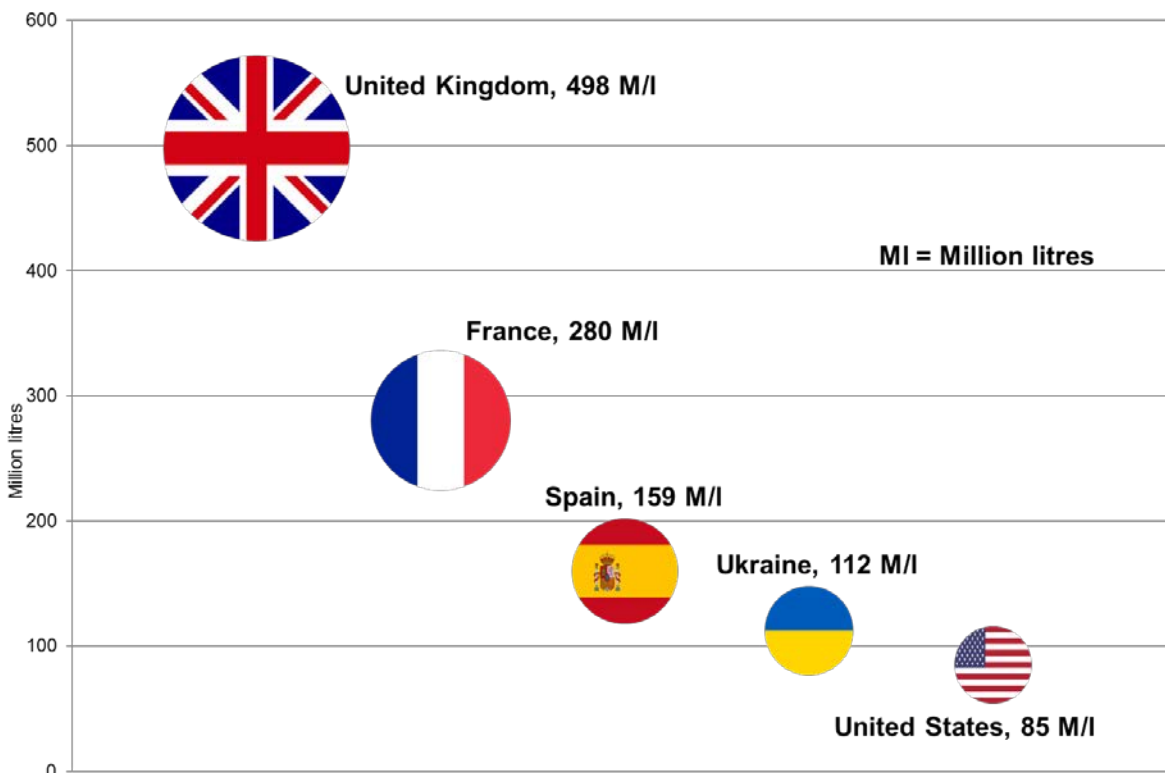


Figure 6

## Notes on data

### The Renewable Transport Fuel Obligation

The Renewable Transport Fuel Obligation (RTFO) is one of the Government's main policies for reducing greenhouse gas (GHG) emissions from road transport in the UK. The RTFO commenced on 15 April 2008 and is intended to deliver reductions in carbon dioxide emissions from the road transport sector by encouraging the supply of renewable fuels. The RTFO has been amended to implement the transport elements of the EU Renewable Energy Directive (RED), which include mandatory sustainability criteria for biofuels, from 15 December 2011.

Suppliers of sustainable biofuel can apply for Renewable Transport Fuel Certificates (RTFCs) under the RTFO. Biofuel must meet specified sustainability criteria in order to be entitled to the benefit of RTFCs. One RTFC is issued per litre/kg of liquid/gaseous biofuel derived from crop based feedstocks. Biofuels produced from wastes, non-agricultural residues, non-food cellulosic material, and ligno-cellulosic material are issued two RTFCs per litre/kg.<sup>3</sup>

Refiners, importers and any others who supply more than 450,000 litres of road transport fuel (liquid fossil or liquid or gaseous renewable) per year to the UK market are obligated under the RTFO. These obligated fuel suppliers are required to redeem a number of RTFCs in proportion to the volume of fossil fuel and unsustainable biofuel<sup>4</sup> they supply (own at HMRC's duty point). RTFCs may be bought or sold on the open market. Obligated suppliers also have the option to 'buy out' of their obligation, paying 30 pence per litre of biofuel that would otherwise have to have been supplied to meet their obligation. Suppliers may meet up to 25% of their obligation using RTFCs from the previous obligation period provided the sustainability criteria of the current period are met. This means that whilst individual suppliers' obligations may be met the overall supply of biofuel may be less than the volume target where the supply of biofuel has been greater than the volume target in the preceding year. In addition, the impact of double counting feedstocks will be to reduce the overall volume of biofuel needed to meet RTFO obligations.

### EU Renewable Energy Directive and Fuel Quality Directive

The RED is closely linked to the Fuel Quality Directive (FQD) and both directives include mandatory carbon and sustainability requirements that must be met if biofuel is to count towards European targets. Obligated parties must supply the same sustainable biofuel to meet their obligation under both directives. The sustainability criteria are that:

- Biofuels must achieve at least a **35% GHG emissions saving** (this threshold will rise over time);
- Biofuels may not be made from raw material obtained from land with **high biodiversity value** in or after January 2008.

---

<sup>3</sup> Biofuels produced from wastes, non-agricultural residues, non-food cellulosic material, and ligno-cellulosic material are considered to 'count twice' for Member States in meeting the ten percent transport target and for economic operators in meeting their obligation in national schemes. However, they do not count twice for the purposes of meeting the UK's overall renewable energy target under the RED.

<sup>4</sup> Biofuels that cannot be shown to meet the sustainability criteria are counted towards a supplier's obligation.

- Biofuels may not be made from raw material obtained from land with **high carbon stock** such as forests or land that was undrained peatland in January 2008 unless strict criteria are met.

## Reporting carbon and sustainability information

The RTFO Administrator requires biofuel suppliers to submit data on both the carbon intensity and the sustainability of the biofuels they supply, in order to receive RTFCs. This data must be independently verified and that verification submitted as part of the supplier's application for RTFCs.

## Sources of data in this report

Data on volumes of fuel, RTFCs (issues, redemptions, surrenders, transfers) and C&S data is held by the Administrator on the RTFO Operating System (ROS).

Volume data is submitted on a monthly basis by fuel suppliers to the RTFO Administrator and validated against HMRC duty payment data.

C&S data is submitted as part of a supplier's RTFC application. As suppliers may choose when to apply for RTFCs, and if the application is not approved the renewable fuel is not regarded as sustainable, C&S data is only reported on once RTFCs have been issued. There will therefore be a difference between the volume of biofuel supplied and the number of RTFCs issued/C&S data available. This difference will decrease over time until the final deadline for issuing RTFCs has passed (15 November following the obligation period). The final report for an obligation period will show the final position.

Data on RTFCs (issues, redemptions, surrenders, transfers) are recorded in ROS as all are issued, traded and tracked electronically.

## Strengths and weaknesses of the data

The Administrator validates volume data submitted by fuel suppliers against that held by HMRC regarding fuel duty liabilities. This data may change over time even after validation against HMRC data as suppliers make amendments to the volumes of fuel they have supplied (and duty liabilities).

C&S data is verified by independent verifiers and is also checked against the RTFO Guidance by the Administrator.

Whilst the Administrator validates volume data against HMRC data at a company level, there is not an exact match between the volume of fuel reported in this report and the volume of fuel reported in HMRCs Hydrocarbon Oils bulletin. Reasons for this include:

- Road duty is paid on fuel that is later proven to be for non-road use;
- Differences between how fuel is categorised under the RTFO and by HMRC, in particular, the RTFO requires recording of fuels on the basis of their renewability but this is different than the categories HMRC use for duty coding (e.g. petrol used as denaturant in ethanol is recorded as ethanol by HMRC and petrol under the RTFO);
- Accidental recording of fuel against the incorrect duty codes by suppliers;
- Calendar month and quarterly duty payments being recorded against different supply periods under the RTFO and by HMRC (these are typically a month different);

- Differences in when adjustments in duty payments are recorded. HMRC record these in the month the adjustment occurs: whilst this practice is usually followed under the RTFO there are exceptions around the change in obligation period.

## Reporting frequency

Reports are published quarterly. Six reports are published for each annual obligation period as RTFCs can be issued up to seven months following the close of an obligation period. Each report will replace the previous report for that obligation period with the latest data covering the whole obligation period.

The last report for the obligation period (number six) will report on the carbon and sustainability performance of individual suppliers. These reports are available on our website at:

<https://www.gov.uk/government/organisations/department-for-transport/series/biofuels-statistics>

## Further information

Further information on the RTFO can be found on [DfT's website](#) and in the [RTFO Guidance](#).

## Glossary

### Biofuel

Fuel made from recently-living biological material. The following biofuels are regularly reported under the RTFO: The petrol substitutes bioethanol, biomethanol and MTBE (methyl tert-butyl ether), and the diesel substitutes, FAME (fatty acid methyl ester), HVO (hydrogenated vegetable oil), pure plant oil. Biogas (methane) is also reported.

### Biofuel volume targets

Obligated suppliers must supply a certain percentage of their road transport fuel as biofuel, or purchase RTFCs or pay in to the buy-out fund for the shortfall. The table below sets out the targets over time.

Obligation period	Year	Percentage biofuel
2008/09	1	2.5
2009/10	2	3.25
2010/11	3	3.5
2011/12	4	4.0
2012/13	5	4.5
2013/14 onwards	6 onwards	4.75 <sup>#</sup>

<sup>#</sup> From 15 April 2013 onwards the end uses covered by the RTFO have been amended to include non-road mobile machinery (including inland waterways vessels), agriculture and forestry tractors and recreational craft when not at sea. In order to keep the supply of biofuel broadly consistent the biofuel target level was changed from 5% to 4.7501% based on data supplied by industry on the volume of low sulphur gas oil used for NRMM end uses.



## Biofuel production process

For some feedstocks (EC-corn, palm, wheat) there are carbon defaults in the Renewable Energy Directive which relate to the biofuel production process, that is the processing fuel (e.g. natural gas) and/or the technology (e.g. CHP or whether methane was captured). Data is only collected for these feedstocks and it is an optional reporting field.

## C&S data

Carbon and sustainability data – information on the characteristics of the biofuel related to its sustainability and GHG emissions. This includes feedstock, biofuel production process, country of origin, previous land use, whether a voluntary scheme was used to demonstrate one or more of the sustainability characteristics and carbon intensity.

## Carbon intensity, carbon defaults, greenhouse gas saving

Carbon intensity is a measure of the greenhouse gas (GHG) emissions of the fuel chain from 'field to wheel'. Some GHGs make a greater contribution to global warming than others. To account for this, all GHGs are expressed in terms of their strength relative to carbon dioxide, called carbon dioxide equivalent (CO<sub>2e</sub>). The carbon intensity of biofuels is expressed relative to the energy in that fuel, that is, in grams of carbon dioxide equivalent per megajoule.

Greenhouse gas emissions of different biofuels can vary significantly depending on the system of cultivation, processing, and transportation of feedstock. The data collected takes into account GHG emissions of the fuel chain from 'field to wheel' incorporating emissions from the feedstock, cultivation, processing, transport, and any direct land-use change. The European Commission has included default carbon intensities for a number of feedstocks in the Renewable Energy Directive. For some feedstocks (EC-corn, palm, wheat) there are additional carbon defaults which relate to the biofuel production process.

Emissions from indirect land use change (ILUC) which may occur as a result of increased global demand for biofuels are not currently included in the default values.

GHG saving refers to the reduction in GHG emissions due to replacing fossil fuels with biofuels.

## Country of origin

The country in which the biofuel feedstock originated. For crop-based feedstocks this is where the crop was cultivated and for wastes/residues this is where the material was formed e.g. the restaurant for used cooking oil.

It is only permitted to report 'unknown' where other C&S data demonstrates compliance with the sustainability criteria of the RED, for example, if an EC-recognised voluntary scheme is reported and where the material is a waste/non-agricultural residue and therefore land criteria and cultivation emissions do not apply.

Country names in table RTFO 08b have been abbreviated and are based on officially assigned ISO country codes, see link below for further details:

[http://en.wikipedia.org/wiki/ISO\\_3166-1\\_alpha-3](http://en.wikipedia.org/wiki/ISO_3166-1_alpha-3)

## HO10s

The HO10 is a road fuel duty return form used by HMRC. Suppliers in this category are fossil fuel suppliers and biofuel suppliers who report fuel volumes to both HMRC and the Administrator on a 15<sup>th</sup>-14<sup>th</sup> monthly basis. This designation is used by the Administrator in categorising RTFO account holders on ROS.

## HO930s

The HO930 is a road fuel duty return form used by HMRC. Suppliers who use this form are biofuel only suppliers who report fuel volumes to both HMRC and the Administrator on a calendar month or a quarterly basis. This designation is used by the Administrator in categorising RTFO account holders on ROS.

### Note 1 to data table RTFO table 2.

The Administrator allows HO930 companies to provide proof of payment of duty ahead of that proof being provided by HMRC to the Administrator. Where such proof is provided and the Administrator is satisfied that the sustainability criteria have been met, RTFCs will be issued a month earlier than would have been the case if the Administrator has relied solely upon HMRC data. This means that in table 2 “volumes of renewable fuels to which Renewable Transport Fuel Certificates (RTFCs) have been issued and number of RTFCs issued” will show data for HO930 companies for a reporting period to which no RTFCs have been issued to HO10 companies. As volume of fuel supply data is not published for this period until the next report (it is known to the Administrator and used in assessing applications for RTFCs), no calculation of the percentage of renewable fuel to which biofuels have been supplied can be made.

## Obligated supplier

An obligated supplier is one that supplies over 450,000 litres per year of relevant hydrocarbon oil road transport fuel. Obligated companies supply greater than 95% of the biofuels in the UK market. Obligated suppliers must meet their obligations by:

- supplying a certain percentage of sustainable renewable transport fuel; or
- purchasing certificates from other companies supplying renewable fuel; or
- paying into a buy-out fund; or
- a combination of any of the above.

Suppliers may meet up to 25% of their obligation using RTFCs from the preceding obligation period provided the sustainability criteria of the current period are met.

## Obligation period

Obligation periods run from 15 April to 14 April of the following year. Suppliers can apply for RTFCs up to 12 August after the end of the obligation period.

## Non-obligated supplier

Non-obligated suppliers are those that supply less than 450,000 litres per year of relevant hydrocarbon oil road transport fuel. Non-obligated companies are not required to register under the RTFO, but can choose to do so to earn RTFCs if they supply sustainable renewable transport fuel.

## Previous land-use

This is the use of the land in January 2008 on which the biofuel feedstock crop was grown. The previous land-use affects greenhouse gas emissions due to release of carbon stored in the soil and plants when the land is cleared and ploughed up for biofuel crops.

There are thirteen categories:

1. cropland – non-protected
2. cropland – protected – no interference with nature protection purposes
3. cropland – protected/protection status unknown
4. grassland (and other wooded land not classified as forest)
5. highly biodiverse grassland – no change in status
6. forest >30% – no change in status
7. forest 10-30%
8. wetland – no change in status
9. undrained peatland – no change in status
10. degraded land
11. settlement
12. voluntary scheme – met land criteria
13. waste/non-agricultural residue

Most of the voluntary schemes recognised by the European Commission as demonstrating compliance with the land criteria do not pass information down the chain of custody on the previous land use of the biofuel, only that the land criteria were met. In these cases it is permitted to report 'voluntary scheme – met land criteria' (category 12).

Wastes and non-agricultural residues (e.g. used cooking oil) do not require any land and therefore the previous land use is not relevant to meeting the sustainability criteria of the RED (category 13).

## Pure plant oil

Vegetable oil used directly in vehicles (i.e. without processing into FAME or HVO etc).

## RED

Renewable Energy Directive. This is a European Directive which sets out sustainability criteria which biofuels must meet in order to count towards Member State's targets. These criteria cover protection of land (carbon stocks and biodiversity) and set minimum greenhouse gas savings that increase over time.

## Renewable fuel

A fuel from a source that is either inexhaustible or can be indefinitely replenished at the rate at which it is used. For the purposes of this document, it generally means biofuels (see above).

## RTFCs

Renewable Transport Fuel Certificates. One RTFC is issued per litre/kg of liquid/gaseous biofuel except for biofuels derived from wastes/non-agricultural residues, non-food cellulosic material, and ligno-cellulosic material which receive two RTFCs per litre/kg. RTFCs are redeemed by obligated suppliers to the RTFO Administrator to meet their obligations and may also be surrendered by suppliers to obtain a share of the buy-out fund. The Administrator may revoke RTFCs where the Administrator is satisfied that they should not have been issued e.g. the information in the application was found to be inaccurate or fraudulent.

## RTFC categories

RTFCs are assigned to GHG saving categories in order to identify which are eligible for carry over into the following obligation period. This is needed because the minimum GHG savings requirement increases over time. These categories are:

- pre-RED
- Less than 35% (grandfathered)
- Equal to or more than 35%, but less than 50%
- Equal to or more than 50%, but less than 60%
- Equal to or more than 60%

## RTFO

Renewable Transport Fuel Obligation. The sustainability criteria of the RED have been implemented in the [Renewable Transport Fuel Obligations Order 2007](#)

## Trader

Traders may register with the RTFO Administrator to transfer RTFCs. They may not surrender RTFCs to gain a portion of the buy-out fund. This designation is used by the Administrator in categorising RTFO account holders on ROS

## Voluntary scheme

These are sustainability assurance schemes recognised by the European Commission and/or the RTFO Administrator as demonstrating compliance with one or more of the sustainability criteria of the RED. The latest table of voluntary schemes can be found on the DfT website:

<https://www.gov.uk/government/publications/rtfo-guidance>

## Annex A: RTFO statistics reporting timescales and contents

Reports are published quarterly. Six reports are published for each annual obligation period as RTFCs can be issued up to seven months following the close of an obligation period. Each report will replace the previous report for that obligation period with the latest data.

The last report for the obligation period (number six) will report on the carbon and sustainability performance of individual suppliers. These reports are available online at:

<https://www.gov.uk/government/organisations/department-for-transport/series/biofuels-statistics>

Table 1 – content of RTFO reports

Table	Description	Report					
		One	Two	Three	Four	Five	Six
RTFO 01	Volume of fuel supplied	Yes	Yes	Yes	Yes	Yes	Yes
RTFO 02	Volume of fuel to which RTFCs issued and number of RTFCs issued	Yes	Yes	Yes	Yes	Yes	Yes
RTFO 03	RTFC balances by obligation period	Yes	Yes	Yes	Yes	Yes	Yes
RTFO 04	RTFC trades to date by company type	Yes	Yes	Yes	Yes	Yes	Yes
RTFO 05	RTFO wide carbon and sustainability data	Yes	Yes	Yes	Yes	Yes	Yes
RTFO 06	RTFO wide voluntary scheme data	Yes	Yes	Yes	Yes	Yes	Yes
RTFO 07	Performance against obligation by supplier	No	No	No	No	No	Yes
RTFO 08a	Feedstock by supplier as a percentage of their supply	No	No	No	No	No	Yes
RTFO 08b	Country of origin by supplier as a percentage of their supply	No	No	No	No	No	Yes
RTFO 09	Percentage of renewable fuel that was sustainable by supplier	No	No	No	No	No	Yes
RTFO 10	Carbon and sustainability data by supplier	No	No	No	No	No	Yes
RTFO 11	RTFO wide fuel supply by volume and energy	No	No	No	No	No	Yes
RTFO 12	Civil penalties and other non-compliance	No	No	No	No	No	Yes
RTFO 13	Performance against GHG reporting Requirements	No	No	No	No	No	Yes

Table 2 – Publication dates and contents of each report

		Publication date									
		06-Nov-14	05-Feb-15	07-May-15	06-Aug-15	05-Nov-15	04-Feb-16	05-May-16	04-Aug-16	03-Nov-16	02-Feb-17
<b>Obligation period 7 2014/15</b>	<b>Quarter 1</b>	Report one	Report two	Report three	Report four	Report five	Report six				
	<b>Quarter 2</b>		Report two	Report three	Report four	Report five	Report six				
	<b>Quarter 3</b>			Report three	Report four	Report five	Report six				
	<b>Quarter 4</b>				Report four	Report five	Report six				
<b>Obligation period 8 2015/16</b>	<b>Quarter 1</b>					Report one	Report two	Report three	Report four	Report five	Report six
	<b>Quarter 2</b>						Report two	Report three	Report four	Report five	Report six
	<b>Quarter 3</b>							Report three	Report four	Report five	Report six
	<b>Quarter 4</b>							Report four	Report four	Report five	Report six
<b>Obligation period 9 2016/17</b>	<b>Quarter 1</b>									Report one	Report two
	<b>Quarter 2</b>										Report two
	<b>Quarter 3</b>										
	<b>Quarter 4</b>										