



Application For A Grant Of Leave And Biometric Residence Permit Under Tier 2 - Main Applicant

In accordance with paragraph 34 of the Immigration Rules, this form is specified for applications made on or after 6 April 2015. You also need the separate [Tier 2 of the Points-Based System - Help Text and Policy Guidance](#) for this form. Please read them before making your application. If you do not already have this guidance, you can download it from our website at www.gov.uk/tier-2-general.

When considering an application made on this form, we will decide only whether you qualify for endorsement under the Tier 2 routes. We will not consider whether you qualify for leave to remain for any other reason. If you wish to be granted leave to remain for any other reason, please make an appropriate application using the correct form.

Applications made on this form must be made in person. To apply in person you must make an appointment.

Details of where you can make an application in person can be found on our website:

www.gov.uk/ukvi-premium-service-centres/book-an-appointment

As part of your application you may be required to pay the Immigration Health Surcharge. Before going any further, you should check www.gov.uk/healthcare-immigration-application to confirm if an Immigration Health Surcharge assessment is required as part of your application. You must complete this before submitting your application and enter the reference number in this application.

This form is to
be used for all
applications
made on or after
6 April 2015

Tier 2 Application - Payment Guidance Notes

The applicable fee

The fee for a Tier 2 application is given in Section 1.

By completing this form you are also applying for a Biometric Immigration Document.

Applications can be made in person at a Premium Service Centre for a same day consideration of your application. There is an additional fee for this service and all fees will be taken when you book an appointment. For more details and to book an appointment please visit www.gov.uk/ukvi-premium-service-centres.

Biometric enrolment fee

As part of your application, you are required to enrol your biometric information. This will be done when you attend your appointment.

For more information about enrolling biometrics, please visit the following section of our website:

www.gov.uk/biometric-residence-permits

Dependants

Each dependant must complete a separate PBS (Dependant) form.

How can you pay?

You can pay by any of the following methods:

- Credit card¹ - Mastercard, Visa (including Electron) or American Express (Amex)
- Debit card - Delta, Maestro* (including Solo)

* Maestro - We can only accept Maestro cards issued in the UK.

Please note that your application is invalid if you do not pay the specified fee in full or if you pay by any method other than those specified above. You will be required to make a fresh application, and any delay in doing so may affect your appeal rights if your application is subsequently refused.

Completing the payment details page

Only complete this section if you have not already paid your fee online.

To ensure that your payment is processed without any delay, please follow this guidance when completing Section 1 of this form (Payment Details).

A1 Tick the fee appropriate to your application. If you do not select a fee, then we cannot take a payment and your application will be rejected as invalid - see above guidance.

A2-A3 If the address for correspondence is different from your home address in the UK, please give that address at **A2**. If a solicitor or other authorised immigration adviser is submitting the application, it should be their address at **A2** and their name at **A3**. These details will also be used to acknowledge receipt of the application.

A4 Your full name, as given in your passport or travel document.

¹ Please note that when making large or multiple payments using your credit card, the anti-fraud measures that banks operate sometimes stop the full payment being taken. This can happen for a number of reasons. To prevent this you may inform your bank of your intention to make large or multiple payments in advance so that your bank allows the full payment to be taken when you submit your application. Please be aware that not all banks offer this service.

A5 Your date of birth

Method of payment

A6 Tick one of the boxes to show which method of payment you are using.

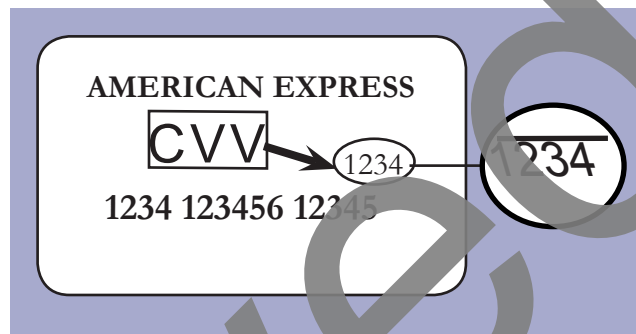
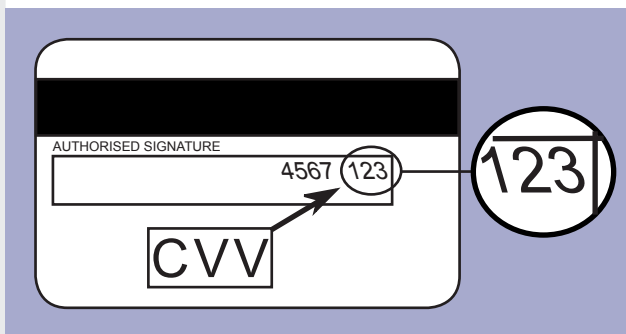
Paying by credit / debit card

A7 The name as displayed on the credit/debit card.

A8 Card number - this is the long number across the centre of the card.

A9-A11 Enter the details where available on the card.

A12 The Card Verification Value (CVV) is a 3-digit security code found on the back of the card on the signature strip - it consists of the last 3 digits. For Amex the security code consists of 4-digits and is found on the front of the card.



If you do not provide the CVV number, we cannot take your payment and your application will be rejected as invalid.

A13-A14 Cardholder's signature - the person named on the credit/debit card must sign and date these sections.

A15 List all the dependants' applications you are enclosing with your application.

Consideration process

- If the payment submitted does not cover the full cost of your application, it will be an invalid application and the form, together with any documentation submitted, will be returned to you.
- The fee charged is for the processing and consideration of the application. This fee will be payable once the application form is received by the Home Office or its payment processing agent, regardless of the outcome of the application.

Section 1 - Payment details Tier 2 Migrant

Please complete this section in block capitals and black ink. You should complete all questions in this part of the form that apply to you. It is mandatory to complete Section A. If it is not complete, the application will be invalid and returned to you.

You should refer to the Payment Guidance Notes which accompany this application form.

Section A - Application Details

A1. Tick appropriate box below. If you do not select a fee then we cannot take a payment and your application will be rejected as invalid.

Tier 2 General, ICT Long Term Staff, Sport & MOR - up to 3 years leave to remain	£1051
Tier 2 General, ICT Long Term Staff, Sport & MOR - up to 3 years leave to remain - CESC	£996
Tier 2 ICT Short Term Staff, Graduate Trainee or Skills Transfer	£845
Tier 2 ICT Short Term Staff, Graduate Trainee or Skills Transfer - CESC	£790
Tier 2 General, ICT Long Term Staff – over 3 years leave to remain	£1,702
Tier 2 General, ICT Long Term Staff – over 3 years leave to remain - CESC	£1,647
Tier 2 Shortage Occupations - up to 3 years	£828
Tier 2 Shortage Occupations - up to 3 years - CESC	£773
Tier 2 Shortage Occupations - over 3 years	£1256
Tier 2 Shortage Occupations - over 3 years - CESC	£1201

Section A - Application Details (continued)

A2. Contact Address in the UK for correspondence

Postcode

A3. Contact Name in the UK if different from your name

A4. Your full name

A5. Your date of birth

D	D	M	M	Y	Y	Y	Y
---	---	---	---	---	---	---	---

A6. Please select the method of payment from the list below:

Visa/Mastercard/Amex - go to question A7 Delta / Maestro - go to question A7

A7. Please debit the following account: Name on card

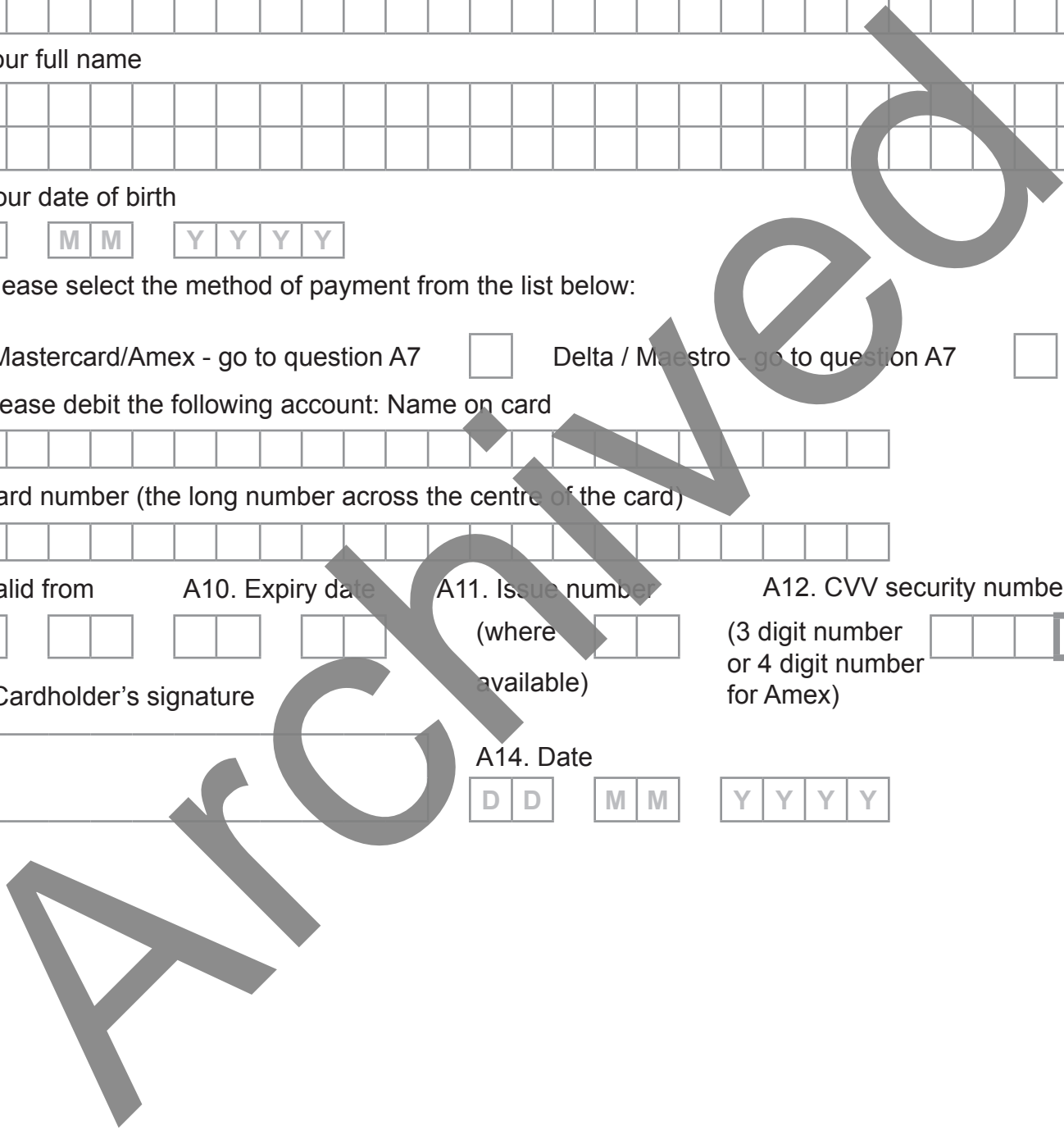
--	--	--	--	--	--	--	--	--	--	--	--	--	--	--	--	--	--	--	--

A8. Card number (the long number across the centre of the card)

--	--	--	--	--	--	--	--	--	--	--	--	--	--	--	--	--	--	--	--

A9. Valid from	A10. Expiry date	A11. Issue number	A12. CVV security number
<input type="text"/>	<input type="text"/>	(where <input type="text"/>	(3 digit number
		available) <input type="text"/>	or 4 digit number <input type="text"/>
A13. Cardholder's signature			for Amex) <input type="text"/>

A14. Date								
<table border="1"><tr><td>D</td><td>D</td><td>M</td><td>M</td><td>Y</td><td>Y</td><td>Y</td><td>Y</td></tr></table>	D	D	M	M	Y	Y	Y	Y
D	D	M	M	Y	Y	Y	Y	



A15. Please give full details of any dependants' applications submitted with this form

Dependant 1 - First name

--	--	--	--	--	--	--	--	--	--	--	--	--	--	--	--	--	--	--	--	--	--	--	--	--	--	--	--	--

Last name

--	--	--	--	--	--	--	--	--	--	--	--	--	--	--	--	--	--	--	--	--	--	--	--	--	--	--	--	--

Date of birth

D	D	M	M	Y	Y	Y	Y
---	---	---	---	---	---	---	---

Dependant 2 - First name

--	--	--	--	--	--	--	--	--	--	--	--	--	--	--	--	--	--	--	--	--	--	--	--	--	--	--	--	--

Last name

--	--	--	--	--	--	--	--	--	--	--	--	--	--	--	--	--	--	--	--	--	--	--	--	--	--	--	--	--

Date of birth

D	D	M	M	Y	Y	Y	Y
---	---	---	---	---	---	---	---

Dependant 3 - First name

--	--	--	--	--	--	--	--	--	--	--	--	--	--	--	--	--	--	--	--	--	--	--	--	--	--	--	--	--

Last name

--	--	--	--	--	--	--	--	--	--	--	--	--	--	--	--	--	--	--	--	--	--	--	--	--	--	--	--	--

Date of birth

D	D	M	M	Y	Y	Y	Y
---	---	---	---	---	---	---	---

Dependant 4 - First name

--	--	--	--	--	--	--	--	--	--	--	--	--	--	--	--	--	--	--	--	--	--	--	--	--	--	--	--	--

Last name

--	--	--	--	--	--	--	--	--	--	--	--	--	--	--	--	--	--	--	--	--	--	--	--	--	--	--	--	--

Date of birth

D	D	M	M	Y	Y	Y	Y
---	---	---	---	---	---	---	---

Dependant 5 - First name

--	--	--	--	--	--	--	--	--	--	--	--	--	--	--	--	--	--	--	--	--	--	--	--	--	--	--	--	--

Last name

--	--	--	--	--	--	--	--	--	--	--	--	--	--	--	--	--	--	--	--	--	--	--	--	--	--	--	--	--

Date of birth

D	D	M	M	Y	Y	Y	Y
---	---	---	---	---	---	---	---

Dependant 6 - First name

--	--	--	--	--	--	--	--	--	--	--	--	--	--	--	--	--	--	--	--	--	--	--	--	--	--	--	--	--

Last name

--	--	--	--	--	--	--	--	--	--	--	--	--	--	--	--	--	--	--	--	--	--	--	--	--	--	--	--	--

Date of birth

D	D	M	M	Y	Y	Y	Y
---	---	---	---	---	---	---	---

Please photocopy this page if space for additional dependants is required.

If you are producing a double-sided copy of this application form, please include this page and make sure it falls on the reverse of the payment details page in the two-sided copy.

For administrative reasons, it is important that the rest of the form begins with Section 2 - Applicant's Details facing upwards

Section 2 - Applicant's details

You must answer all of the questions that are asked and should do so in an open and accurate way as the details you provide will be checked against the information we, and other agencies, already hold.

Providing the correct information will also assist us when considering your application and could mean that we do not need to seek further information from you resulting in your application being completed in a timely manner.

The failure to declare information about your immigration status and history to the best of your knowledge at the time of the application could result in your application being refused.

Photographs

For your application to be valid, you must provide two recent identical passport-size photographs of yourself with your full name written on the back of each one. The photographs must be in the format specified in the separate photograph guidance, including the mandatory requirements, which can be found on our website at www.gov.uk/government/organisations/uk-visas-and-immigration. Please ensure that you place the photographs in a small, sealed envelope attached to this part of the form - and without allowing any staples, clips, pins or anything else to mark or damage the photographs. The photographs will be checked against the images taken when your biometric features are recorded.

Please tick to confirm that you have enclosed the required photographs

Section B - Personal Details

This section will ask you questions about your personal details, for example, about your current name, date of birth and nationality together with details of any other names which you have previously been known by or other nationalities you may have held.

You should complete all questions in this part of the form that apply to you. It is mandatory to complete Section B. If it is not complete, the application will be invalid and returned to you.

B1. Name as given in your passport or travel document:

Title - please select from the following list:

Mr Mrs Miss Ms Dr

First name(s) or given name(s):

Last name(s) or family name(s):

B2. Date of Birth:

D	D	M	M	Y	Y	Y	Y
---	---	---	---	---	---	---	---

B3. Village, town or city of birth:

B4. Country of Birth

B5. Nationality.

--	--	--	--	--	--	--	--	--	--	--	--	--	--	--	--	--	--	--

If you are a dual national or have held a previous nationality, please answer B5a - B5c

B5a. If you are a dual-national, what is your other nationality?

--	--	--	--	--	--	--	--	--	--	--	--	--	--	--	--	--	--	--

B5b. If you have held a previous nationality, what was it?

--	--	--	--	--	--	--	--	--	--	--	--	--	--	--	--	--	--	--

B5c. When did you hold your previous nationality

From

D	D	M	M	Y	Y	Y	Y
---	---	---	---	---	---	---	---

 To

D	D	M	M	Y	Y	Y	Y
---	---	---	---	---	---	---	---

B6. Gender

Male Female

B7. Relationship status - please select from following list

Married	<input type="checkbox"/>	Dissolved Civil Partnership	<input type="checkbox"/>
Civil Partner	<input type="checkbox"/>	Surviving Civil Partner	<input type="checkbox"/>
Single	<input type="checkbox"/>	Unmarried Partner	<input type="checkbox"/>
Divorced	<input type="checkbox"/>	Separated	<input type="checkbox"/>
Widow / Widower	<input type="checkbox"/>	Separation Order	<input type="checkbox"/>

B8. Are you currently known, or have you ever been known, by any other name(s) than those given above?

Yes Go to question B9 No Go to next Section

B9. If you are known, or have ever been known, by any other name(s) than those given above, please give details below and send evidence showing the name change:

Name known by	Nationality at time of using this name	Dates from and to	Evidence sent

B10. Why did you change your name? Please tick the reason that applies

Married / Civil Partnership Divorced Other

Section C - Passport or travel document

This section will ask you for information about your current and previous passports or Travel Documents. If you have lost or had any passports or travel documents stolen, then you should have reported this to the Police.

You should complete all questions in this part of the form that apply to you. It is mandatory to complete Section C. If it is not complete, the application will be invalid and returned to you.

C1. Please give details of your current passport or travel document. (If your current leave is shown on a previous passport or travel document, this must also be provided). Please note that for the application to be valid and complete, your current passport/travel document must be provided unless it is not available for one of the reasons specified below:

Current passport or travel document**Passport/Travel Document Number**

Nationality

Issue Date

D	D		M	M		Y	Y	Y	Y
---	---	--	---	---	--	---	---	---	---

Expiry Date

D	D		M	M		Y	Y	Y	Y
---	---	--	---	---	--	---	---	---	---

Country of issue and issuing authority

Passport/Travel document enclosed
 Yes

 No
If not enclosed, then location of Passport/Travel Document
 Lost

 Stolen

 Expired - returned to national authorities

 Elsewhere in the Home Office

Previous passport or travel document**Passport/Travel Document Number**

Nationality

Issue Date

D	D	M	M	Y	Y	Y	Y
---	---	---	---	---	---	---	---

Expiry Date

D	D	M	M	Y	Y	Y	Y
---	---	---	---	---	---	---	---

Country of issue and issuing authority

Passport/Travel document enclosed
 Yes

 No
If not enclosed, then location of Passport/Travel Document
 Lost

 Stolen

 Expired - returned to national authorities

 Elsewhere in the Home Office

Please photocopy this page if additional space is needed and enclose the photocopy with this application form.

C2. Does your current passport or travel document include a photograph of you?
 Yes

 No

C3. Do you have any passport or travel document which contains a previous grant of leave or which you used when you last travelled to the UK?

Yes Complete information below

No Go to next Section

Passport/Travel Document Number

Passport/Travel document enclosed

Yes

No

If not enclosed, then location of Passport/Travel Document

Lost

Stolen

Expired - returned to national authorities

Elsewhere in the Home Office

Archived

Section D - Biometric residence permit (BRP)

This section will ask you for information about the BRP that have previously been issued to you. If you have lost or had a BRP stolen, then you should have reported this to the Police. It is mandatory to complete Section D. If it is not completed, the application will be invalid and returned to you.

D1. Have you been issued with a BRP?

Yes	<input type="checkbox"/>	Go to question D2
No	<input type="checkbox"/>	Go to next section

Please give details of your BRP. Please note for the application to be valid and complete, your current BRP must be provided, unless it is not available for one of the reasons specified on the application form.

D2. BRP number

--	--	--	--	--	--	--	--	--	--	--	--	--	--	--	--	--	--	--	--

D3. Where is your BRP now?

Important - the application will not be valid unless the BRP is not available for one of the reasons specified below.

Please tick the reason that applies:

I am submitting it with this application	<input type="checkbox"/>	Go to Question D5
Stolen	<input type="checkbox"/>	Go to Question D4
Lost	<input type="checkbox"/>	Go to Question D4
Expired and returned to the Home Office	<input type="checkbox"/>	Go to Question D5
Elsewhere in the Home Office	<input type="checkbox"/>	Go to Question D5

D4. Have you reported this to the Home Office card management services?

Yes	<input type="checkbox"/>
No	<input type="checkbox"/>

D5. Which age group do you belong to (at the date of submitting your application)?

Under 6 years	<input type="checkbox"/>	Go to question D6
6 - 15 years	<input type="checkbox"/>	Go to question D6
16 - 17 years	<input type="checkbox"/>	Go to next Section
18 - 64 years	<input type="checkbox"/>	Go to next Section
65 and over	<input type="checkbox"/>	Go to next Section

D6. What is the name of the person accompanying you to have your biometric details taken?

Title - please select from the following list

Mr Mrs Miss Ms Dr

First name(s) or given name(s)

Last name(s) or family name(s)

D7. Their date of birth

Day Month Year

D	D
---	---

M	M
---	---

Y	Y	Y	Y
---	---	---	---

D8. Their place of birth

--	--	--	--	--	--	--	--	--	--	--	--	--	--	--	--	--	--	--	--	--

D9. Relationship to you

--	--	--	--	--	--	--	--	--	--	--	--	--	--	--	--	--	--	--	--	--

D10. Is this person your parent or legal guardian?

Yes Go to next Section
 No Go to question D11

D11. Explain why your parent or legal guardian will not be accompanying you

--

Section E - Immigration History

In this section, you will be asked to provide details about your current and previous immigration status and history and you will need to provide specific information and reference numbers that relate to your immigration history.

You are required to answer all questions in this application truthfully. It is a criminal offence to make a false statement in this application and it may also lead to the refusal of your application. It is mandatory to complete Section E. If it is not completed, the application will be invalid and returned to you.

E1. What is your current immigration status?

- I have leave to enter / remain for a limited period
- I am an EU national / family member of an EU national
- I am exempt from immigration control
- I had leave to enter / remain for a limited period, but leave has now expired
- None of the above

E2. Were you required to register with the police as a condition of your current or last grant of leave in the UK?

Yes No

E3. Have you ever used deception in relation to an application for entry clearance/visa or leave to enter or remain in the UK

Yes - go to question E4 No - go to question E5

E4. Provide details**E5. Have you ever entered the UK illegally?**

Yes - go to question E6 No - go to question E7

E6. Provide details

E7. Have you ever breached a condition of your leave?

Yes Go to question E8

No Go to question E9

E8. Provide details

E9. Have you ever been refused entry clearance/visa or leave to enter or remain in the UK?

Yes Go to question E10

No Go to question E11

E10. Provide details

E11. Are you currently waiting for a decision on any other application made to the Home Office?

Yes Go to question E12

No Go to question E13

E12. Provide details

E13. Are you currently waiting for a decision on an immigration appeal to the Asylum and Immigration Chamber (AIC)?

Yes Go to question E14

No - Go to next Section

E14. Provide details

Section F - Personal History (criminal convictions, war crimes, etc)

It is mandatory to complete Section F. If it is not completed, the application will be invalid and returned to you. This section asks you about any criminal convictions you have, any civil judgements or civil penalties made against you and details of any involvement you may have had in war crimes, genocide, crimes against humanity or terrorism. If you fail to answer all of these questions as fully and accurately as possible, your application may be refused. Please answer every question in this section. It is an offence under Section 26(1)(c) of the Immigration Act 1971 to make a statement or representation which is known to be false or is not believed to be true. Information given will be checked with other agencies.

F1. Have you been convicted of any criminal offence in the UK or any other country?

Yes - go to question F2

No - go to question F3

F2. Please give details below for each criminal conviction, starting with the most recent one. If you have received more than two convictions, please photocopy this page and enclose it with this form.

Conviction 1

Country where convicted

--	--	--	--	--	--	--	--	--	--	--	--	--	--	--	--	--	--	--	--

Nature of the Offence

--	--	--	--	--	--	--	--	--	--	--	--	--	--	--	--	--	--	--	--

Sentence given

--	--	--	--	--	--	--	--	--	--	--	--	--	--	--	--	--	--	--	--

If you were sentenced to a period of imprisonment, what was the length of the prison sentence? (in months)

--	--	--	--	--	--	--	--	--	--	--	--	--	--	--	--	--	--	--	--

Date sentenced

Day

Month

Year

D	D
---	---

M	M
---	---

Y	Y	Y	Y
---	---	---	---

Conviction 2

Country where sentenced

Nature of offence

--

Sentence given

--

If you were sentenced to a period of imprisonment, what was the length of the prison sentence? (in months)

--	--	--	--	--	--	--	--	--	--	--	--	--	--	--	--	--	--	--	--

Date sentenced

Day

D	D
---	---

Month

M	M
---	---

Year

Y	Y	Y	Y
---	---	---	---

F3. Do you have any civil judgments against you or any civil penalty under the UK Immigration Acts?

Yes - go to question F4 No - go to question F5

F4. Give details below for each civil judgment or any civil penalty under the UK Immigration Acts, starting with the most recent one. If you have received more than two civil judgments and/or civil penalties under the UK Immigration Acts, please photocopy this page and enclose it with this form.

--

Civil judgment / civil penalty 1

Details of judgment or civil penalty

Empty text box for details of judgment or civil penalty 1.

Date of judgment or civil penalty

Day Month Year

DD MM YYYY input fields

Country where judgment was made

Country selection grid

Civil judgment / civil penalty 2

Details of judgment or civil penalty

Empty text box for details of judgment or civil penalty 2.

Date of judgment or civil penalty

Day Month Year

DD MM YYYY input fields

Country where judgment was made

Country selection grid

F5. Have you ever been charged or indicted in any country with an offence for which you have not yet been tried in court?

Yes - go to question F6 No - go to question F7

F6. Details of offence

Empty text box for details of offence.

F7. In either peace or war time, have you ever been involved in, or suspected of involvement in, war crimes, crimes against humanity, or genocide?

- Yes Go to question F8
- No Go to question F9

F8. Provide details of the war, humanity or genocide crime

F9. Have you ever been involved in, supported or encouraged terrorist activities in any country?

- Yes Go to question F10
- No Go to question F11

F10. Provide details of the terrorist activity

F11. Have you ever been a member of, or given support to, an organisation which has been concerned in terrorism?

- Yes Go to question F12
- No Go to question F13

F12. Provide details of the terrorist organisation

F13. Have you, by any means or medium, expressed views that justify or glorify terrorist violence or that may encourage others to commit terrorist or other serious criminal acts?

Yes Go to question F14

No Go to next Section

F14. Provide details of these terrorist views

Archived

Definitions

For the purpose of answering questions **F7** to **F14**, the following information provides guidance on actions which may constitute war crimes, crimes against humanity, genocide, or terrorist activities.

This guidance is not exhaustive. The full definitions of war crimes, crimes against humanity and genocide can be found in Schedule 8 of the International Criminal Court Act 2001 at www.opsi.gov.uk/acts/acts2001/20010017.htm or purchased from The Stationery Office (telephone 0870 600 5522). It is your responsibility to satisfy yourself that you are familiar with the definitions and can answer the questions accurately.

War crimes

Grave breaches of the Geneva Conventions committed during an armed conflict. This includes an internal armed conflict and an international armed conflict. The types of acts that may constitute a war crime include wilful killing, torture, extensive destruction of property not justified by military necessity, unlawful deportation, the intentional targeting of civilians and the taking of hostages.

Crimes against humanity

Acts committed at any time (not just during armed conflict) as part of a widespread or systematic attack, directed against any civilian population with knowledge of the attack. This would include offences such as murder, torture, rape, severe deprivation of liberty in violation of fundamental rules of international law and enforced disappearance of persons.

Genocide

Acts committed with intent to destroy, in whole or in part, a national, ethnical, racial or religious group.

Terrorist activities

Any act committed, or the threat of action, designed to influence a government or intimidate the public and made for the purposes of advancing a political, religious or ideological cause and that involves serious violence against a person; that may endanger another person's life; creates a serious risk to the health or safety of the public; involves serious damage to property; is designed to seriously disrupt or interfere with an electronic system.

Organisations concerned with terrorism

An organisation is concerned with terrorism if it commits or participates in acts of terrorism, prepares for terrorism, promotes or encourages terrorism (including the unlawful glorification of terrorism); or is otherwise concerned in terrorism.

Now go to next section

Section G - Public Funds

This section asks you whether or not you have ever claimed any public funds and specific details about any claims you have made. It is mandatory to complete this Section G. If it is not complete, the application will be invalid and returned to you.

G1. Are you currently receiving or have you ever received public funds in the UK?

Yes Go to question G2 No - go to next Section

G2. Tick the relevant box(es) to show which of these are being received.

- | | |
|--|--|
| <input type="checkbox"/> Attendance Allowance | <input type="checkbox"/> Carer's Allowance |
| <input type="checkbox"/> Child Benefit | <input type="checkbox"/> Child Tax Credit |
| <input type="checkbox"/> Council Tax Benefit | <input type="checkbox"/> Disability Living Allowance |
| <input type="checkbox"/> Housing and Homelessness Assistance - go to question G3 | <input type="checkbox"/> Housing Benefit |
| <input type="checkbox"/> Income-Based Jobseeker's Allowance | <input type="checkbox"/> Income Support |
| <input type="checkbox"/> Severe Disablement Allowance | <input type="checkbox"/> Social Fund Payment |
| <input type="checkbox"/> State Pension Credit | <input type="checkbox"/> Working Tax Credit |
| <input type="checkbox"/> Income Related Employment and Support Allowance (ESA(IR)) | <input type="checkbox"/> Personal Independence Payment |
| <input type="checkbox"/> Council Tax Reduction | <input type="checkbox"/> Universal Credit |

G3. Has housing been provided to you as a result of this assistance?

Yes Go to question G4
 No Go to next Section

G4. What is the name of the local authority or housing association that provided the housing?

G5. Was the housing provided as part of an agreement with your employer?

Yes
 No

Section I - Contact details in the UK

This section asks you to provide your contact details including your address, contact telephone numbers, email address, etc.. These details may be used if we need to contact you about your application. You can also choose to have a designated correspondence address that is different to your home address. The addresses you give must be in the UK.

You should complete all questions in this part of the form that apply to you. It is mandatory to complete Section I. If it is not complete, the application will be invalid and returned to you.

11. Give your telephone numbers and indicate which is your preferred contact number

	Telephone number	Preferred contact (tick)
Home	<input type="text"/>	<input type="checkbox"/>
Work	<input type="text"/>	<input type="checkbox"/>
Mobile	<input type="text"/>	<input type="checkbox"/>

12. Email address

<input type="text"/>	<input type="text"/>	<input type="text"/>	<input type="text"/>	<input type="text"/>	<input type="text"/>	<input type="text"/>	<input type="text"/>	<input type="text"/>	<input type="text"/>	<input type="text"/>	<input type="text"/>	<input type="text"/>	<input type="text"/>	<input type="text"/>	<input type="text"/>	<input type="text"/>	<input type="text"/>	<input type="text"/>	<input type="text"/>
<input type="text"/>	<input type="text"/>	<input type="text"/>	<input type="text"/>	<input type="text"/>	<input type="text"/>	<input type="text"/>	<input type="text"/>	<input type="text"/>	<input type="text"/>	<input type="text"/>	<input type="text"/>	<input type="text"/>	<input type="text"/>	<input type="text"/>	<input type="text"/>	<input type="text"/>	<input type="text"/>	<input type="text"/>	<input type="text"/>

13. Home address in the UK

House number or name:

Street name:

Town/city:

County:

Postcode:

Day		Month		Year			
<input type="text"/>	<input type="text"/>	<input type="text"/>	<input type="text"/>	<input type="text"/>	<input type="text"/>	<input type="text"/>	<input type="text"/>

14. When did you move to this address?

15. Is your home address also your correspondence address?

Yes Go to Section J

No Go to question I6

16. What is your correspondence address in the UK?

House number or name:

Street name:

Town/city:

Country:

Postcode:

Section J - Previous addresses

This section asks you to provide details about any previous addresses you may have lived at within the last five years together with any addresses you may have lived at within Northern Ireland.

You should complete all questions in this part of the form that apply to you. It is mandatory to complete Section J. If it is not complete, the application will be invalid and returned to you.

J1. Have you lived at any other address in the UK within the past 5 years?

Yes Go to question J2

No Go to next Section

J2. Address

House number or name:

Street name:

Town/city:

County:

Postcode:

J3. Date moved to this address

Day Month Year

J4. Date moved from this address

Day Month Year

J5. Have you lived in Northern Ireland in the last five years?

Yes Go to question J6 No Go to next Section

J6. Home address in Northern Ireland

House number or name:

Street name:

Town/city:

County:

Postcode:

J7. Date moved to this address

Day Month Year

J8. Date moved from this address

Day Month Year

Section K - Parent or legal guardian details

This section asks you questions about your care and living arrangements in the UK and about your parents or legal guardians.

You should complete all questions in this part of the form that apply to you. It is mandatory to complete Section K. If it is not complete, the application will be invalid and returned to you.

K1. Are you:

16 or 17 years

Go to question K2

18 years or older

Go to next Section

K2. Are you in local authority care in the UK?

Yes

No

Archived

Section L - Attributes

You should complete all questions in this part of the form that apply to you. It is mandatory to complete Section L. If it is not complete, the application will be invalid and returned to you.

L1. What category are you applying for?

Tick the relevant category

- Tier 2 (General). Go to question L1a
- Tier 2 (Sportsperson). Go to question L4
- Tier 2 (Minister of Religion). Go to question L4
- Tier 2 (Intra Company Transfer). Go to question L2

L1a. Are you applying to do a job on the shortage occupation list?

- Yes
- No

Go to question L1b

L1b. Are you applying for more than three years leave?

- Yes
- No

Go to question L4

L2. Are you applying for less than 12 months leave (regardless of previous leave)?

- Yes
- No

L3. What Intra Company Transfer category are you applying for?

Tick relevant category.

- Short Term Staff
- Long Term Staff - are you applying for more than three years leave?
- Yes No
- Graduate Trainee
- Skills Transfer

L4. What is your current or last grant of leave?

Tick what category your current or last grant of leave is in:

Tier 1 (General) migrant	Go to Section M
Tier 1 (Entrepreneur) migrant	Go to Section M
Tier 1 (Graduate Entrepreneur)	Go to Section M
Tier 1 (Post study Work) migrant	Go to Section M
Tier 1 (Investor)	Go to Section M
Tier 1 (Exceptional Talent) migrant	Go to Section M
Tier 2 (General) migrant	Go to question L9
Tier 2 (Intra Company Transfer; Established Staff) if you are changing sponsor	Go to Section M
Tier 2 (Intra Company Transfer) under the rules in place before 6 April 2010 if you are changing sponsor	Go to Section M
Tier 2 (Minister of Religion) migrant	Go to question L9
Tier 2 (Sportsperson) migrant	Go to question L9
Highly Skilled migrant	Go to Section M
Innovator	Go to Section M
Jewish Agency Employee	Go to Section M
Member of the Operational Ground Staff of an Overseas-owned Airline	Go to Section M
Minister of Religion, Missionary or Member of a Religious Order	Go to Section M
Overseas Qualified Nurse or Midwife	Go to question L5
Participant in the Fresh Talent: Working in Scotland Scheme	Go to Section M
Participant in the International Graduates Scheme (or its predecessor, the Science and Engineering Graduates Scheme)	Go to Section M
Person Writing Up a Thesis	Go to question L5
Postgraduate Doctor or Dentist	Go to question L5
Qualifying Work Permit Holder	Go to question L10
Representative of an Overseas Business	Go to Section M
Representative of an Overseas Newspaper, News Agency or Broadcasting Organisation	Go to Section M
a student	- go to question L5
a Student Re-Sitting an Examination	- go to question L5
a Student Nurse	- go to question L5

TIER 2 APPLICATION FORM

	a Student Union Sabbatical Officer - go to question L5
	a Tier 4 migrant - go to question L5
	a Tier 5 (Temporary Worker) migrant in the Creative and Sporting sub-category for a job as a professional footballer Go to Section M
	as the partner of a Tier 4 migrant if the relevant Points-Based System migrant is a Tier 4 migrant Go to Section M
	a Tier 2 (Intra Company Transfer) migrant in the Long Term Staff sub-category Go to question L9
	a Tier 2 (Intra Company Transfer) migrant in the Established Staff sub-category under the Rules in place before 6 April 2011 Go to question L10
	a Tier 2 (Intra Company Transfer) migrant granted under the Rules in place before 6 April 2010 Go to question L10
	a Qualifying Work Permit Holder, provided that the work permit was granted because the applicant was the subject of an Intra-Company Transfer Go to question L10
	as a representative of an overseas Business Go to question L10
	a Tier 2 (Intra Company Transfer) migrant in the Short Term Staff sub-category Go to question L9
	a Tier 2 (Intra Company Transfer) migrant in the Graduate Trainee sub-category Go to question L9
	a Tier 2 (Intra Company Transfer) migrant in the Skills Transfer sub-category Go to question L9
	Other Go to Section M

L5. Are you currently being sponsored by a government or international scholarship agency?

- Yes Go to question L8
- No Go to question L6

L6. Were you previously sponsored by a government or international scholarship agency?

- Yes Go to question L7
- No Go to question L8

L7. Did this scholarship by a government or international scholarship agency end within the last 12 months?

- Yes
- No

L8. Have you been awarded a UK degree/PGCE/PGDE or completed at least one year's PhD study whilst you have been in the UK?

Yes Go to Section M
No Go to Section M

L9. Is your current or last grant of leave in the same sub category as that for which you are now applying?

Yes
No

L10. Are you still working for the same employer as you were at the time of your last grant of leave?

Yes
No

Archived

Section M - Sponsorship details

You should complete all questions in this part of the form that apply to you. It is mandatory to complete Section M. If it is not complete, the application will be invalid and returned to you.

M1. Do you have a Certificate of Sponsorship?

Yes Go to question M2

No Go to question M5

M2. What is your Certificate of Sponsorship reference number?

--	--	--	--	--	--	--	--	--	--	--	--	--	--	--	--	--	--	--	--	--

M3. What is the rating of your sponsor?

A-rated Go to question M4

A-rated (Premium) Go to question M4

A-rated (Small and Medium sized Enterprise (SME)+) Go to question M4

B-rated Go to question M5

M4. Is your sponsor willing to certify maintenance for you on your Certificate of Sponsorship?

Yes

No

M5. Sponsor name

--

M6. Sponsor address

House number or name:

--	--	--	--	--	--	--	--	--	--	--	--	--	--	--	--	--	--	--	--

Street name:

--	--	--	--	--	--	--	--	--	--	--	--	--	--	--	--	--	--	--	--

Town/city:

--	--	--	--	--	--	--	--	--	--	--	--	--	--	--	--	--	--	--	--

County:

--	--	--	--	--	--	--	--	--	--	--	--	--	--	--	--	--	--	--	--

Postcode:

--	--	--	--	--	--	--	--	--	--	--	--	--	--	--	--	--	--	--	--

M7. Date Certificate of Sponsorship assigned

Day

Month

Year

D	D
---	---

M	M
---	---

Y	Y	Y	Y
---	---	---	---

M8. Your job title

--

M9. Do you hold shares in the UK company or connected business that sponsors you?

Yes

No

M10. Gross annual salary (not including allowances)

--	--	--	--	--	--	--	--	--	--	--	--	--	--	--	--	--	--	--	--

M11. Annual allowances (if any)

--	--	--	--	--	--	--	--	--	--	--	--	--	--	--	--	--	--	--	--

Section N - English Language

You do not need to complete this section if you have answered Tier 2 (Intra Company Transfer) at question L1.

Before filling in this section of the form, you should refer to Appendix B paragraph 5 of the Immigration Rules and the Tier 2 of the Points-Based System Policy Guidance.

You should complete all questions in this part of the form that apply to you. It is mandatory to complete Section N. If it is not complete, the application will be invalid and returned to you.

N1. Can you satisfy the English language requirement?

Yes Go to question N2

No Go to Section O

N2. How will you show that you meet the English language requirement at either level A1, B1 or B2 of the Common European Framework of Reference?

Please refer to the supporting documents help text for guidance on evidence of English language.

Tick to confirm how you will meet .

- English language test - Go to question N3
- Degree taught in English - Go to question N5
- Evidence previously submitted/considered to automatically meet - Go to question N4
- National of a majority English speaking country - Go to Section O

N3. When did you sit your English language test?

On or after 6 April 2015 – go to question N4.

Before 6 April 2015 – go to question N5.

N4. Please provide details of your English language test (sat on or after 6 April 2015):

Tick to confirm which body awarded your test:

IELTS SELT Consortium

Trinity College London

Provide the SELT unique electronic reference number provided by the awarding body:

Go to section O

N5. Please provide details of your English language test (sat before 6 April 2015):

Awarding body

Cambridge English

City & Guilds

Pearson

Trinity College London

Title of qualification

Level of qualification

Date of award

Award reference number

Go to section O**N6. Confirm the reason why you automatically meet the English language requirement**

Tick to confirm

<input type="checkbox"/>	I have or was last granted leave as a Business Person or under Tier 1 (General), Tier 1 (Entrepreneur), Tier 1 (Exceptional Talent) or Tier 1 (Post-Study Work).
<input type="checkbox"/>	I have or was last granted leave under Highly Skilled Migrant Programme and that the leave was granted under the rules at a time when they included the changes which came into force on 5 November 2006;
<input type="checkbox"/>	I currently have or was last granted leave as a Tier 2 Migrant and have previously sent evidence of meeting the English language requirement in an earlier application;
<input type="checkbox"/>	I was granted leave as a Tier 4 (General) migrant and the Certificate of Acceptance for Studies used to support that application was assigned on or after 21 April 2011. If you are applying for Tier 2 (Minister of Religion), the Certificate of Acceptance of Studies must also have been assigned for a course of at least degree level study.

	I currently have or was last granted leave on or after 23 August 2004 as a Minister of Religion, under the old rules (applies to Tier 2 (General), Tier 2 (Intra-Company Transfer) and Tier 2 (Sportsperson)).
	I currently have or was last granted leave on or after 19 April 2007 as a Minister of Religion under the old rules (applies to all Tier 2 categories).
	<p>I have or last had entry clearance, leave to enter or leave to remain as a:</p> <ul style="list-style-type: none"> i) Tier 2 migrant under the Rules in place before 6 April 2011, ii) Qualifying Work Permit Holder, iii) Representative of an Overseas Newspaper, News Agency or Broadcasting Organisation, iv) Member of the Operational Ground Staff of an Overseas-owned Airline, or v) Jewish Agency Employee.

Go to next Section

Give details of your degree:

N7. Country of award

--	--	--	--	--	--	--	--	--	--	--	--	--	--	--	--	--	--	--	--	--

N8. State

--	--	--	--	--	--	--	--	--	--	--	--	--	--	--	--	--	--	--	--	--

N9. Name of Institution or Body which awarded the qualification

--	--	--	--	--	--	--	--	--	--	--	--	--	--	--	--	--	--	--	--	--

N10. Course length (dates)

	Month		Year			Month		Year	
From	M	M	Y	Y	To	M	M	Y	Y

N11. Course subject

--	--	--	--	--	--	--	--	--	--	--	--	--	--	--	--	--	--	--	--	--

N12. Level of qualification

--	--	--	--	--	--	--	--	--	--	--	--	--	--	--	--	--	--	--	--	--

N13. Date of award

D	D	M	M	Y	Y
---	---	---	---	---	---

N14. Have you confirmed in the self assessment tool that your qualification may meet the English language requirement?Yes Go to next SectionNo Go to question N13**N15. Do you wish to use this qualification for the English language requirement?**Yes No

Archived

Section O - Maintenance (funds)

This section is about maintenance, which is the money you will need for your living costs in the UK. This section asks how you will show that you meet the maintenance requirement.

You should complete all questions in this part of the form that apply to you. It is mandatory to complete Section O. If it is not complete, the application will be invalid and returned to you.

O1. How will you show that you meet the maintenance requirement?

	I can provide evidence that I have funds of the required amount.
	I currently have leave as a Tier 2 Migrant
	I currently have leave as a Jewish Agency Employee
	I currently have leave as a Member of the Operation Ground Staff of an overseas-owned airline.
	I currently have leave as a Minister of Religion, Missionary or Member of a Religious Order.
	I currently have leave as a Representative of an Overseas Newspaper, News Agency or Broadcasting Organisation.
	I currently have leave as a Work Permit holder
	My sponsor is A-rated (Premium), A-rated (SME+) or A-rated and has certified maintenance on my Certificate of Sponsorship

Please refer to the supporting documents help text for guidance on the documents we accept as evidence of maintenance.

Section 3 - Declarations**Section P - Applicant declaration**

It is mandatory for you to sign below to show you have read and understood the following declaration. If it is not complete, the application will be invalid and returned to you. It must be signed by you personally and not by a representative or other person acting on your behalf. If you are under 18, your parent or legal guardian should sign on your behalf.

Declaration

The information given in my application is complete and is true to the best of my knowledge and belief.

The photographs I have submitted with my application are a true likeness of me.

The documents I have submitted in support of my application are complete and correct to the best of my knowledge and belief.

I agree to co-operate with Home Office officials, or any other person charged by the Secretary of State for the Home Office with conducting pre-issue and post-issue checks in relation to this application.

If there is a material change in my circumstances or any new information relevant to this application becomes available before it is decided, I will inform the Home Office.

I am aware that the rules and requirements for applications may change in the future and that I should not assume the current rules and requirements will continue to apply.

I agree to the Home Office using the data provided in this application in accordance with its Information Charter. I understand that my details may in certain circumstances be passed to other people, including fraud prevention agencies, to prevent and detect fraud, money laundering and other crimes. I also understand that the Home Office may receive information about me.

I understand that if I am informing the Home Office that I have changed my gender, these details may in certain circumstances be shared with other Home Office colleagues. I consent to this, where necessary and understand that this information will only be shared in limited circumstances relating to identity and security in line with Section 22 of the Gender Recognition Act. I am aware they will otherwise be treated in confidence and that my rights under the Equality Act 2010, Data Protection Act 1998 and Article 8 of the European Convention on Human Rights will be unaffected.

Applicant's signature
Parent/legal guardian
signature if applicant is
under 18

Date

D	D
---	---

Month

M	M
---	---

Year

Y	Y	Y	Y
---	---	---	---

Section Q - Representative's Details

This section asks you to provide details of your appointed representative such as their name, address and contact details. It also asks whether or not they are appropriately registered or regulated to provide immigration advice.

Q1. Is a representative acting for you in relation to this application?

- Yes Go to next question
 No Go to Section 4

Q2. Name of the representative's organisation

Q3. Contact name of representative

Family name:

--	--	--	--	--	--	--	--	--	--	--	--	--	--	--	--	--	--	--	--	--	--	--	--

Given name:

--	--	--	--	--	--	--	--	--	--	--	--	--	--	--	--	--	--	--	--	--	--	--	--

Title:

--	--	--	--	--	--	--	--	--	--	--	--	--	--	--	--	--	--	--	--	--	--	--	--

Q4. Representative's address

House number or name:

--	--	--	--	--	--	--	--	--	--	--	--	--	--	--	--	--	--	--	--	--	--	--	--	--

Street name:

--	--	--	--	--	--	--	--	--	--	--	--	--	--	--	--	--	--	--	--	--	--	--	--	--	--

Town/city:

--	--	--	--	--	--	--	--	--	--	--	--	--	--	--	--	--	--	--	--	--	--	--	--	--

County:

--	--	--	--	--	--	--	--	--	--	--	--	--	--	--	--	--	--	--	--	--	--	--	--	--

Postcode:

--	--	--	--	--	--	--	--	--	--	--	--	--	--	--	--	--	--	--	--	--	--	--	--

Q5. Representative's telephone number

--	--	--	--	--	--	--	--	--	--	--	--	--	--	--	--	--	--	--	--	--	--	--	--	--

Q6. Representative's email address

--	--	--	--	--	--	--	--	--	--	--	--	--	--	--	--	--	--	--	--	--	--	--	--	--

Q7. Representative's fax number

--	--	--	--	--	--	--	--	--	--	--	--	--	--	--	--	--	--	--	--	--	--	--	--	--

Q8. Who is your representative regulated or approved by?

Tick to confirm

- | | | |
|--------------------------|---|--------------------|
| <input type="checkbox"/> | The Law Society | Go to next section |
| <input type="checkbox"/> | The Law Society of Scotland | Go to next section |
| <input type="checkbox"/> | The Law Society of Northern Ireland | Go to next section |
| <input type="checkbox"/> | The General Council of the Bar of Northern Ireland | Go to next section |
| <input type="checkbox"/> | The Institute of Legal Executives | Go to next section |
| <input type="checkbox"/> | The General Council of the Bar | Go to next section |
| <input type="checkbox"/> | The Faculty of Advocates | Go to next section |
| <input type="checkbox"/> | Office of the Immigration Service Commissioner (OISC) | Go to next section |
| <input type="checkbox"/> | Not regulated | |

Q9. What is your representative's OISC registration number?

--	--	--	--	--	--	--	--	--	--	--	--	--	--	--	--	--	--	--	--	--	--

Archived

Section R - Representative's Declaration

If you are a representative acting in relation to this application, you must complete the declaration below to show you have read and understood the representative's declaration and to confirm that you are authorised to act on behalf of the applicant(s).

I confirm that I am aware of the contents of this application, including its supporting documents, and that the application is, to the best of my knowledge and belief, true and correct.

I confirm that I will promptly give the applicant all correspondence I receive from the Home Office about this application.

I am permitted to give immigration advice and immigration services by virtue of section 84 of the Immigration and Asylum Act 1999.

I am aware that it is an offence to do an act which facilitates a person who is not a citizen of the European Union to commit a breach of immigration law, knowing or having reasonable cause to believe that the act has this effect.

Representative's signature:

And name of representative's organisation:

Date

Month

Year

D	D
---	---

M	M
---	---

Y	Y	Y	Y
---	---	---	---

Section 4 - Supporting Documents

Fill in this part of the form to help us make sure that we have received your documents and to keep a record of them while they are with us.

From the list below, tell us how many of each of the listed documents you have sent with this application. This is a standard list. You should only send in the documents from this list that are required for your application. Under other documents, list any further items you have sent and state how many in each case. Continue on a separate sheet if necessary.

Type of document	How many?	Type of document (continued)	How many?
Passports		Agreement on housing	
Biometric Residence Permit and/or travel documents		Adoption certificate	
Passport photographs		Evidence of English language	
Police registration certificates		Evidence of exceptional circumstances which prevented you from submitting your application within 28 days of overstaying	
Marriage or civil partnership certificate			
Birth certificates			
Driving licences		Other items	How many?
Evidence of care arrangements if you are under 18 years old.			
Letter explaining variation of leave required for secondary employment applications			
Building Society pass book			
Personal bank or building society statements			
Letter from financial institution			
Letter from bank or building society			
Payslips or other payment remittance advices			



UK Visas
& Immigration

Additional
Information for
making a TIER 2
Application

version 04/15

Application For A Grant Of Leave And Biometric Immigration Document Under Tier 2 - Main Applicant

Additional Information For Making A Tier 2 Application

This document provides additional information to help you complete your Tier 2 application form if you are applying in the United Kingdom.

The application form is available from our website:

www.gov.uk/government/organisations/uk-visas-and-immigration.

Please check that this is the current form and additional information for use on the date that you apply.

This form is
to be used for
applications
made on or after
6 April 2015

Introduction

This document provides information to help you to complete the Tier 2 application form. For further information on Tier 2 of the Points-Based System policy, please see the relevant paragraphs of the immigration rules and the Tier 2 policy guidance notes. These documents are available on the Home Office website at www.gov.uk/government/organisations/uk-visas-and-immigration.

All the above documents are available in Welsh, Braille, large print, audio and other alternative formats on request. For further information on alternative formats, and how to obtain these, please contact the Customer Contact Centre on 0300 1234699.

Who should apply using this form?

This application form should only be completed by individuals who are already in the United Kingdom. Application forms for individuals applying from outside the United Kingdom can be found on the Home Office website at www.gov.uk/check-uk-visa.

You should use this application form to apply for limited leave if you are:

- currently in the United Kingdom and wish to make an initial application under Tier 2;
- currently in the United Kingdom as a main applicant under Tier 2 seeking a change of employment or to extend your leave for a further period within your existing category; or,
- currently in the United Kingdom under the work permit arrangements, and seeking an extension under Tier 2.

Application forms for individuals applying for indefinite leave (settlement) can be found on the Home Office website at www.gov.uk/browse/visas-immigration/settle-in-the-uk

This application form should not be used by dependants of main applicants. A separate application form titled 'Points-Based System - Dependants Application Form' is available for this purpose and can be found on the Home Office website at www.gov.uk/government/organisations/uk-visas-and-immigration.

Please note: Turkish nationals who have accrued employment rights under Decision 1/80 of the Turkey ECAA Association Council do not require sponsorship. More information on Decision 1/80 rights is available in the Turkish Employed Applicants Modernised Guidance on our website: www.gov.uk/government/publications/ecaa-turkish-employed-applications

Submitting a valid application

You will only be considered to have submitted a 'valid' application if the following has been complied with:

- the correct application form must be completed and submitted
- the correct application fee must be paid
- your current passport, biometric residence permit (BRP), if applicable or travel document must be provided, unless it is not available for one of the reasons specified on the application form
- the mandatory sections in the application form must be completed
- two identical passport-size photographs of you with your full name written on the back of each one must be supplied
- two identical passport-size photographs of any dependants who are applying with you with their full name written on the back of each one must be supplied.
- the correct payment has been made towards the Immigration Health Surcharge, if applicable.

The photographs provided must be in the format specified in the separate photograph guidance, which can be found on the Home Office website at www.gov.uk/government/organisations/uk-visas-and-immigration.

Please ensure that they are placed in a small sealed envelope attached to section 2 of the form as instructed there - and without any staples, clips, pins or anything else which could mark or damage the photographs.

If the application is successful, the photographs provided will be reproduced on your BRP and BRP photos come from the picture taken at biometric enrolment, not the paper image.

If you are required to register with the police, you must also include your Police Registration Certificate with your application.

If your application does not comply with the above, it will be rejected as invalid.

You are required to answer all questions in this application form truthfully. It is a criminal offence to make a false statement in this application, and it may also lead to refusal of your application.

Biometric residence permit (BRP)

Everyone applying to extend their leave as a Tier 2 skilled worker must apply for a BRP. Further information about these measures, which are based on powers contained in the UK Borders Act 2007, can be found on our website.

A leaflet explaining the Biometric Residence Permit including the application process is available to download at the following location:

www.gov.uk/biometric-residence-permits

Supporting Evidence

It is your responsibility to provide the evidence to support any statements made in your application. You must satisfy us that the requirements for the category under which you have applied have been met. We must be satisfied, by considering the evidence provided, that you meet the necessary criteria.

You must ensure that all of the necessary supporting documentation is provided at the time the application is submitted. Only those documents specified in the application

form and set out in detail in the Tier 2 policy guidance will be considered acceptable for the purposes of establishing that you are awarded points in any scoring area.

You must be selective in submitting evidence, as sending large amounts of irrelevant or poor quality documentation may delay the consideration of the application. It is only necessary to submit evidence that is directly appropriate to the application as requested, as unrelated evidence cannot be considered for points scoring.

Any documentary evidence that you provide should be original (unless otherwise stated).

Where a document is not in English or Welsh, the original must be accompanied by a fully certified translation by a professional translator. This translation must include details of the translator's credentials and confirmation that it is an accurate translation of the original document. It must also be dated and include the original signature of the translator.

We will return your passport(s) and other documents by recorded delivery. If you would like them to be returned by Special Delivery, you must provide a prepaid Special Delivery envelope which is large enough. If your application is successful, your BRP will be sent to you separately by secure delivery.

Question-Specific information

Further advice on specific questions in the application form is detailed below.

B1 - B4. Enter your full name and other details exactly as they appear in your passport or travel document.

B5. Nationality

You should state the country of which you are a national.

B5a & B5b. If you are a dual national or have held a previous nationality?

If you currently hold any nationalities other than the one entered in **B5**, or if you have previously held another nationality which you no longer hold, you must provide the details.

B7. You should indicate your current relationship status.

This status may be:

- Married – a person legally married;
- Civil partner – a person in a same sex relationship and who has gone through a legal ceremony in the UK under or by virtue of the Civil Partnership Act 2004, or in the country of your residence;
- Unmarried partner – a person in a heterosexual or same sex relationship like a marriage or civil partnership, which has been subsisting for two years or more but is not married or in a civil partnership;
- Widow/widower – a person whose spouse has died and has not re-married or is not currently in an unmarried relationship that has subsisted for more than two years;
- Single – a person who is unmarried and not in a relationship that has subsisted for two or more years;
- Separated – a person legally married in or outside the UK but no longer living with your married partner;

- Divorced – a person married in or outside the UK whose marriage has been legally dissolved;
- Dissolved civil partnership – a person who has been in a civil partnership which has been legally dissolved;
- Separation Order – a separated person who remains in law the civil partner of the other person.

B8 & B9. Are you currently known, or have you ever been known, by any other name(s) than those given above?

You must provide full details, including supporting evidence (please also see the section of this document entitled 'Supporting Evidence'), of any other name or names by which you are known or have been known. If you submit documentation in support of this application that refers to you by a name which you have not provided to us, we will not consider that documentation. We do not need to know about informal nicknames.

C1. Please give details of your current passport or travel document. (If your current leave is shown on a previous passport or travel document, this must also be provided). Please note that for the application to be valid and complete your current passport/travel document must be provided unless it is not available for one of the reasons specified below:

Document Number Passport/travel document numbers are unique to an individual and their passport. It will be clearly shown and is often found on the same page as the photograph.

Nationality This is the nationality indicated on your passport or travel document.

Date of issue This is the date the passport or travel document was issued and it is often found on the same page as the photograph.

Date of expiry This is the date the passport or travel document expires and it is often found on the same page as the photograph

Country of issue This is the country in which the passport/travel document was issued. It is often found on the same page as the photograph.

D1. Have you been issued with a BRP?

A BRP is a card which holds:

- your biographic details (your name, and your date and place of birth); and
- your 'biometric information' (fingerprints and facial image).

It also shows your immigration status and your entitlements while you are in the UK.

D2. BRP number

If you have previously been issued with a BRP, you should provide the unique reference number shown on your card.

D4. Have you reported this to the Home Office card management service?

You should have reported any lost or stolen BRP to the police and to the Home Office card management service.

The police should have given you a police report and/or crime reference number. The loss or theft of your BRP should have been reported to the Home Office. More information about BRPs can be found on the Home Office website at:

www.gov.uk/biometric-residence-permits

D10. Is this person your parent or legal guardian?

Under Biometric Registration Regulations, any child under the age of 16 who is required to provide a record of their fingerprints and/or a photograph, must have them taken in the presence of a responsible adult who is the child's parent or guardian, or another person who for the time being takes responsibility for the child. This person must be the person named in question D6 of the application form. If there is any reason preventing a parent/

legal guardian from accompanying the child, the parent/legal guardian must nominate the responsible adult who will be accompanying the child.

The responsible adult accompanying any child under the age of 16 must provide an acceptable form of identification, such as a passport or driving licence. If that person is not the parent or guardian of the child, they must have a letter from the parent or guardian confirming that they are a responsible adult who has been authorised to accompany the child.

E1. What is your current immigration status?

Your immigration status is the type of leave you currently hold.

'Leave to enter' means that you currently have permission to be in the UK based on leave/entry clearance (visa) that was issued to you before you entered or when you entered the UK.

'Leave to remain' means that you were already in the UK when we issued your current permission to stay, and we issued it within the UK.

'Limited period' means that your leave/entry clearance (visa) has an expiry date, and we have not given you unlimited, otherwise known as 'indefinite', permission to stay.

Applications from those who have overstayed by more than 28 days will normally be refused. If you wish to obtain new permission to be in the UK after the 28 day period, you should leave the UK and reapply for a visa.

'Overstaying' means that you have remained in the UK beyond the latest of:

- a) the time limit attached to your last period of leave
- b) any extended period of leave pending determination of an in-time application and any subsequent appeal, or
- c) the date that you received a notice confirming that an application was not valid,

provided that the application was submitted before the time limit attached to your last period of leave expired.

Please read the Tier 2 policy guidance for more information www.gov.uk/government/uploads/system/uploads/attachment_data/file/325880/t2_guidance_07_14.pdf

E2. Were you required to register with the police as a condition of your current or last grant of leave in the UK?

Certain nationalities are required to register with the police as a condition of their leave. If this condition applied to you, you will have been instructed to register with your local police department when you were granted your last period of leave in the UK. The requirement to register with the police also features on your visa or your BRP, if you are required to have one.

You must submit your Police Registration Certificate as part of your application. For detailed guidance about Police Registration Certificates, visit our website at: www.gov.uk/government/uploads/system/uploads/attachment_data/file/294974/Police_registrationv9.0EXT.pdf

E11. Are you currently waiting for a decision on any other application made to the Home Office?

If you have made an application to the Home Office which has not yet been decided, this application will be treated as a variation of that application and that application will no longer be decided. If that application has already been decided and it has been refused, you cannot make a new application until any appeal you may have against that refusal is finally determined.

E13. Are you currently waiting for a decision on an immigration appeal to the Asylum and Immigration Chamber (AIC)?

If you have an appeal outstanding, you cannot make a new application until that appeal is finally determined.

This may apply to you if your last application for leave in the UK was refused and you were given a right of appeal against that decision.

Under Section 3C of the Immigration Act 1971, a person may not make an application for a variation of their leave to enter or remain in the UK while their leave is extended by that section.

This includes any period when the application for variation is neither withdrawn nor decided or the period when an appeal under Section 82(1) of the Nationality, Immigration and Asylum could be brought or remains pending. If you have an appeal outstanding or you are still in the limited period when you could lodge an appeal, then you should not make a fresh application.

The period during which you are able to lodge an appeal after an application has been refused is usually five or ten working days from the date that the refusal decision was served or sent to you. If you are unsure about this, then you should carefully read the letters and forms sent to you with the refusal decision.

F1. Have you been convicted of any criminal offence in the UK or any other country?

We routinely conduct eligibility and background checks and you should ensure that you fully disclose all information which could be relevant to your application and be aware that the failure to do so could result in your application being refused.

We will carry out criminal record checks on all applicants and dependants. You must declare all convictions, regardless of whether they are spent or unspent.

F2. Please give details below for each criminal conviction, starting with the most recent. If you have received more than two convictions, please photocopy this page and enclose it with this form.

You must give details of all spent and unspent criminal convictions. This includes road traffic offences but not fixed penalty notices (such as speeding or parking tickets) unless they were part of a sentence of the court. This includes all drink-driving offences.

F3. Do you have any civil judgments against you or any civil penalty under the UK Immigration Acts?

A Civil Judgement is where a court has ordered you to pay money to another person/party usually because of damages or monetary loss incurred by that person/party. A Civil Penalty under a UK Immigration Act would be a financial penalty imposed on you, for example, as a result of the failure to check an employees immigration status.

F7. In either peace or war time have you ever been involved in, or suspected of involvement in, war crimes, crimes against humanity, or genocide?

War Crimes are grave breaches of the Geneva Conventions committed during an armed conflict. This includes an internal armed conflict and an international armed conflict.

The types of acts that may constitute a war crime include:

- wilful killing;
- torture;
- extensive destruction of property not justified by military necessity;
- unlawful deportation;
- the intentional targeting of civilians and;
- the taking of hostages.
- Crimes against humanity;
- Acts committed at any time (not just during armed conflict) as part of a widespread or systematic attack, directed against any civilian population with knowledge of the attack. This would include offences such as murder, torture, rape, severe deprivation of liberty in violation of fundamental rules of international law and enforced disappearance of persons;
- Genocide;
- Acts committed with intent to destroy, in whole or in part, a national, ethnic, racial or religious group.

This guidance is not exhaustive. The full definitions of war crimes, crimes against humanity and genocide can be found in Schedule 8 of the International Criminal Court Act 2001. This can be found at www.opsi.gov.uk/acts/acts2001/ukpga_20010017_en_1 or purchased from The Stationery Office (telephone 0870 600 5522). It is your responsibility to satisfy yourself that you are familiar with the definitions and can answer the questions accurately.

F9. Have you ever been involved in, supported or encouraged terrorist activities in any country?

Terrorist activities are any act committed, or the threat of action, designed to influence a government or intimidate the public and made for the purposes of advancing a political, religious or ideological cause and that involves serious violence against a person; that may endanger another person's life; creates a serious risk to the health or safety of the public; involves serious damage to property; is designed to seriously disrupt or interfere with an electronic system.

F11. Have you ever been a member of, or given support to, an organisation which has been concerned in terrorism?

An organisation is concerned with terrorism if it commits or participates in acts of terrorism; prepares for terrorism; promotes or encourages terrorism (including the unlawful glorification of terrorism); or is otherwise concerned in terrorism.

G1. Are you currently receiving or have you ever received public funds in the UK?

If you require more information on public funds, please see the Home Office's public funds guidance. This can be found at www.gov.uk/government/uploads/system/uploads/attachment_data/file/284160/Public_funds_v12_0EXT.pdf

G5. Was the housing provided as part of an agreement with your employer?

If your housing is provided by a local council or housing association as part of an agreement with your employer, you will be asked to provide evidence of that agreement.

H1. Please provide your Immigration Health Surcharge reference number

As part of your application you may be required to pay the Immigration Health Surcharge. Before going any further, you will need to assess the likely cost using the online portal www.gov.uk/healthcare-immigration-application. Once the assessment has been completed you will receive a unique reference number which you enter on this application form.

H2. Have you ever had any Home Office reference number assigned to you?

All Home Office applications are given an individual reference number. This allows us to track and link past applications. You should provide your dependant's full Home Office reference number if they have one. This number can be found on any previous Home Office correspondence relating to your dependant. Your dependant may have numerous Home Office reference numbers. If so, you should provide all such numbers.

H5 & H7. National Insurance Number

National Insurance Numbers are made up of nine characters, in either of the following formats:

- two letters, six numbers and a final letter e.g. AB123456A
- two letters, six numbers and a space e.g. AB123456

I1. Give your telephone numbers and indicate which is your preferred contact number

You should enter your UK telephone number. This can either be a landline number or a mobile number. This must be a number on which you are easily contactable. If this is a landline, please begin with the area code.

I2. Email address

An e-mail address will usually be in the following format; name@InternetServiceProvider.country. In some circumstances, we may try to contact your dependant using this email address.

I3. Home address in the UK

This should be the address where you currently live in the UK.

I6. What is your correspondence address in the UK?

If you have a correspondence address, we will send all correspondence to this address unless you have a representative acting on your behalf.

K2. Are you in local authority care in the UK?

Please tell us whether you are currently living under local authority care in the UK. If you are, you must provide evidence.

L1. What is the category you will be applying for?

If you are applying to switch into Tier 2 from another immigration category and you have previously had leave under Tier 2 which expired less than 12 months ago, your application will be refused unless:

- you can show you have been outside the UK for 12 months;
- your grant of leave to enter or remain was for less than 3 months; or
- you will be paid a gross annual salary of £155,300 or higher.

If you currently have Tier 2 leave and you are applying for an extension or to change your employment, this 12 month cooling off period does not apply to you.

L1a. Are you applying to do a job on the shortage occupation list?

The current shortage occupation list can be found in Appendix K of the Immigration Rules www.gov.uk/government/collections/immigration-rules

L1b. Are you applying for more than three years leave?

If your sponsor has issued a Certificate of Sponsorship for a period of employment for more than three years, this will attract a higher application fee. Our current fees can be found at:

www.gov.uk/government/publications/visa-regulations-revised-table

L3. What Intra Company Transfer category are you applying for?

You can apply to extend your stay in the Tier 2 (Intra Company Transfer) Long Term Staff sub-category if you are already in the UK and your most recent leave to enter or remain was given as:

- Tier 2 (Intra Company Transfer: Established Staff);
- Tier 2 (Intra Company Transfer), under the Immigration Rules in place before 6 April 2011;
- Intra company transfer work permit holder (except multiple-entry work permits), or
- Representative of an overseas business (this includes representatives of overseas media companies).

If your sponsor has issued a Certificate of Sponsorship for a period of employment for more than three years, this will attract a higher application fee. Our current fees can be found at:

www.gov.uk/government/publications/visa-regulations-revised-table

You can apply to extend your stay for the maximum period allowed in your specific sub-category if you are already in the UK and your most recent leave to enter or remain was given as:

- Tier 2 (Intra Company Transfer) Long Term Staff on or after 6 April 2011;
- Tier 2 (Intra Company Transfer) Short Term Staff;
- Tier 2 (Intra Company Transfer) Graduate Trainee; or
- Tier 2 (Intra Company Transfer) Skills Transfer.

You will not be able to change into a different sub-category while you are in the UK and you cannot stay in the UK for longer than the period allowed for your category. If you are attempting to change into a different sub-category or have already been in the UK for the maximum time allowed and continue to apply, your application is likely to be refused.

L4. What is your current or last grant of leave?

This is the immigration category in which you were last given leave to enter or remain. If you don't have current leave, select the category in which you most recently had leave to enter or remain.

If you do not already have leave as a Tier 2 (General), Tier 2 (Sportsperson) or Tier 2 (Minister of Religion), you can only switch into these categories if you have, or were last given, leave to enter or remain in one of the following categories as a:

- Tier 1 (General) migrant;
- Tier 1 (Entrepreneur) migrant;
- Tier 1 (Graduate Entrepreneur) migrant;
- Tier 1 (Post Study Work) migrant;
- Tier 1 (Investor);
- Tier 1 (Exceptional Talent);
- Tier 2 (General) migrant,
- Tier 2 (Intra-Company Transfer: Established Staff) if you are applying to change sponsor;

- Tier 2 (Intra-Company Transfer), under the rules in place before 6 April 2010 if you are applying to change sponsor;
- Tier 2 (Minister of Religion) migrant;
- Tier 2 (Sportsperson) migrant;
- Tier 4 (General) student;
- Dependant partner of a Tier 4 student;
- Highly Skilled Migrant;
- Innovator;
- Jewish Agency Employee;
- Member of the Operational Ground Staff of an Overseas-owned Airline;
- Minister of Religion, Missionary or Member of a Religious Order;
- Overseas Qualified Nurse or Midwife;
- Participant in the Fresh Talent: Working in Scotland Scheme;
- Participant in the International Graduates Scheme (or its predecessor, the Science and Engineering Graduates Scheme);
- Person Writing Up a Thesis;
- Postgraduate Doctor or Dentist;
- Qualifying Work Permit Holder;
- Representative of an Overseas Business;
- Representative of an Overseas Newspaper, News Agency or Broadcasting Organisation;
- a Student,
- a Student Re-Sitting an Examination;
- a Student Nurse;
- a Student Union Sabbatical Officer;
- a Tier 5 (Temporary Worker) migrant in the Creative and Sporting sub-category, for a job as a professional footballer;

If you are not, or did not last have leave, in one of these categories you cannot switch into the Tier 2 (General), Tier 2 (Sportsperson) or Tier 2 (Minister of Religion) categories whilst you are in the UK and if you continue to apply, it is likely we will refuse your application.

If you already have, or were last granted, leave either as a Tier 2 (General), Tier 2 (Sportsperson) or Tier 2 (Minister of Religion) you can apply to extend within these categories. However, if you:

- are already in the UK,
- were last granted leave on or after 6 April 2011 under any of these Tier 2 categories and
- you have not since been granted leave to remain, entry clearance or leave to enter in any other route,

you can apply to extend your stay for the maximum period of 6 years.

Please note that you will not be able to extend beyond 6 years, or if you are a Tier 2 (Intra-Company Transfer) migrant, the maximum time for your subcategory.

You will not be able to re-apply to return to the UK in any Tier 2 category until 12 months after your last leave under Tier 2 expired unless:

- you can show you have been outside the UK for 12 months;
- your grant of leave to enter or remain was for less than 3 months; or
- you will be paid a gross annual salary of £155,300 or higher.

If you are applying to switch from Tier 5 as a professional footballer, you are permitted to switch into Tier 2 (Sportsperson) only.

If you do not already have leave as a Tier 2 (Intra Company Transfer: Long Term Staff) migrant, you can switch into that category if you have, or were last given, leave to enter or remain in one of the following categories as a:

- a Tier 2 (Intra Company Transfer) migrant in the Established Staff sub-category under the Rules in place before 6 April 2011;
- a Tier 2 (Intra Company Transfer) migrant granted under the Rules in place before 6 April 2010;
- a Qualifying Work Permit Holder, provided that the work permit was granted because the applicant was the subject of an Intra Company Transfer;
- as a representative of an Overseas Business (this includes representatives of overseas media companies).

If you are not, or did not last have leave, in one of these categories you cannot switch into the Tier 2 (Intra Company Transfer) Long Term Staff sub-category whilst you are in the UK and if you continue to apply, it is likely we will refuse your application.

If you came into the UK as a Tier 2 (Intra Company Transfer) Long Term Staff migrant on or after the 6th April 2011, you can apply to extend your stay for the maximum period allowed under Tier 2 (Intra Company Transfer) Long Term Staff sub-category.

You will not be able to switch into the Tier 2 (Intra Company Transfer) Short Term Staff, Tier 2 (Intra Company Transfer) Graduate Trainee, Tier 2 (Intra Company Transfer) Skills Transfer sub-categories from within the UK.

L5/L6. Sponsored by a government or international scholarship agency?

You are/were sponsored by a government or an international scholarship agency if you receive/received financial sponsorship from them that fully pays for both your fees and your maintenance (living costs).

L7. Did this scholarship, by a government or international scholarship agency, end within the last 12 months?

If you are currently sponsored by a government or an international scholarship agency, or have been financially sponsored within the 12 months preceding this application, you will need their consent to you remaining in the UK. If they do not give their consent, your application will be refused.

You may have been financially sponsored to be in the UK by a government or an international scholarship agency in one of the following immigration categories:

- Student; or
- Tier 4 (General); or
- Tier 4 (Child) student ; or
- Student nurse, or
- Student re-sitting an examination; or
- Student writing up a thesis; or
- Postgraduate doctors and dentists.

L8. Have you been awarded a UK degree/PGCE/PGDE or completed at least one year's PhD study whilst you have been in the UK?

This applies to you if your most recent period of leave to enter or remain was as a

- Tier 4 (General);
- Student;
- Student Nurse;
- Student Re-Sitting an Examination;
- Person Writing Up a Thesis;
- Postgraduate Doctor or Dentist;
- An Overseas Qualified Nurse or Midwife; or
- Student Union Sabbatical Officer.

In addition to the other requirements of Tier 2, you must have successfully completed and passed a UK recognised bachelor's or master's degree, Postgraduate Certificate in Education or Professional Graduate Diploma of Education or have completed a minimum of 12 months study in the UK towards a UK PhD during your current period of leave or a period of continuous leave which includes your last grant of leave; and you must have studied for the eligible award at a UK institution that is a UK recognised or listed body, or holds a sponsor licence under Tier 4 of the Points-Based System; and you must be applying from inside the UK.

You must meet these requirements. If you do not, your application is likely to be refused. You must submit one of the following documents:

- an original degree certificate; or
- an original academic transcript; or
- an academic reference on official headed paper of the institution

L9. Is your current or last grant of leave in the same category as which you are now applying?

You can apply to extend your stay for the maximum period your sub-category allows if you are already in the UK and were last given leave to enter or remain as:

- Tier 2 (Intra Company Transfer) Short Term Staff;
- Tier 2 (Intra Company Transfer) Graduate Trainee; or
- Tier 2 (Intra Company Transfer) Skills Transfer

You cannot switch from one sub-category of Tier 2 (Intra Company Transfer) to a different sub-category while you are in the UK. You cannot stay in the UK for longer than the period allowed for your sub-category.

If you have already been in the UK for the maximum time allowed and continue to apply, it is likely we will refuse your application.

L10. Are you still working for the same employer as you were at the time of your last grant of leave?

If you are not working for the same sponsor for which you were last given leave to enter or remain as a Tier 2 (Intra Company Transfer) migrant, it is likely your application will be refused.

M1. Do you have a Certificate of Sponsorship?

A Certificate of Sponsorship is a virtual document assigned to you by your sponsor, containing information about you, your sponsor and your job. A Certificate of Sponsorship cannot be used more than once.

You must have a valid Certificate of Sponsorship to qualify for leave to remain under Tier 2. Without one, we are likely to refuse your application.

By assigning a Certificate of Sponsorship, your sponsor confirms that to the best of its knowledge you are able to undertake a particular job and intend to do so.

The Certificate of Sponsorship contains details of your job, pay, details of any resident labour market tests your sponsor may have done (or why there might be an exemption from the resident labour market test) and other employment details, as well as your personal information.

To be valid, a Certificate of Sponsorship must, amongst other things:

- have been issued by a licensed sponsor; and
- have the same details on it as your passport; and
- have been assigned no more than 3 months before the date you submit your application; and

- have a start date no more than 3 months after the date you submit your application; and

not have been withdrawn or cancelled by your sponsor or by the Home Office.

The Certificate of Sponsorship must confirm that your sponsor is sponsoring you under the appropriate Tier 2 category for which you have applied.

A valid Certificate of Sponsorship does not guarantee that an application for leave to remain will be successful. You must meet the specific criteria for the Tier 2 category or sub-category you are applying for.

M2. Certificate of Sponsorship reference number

This is a reference number which is unique to you. If you do not know your Certificate of Sponsorship reference number, please contact your sponsor.

M3. What is the rating of your sponsor?

Sponsors are given one of the following ratings:

A-rated (Premium)

A-rated (Small and Medium sized Enterprise ((SME+))

A-rated

B-rated

You can check your sponsor's rating on the Tier 2 and Tier 5 Sponsor Register on the Home Office website at www.gov.uk/government/publications/register-of-licensed-sponsors-workers

M4. Is your sponsor certifying Maintenance for you on your Certificate of Sponsorship?

Your sponsor is certifying maintenance for you if they have stated on the Certificate of Sponsorship that they will maintain and accommodate you up to the end of your first month of employment in the UK. Your sponsor may limit the amount it is prepared to fund but the amount must be at least £945.

Please contact your sponsor if you are unsure whether they are certifying maintenance for you.

M6. Sponsor Address

You must give us the full address of your sponsor, including the post code.

M7. Date Certificate of Sponsorship assigned

You must give us the date on which your sponsor assigned the Certificate of Sponsorship to you. If you do not know this, please contact your sponsor.

M9. Do you hold shares in the UK company or connected business that sponsors you?

If you are a Tier 2 (General) applicant you must not own more than 10 per cent of your sponsor's shares, if the sponsor is a limited company. If you do, we will refuse your application.

M10. Gross annual salary (not including allowances)

You must give your gross annual salary (salary before tax) in pounds sterling.

Your sponsor must also put your salary on your Certificate of Sponsorship. The salary you give here must match the one on the Certificate of Sponsorship.

If your salary is being paid in another country, the amount in pounds sterling should be calculated using the exchange rate published at www.oanda.com. You must use the exchange rate on the date that your Certificate of Sponsorship was assigned.

M11. Annual allowances (if any)

You must state what allowances you will be paid, if any.

Your sponsor should include your allowances on your certificate of sponsorship and also give a breakdown of what these allowances are for. The allowances you give us here must match the allowances on your certificate of sponsorship.

If your allowances are being paid in another country, the amount in pounds sterling should be calculated using the exchange rate published at www.oanda.com. You must use the exchange rate on the date that your certificate of sponsorship was assigned.

Allowances do not include benefits such as overtime; bonuses that are not guaranteed; incentive pay; or travel and subsistence, including travel to and from your country of residence or home country.

If you have been given shares by your employer as part of an employed shareholder contract, the value of those shares will not be included.

N1. Can you satisfy the English language requirement?

You meet the requirement if you

- have a relevant degree taught in English;
- have passed an approved English language test;
- have previously submitted evidence / are considered to automatically meet;
- are a national of a majority English speaking country.

If you do not meet the English language requirement, we will refuse your application even if you meet all the other requirements of the Immigration Rules in relation to this application.

N2. How will you show that you meet the English language requirement at level A1, B1 or B2 of the Common European Framework of Reference?

Applicants under Tier 2 (General) must have a level of English language equivalent to level B1 on the Common European Framework of Reference (CEFR).

Applicants under Tier 2 (Sportsperson) must have a level of English language equivalent to level A1 on the Common European Framework of Reference (CEFR).

Applicants under Tier 2 (Minister of Religion) must have a level of English language equivalent to level B2 on the (CEFR).

You meet the English language requirement if:

1) You have a degree taught in English.

Your degree must be recognised by the National Academic Recognition Information Centre for the United Kingdom (UK NARIC) as equivalent to at least a UK Bachelor's degree and be taught in English at the required level. Where the degree was taught in a majority English speaking country we will assume it to have been taught in English. Majority speaking countries are:

- Antigua and Barbuda;
- Australia;
- The Bahamas;
- Belize;
- Dominica;
- Grenada;
- Guyana;
- Ireland;
- Jamaica;
- New Zealand;
- St Kitts and Nevis;
- St Lucia;
- St Vincent and the Grenadines;
- Trinidad and Tobago;
- United Kingdom;
- United States of America.

2) You have a valid, approved English language test qualification from the list of approved tests. Please see the list of approved tests on our website at: www.gov.uk/government/publications/guidance-on-applying-for-uk-visa-approved-english-language-tests

If you sat a test on or after 6th April 2015 you do not need to provide any documentary evidence of your test with your application. Instead, you should provide your SELT unique electronic reference number, provided by the awarding body.

Transitional arrangements apply for people who sat a test before 6th April 2015. You may still be able to use your test with applications made before 5th November 2015.

Where two or more parts (reading, writing, speaking and listening) of an English language test are examined and awarded together, for example, a combined exam and certificate for reading and writing skills, and you are required to submit evidence, that evidence must show that you achieved the required scores in all the relevant components during the same sitting of that examination, unless exempted from sitting a component on the basis because of a disability.

3) You have provided evidence to show that you meet the English language requirements in a previous application, and this was accepted; or you:

4) You currently have, or were last granted, leave as a Tier 2 Migrant and you have successfully met the English language requirement in that application;

or

You have ever been granted leave as a Business Person or under Tier 1 (General), Tier 1 (Entrepreneur) or Tier 1 (Exceptional Talent);

You were ever granted leave under Highly Skilled Migrant Programme provided that the leave was granted under the rules at a time when they included the changes which came into force on 5 December 2006;

You were granted leave as a Tier 4 (General) migrant and the Certificate of Acceptance for Studies used to support that application was assigned on or after 21 April 2011. If you are applying for Tier 2 (Minister of Religion), the Certificate of Acceptance of Studies must also have been assigned for a course of at least degree level study;

You currently have, or were last granted, leave on or after 23 August 2004 as a Minister of Religion under the old rules (applies to Tier 2 (General), Tier 2 (Intra Company Transfer) and Tier 2(Sportsperson));

You currently have or were last granted leave on or after 19 April 2007 as a Minister of Religion under the old rules (this applies to all Tier 2 categories);

You have, or last had, entry clearance, leave to enter or leave to remain as a:

- A Tier 2 Migrant under the Rules in place before 6 April 2011, excluding Intra Company Transfers extending beyond three years;
- A qualifying Work Permit Holder;
- A Representative of an Overseas Newspaper, News Agency or Broadcasting Organisation;
- A Member of the Operational Ground Staff of an Overseas-owned Airline, or Jewish Agency Employee.

5) You are a national of a majority English speaking country. Majority speaking countries are:

- Antigua and Barbuda;
- Australia;
- The Bahamas;
- Belize;
- Canada;
- Dominica;
- Grenada;
- Guyana;
- Jamaica;
- New Zealand;
- St Kitts and Nevis;
- St Lucia;

- St Vincent and the Grenadines;
- Trinidad and Tobago;
- United Kingdom;
- United States of America.

N8. State

In which state within the country was the course taught which led to the qualification awarded?

N14. Have you confirmed in the self assessment tool that your qualification may meet the English language requirement?

Your qualification must be recognised by UK NARIC as equivalent to at least a UK bachelor's degree and must have been taught in English at an acceptable level.

If the self assessment tool does not show that your qualification is equivalent to a UK degree, we may accept evidence from UK NARIC, if you are applying under Tier 2 (Sportsperson).

If the self assessment tool shows the qualification is equivalent to at least UK bachelor's degree level but does not show the qualification was taught in English, we may accept evidence from the university that the qualification was taught in English if you are applying under Tier 2 (Sportsperson).

Please note that if you are applying under Tier 2 (Minister of Religion) or Tier 2 (General) your qualification must be on the English language section of the Self Assessment Tool and meet the English Language requirements.

N15. Do you wish to use this qualification for the English language requirement?

You can only use this qualification if it is recognised by UK NARIC as equivalent to at least a UK bachelor's degree and was taught in English at an acceptable level.

O1. How will you show that you meet the maintenance requirement?

You meet the maintenance requirement if you:

1) have personal savings of at least £945, which must have been held for a consecutive 90 day period ending no more than 31 days before the date of this application

or

2) currently have leave to enter or remain in the UK as a:

- Tier 2 migrant;
- Jewish Agency Employee;
- Member of the Operational Ground Staff of an Overseas-owned Airline;
- Minister of Religion, Missionary or Member of a Religious Order;

Representative of an Overseas Newspaper, News Agency or Broadcasting Organisation; or Work Permit Holder.

You must meet the maintenance requirement. If you do not, we will refuse your application even if you meet all the other requirements in your application.

Q2. Name of the representative's organisation

If your representative works for an organisation, such as a firm of solicitors or a company, please provide the name of that organisation. If you have authorised an organisation rather than an individual to represent you, you must enter the name of the organisation here.

Q3. Contact name of representative

If you have authorised someone to represent you in relation to this application, please provide the name of the person who is representing you.

If you have a representative acting on your behalf, then we will correspond with them rather than directly with you. If your representative is not permitted to provide advice and immigration services in the UK, the Home Office will inform you and your representative that we will correspond only with you and not with your representative.

Q8. Who is your representative regulated or approved by?

Your representative should tell you whether they are regulated by the Office of the Immigration Services Commissioner (OISC) or some other body and, if not, why it is lawful for them to act for you. This information is often on their notepaper.

It is a criminal offence for a person to provide immigration advice or services unless they are a qualified person. Information about the provision of immigration services and who can provide them can be found at <http://oisc.homeoffice.gov.uk>) Information about who is registered with OISC can also be found here.

If the representative is regulated by a designated legal professional body, listed below, or if he/she works under the supervision of such a person, they will not be required to be regulated by the OISC.

Designated bodies are:

- The Law Society;
- The Law Society of Scotland;
- The Law Society of Northern Ireland;
- The Institute of Legal Executives;
- The General Council of the Bar;
- The Faculty of Advocates;
- The General Council of the Bar of Northern Ireland.

The representative should indicate of which organisation they are a member. The representative should indicate whether they are personally a member of this organisation or whether they are working under the authorisation of another registered member.

Where the representative is not a direct registration holder and is working under the supervision of another registered person, the representative should name the registered supervisor under whom they are working.

The representative should indicate whether he/she is registered with or authorised by an EEA body responsible for the regulation of the provision of legal advice in that EEA state; or employed or supervised by the person regulated as defined in Section 84(2) (c) (d), and (e) of the Immigration and Asylum Act 1999.

Q9. What is your representative's OISC registration number?

Your representative will be able to provide you with this number if it is not on their notepaper.

Some premium service centres offer a concessionary service to third party representatives (such as legal advisers or immigration advisers) that allow them to submit cases for premium consideration on behalf of their clients. Your representative must be registered with one or more premium service centres to use this service.

Supporting Documentation

You should ensure that you list all the supporting documentation you have submitted with this application.

Evidence of Identity

- Current passport(s) or travel document(s). This document is **mandatory**. If you do not submit it your application will be rejected as invalid.
- BRP. This document is **mandatory**, if you do not submit it your application will be rejected as invalid.
- Passport photographs. These photographs are **mandatory**. If they are not submitted, or are not in the right format, the application will be rejected as invalid. Please make sure you read our photograph guidance to be found at: www.gov.uk/photos-for-passports.

Evidence of Police Registration

The Police Registration Certificate is a mandatory document if you were required to register with the police. If you do not submit it, your application will be rejected as invalid. For detailed guidance about Police Registration Certificates, visit our website at: www.gov.uk/government/uploads/system/uploads/attachment_data/file/294974/Police_registrationv9.0EXT.pdf

Evidence of Agreement on housing

Evidence of agreement between employer and housing authority. You must submit an original letter from a housing authority if your housing is provided as part of an agreement between your employer and a housing authority.

Evidence of your finances

- Your bank or building society statement.

Your bank or building society statement must meet certain requirements. The personal bank or building society statements should clearly show:

- your name; and
- your account number; and
- the date of the statement; and
- the financial institution's name and logo; and
- any transactions between during the 90 day period; and
- that there have been enough funds in your account (the balance must always be at least £945. Overdraft facilities will not be considered available funds) throughout the consecutive 90 day period ending no more than 31 days before the date of application.

Ad hoc bank statements printed on the bank's letterhead are acceptable as evidence (this excludes mini-statements from cash machines).

If you wish to submit electronic bank statements, these must contain all of the details listed above. In addition, you will need to provide a supporting letter from your bank, on company headed paper, confirming the authenticity of the statements provided.

Alternatively, an electronic bank statement bearing the official stamp of the bank in question will be accepted. This stamp must appear on every page of the statement.

We will not accept statements which only show the balance in the account on a particular day as these documents do not show that you hold enough funds for the full period needed.

If you want to use a joint account as evidence of funds, you must be named on the account along with one or more other person.

Evidence of your Finances

- **Your building society pass book**

The building society passbook that you send us must cover a consecutive 90 day period ending no more than 31 days before the date of this application. The passbook must be original (not a copy) and must clearly show:

- your name; and
- your account number; and
- the financial institution's name and logo; and
- any transactions during the consecutive 90 day period; and
- that there have been enough funds in your account (the balance must always be at least £945. Overdraft facilities will not be considered available funds) covering the 90 day period before the date of application ending no more than 31 days before the date of application.

- **Letter from your bank or building society**

Letter from your bank or building society
The letter(s) from your bank or building society that you send us must cover a consecutive 90 day period ending no more than 31 days before the date of this application. The letter(s) must be original (not a copy) and must clearly show:

- your name; and
- your account number; and
- the date of the letter (which must be no more than one calendar month before the date of your application); and
- the financial institution's name and logo; and
- the funds held in your account; and
- confirmation that there have been enough funds in your account (the balance must always be at least £945. Overdraft facilities will not be considered available funds) throughout the consecutive 90 day period.

The letter must be dated no more than 31 days before the date of this application. We will not accept letters which show the balance in your account on a particular day as these documents do not show that you hold enough funds for the full period needed.

All statements must be on the bank's

or building society's letterhead/official stationery.

- **Letter from a regulated financial institution confirming funds held**

The letter(s) from a regulated financial institution that you send us must cover a consecutive 90 day period ending no more than 31 days before the date of this application. The letter(s) must be original (not a copy) and must clearly show:

- your name; and
- your account number; and
- the date of the letter (which must be no more than one calendar month before the date of your application); and
- the financial institution's name and logo; and
- the funds held in your account; and
- confirmation that there have been enough funds in your account (the balance must always be at least £945. Overdraft facilities will not be considered available funds) throughout the consecutive 90 day period on and before the date of the letter.

The letter must be dated no more than one calendar month before the date of this application.

We will not accept letters which only show the balance in your account on a particular day as these documents do not show that you hold enough funds for the full period needed.

All statements must be on the bank's or building society's letterhead/official stationery.

Evidence of care arrangements for children

- **Letter of consent from your parent(s) or legal guardian**

You must submit a letter from your parent or legal guardian giving their consent to you making this application and to the arrangements for your care in the UK. The letter must be the original (not a copy) and must clearly show:

- the relationship between the parent(s) or legal guardian(s) and you
- that your parent(s) or legal guardian have given their consent to this application;
- that your parent(s) or legal guardian agrees to the applicant's living arrangements in the UK;
- your parent(s) or legal guardian's full name and address.

The letter must confirm if your parent(s) or legal guardian have legal custody or sole responsibility for you. If they have sole custody, they must sign the letter. If they do not, the letter must confirm that each parent or legal guardian agrees to the contents of the letter and must be signed by each parent or legal guardian.

Evidence relating to children in local authority care

You must provide a letter from the local authority that is caring for you confirming that you are in local authority care. This document must be original (not a copy) and be on official headed paper.

Evidence of English language

Evidence that you are a national of a majority English speaking country

If your current passport/travel document has been lost or stolen; or has expired and been returned to the relevant authorities; or has been sent to another part of the Home Office, you may exceptionally provide one of the following alternatives:

- a current national identity document; or
- an original letter from your home government or embassy, on the letter-headed paper of the government or embassy. This letter must have been issued by an authorised official of that institution and must confirm your full name, date of birth and nationality.

Evidence that you have passed an English language test awarded by an approved test provider

To find details of the evidence you must send for the test provider you have used, please see Appendix O of the Immigration Rules which can be found on our website at: www.gov.uk/government/collections/immigration-rules

Evidence that you have a qualification taught in English

You must submit one or more of the following documents:

- **Original certificate of award.**

The qualification certificate you send us must be the original (not a copy) and must clearly show the:

- applicant's name;
- title of the award;
- date of the award; and
- name of the awarding institution.

We will not accept original provisional certificates.

- **Original academic reference alone**

The original academic reference must be on the official headed paper of the awarding institution and clearly show: your name; and the title of award; and the date of award, confirming that it has been/will be awarded; and the date that the certificate will be issued (if you have not yet graduated) or confirmation that the institution is unable to reissue the original certificate or award.

- **Original academic reference from awarding body and original academic transcript**

Each transcript you send us must be the original (not a copy).

The original academic reference must be on the official headed paper of the awarding institution and clearly show: your name; and the title of award; and the date of award, confirming that it has been/will be awarded; and the date that the certificate will be issued (if you have not yet graduated) or confirmation that the institution is unable to

reissue the original certificate or award. The original academic transcript must be on the official paper of the awarding institution and must clearly show: your name; and the name of the academic institution; and the course title; and confirmation of the award.

- **Letter from the awarding institution**

If you have a PhD qualification, a letter from the awarding institution is required if it is not possible to provide an academic transcript. As PhD qualifications are research-based, it may not be possible to produce an academic transcript. In such circumstances, a letter from the awarding institution will be acceptable in the absence of a transcript. This letter should outline the key details requested for academic transcripts as below: your name; and the name of the academic institution; and the course title; and confirmation of the award.

- **Translation(s) of certificate(s), transcriptions of results, references and letters**

For each document that is not in English or Welsh, you must also submit a certified translation by a professional translator or translation company. Each translation you send us must include:

- details of the translator/translation company's credentials; and
- confirmation that it is an accurate translation of the original document; and
- the translator/translation company's contact details.

It must also be dated and include the original signature of the translator or an authorised official of the translation company

Evidence that you have a qualification taught in English where it is not on the points-based calculator self assessment tool.

Where the self assessment tool shows the qualification is equivalent to a United Kingdom degree but does not show the qualification was taught in English, you must submit:

- **University letter confirming that the qualification was taught in English.**
This letter must be original, issued by the awarding institution on the official headed paper of the institution and include:
your name; and
the title of award; and
the date of the award; and
confirmation that the qualification was taught in English.

Where the self assessment does not show the qualification is equivalent to a United Kingdom degree, you must submit:

- **University letter confirming that the qualification was taught in English.**
This letter must be original, issued by the awarding institution on the official headed paper of the institution and include:
your name; and
the title of award; and
the date of the award; and
confirmation that the qualification was taught in English.

and

- **Original letter and / or certificate from UK NARIC confirming the level of the qualification.**
The letter must be the original (not a copy) and confirm the level of the qualification.

Evidence of sponsor giving consent to application.

You must submit a letter from the Government or agency who sponsored you for your studies. The letter must be original, on the official letter-headed paper or stationery of the organisation. It must have been issued by an authorised official of that organisation.

Evidence of completion of previous studies.

- Original degree certificate, academic transcript or academic reference

These must be original and must clearly show all the information detailed below:

- your name; and
- the course title/award; and
- the course duration; and

- the date of course completion unless you are studying a PhD course

Evidence of care arrangements for children

Letter of consent from your parent(s) or legal guardian.

Evidence of exceptional circumstances which prevented you submitting your application in time

Before submitting evidence of exceptional circumstances which prevented you submitting your application in time, please read the Tier 2 policy guidance for more information www.gov.uk/government/uploads/system/uploads/attachment_data/file/325880/t2_guidance_07_14.pdf