



Department  
for Transport

# Provisional Road Traffic Estimates, Great Britain: July 2015 - June 2016 Summary



In the year ending  
June 2016 Motor  
Vehicle Traffic in  
Great Britain was

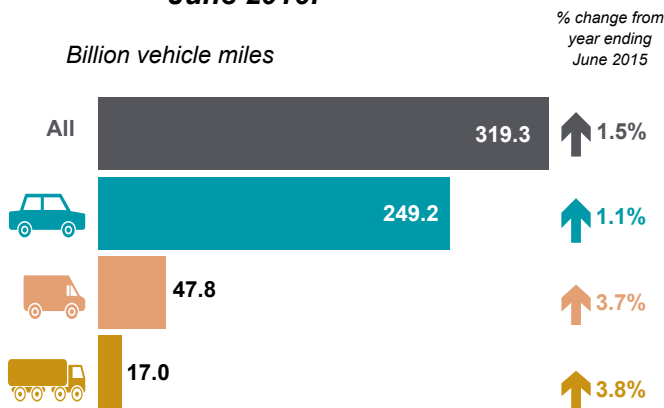
# 319.3

 billion vehicle miles

1.5%  
above the  
previous year

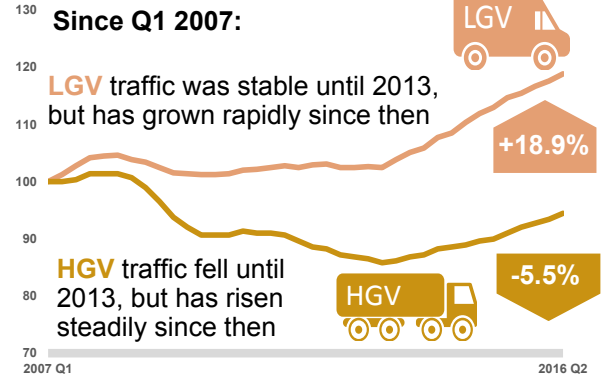
1.6%  
above the 2007  
pre-recession peak

## Vehicles *In the year ending June 2016:*

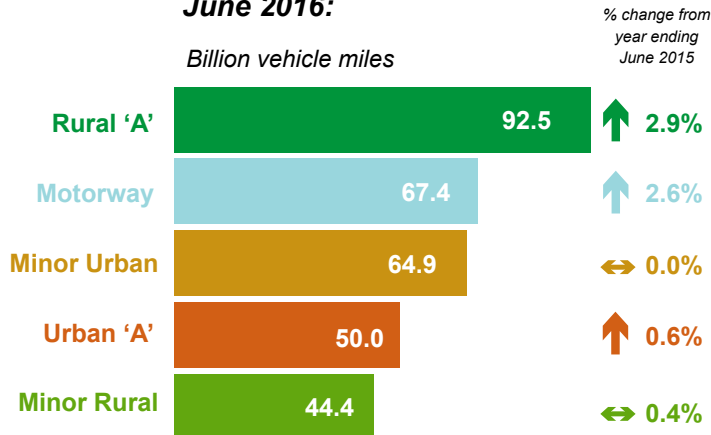


## Longer term trends

Index from the year ending March 2007

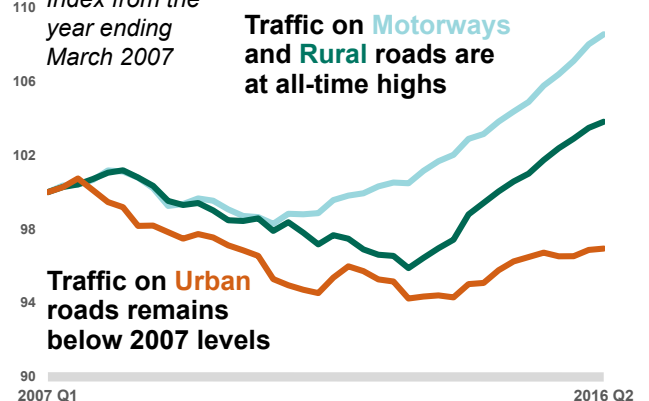


## Roads *In the year ending June 2016:*



## Longer term trends

Index from the year ending March 2007



## In context

*In the year ending June 2016, compared to the previous year:*

# GDP

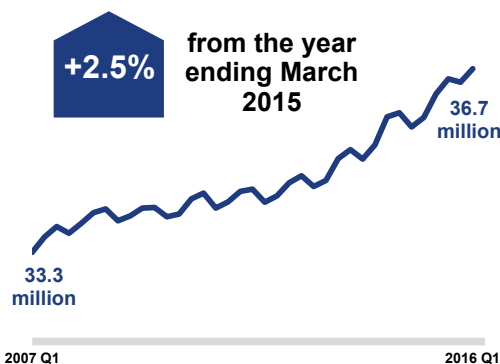


Premium unleaded

£ **-11.1** p/litre

## Licensed vehicles

In March 2016 there were **36.7 million** vehicles licensed for use



## Congestion

Average speed on local 'A' roads in England for the year ending March 2016 was:

# 25.5 mph

**-2.1%** from the year ending March 2015