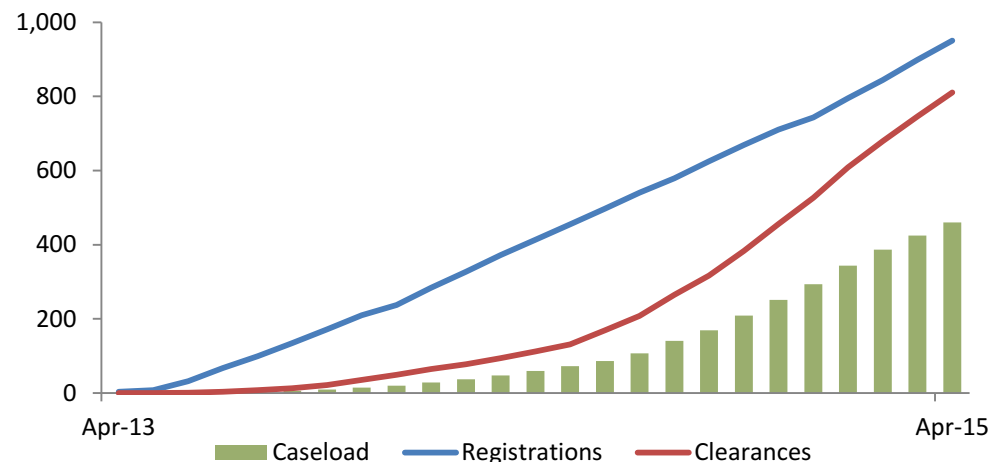


Personal Independence Payment : Official Statistics to April 2015

This summary contains official statistics on PIP registrations, clearances and awards, mandatory reconsiderations and caseload in payment for both new claims and claims made by those with an existing claim for Disability Living Allowance (known as Reassessments).

Personal Independence Payment (PIP) helps with some of the extra costs caused by long-term disability, ill-health or terminal ill-health. From 8th April 2013 DWP started to replace Disability Living Allowance for working age people with Personal Independence Payment (PIP). Latest statistics to the end of April 2015 show:

Registrations & clearances (cumulative) / claims in payment (thousands)



951,000 registrations ▲ Up 156,000 since Jan 2015

811,000 clearances ▲ Up 202,000 since Jan 2015

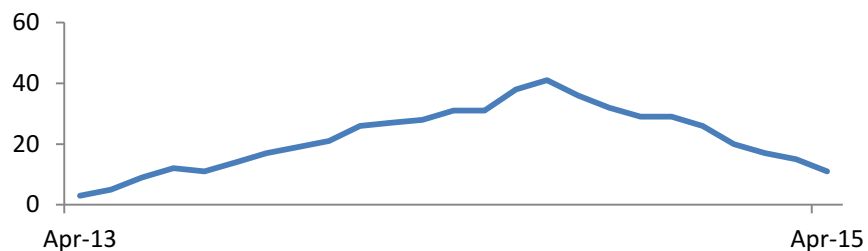
140,000 outstanding ▼ Down 46,000 since Jan 2015

460,000 claims in payment ▲ Up 117,000 since Jan 2015

- **50%** award rate for new claims
- **77%** award rate for reassessments
- **99%** award rate for terminally ill

Average clearance times are now falling (weeks, median)

New claims - Normal rules



11 weeks
new claims for normal rules

6 working days

new claims for terminally ill people

Published: 17th June 2015

Frequency: Quarterly
Coverage: Great Britain
Theme: People and Places



Department
for Work &
Pensions

Statistician:

Steve Watkins
Data & Analytics, Department for Work and Pensions
steven.watkins@dwp.gsi.gov.uk

Press Office: 0203 267 5129

Next publication: 16th September 2015

Website: <http://www.gov.uk/dwp>

ISBN:

978-1-78425-187-1

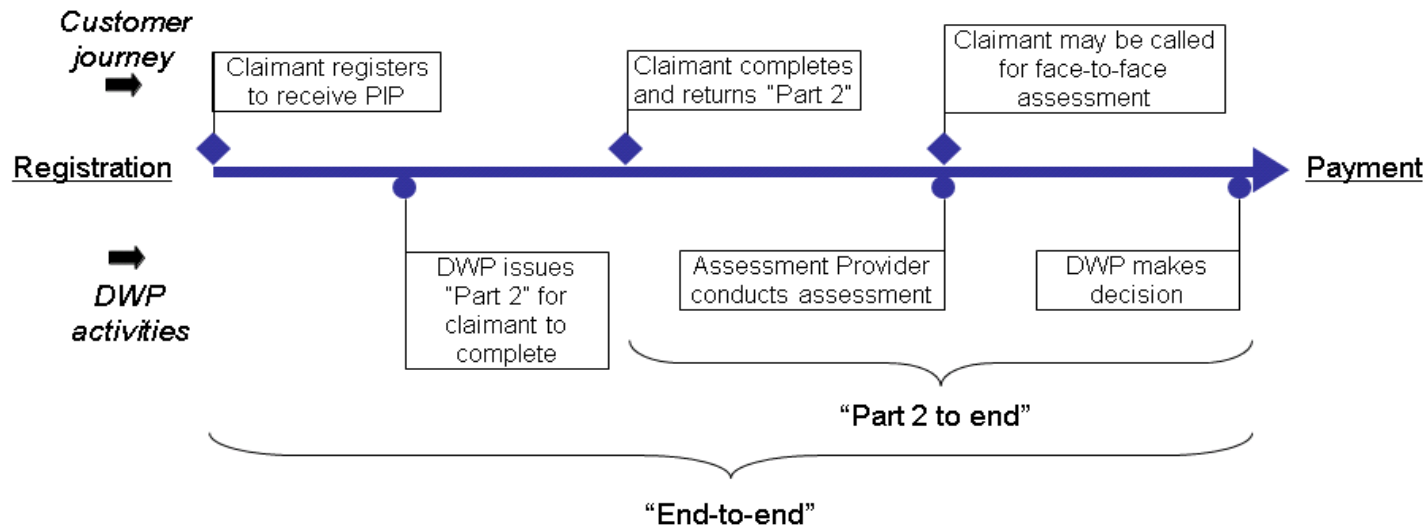
Contents

Introduction	2
Registrations, clearances and awards	3
PIP Waiting times	4
Mandatory reconsiderations	5
Characteristics of claims in payment	6
Notes	8

Introduction

This Release summarises the published official statistics relating to PIP. The statistics cover the PIP customer journey from registration through to payment. Key information is included on average clearance / waiting times and award rates, on the nature of the award and characteristics of claims in payment.

The claims process:



The chart above shows the claims process and the clearance and outstanding time measures we publish. We measure the full end-to-end process (from claim registration to decision/payment) and the Part 2 to end process (which excludes the time the claim is with the claimant). For more details see notes section.

Terminology:

Registration - Claimant registers an application to claim PIP.

Outstanding - Claim is still being processed.

Clearance – DWP decision maker has determined whether the claimant should or should not be awarded PIP.

Awards - Claimant has been awarded PIP.

Mandatory reconsiderations - Claimant wishes to dispute a decision made on their claim and requests DWP to reconsider the decision.

Reassessment – Disability Living Allowance claim that has been reassessed for PIP, as opposed to a new claim.

Normal rules – Claims not being processed under 'special rules for the terminally ill (SRTI)'.

Caseload - Claims in payment at a point in time (end of reporting month).

New in this release

- Latest data for the quarter to April 2015.
- Mandatory reconsideration registrations and clearances.

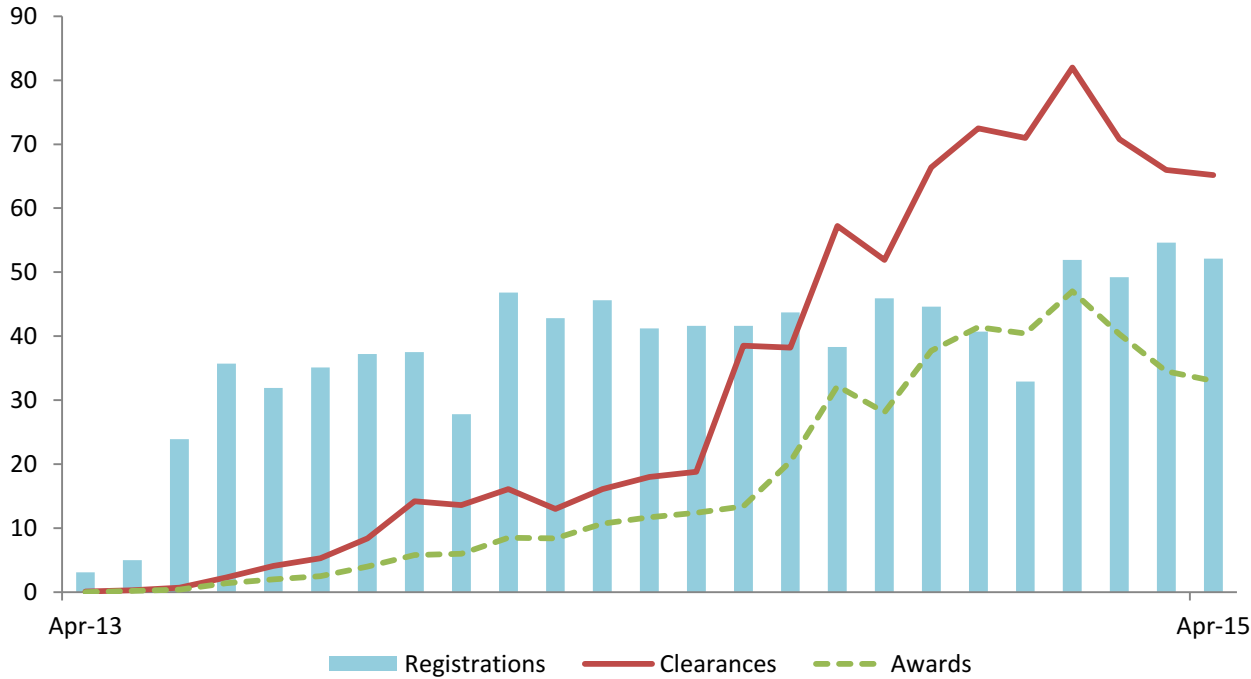
Links to detailed statistics

1. Payment statistics are available as both ready-made tables and as bespoke tables within Stat-Xplore. More information on Stat-Xplore can be accessed here: <https://stat-xplore.dwp.gov.uk/>
2. Supplementary data on:
 - registrations, clearances and awards, including information by Parliamentary Constituency, Local Authority and Government Office Region;
 - clearance times and outstanding times (Great Britain) are available in the Excel tables that accompany this Release.
3. [Interactive maps are available that show statistics by Local Authority](#)



Section 1 : Registrations, clearances and awards

Monthly Registrations, clearances and awards, all claims (thousands)



Award rates for cleared claims:	
Normal rules : New claims	50%
Normal rules : Reassessed claims	77%
Terminally ill : New claims	99%
Terminally ill : Reassessed claims	99%

By the end of April 2015, 950,700 claims to PIP had been registered. Of these, 35,400 were under special rules for the terminally ill, and 136,700 were reassessed DLA claims.

Registrations have in general been increasing month on month, as reassessment of DLA cases has been rolled out to more areas.

By the end of April 2015, 810,500 claims to PIP had been cleared. Of these, 41,200 were under special rules for the terminally ill, and 108,700 were reassessed DLA claims.

PIP clearances increased significantly between June 2014 and January 2015, with an average of around 60,000 claims being cleared per month during this period (peaking at 82,000 in January 2015). Between January 2014 and May 2014, clearances had averaged 16,400 per month. Since January 2015, monthly clearances have fallen, driven by a decrease in the number of outstanding claims the Department has to process.

Award rates for new claims (normal rules) are 50% overall and for reassessment claims (normal rules) 77% - excluding withdrawn claims. Nearly all special rules (terminally ill) claimants are found to be eligible for PIP.

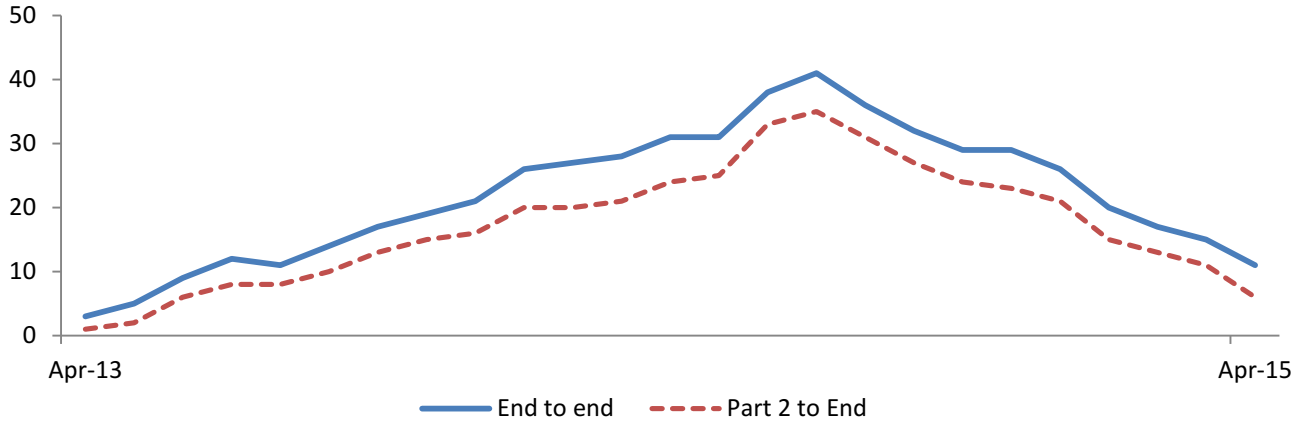
More detailed information can be found in the Excel tables that accompany this Release.



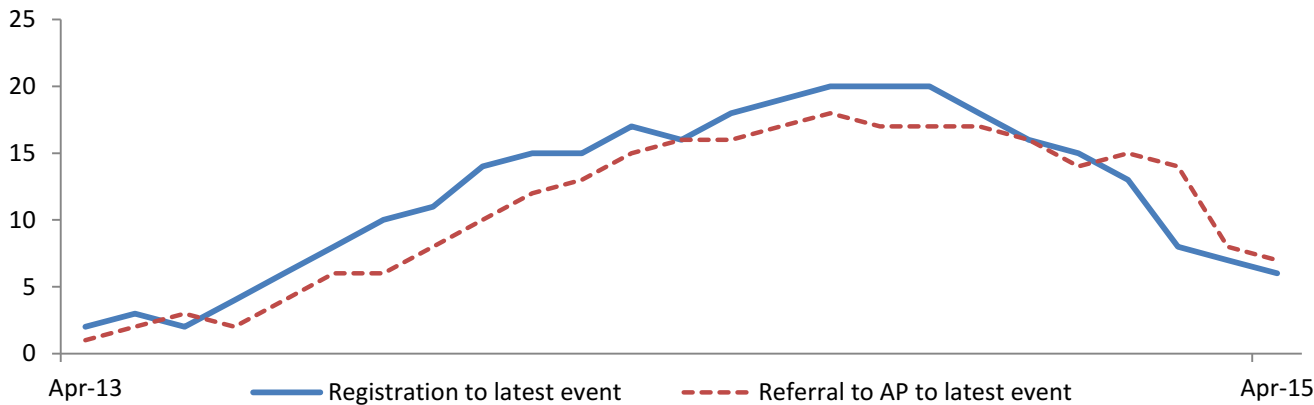
Section 2 : PIP Waiting times - Average actual clearance times and outstanding times

‘Clearance times’ relate to cases where DWP has decided to award (or not award) PIP.
‘Outstanding times’ relate to cases where DWP has yet to make a decision.

Clearance times, new claims normal rules (median, weeks)



Outstanding waiting times, new claims normal rules (median, weeks)



Clearance times for the terminally ill (i.e. special rules cases) are 6 **working days**

In April 2015, of those **new claims cleared** under normal rules, the average PIP claim took:

- 11 weeks from the point of registration to a decision being made on the claim;
- 6 weeks from the point of referral to the assessment providers to a decision being made on the claim.

These times are less than one third of what they were in July 2014 (41 and 35 weeks respectively). This shows that end-to-end clearance times have reduced substantially, and are continuing to reduce.

The claimant took on average 4 weeks to return their Part 2 form (April 2015).

In April 2015, of those normal rules **new claims** that were then still **outstanding**, the average PIP claim took:

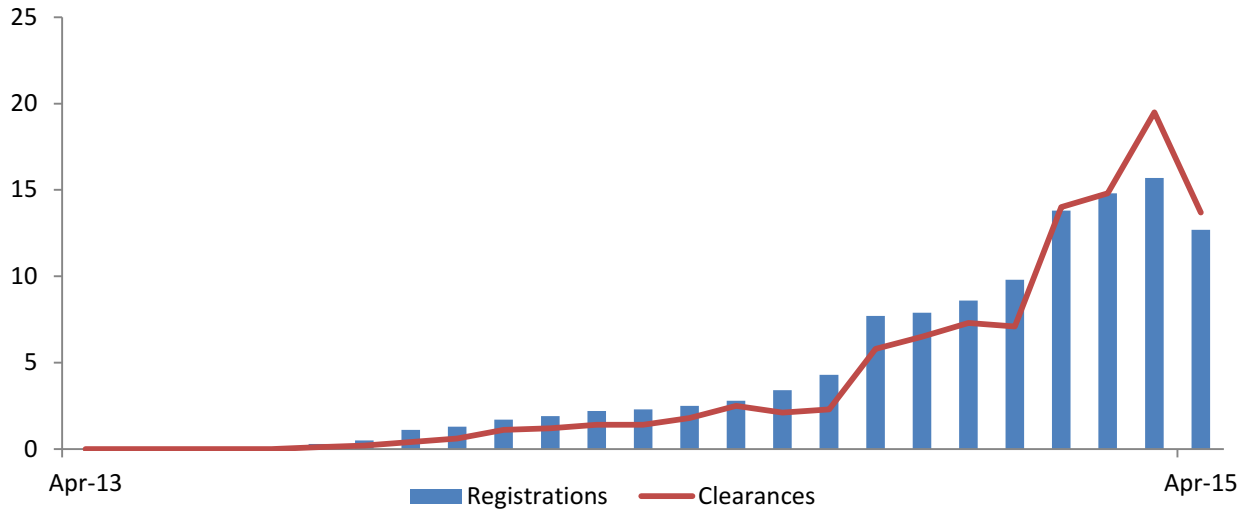
- 6 weeks from the point of registration;
- 7 weeks from the point of referral to the assessment providers.

These times are all less than half of what they were in July 2014 (20 and 18 weeks respectively). This shows that end-to-end outstanding times have reduced substantially, and are continuing to reduce.

More detailed information, **including reassessment clearance and outstanding times**, can be found in the Excel tables that accompany this Release.

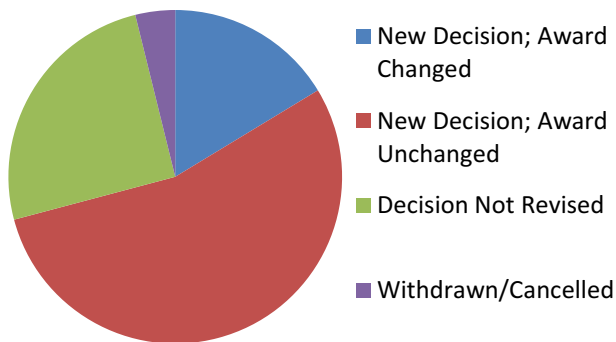
Section 3 : Mandatory reconsiderations

Monthly reconsiderations: Registrations and clearances, normal rules (thousands)

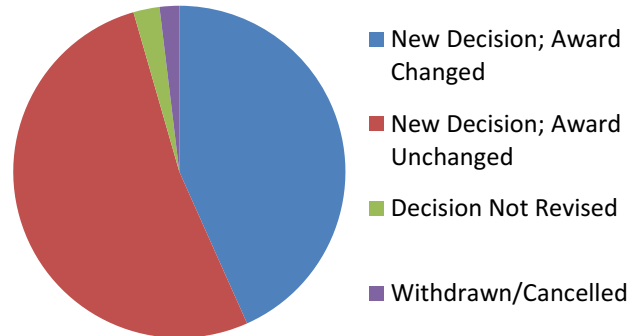


Total Mandatory Reconsiderations by Clearance Type - Normal Rules

New claims



Reassessments



Claimants who wish to dispute a decision on their PIP claim are required to ask DWP to reconsider the decision before lodging an appeal with Her Majesty's Courts and Tribunals Service. This is called a 'mandatory reconsideration' (MR). The purpose of an MR is to consider the grounds for the dispute and complete a full review of the initial decision.

MRs can arise for various reasons such as omitting to tell DWP about relevant evidence during the initial decision-making process; this could include not returning forms required as part of the claim.

There has been a general upward trend in the number of MR registrations and clearances.

By the end of April 2015, 115,400 MRs had been registered against normal rules claims. Of these, 97,300 related to new claims, and 18,100 to reassessed DLA claims.


In total, 103,900 MRs for normal rules claims had been cleared by the end of April 2015 (88,200 new claims and 15,700 reassessed DLA claims). Of the new claim MRs cleared, 14,400 led to a change in the claimant's award, and 6,800 reassessed DLA MRs led to a change in award.

Over the same period, 300 MRs had been registered and cleared against special rules claims.

More detailed information can be found in the Excel tables that accompany this Release.

Section 4 : Characteristics of claims in payment as at April 2015

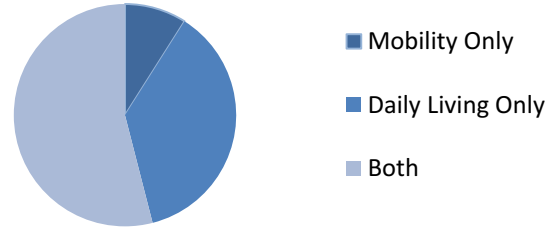
Caseload by Special Rules indicator



PIP is made up of two component parts:

- daily living
- mobility.

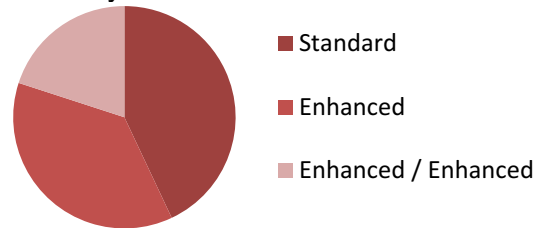
Normal rules by claim type



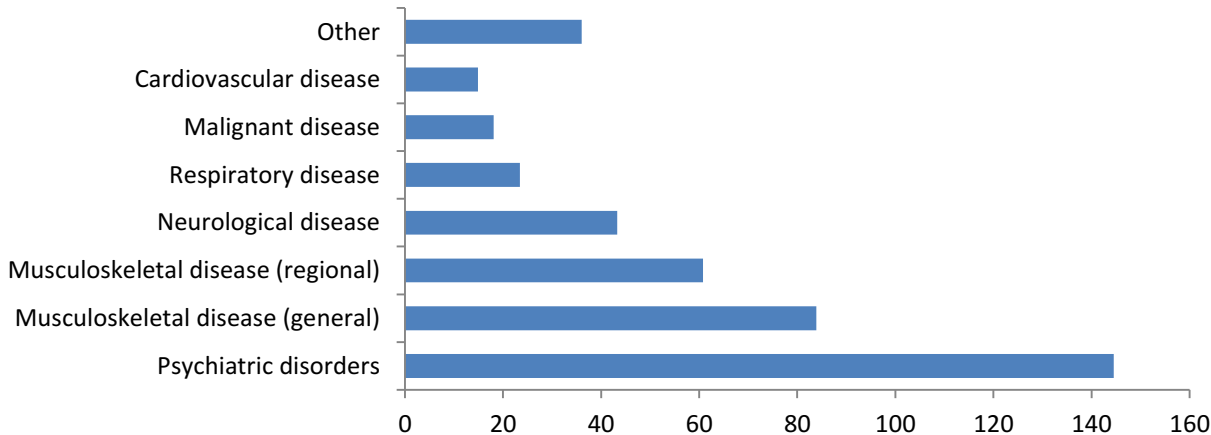
Each of these components can be awarded at either:

- standard rate
- enhanced rate.

Normal rules by award level



Normal rules by disability category (thousands)



On the 30th April 2015, 460,000 people had a PIP claim in payment, an increase of 117,000 (34%) on the previous reported quarterly figure (January 2015). 425,000 (92%) were assessed under normal rules

For normal rules claims:

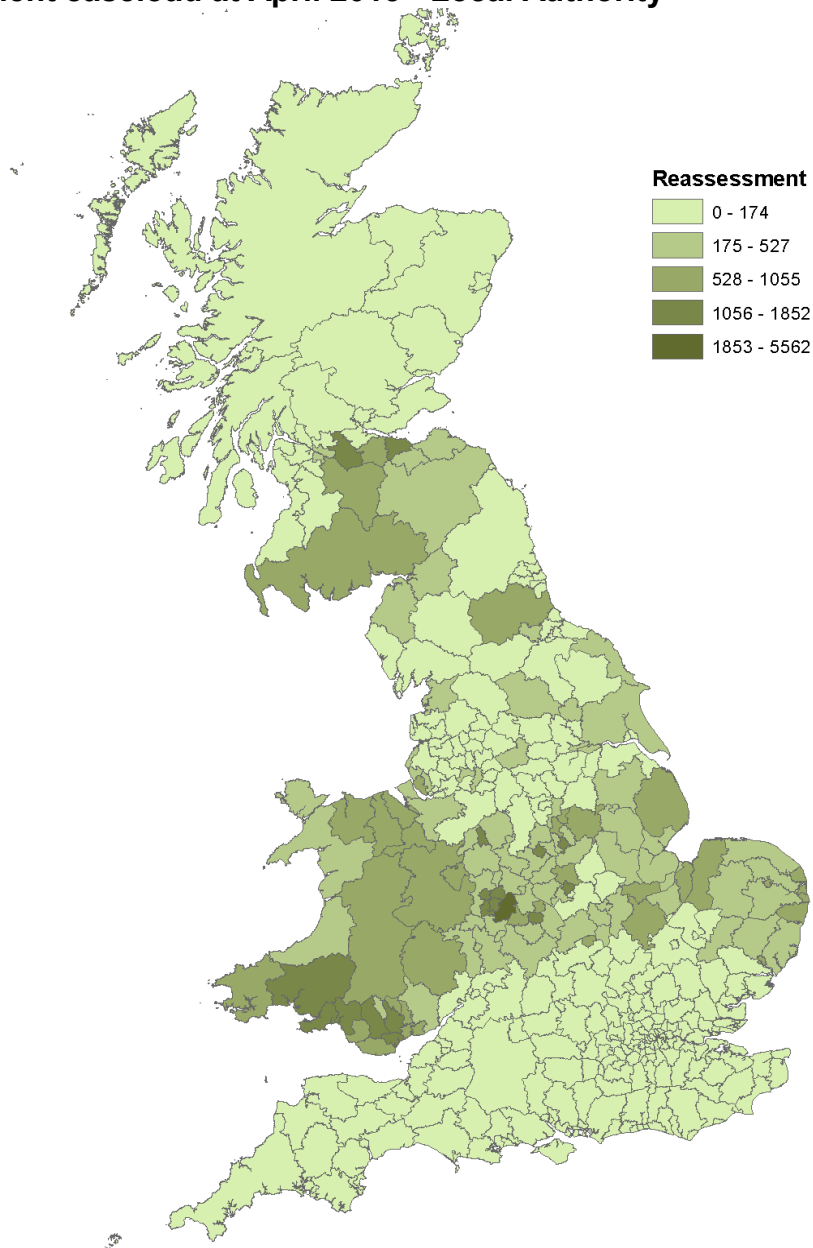
- 37% received Daily Living Award only, 9% received Mobility Award only, and 54% received both.
- 57% (of normal rules claims) received an element of component at the enhanced rate – with 20% receiving the highest level of awards ('enhanced/enhanced' rates) for both Mobility and Daily Living.
- 144,500 (34%) were recorded with 'Psychiatric disorders' (which includes 'Mixed anxiety and depressive disorders' and 'Mood disorders') as the primary disability condition.
- 83,900 (20%) were recorded with 'Musculoskeletal disease (general)' (which includes 'Osteoarthritis') as the primary disability condition.

Special Rules claims in payment:

- 100% receive highest level of award ('enhanced/enhanced' rates) for both Mobility and Daily Living
- 95% were recorded with 'Malignant Disease'

The primary disability condition of the claimant is reported at disability category and subcategory level. Further breakdowns are available from [Stat Xplore](#)

Reassessment caseload at April 2015 - Local Authority

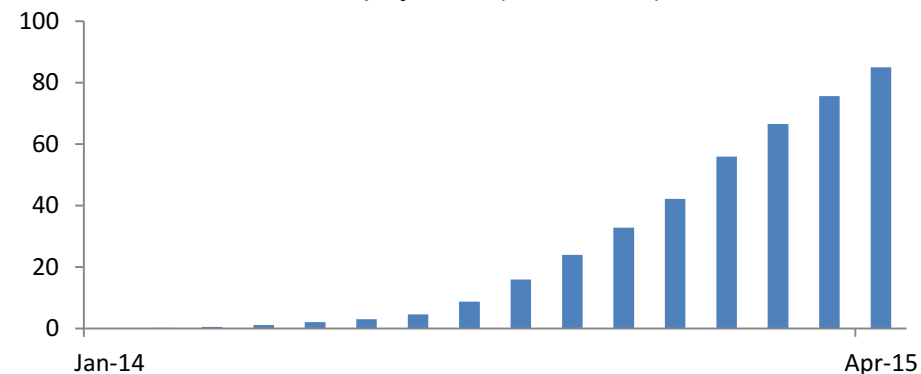


Disability Living Allowance reassessment roll out

From 28th October 2013, DWP began inviting DLA claimants living in Wales, East Midlands, West Midlands and East Anglia to claim PIP (see Further Information, below). Structured roll out to other postcodes areas has since followed. Most DLA recipients will start to be invited to claim PIP from October 2015.

As at 30th April 2015, 85,000 claims were reassessment claims from DLA (18% of the total PIP caseload):

Reassessment claims in payment (thousands)



- 60,700 (71%) received an award at the enhanced rate.
- 29,400 (35%) were receiving the highest level of award, i.e. both enhanced daily living and enhanced mobility

Interactive map

Further statistics on the PIP caseload (including registrations and awards) showing information at Local Authority level are also available from the interactive map.

Please click [here](#) to access the interactive version.

Section 5 : Notes

PIP operational rollout

On 8th April 2013, PIP was introduced as a controlled start, for new claims from people living in a limited area in the North West and part of the North East of England.

On 10th June 2013, PIP was introduced for new claims for the remaining parts of Great Britain.

From 28th October 2013, using a structured roll out to postcode areas, DWP has been inviting DLA working age recipients to claim PIP if:

- DWP received information about a change in care or mobility needs which meant their claim had to be renewed;
- the claimant's fixed term award was due to expire;
- children turned 16 years old (unless they have been awarded DLA under the special rules for terminally ill people);
- or the claimant chose to claim PIP instead of DLA.

Most DLA recipients will start to be invited to claim PIP from October 2015.

PIP clearance times and outstanding times

All average actual times are based on the **median** measure. The median time represents the middle value if you were to order all the times from lowest value to highest value. The median is presented instead of the mean, as the mean measure is affected by cases that have been waiting for a very long time such as, for example, cases where the person has been hard to reach due to being in prison, hospital or failed to attend their assessment on numerous occasions. The median is the best measure to estimate how long people have been waiting to receive PIP payments.

Note that the individual parts of the claimant journey average times will not sum to the end to end claimant journey average times. This is because each measure is based on the median clearance/outstanding time of cases cleared/outstanding at that stage, whilst the end to end measure is based on the median clearance/outstanding time for all cleared/outstanding cases. As the size and distribution of clearance/outstanding times for the individual stages will vary, the sum of the individual medians will not sum to the end-to-end median. Furthermore, for this reason, we may also see an individual part of the claimant journey (e.g. assessment provider stage) having a longer average time than the end-to-end average time.

PIP statistics

This Release contains Official Statistics on PIP caseload, registrations, clearances awards and mandatory reconsiderations for both new claims and claims made by those with an existing claim for Disability Living Allowance (known as Reassessments).

Monthly caseload refers to the number of PIP claims in payment at the end of the reporting month. The monthly caseload will not include claims that are backdated for an earlier period and so will not be subject to retrospection. These claims will be included from the month they are paid.

Caseload is further broken down by:

- Geography: Region, Local Authority and Parliamentary Constituency;
- Assessment status: Special Rules for Terminally Ill people, Mobility component award level, Daily Living component award Level;
- Primary disability category / sub category, age, gender, DLA reassessment indicator.

Data Quality Statement

PIP payment statistics exclude a small number of successful claims that are not in payment (because, for example, the initial payment has been suspended for hospitalisation or other reasons), prior to any PIP payment, but will include a small number of cases where a payment has been made but subsequently been suspended temporarily.

As the data available for PIP evolves over time, the methodology used and definitions may develop also. Users of these statistics are asked to note the status of the statistics as official experimental and that subsequent releases may include revisions.

The statistics in this Release cover the period 8th April 2013 to 31st April 2015, for PIP new claims and claims made by those with an existing claim for Disability Living Allowance, known as Reassessments.

The data is subject to some minor retrospection. When a claim is first registered, it is assumed to be a new claim unless there is evidence to suggest that it is a reassessment. If evidence is presented between registration and clearance, the claim will then show as a reassessment clearance and will move from being a new claim registration to being a reassessment registration.

Also, it should be noted that some claims may not be marked as claims under special rules for terminally ill people (SRTI) at the point of registration but become a SRTI claim prior to the point of clearance, and vice versa. This may lead to the figures showing fewer SRTI registrations than clearances.

In developing PIP Statistics, DWP has acted in accordance with the Code of Practice and supporting Principles.

DWP statistical consultations

DWP would like to hear your views on our statistical publications. If you use any of our statistics publications, we would be interested in hearing what you use them for and how well they meet your requirements. Please email DWP at stats-consultation@dwp.gsi.gov.uk. If you would like to receive occasional e-mails from DWP to directly inform you of documents seeking the views of users, please email general.statistics@dwp.gsi.gov.uk giving details of the DWP publications you use