



Department for
Communities and
Local Government

Count of Traveller Caravans, January 2014 England

- The total number of traveller caravans in England in January 2014 was 19,500, about 140 more than in January 2013.
- Approximately 6,850 caravans were on authorised socially-rented sites, a fall of 20 since the January 2013 count.
- The number of caravans on authorised privately-financed sites was just under 10,020, about 370 more than in January 2013.
- The number of caravans on unauthorised developments, on land owned by travellers, was around 1,660, approximately 180 below the number in January 2013.
- The number of caravans on unauthorised encampments, on land not owned by travellers, was 980, approximately 20 less than in January 2013.
- Overall, the January 2014 count indicated that 86 per cent of traveller caravans in England were on authorised land and that 14 per cent were on unauthorised land.

Housing *Statistical Release*

12 June 2014

Introduction	2
Count of traveller caravans	3
Travelling Showpeople caravans	5
Accompanying tables	6
Definitions	6
Technical notes	7
Enquires	9

Responsible Statistician:

Dan Howard

Statistical enquiries:

office hours:

0303 444 3510

Email:

housing.statistics@communities.gov.uk

si.gov.uk

Media Enquiries:

0303 444 1201

press@communities.gsi.gov.uk

Date of next publication:

November 2014 (provisional)

Housing

Introduction

This Statistical Release presents official statistics on the count of traveller caravans in England. It is carried out to provide local data on the number and the seasonal movement of caravans.

This publication is compiled from information submitted by local authorities in England. Local authorities carry out the count of caravans on traveller sites twice a year, in January and July, providing a snapshot of the number of caravans on the day of the count. Information is collected about caravans on authorised socially-rented sites, authorised privately-funded sites, unauthorised developments (sites on land owned by travellers for which planning permission had not been granted) and unauthorised encampments (on land not owned by travellers and which do not have planning permission).

The count takes place twice a year to reflect winter residence and summer travelling trends and changes in demands on services. Due to the strong seasonal differences between the January and July counts, all comparisons refer to year-on-year changes. Numbers quoted in this release have been rounded to the nearest 10, given that estimates are made for non-responding local authorities and so quoting precise figures might be regarded as implying a spuriously high level of accuracy.

Further information is given in four accompanying tables.

With effect from July 2013, the Department has renamed the 'Gypsy and Traveller Caravan Count' the 'Traveller Caravan Count.' This does not reflect any changes in the coverage of the count but brings its title into line with the terminology used for planning policy purposes. It is also consistent with the fact that its scope is wider than caravans lived in by ethnic gypsies and travellers, but also includes non-traditional travellers. References in previous statistical releases and accompanying tables to 'Gypsies and Travellers' have therefore now been replaced by references simply to 'travellers'.

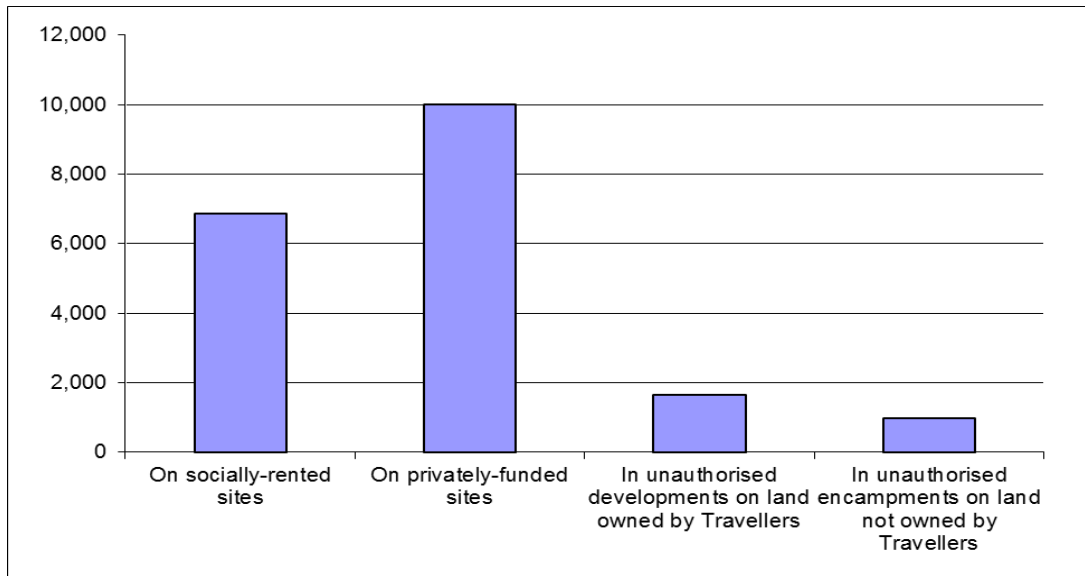
We have taken the opportunity presented by this publication to make a number of updates to historic data. Where this has occurred it is indicated by an "R" in Table 1 against the relevant local authority to denote that figures have been revised.

Count of Traveller Caravans

Total numbers

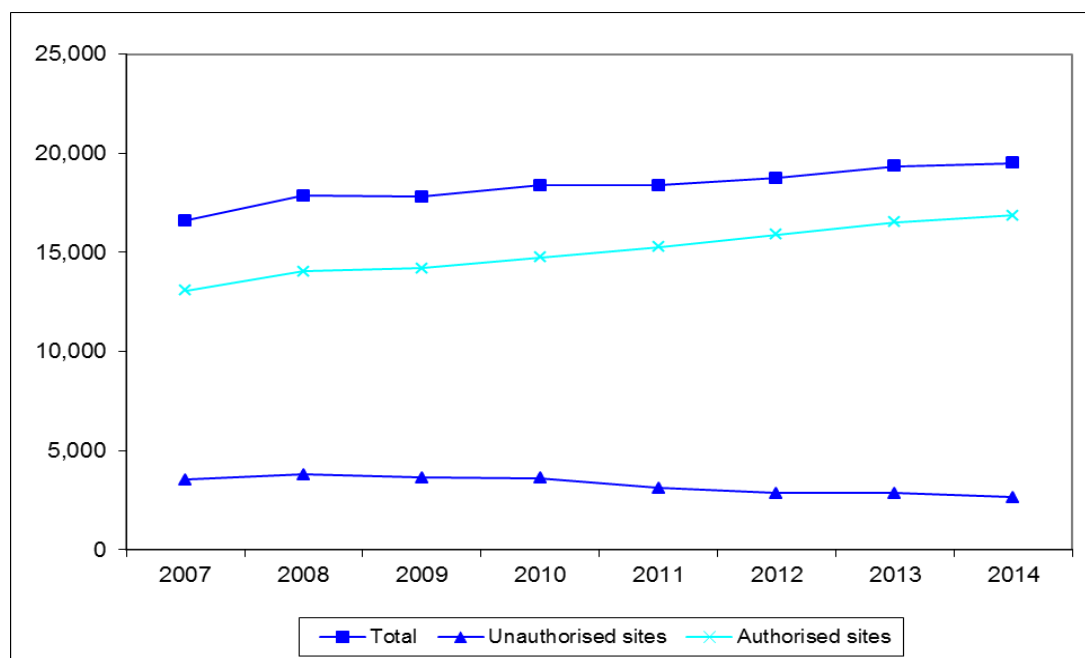
At the time of the January 2014 count, the total number of traveller caravans in England was 19,500. Of these, approximately 6,850 (35 per cent) were on socially-rented sites; 10,020 (51 per cent) were on privately-funded sites; around 1,660 (8 per cent) were in unauthorised developments on land owned by travellers; and 980 (5 per cent) were in unauthorised encampments on land not owned by travellers. This information is shown in Figure 1.

Figure 1: Total number of caravans in England, by type of site



The total number of traveller caravans in England has increased in recent years - by 17 per cent since 2007 - as shown in Figure 2.

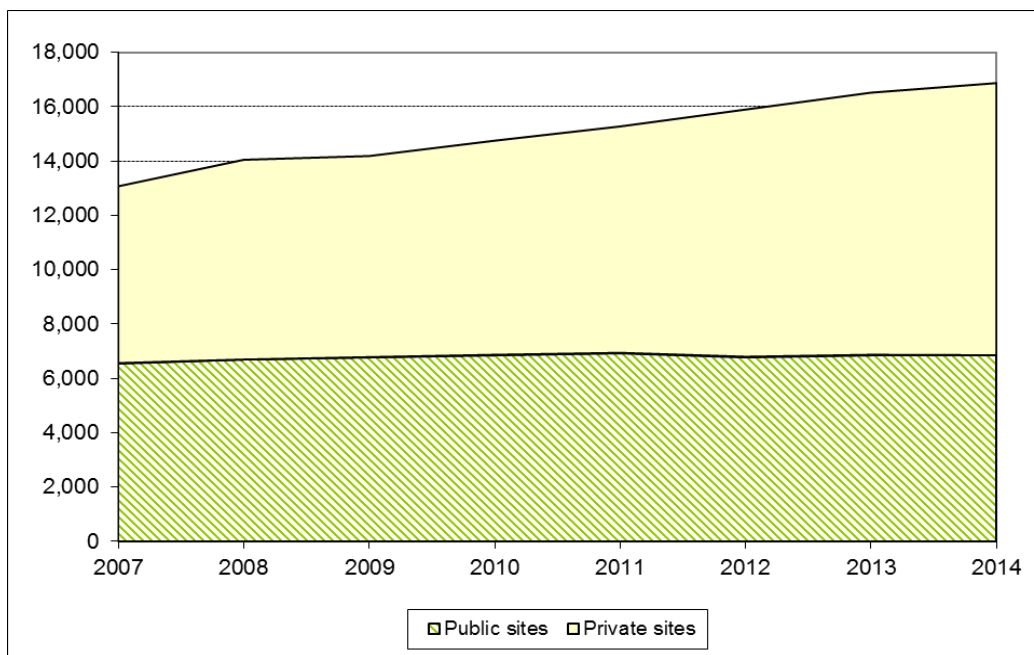
Figure 2: Total number of caravans in England (January counts only)



Numbers on authorised sites

As shown in Figure 3, the number of traveller caravans on authorised sites in January 2014 was approximately 16,870, comprising approximately 6,850 caravans on socially-rented sites operated by local authorities and private Registered Providers and 10,020 caravans on privately-funded sites. This represents an overall increase of about 350 caravans over the number of caravans on authorised sites in January 2013 and 86 per cent of all traveller caravans in England.

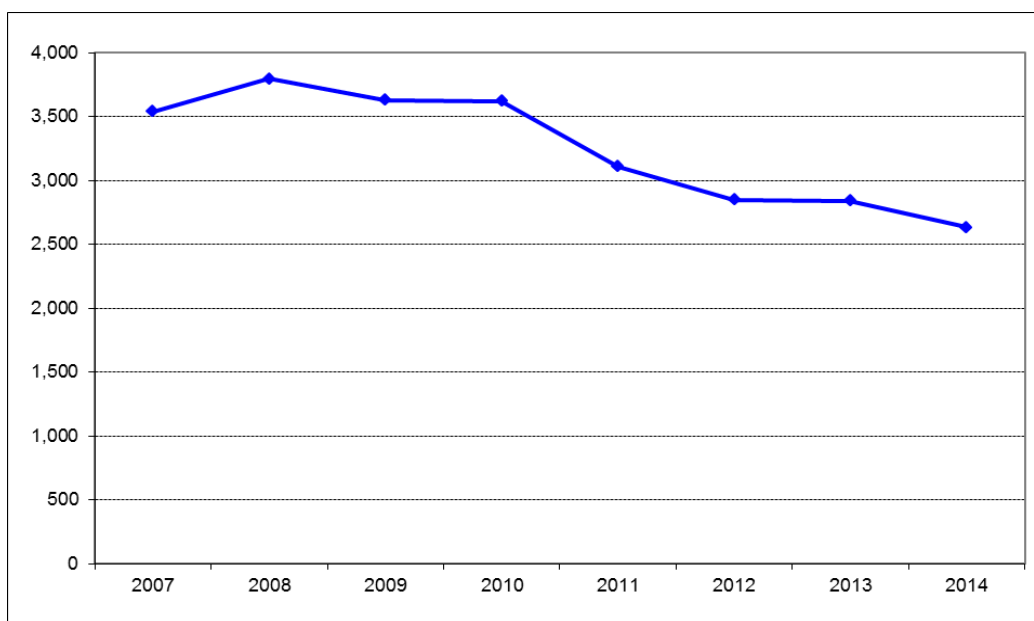
Figure 3: Number of caravans on authorised sites in England (January counts only)



Numbers on unauthorised sites

Over 2,630 traveller caravans were on unauthorised sites, a decrease of about 210 from January 2013, as shown in Figure 4. Caravans on unauthorised sites accounted for 14 per cent of the overall total, 1 percentage point lower than in January 2013.

Figure 4: Number of caravans on unauthorised sites in England (January counts only)

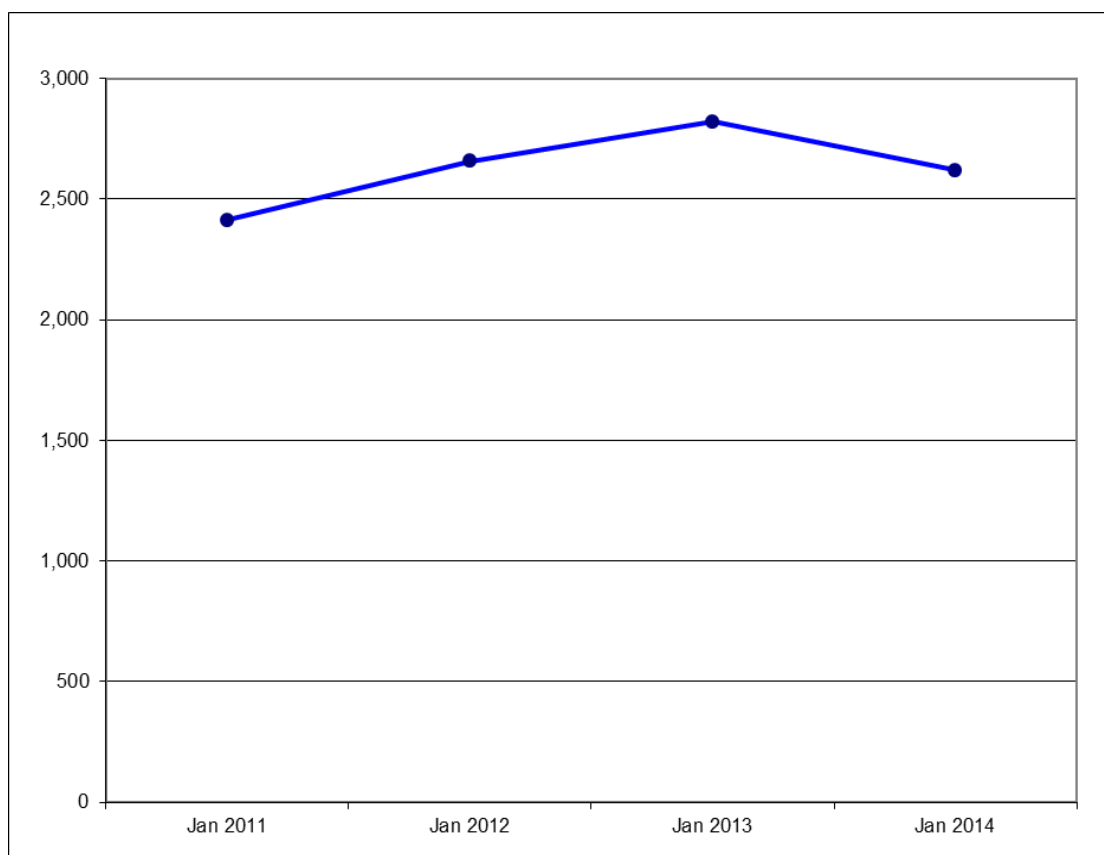


Travelling Showpeople Caravans

The January 2014 count also included a count of the caravans/moveable dwellings occupied by Travelling Showpeople in each local authority area in England. The results from previous years are published as Table 3, as 'experimental statistics'. Further information about experimental statistics is available on the Office for National Statistics website at <http://www.ons.gov.uk/ons/guide-method/method-quality/general-methodology/guide-to-experimental-statistics/index.html>.

The overall number of Travelling Showpeople caravans counted in January 2014 was just under 2,620, down 7 per cent from approximately 2,820 in January 2013. This, in turn, was an increase of 6 per cent over just under 2,660 caravans in January 2012, as shown in Figure 5.

Figure 5: Number of Travelling Showpeople caravans, 2011 to 2014



Historic data

The traveller caravan count has taken place twice a year since January 1979. National totals from each count of the main categories of authorised and unauthorised sites are given in accompanying Table 4. The figures show an increase in the overall total from 8,400 caravans in January 1979 to about 19,500 in January 2014.

Accompanying tables

Accompanying tables are available to download alongside this release. These are:

- Table 1** Count of traveller caravans on authorised and unauthorised sites for the last five counts, nationally and by local authority area
- Table 2** Location and size of traveller sites operated by local authorities and private registered providers
- Table 3** Number of Travelling Showpeople caravans on authorised and unauthorised sites for the 2011, 2012, 2013 and 2014 counts nationally and by local authority area
- Table 4** National total for the main categories of authorised and unauthorised sites for each count since January 1979.

These tables can be accessed at:

<https://www.gov.uk/government/publications/traveller-caravan-count-january-2014>

No count of Travelling Showpeople caravans took place in July 2013. These counts began in January 2011 and now take place once a year. The next one will be carried out in January 2014.

Statistical releases and accompanying tables for previous caravan counts are available at:

<https://www.gov.uk/government/collections/traveller-caravan-count>.

Definitions

Local authorities carry out counts of caravans on traveller sites in England which provide a snapshot of caravans on the day of the count. These take place twice a year, in January and July, to capture information about the number of caravans on:

- authorised public sites – operated by local authorities and private registered providers of social housing, including housing associations, trusts and cooperatives;
- authorised private sites – privately funded sites with planning permission;
- unauthorised developments – sites on land owned by travellers for which planning permission had not been granted; and
- unauthorised encampments – sites on land not owned by travellers and which do not have planning permission.

As stated in the Introduction, although this count is now known as the 'Traveller Caravan Count' rather than the 'Gypsy and Traveller Caravan Count', there has been no change in the coverage of

the count. It continues to include caravans lived in by Traditional and Ethnic Gypsies and Travellers as well as members of the non-traditional New Traveller groups who live in caravans or other moveable dwellings.

Technical notes

Data collection

The count of traveller caravans publication is compiled from information submitted by local authorities in England. Although there is no statutory requirement on local authorities to submit data, the count is included on the Single Data List, a list of all the datasets that local government must submit to central government. A large majority of local authorities do, however, carry out the count and provide information to the Department. Those that do not do so are noted in the footnotes to accompanying Table 1.

More details on the Single Data List are available at:

<https://www.gov.uk/government/policies/making-local-councils-more-transparent-and-accountable-to-local-people/supporting-pages/single-data-list>.

Data quality

The data are collected by the Department and undergo a process of scrutiny to ensure that the published count is as accurate as possible. The count data are subject to the Pre-Release Access to Official Statistics Order, which means that advance access to the statistics is controlled and publicised. The number of people granted pre-release access to these statistics is eight. In total, 91 per cent of the 326 English local authorities with housing responsibilities submitted at least some figures for July 2013. Where a local authority has not submitted a return for the most recent count, figures for the number of caravans in the area are taken – without adjustment - from the most recent corresponding count for which a completed return has been received. For example, for the July count, the most recent completed return from a previous July count is used.

Statisticians are working to improve the way in which estimates are made for local authorities which do not provide at least some of the requested figures: this may result in revisions to figures for some past counts in the next Statistical Release.

Revisions policy

This policy has been developed in accordance with the UK Statistics Authority Code of Practice for Official statistics and the Department for Communities and Local Government Revisions Policy (found at <https://www.gov.uk/government/publications/statistical-notice-dclg-revisions-policy>).

There are two types of revision that the policy covers:

Non-Scheduled Revisions

Where a substantial error has occurred as a result of the compilation, imputation or dissemination

process, the statistical release and accompanying tables will be updated with a correction notice as soon as is practical.

Scheduled Revisions

Local authorities can update their returns following publication of the data. At the time of each count the previous returns will be reviewed for revision. Revisions to historic data (all data older than that currently due for scheduled revision) should be made only where there is a substantial revision, such as a change in methodology or definition. Where there are small changes that do not substantially change historic data, internal updates are maintained.

We have made a number of revisions to historic data as part of this release to bring the published statistics into line with the latest figures supplied by local authorities. Where this has occurred it is indicated by an "R" in Table 1 against the relevant local authority to denote that figures have been revised.

Uses of the data

The data are collected to inform central government policy, and the delivery of local services, covering travellers, and their sites and encampments. In particular, figures are used by DCLG to identify the need for site provision and in tackling unauthorised encampments and developments. Figures are also used by other Government departments, local authorities and essential services to plan service delivery.

User engagement

Users are encouraged to provide feedback on how these statistics are used and how well they meet user needs. Comments on any issues relating to this statistical release are welcomed and encouraged. Responses should be addressed to the "Public enquiries" contact given in the "Enquiries" section below.

The Department's engagement strategy to meet the needs of statistics users is published here: <https://www.gov.uk/government/publications/engagement-strategy-to-meet-the-needs-of-statistics-users>

Notes

1. Details of officials who receive pre-release access to the count of traveller caravans up to 24 hours before release can be found in the section on 'Pre-release access to official statistics' at: <https://www.gov.uk/government/organisations/department-for-communities-and-local-government/about/statistics>
2. The next count of traveller caravans is due to take place on or around 17 July 2014.

Devolved administration statistics

The Welsh Government collects and publishes statistics on traveller caravans in Wales. Published information is available at:

<http://wales.gov.uk/statistics-and-research/gypsy-traveller-caravan-count/?lang=en>.

The Scottish Government collects and publishes information on travellers in Scotland. In particular, a recent review of the evidence base is available at

<http://www.scotland.gov.uk/Topics/People/Equality/Equalities/GypsyTravellerScotland> and further details are available at <http://www.scotland.gov.uk/Topics/People/Equality/gypsiestravellers>.

Information on traveller accommodation in Northern Ireland is available at:

http://www.nihe.gov.uk/index/sp_home/strategies/travellers.htm

Enquiries

Media enquiries:

office hours: 0303 444 1157

0303 444 1159

out of hours: 0303 444 1201

Email: press@communities.gsi.gov.uk

Public enquiries and Responsible Statistician:

Dan Howard

Phone 0303 4443510

Email: housing.statistics@communities.gov.uk

Information on Official Statistics is available via the UK Statistics Authority website:

www.statistics.gov.uk/hub/browse-by-theme/index.html

Information about statistics at DCLG is available via the Department's website:

www.gov.uk/government/organisations/department-for-communities-and-local-government/about/statistics

© Crown copyright, 2014

Copyright in the typographical arrangement rests with the Crown.

You may re-use this information (not including logos) free of charge in any format or medium, under the terms of the Open Government Licence. To view this licence, www.nationalarchives.gov.uk/doc/open-government-licence/ or write to the Information Policy Team, The National Archives, Kew, London TW9 4DU, or email: psi@nationalarchives.gsi.gov.uk.

This document/publication is also available on our website at www.gov.uk/dclg

If you have any enquiries regarding this document/publication, email contactus@communities.gov.uk or write to us at:

Department for Communities and Local Government
Eland House
Bressenden Place
London
SW1E 5DU
Telephone: 030 3444 0000
June 2014

For all our latest news and updates follow us on Twitter: <https://twitter.com/CommunitiesUK>

ISBN: 978-1-4098-4243-9