



Department for
Communities and
Local Government

Count of Traveller Caravans, January 2016 England

- The total number of traveller caravans in England in January 2016 was 21,306, which was 1,183 more than in January 2015.
- 7,046 caravans were on authorised socially rented sites, an increase of 179 since the January 2015 count.
- The number of caravans on authorised privately funded sites was 11,454, which was 869 more than in January 2015.
- The number of caravans on unauthorised developments, on land owned by travellers, was 2,130, which was 237 above the number in January 2015.
- The number of caravans on unauthorised encampments, on land not owned by travellers, was 676. This was 102 caravans less than in January 2015.
- Overall, the January 2016 count indicated that 87 per cent of traveller caravans in England were on authorised land and that 13 per cent were on unauthorised land.

Housing *Statistical Release*

19 May 2016

Introduction	2
Count of traveller caravans	3
Historic data	4
Travelling Showpeople caravans	5
Accompanying tables	6
Definitions	7
Technical notes	8
Enquires	10

Responsible Analyst:

Maria O'Beirne

Statistical enquiries:

Phone (office hours):
0303 444 2234

Email:

housing.statistics@communities.gov.uk

Media Enquiries:

0303 444 1201

press@communities.gsi.gov.uk

Date of next publication:

Nov/Dec 2016 (provisional)

Housing

Introduction

This statistical release presents official statistics on the count of traveller caravans in England. The count is carried out to provide local data on the number and the seasonal movement of caravans.

This publication is compiled from information submitted by local authorities in England. Local authorities carry out the count of caravans on traveller sites twice a year, in January and July, providing a snapshot of the number of caravans on the day of the count. Information is collected about caravans on authorised socially rented sites, authorised privately funded sites, unauthorised developments (sites on land owned by travellers for which planning permission had not been granted) and unauthorised encampments (on land not owned by travellers and which do not have planning permission).

The traveller caravan count covers data on the number of caravans and traveller sites in England; it does not cover the number of occupants residing in these caravans or caravan sites.

The count takes place twice a year to reflect winter residence and summer travelling trends and changes in demands on services. Due to the strong seasonal differences between the January and July counts, all comparisons refer to year-on-year changes.

Further information is given in four accompanying live tables, which can be accessed at:

<https://www.gov.uk/government/statistics/traveller-caravan-count-january-2016>

Count of Traveller Caravans

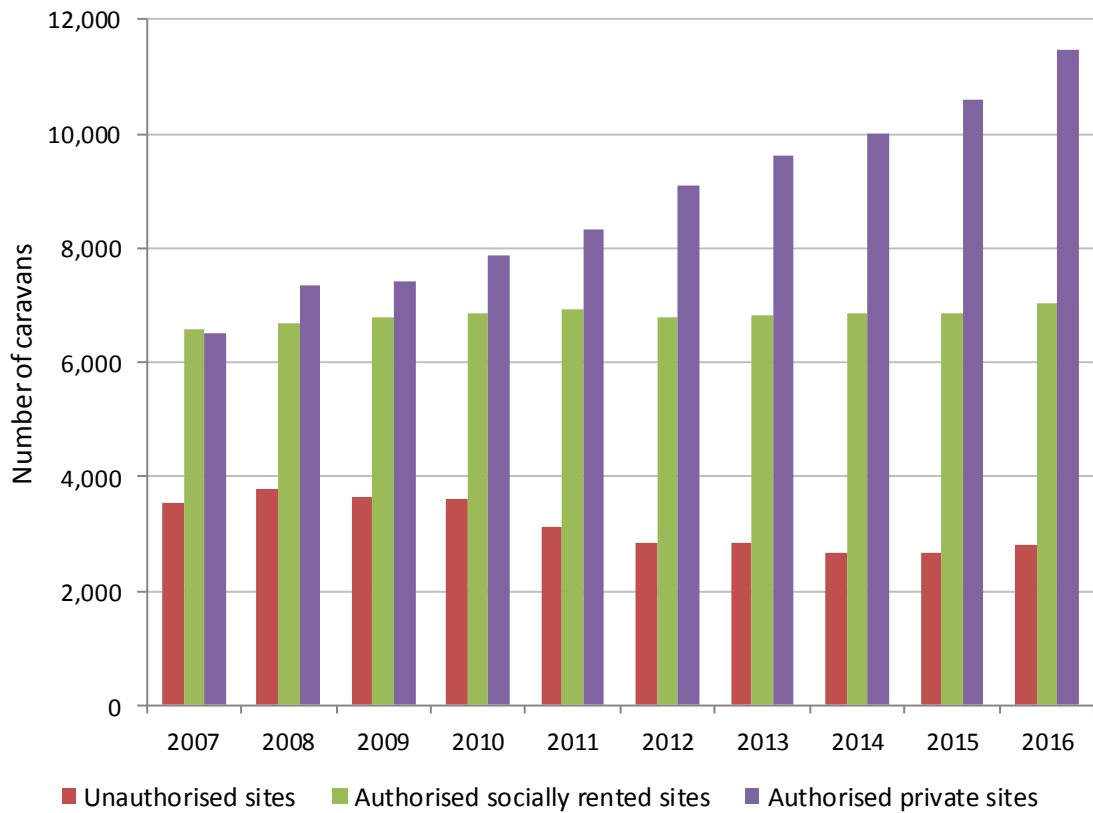
Local authorities carried out the January 2016 count on or around 14th January. Key totals from the count are given in the table below, together with comparative figures from the previous two January counts.

Table 1: Number of Traveller Caravans by type of site, England						
	January 2014	January 2015	January 2016	% of total caravans	Change from January 2015 to January 2016	% Change from January 2015 to January 2016
Caravans on Authorised Sites (with planning permission)	16,859	17,452	18,500	87%	1,048	6%
Socially Rented Caravans	6,846	6,867	7,046	33%	179	3%
Private Caravans	10,013	10,585	11,454	54%	869	8%
Temporary Planning Permission	1,018	815	712	3%	-103	-13%
Permanent Planning Permission	8,995	9,770	10,742	50%	972	10%
Caravans on Unauthorised Sites (without planning permission)	2,660	2,671	2,806	13%	135	5%
Caravans on sites on Travellers' own land	1,682	1,893	2,130	10%	237	13%
Tolerated	903	1,060	1,054	5%	-6	-1%
Not tolerated	779	833	1,076	5%	243	29%
Caravans on site not on Travellers' own land	978	778	676	3%	-102	-13%
Tolerated	403	328	264	1%	-64	-20%
Not tolerated	575	450	412	2%	-38	-8%
Overall Total	19,519	20,123	21,306	100%	1,183	6%

At the time of the January 2016 count, the total number of traveller caravans in England was 21,306. Of these, 7,046 (33 per cent) were on socially rented sites; 11,454 (54 per cent) were on privately funded sites; 2,130 (10 per cent) were in unauthorised developments on land owned by travellers; and 676 (3 per cent) were in unauthorised encampments on land not owned by travellers. This information is also shown in Figure 1. Corresponding figures at local authority level for the five most recent counts are given in accompanying Live Table 1.

Figure 1 shows that the total number of traveller caravans in England has increased in recent years, by 28 per cent since 2007. Caravans on authorised private sites have formed a growing proportion of the total number of caravans over the last ten years, rising from 39% in January 2007 to 51% in the latest count. The proportion of caravans on all authorised sites has risen from 79% in January 2007 to 87% in January 2016. The underlying figures are included in accompanying Live Table 4.

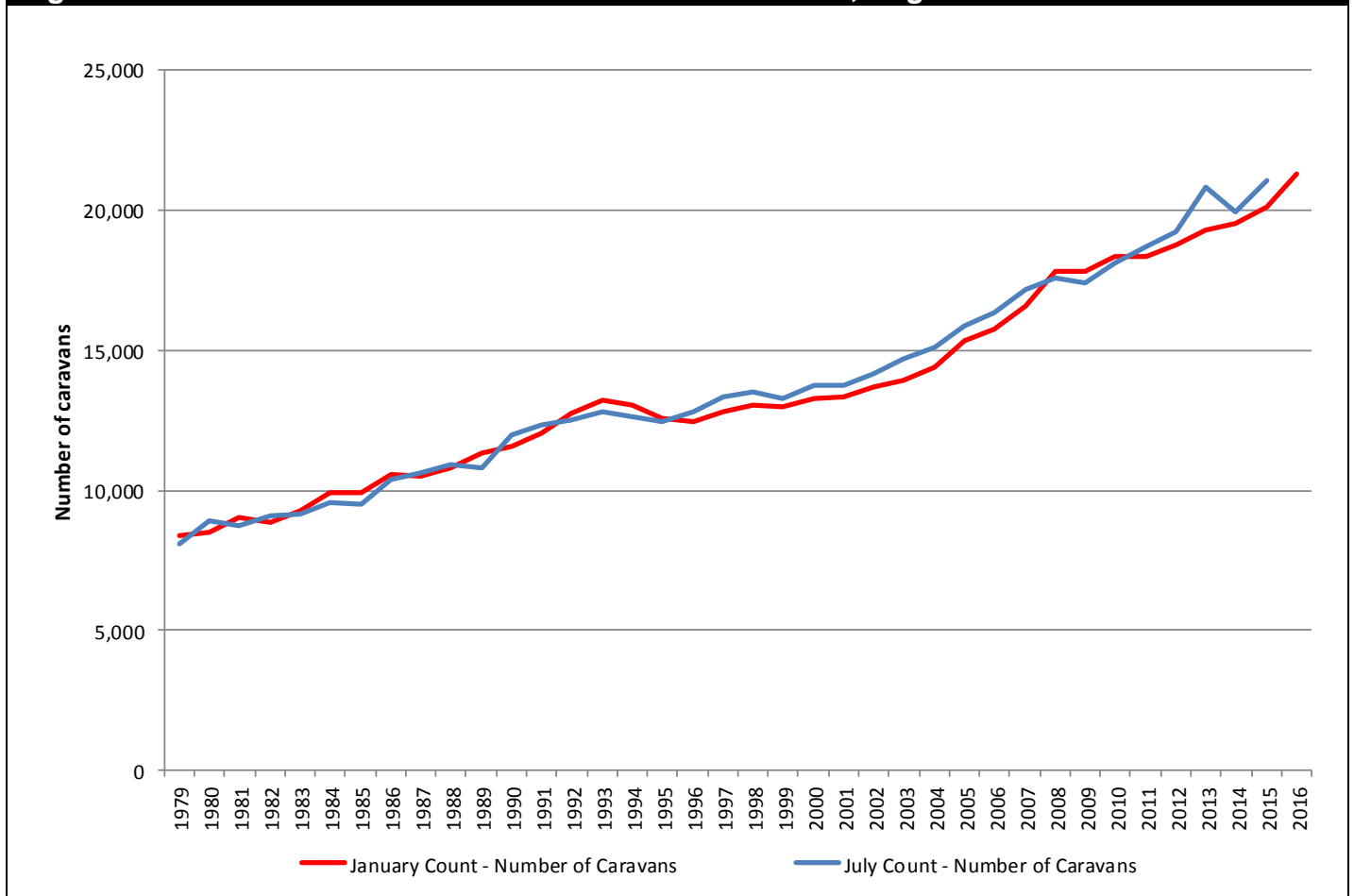
Figure 1: Number of Traveller Caravans by type of site, England



Historic data

The traveller caravan count has taken place twice a year since January 1979. National totals from each count of the main categories of authorised and unauthorised sites are given in accompanying Live Table 4. The figures show an increase in the overall total from 8,358 caravans in January 1979 to 21,306 in January 2016. Figure 2 shows how the total number of traveller caravans in England has changed since 1979.

Figure 2: Number of Traveller Caravans from 1979 to 2016, England



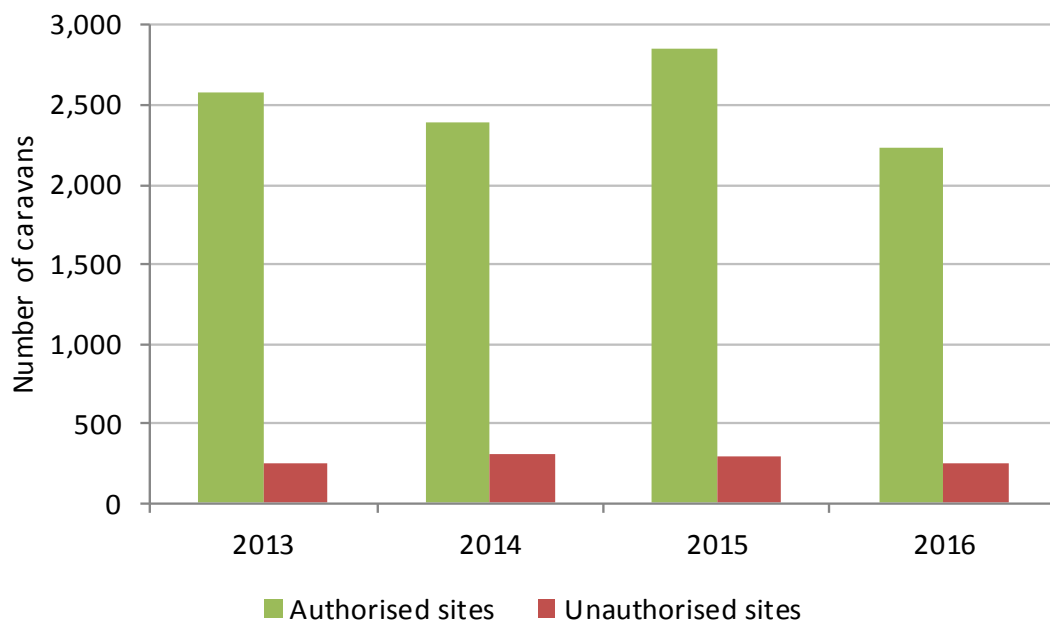
Travelling Showpeople Caravans

The January 2016 count also included a count of the caravans/moveable dwellings occupied by Travelling Showpeople in each local authority area in England. The results from previous years are published in Live Table 3, as 'experimental statistics'. Further information about experimental statistics is available on the Office for National Statistics website at:

<http://www.ons.gov.uk/ons/guide-method/method-quality/general-methodology/guide-to-experimental-statistics/index.html>.

The overall number of Travelling Showpeople caravans counted in January 2016 was 2,487, down 21 per cent from 3,159 in January 2015. This, in turn, was an increase of 17 per cent from 2,698 caravans in January 2014, as shown in Figure 3.

Figure 3: Number of Travelling Showpeople Caravans, January 2013 to January 2016



Accompanying tables

Accompanying tables are available to download alongside this release within a single workbook. These are:

- Table 1** Count of traveller caravans on authorised and unauthorised sites for the last five counts, nationally and by local authority area
- Table 2** Location and size of traveller sites operated by local authorities and private registered providers
- Table 3** Number of Travelling Showpeople caravans on authorised and unauthorised sites for the 2013, 2014, 2015 and 2016 counts nationally and by local authority area
- Table 4** National total for the main categories of authorised and unauthorised sites for each count since January 1979

These tables can be accessed at:

<https://www.gov.uk/government/statistics/traveller-caravan-count-january-2016>

No count of Travelling Showpeople caravans takes place in the July Caravan Counts. These counts began in January 2011 and now take place once a year. The next one will be carried out in January 2017.

Statistical releases and accompanying tables for previous caravan counts are available at:

<https://www.gov.uk/government/collections/traveller-caravan-count>.

Definitions

Local authorities carry out counts of caravans on traveller sites in England which provide a snapshot of caravans on the day of the count. These take place twice a year, in January and July, to capture information about the number of caravans on:

- *authorised public sites* – operated by local authorities and private registered providers of social housing, including housing associations, trusts and cooperatives;
- *authorised private sites* – privately funded sites with planning permission;
- *unauthorised developments* – sites on land owned by travellers for which planning permission had not been granted; and
- *unauthorised encampments* – sites on land not owned by travellers and which do not have planning permission.

Unauthorised sites are classified as either 'Tolerated' or 'Not Tolerated':

- A '*Tolerated*' site is one where the local authority has decided not to seek the removal of the encampment, and where the encampment has been, or is likely to be, allowed to remain for an indefinite period of months or years.
- Some examples of a site which would be classified as '*Not Tolerated*' are where:
 - A planning enforcement notice has been served (including Temporary Stop Notices),
 - The results of a planning enquiry are pending,
 - An injunction has been sought,
 - The compliance period has been extended.

This count was previously known as the 'Gypsy and Traveller Caravan Count', however there has been no change in the coverage of the count. It continues to include caravans lived in by Traditional and Ethnic Gypsies and Travellers as well as members of the non-traditional New Traveller groups who live in caravans or other moveable dwellings. We do not collect information on the ethnicity or any other characteristics of caravan occupants.

Technical notes

Data collection

The count of traveller caravans publication is compiled on a particular count day and this information is submitted by local authorities in England via an online form. This data is collected and published twice yearly to take into account seasonal variation in the use of Caravan sites. A count of Travelling Showpeople's caravans or moveable dwellings is included in the January count only,

Although there is no statutory requirement on local authorities to submit data, the count is included on the Single Data List, a list of all the datasets that local government must submit to central government. A large majority of local authorities do, however, carry out the count and provide information to the Department. Those that do not do so are footnoted in the accompanying Live Table 1.

More details on the Single Data List are available at:

<https://www.gov.uk/government/policies/making-local-councils-more-transparent-and-accountable-to-local-people/supporting-pages/single-data-list>.

Further information on the methodology will be included from the July 2016 count

Data quality

The data are collected by the Department and undergo a process of scrutiny to ensure that the published count is as accurate as possible. The Department follows up late returns and conducts further validation checks to ensure overall response is as complete and accurate as possible.

The count data are subject to the Pre-Release Access to Official Statistics Order, which means that advance access to the statistics is controlled and publicised. The number of people granted pre-release access to these statistics is ten.

In total, 90 per cent of the 326 English local authorities with housing responsibilities submitted at least some figures for January 2016, compared with a 92% response rate for the January 2015 count. Where a local authority has not submitted a return for the most recent count, figures for the number of caravans in the area are taken – without adjustment - from the most recent corresponding count for which a completed return has been received. For example, for the January count, the most recent completed return from a previous January count is used.

Revisions policy

This policy has been developed in accordance with the UK Statistics Authority Code of Practice for Official statistics and the Department for Communities and Local Government Revisions Policy (found at <https://www.gov.uk/government/publications/statistical-notice-dclg-revisions-policy>).

There are two types of revision that the policy covers:

Non-Scheduled Revisions

Where a substantial error has occurred as a result of the compilation, imputation or dissemination process, the statistical release and accompanying tables will be updated with a correction notice as soon as is practical.

Where a local authority notifies DCLG of an error in the information they have submitted after publication of the release a decision on whether to revise will be made based upon the impact of any change and the effect it has on the interpretation of the data.

Scheduled Revisions

We do not currently have scheduled revisions for this release. Revisions to historic data (all data older than that currently due for scheduled revision) will be made only where there is a substantial revision, such as a change in methodology or definition.

Uses of the data

The data are collected to inform central government and local authority policy, and the delivery of local services, covering travellers, and their sites and encampments. In particular, figures are used by DCLG to identify the need for site provision and in tackling unauthorised encampments and developments.

User engagement

Users are encouraged to provide feedback on how these statistics are used and how well they meet user needs. Comments on any issues relating to this statistical release are welcomed and encouraged. Responses should be addressed to housing.statistics@communities.gov.uk

The Department's engagement strategy to meet the needs of statistics users is published here: <https://www.gov.uk/government/publications/engagement-strategy-to-meet-the-needs-of-statistics-users>

Notes

1. Details of officials who receive pre-release access to the count of traveller caravans up to 24 hours before release can be found in the section on 'Pre-release access to official statistics' at: <https://www.gov.uk/government/organisations/department-for-communities-and-local-government/about/statistics>
2. The next count of traveller caravans is due to take place on or around 14 July 2016.

Devolved administration statistics

The Welsh Government collects and publishes statistics on traveller caravans in Wales. Published information is available at:

<http://wales.gov.uk/statistics-and-research/gypsy-traveller-caravan-count/?lang=en>.

The Scottish Government collects and publishes information on travellers in Scotland and further details are available at <http://www.gov.scot/Topics/People/Equality/gypsiestravellers>. A review of the evidence base is available at

<http://www.gov.scot/Topics/People/Equality/Equalities/GypsyTravellerScotland>

Information on traveller accommodation in Northern Ireland is available at:

http://www.nihe.gov.uk/index/sp_home/strategies/travellers.htm

Enquiries

Media enquiries:

Office hours: 0303 444 1157

0303 444 1159

Out of hours: 0303 444 1201

Email: press@communities.gsi.gov.uk

Public enquiries and Responsible Analyst:

Maria O'Beirne

Phone: 0303 444 4387

Email: housing.statistics@communities.gov.uk

Information on the UK statistical system is available via the UK Statistics Authority website:

<http://www.statisticsauthority.gov.uk/about-the-authority/uk-statistical-system/index.html>

Information about statistics at DCLG is available via the Department's website:

www.gov.uk/government/organisations/department-for-communities-and-local-government/about/statistics

© Crown copyright, 2016

Copyright in the typographical arrangement rests with the Crown.

You may re-use this information (not including logos) free of charge in any format or medium, under the terms of the Open Government Licence. To view this licence, www.nationalarchives.gov.uk/doc/open-government-licence/ or write to the Information Policy Team, The National Archives, Kew, London TW9 4DU, or email: psi@nationalarchives.gsi.gov.uk.

This document/publication is also available on our website at www.gov.uk/dclg

If you have any enquiries regarding this document/publication, email contactus@communities.gov.uk or write to us at:

Department for Communities and Local Government
Fry Building
2 Marsham Street
London
SW1P 4DF
Telephone: 030 3444 0000

May 2016

For all our latest news and updates follow us on Twitter: <https://twitter.com/CommunitiesUK>

ISBN: 978-1-4098-4837-0

Housing Statistical Release