



Knife possession sentencing statistics relating to the number of offences formally dealt with by the criminal justice system published by the Ministry of Justice¹.

Knife possession sentencing trends: Q4 2016

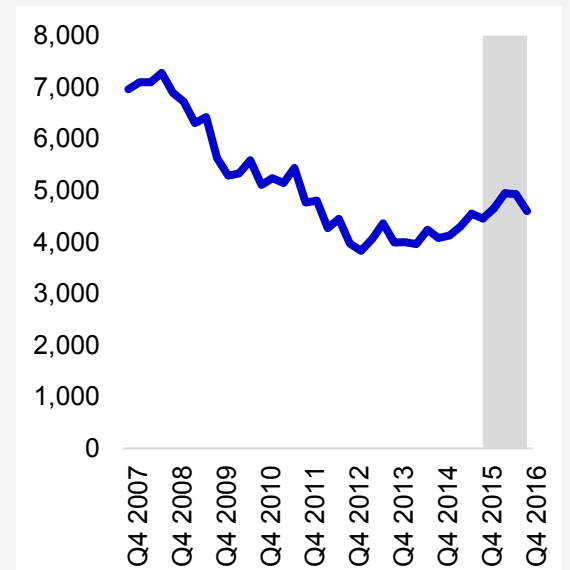
4,602 Knife possession offences dealt with by the CJS

1.1 offences committed per occasion on average

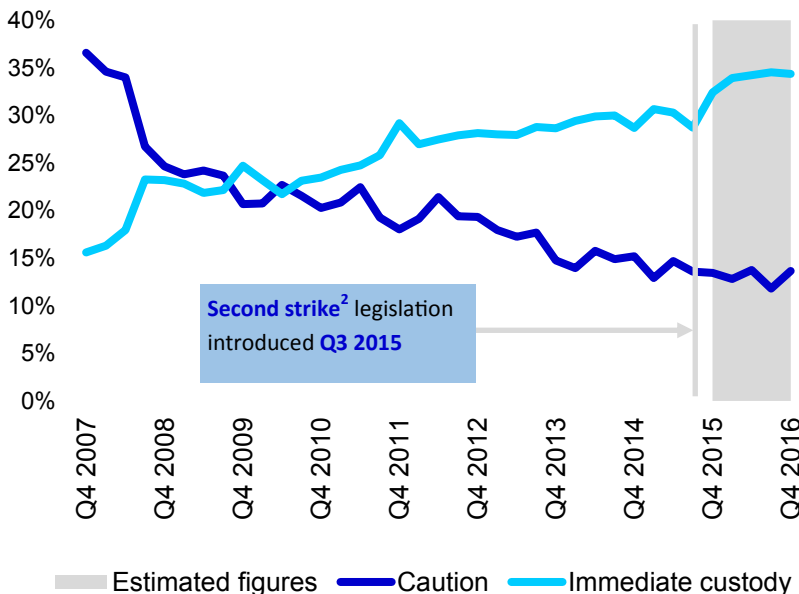
Average immediate custody sentences by offence type Q4 2016:
Compared with Q4 2015

0.6 months	7.0	Possession of an article with a blade or point
0.1 months	8.3 months	Possession of an offensive weapon
1.3 months	10.8	Threatening with a knife or offensive weapon

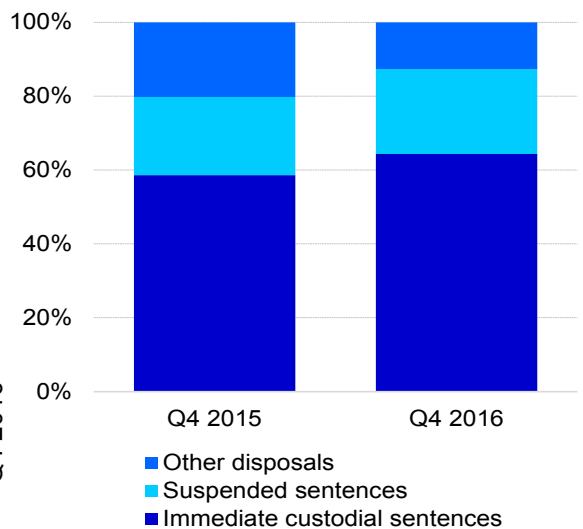
Knife possession offences formally dealt with by the criminal justice system



Immediate custodial sentences remains the most common disposal for knife possession offences



Disposals for adult repeat offenders dealt with under minimum sentencing legislation, Q4 2015 and Q4 2016²



¹ [Knife Possession Sentencing Quarterly](https://www.gov.uk/government/collections/knife-possession-sentencing-quarterly), Ministry of Justice: <https://www.gov.uk/government/collections/knife-possession-sentencing-quarterly>