

## Childcare providers and inspections

This release contains:

- numbers of registered childcare providers, places and most recent inspection outcomes as at 31 December 2015
- movement in the childcare sector between 31 August 2015 and 31 December 2015
- provisional data for inspections completed between 1 September 2015 and 31 December 2015
- revised data for inspections completed between 1 April 2015 and 31 August 2015

**The number of childminders has decreased but the number of places they offer has increased slightly**

Since 31 August 2015, the number of childminders has decreased by 2%, a continuing trend that has seen numbers drop by over 10,000 since 2012. However, the number of places offered by existing childminders has increased by 581 (0.2%) since 31 August 2015.

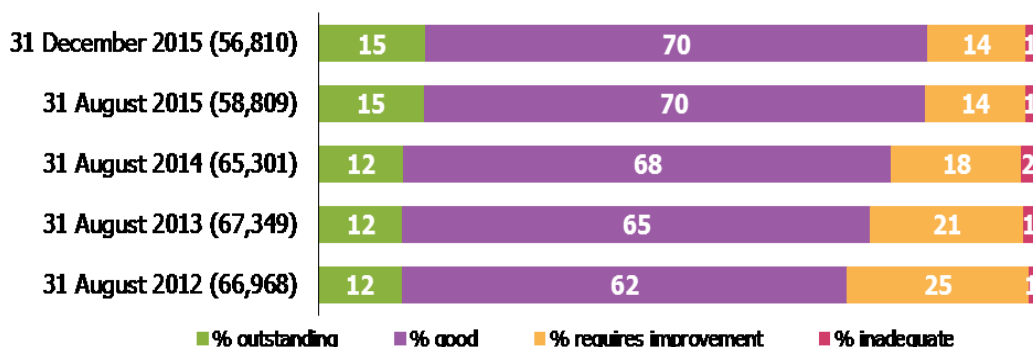
**The number of non-domestic providers and the places they offer have decreased slightly**

The number of providers of childcare on non-domestic premises has decreased by 0.8% since 31 August 2015 and the places they offer has decreased by 0.2%. This is due to schools which care for two-year-olds becoming exempt from early years registration.

**The proportion of providers judged good or outstanding has not changed in this period**

The proportion of providers on the Early Years Register (EYR) judged to be good or outstanding has remained at 85% since 31 August 2015. Before this, the proportion of good or outstanding providers increased each year; it is currently the largest proportion ever (see chart 1).

**Chart 1: Overall effectiveness of active early years registered providers at their most recent inspection**



## Contents

Number of providers.....	3
Providers and places on the Early Years Register.....	4
Inspection outcomes of providers on the Early Years Register.....	5
Regional outcomes of providers on the Early Years Register .....	7
Childminder agencies.....	8
Revisions to previous release .....	8
Notes .....	8
Glossary .....	9

## Acknowledgements

Thanks to the following for their contribution to this statistical release: Martin Griffiths, Stuart Lloyd, Aspasia Papa and Kieran Rudge.

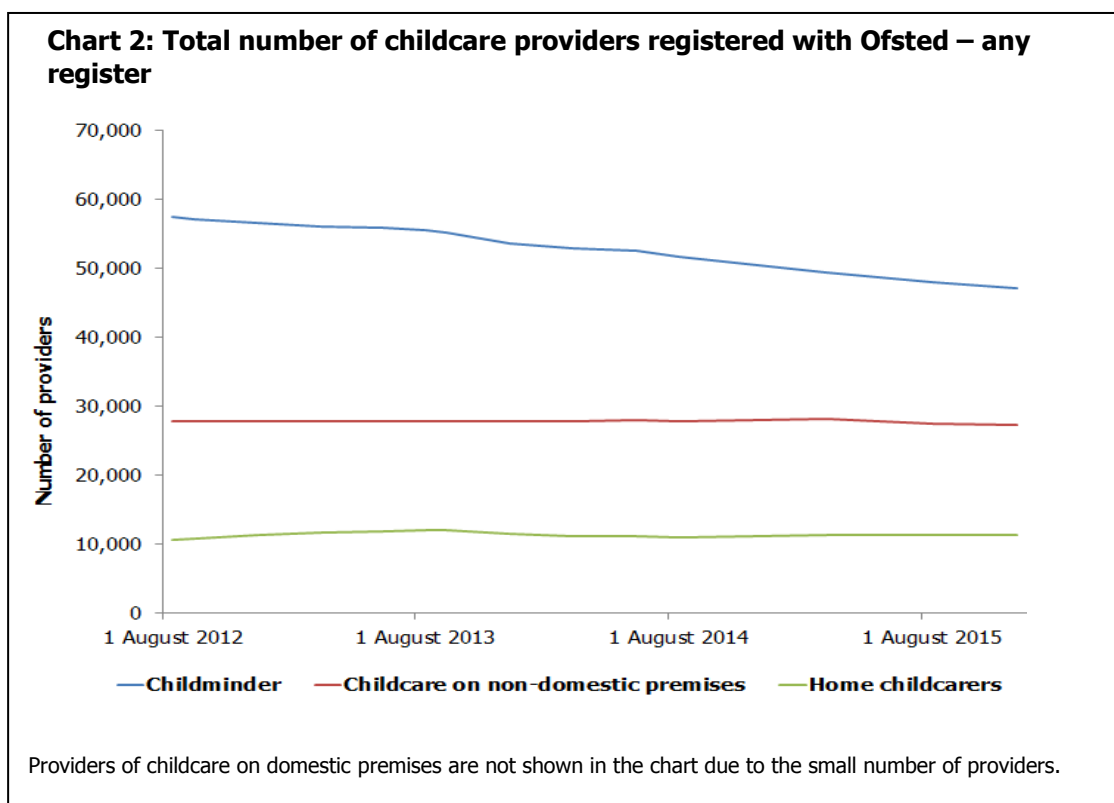
## Key findings

### Number of providers

There were 85,978 childcare providers registered with Ofsted as at 31 December 2015.<sup>1</sup> This is a decrease of 1,116 providers since 31 August 2015. The number of childminders has fallen by 879 and the number of providers of childcare on non-domestic premises has fallen by 209. There was also a small decrease in the number of home childcarers.

The decrease in non-domestic providers is due to a change in legislation in May 2015 whereby schools are no longer required to register their early years provision for two-year-olds with Ofsted.

The longer-term trend is a continuing decrease in childminders, while childcare on non-domestic premises and home childcarers have remained fairly stable, as seen in chart 2.



<sup>1</sup> Under the Childcare Act 2006, childcare providers register on either or both of two registers: the Early Years Register and the Childcare Register. See the glossary for further details.

## Providers and places on the Early Years Register

Over 80% of all registered providers were on the EYR. These providers care for children in the early years age range, from birth to 31 August following their fifth birthday. Data on places are only collected for providers registered on the EYR.

Childminders offered a total of 260,335 places, which was 20% of the total number of registered places. There were 24,832 non-domestic childcare providers on the EYR which offered 79% (1,022,624) of registered places. Providers of childcare on domestic premises accounted for less than 1% of places on the EYR.

The total number of places offered by providers on the EYR has decreased by 1,093 (0.1%) between 1 September 2015 and 31 December 2015. This is a much smaller decrease than between 1 March 2015 and 31 August 2015. This decrease is explained by the exemption for schools from registering their early years provision for two-year-olds, which was introduced in May 2015. This legislative change means that Ofsted is not able to report on the total number of early years places available nationally, it is only able to report on places offered by providers registered on the EYR.

Although the number of childminders on the register has decreased, the total number of places offered by childminders has increased by 581 since 31 August 2015.

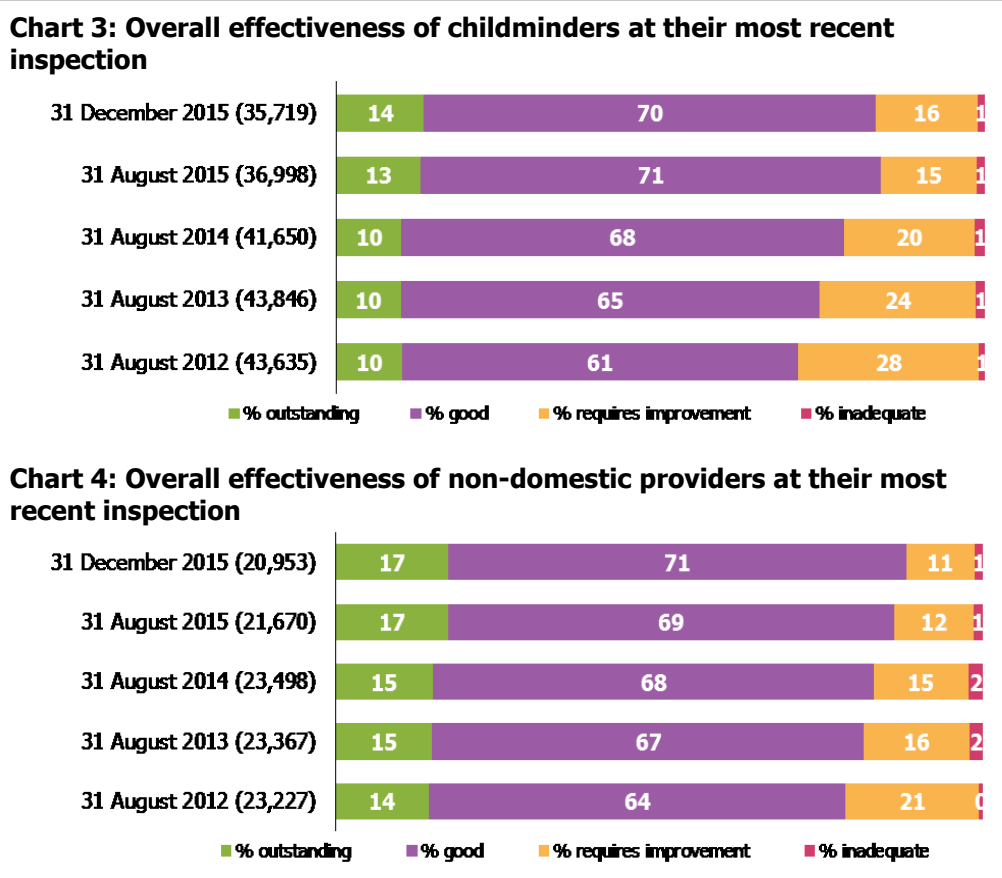
The trend over the past three years had been a decline in places offered by childminders, while places offered by non-domestic providers had remained more stable. However, since March 2015 there has been an increase in childminder places.

## Inspection outcomes of providers on the Early Years Register

Ofsted had inspected 81% of active providers on the EYR as at 31 December 2015. This included 84% of providers of childcare on non-domestic premises and 79% of childminders.

The proportion of providers judged good or outstanding at their most recent inspection was higher for non-domestic providers (88%) than childminders (83%). This is a small increase for non-domestic providers and a small decrease for childminders since August 2015 (see charts 3 and 4).

The emerging divergence in the proportion of childminders and non-domestic childcare providers judged good or outstanding is a result of underlying differences in the providers inspected. A larger proportion of childminders inspected in this period were judged good or outstanding at their previous inspection than non-domestic providers. Therefore, non-domestic providers had more opportunity to demonstrate improvement.



Inspections from 1 September 2015 onwards were carried out under the Common Inspection Framework (CIF). Grades are now given for overall effectiveness and four key judgements. Two of the new key judgements are equivalent to key judgements recorded in the previous framework. The other two key judgements (outcomes for children and quality of teaching, learning and assessment) are new.

Inspection outcomes to date do not indicate a significant change in grade profiles since the introduction of the CIF. The grade profile for inspections in the term after 1 September 2015 and the grade profile for inspections in the term before are similar. The differences are no larger than those seen when comparing two different periods under the same framework (due to a different selection of providers being inspected).

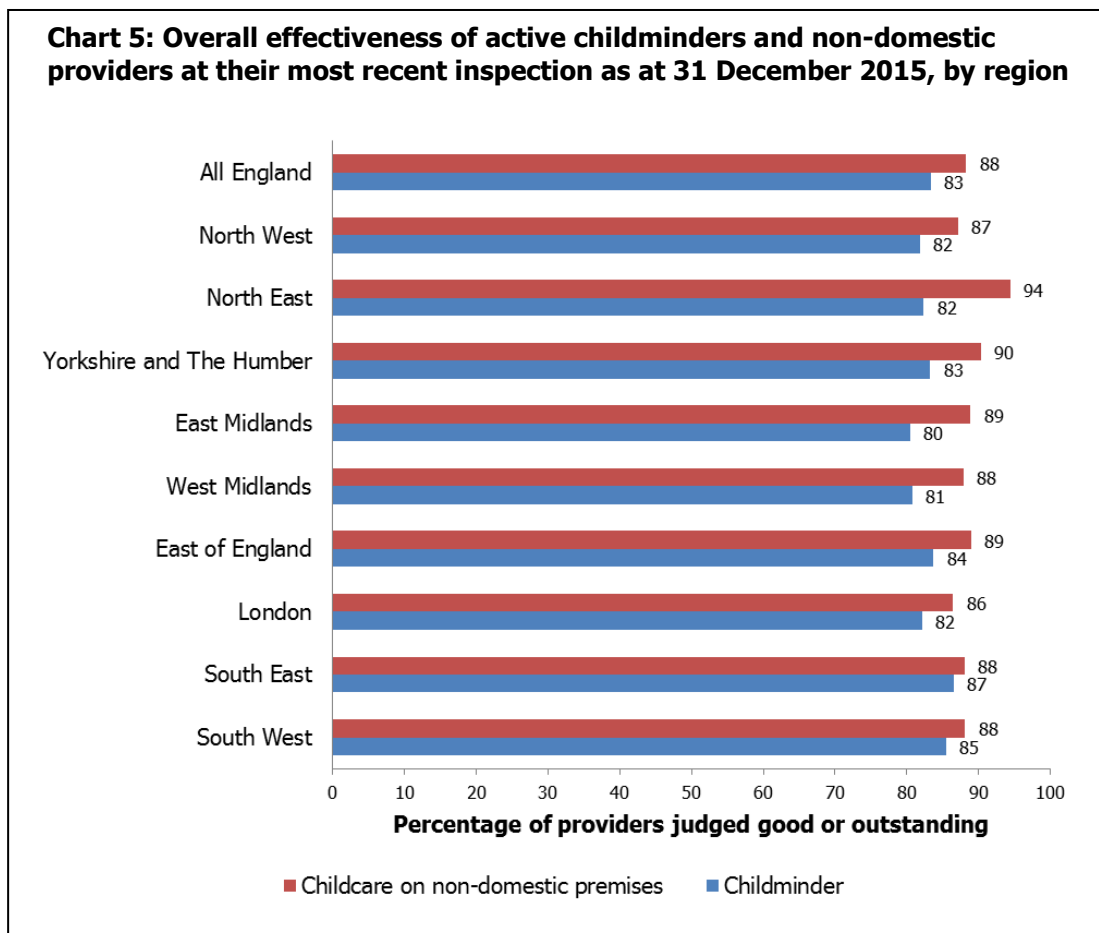
## Regional outcomes of providers on the Early Years Register

For the most recent inspection of active childminders:

- the South East had the highest proportion (87%) of childminders judged good or outstanding for overall effectiveness.
- the East Midlands had the lowest proportion of childminders judged good or outstanding for overall effectiveness (80%).

For the most recent inspection of active providers of childcare on non-domestic premises:

- the North East had the highest proportion (94%) of providers judged good or outstanding for overall effectiveness
- London had the lowest proportion (86%) of providers judged good or outstanding for overall effectiveness.



## **Childminder agencies**

Childminder agencies were introduced in September 2014. As at 31 December 2015 there were seven agencies registered with Ofsted, none had been inspected.

## **Revisions to previous release**

The provisional data in the previous release related to inspections between 1 April 2015 and 31 August 2015. During this period, 29 inspections were carried out that were not published in time to be included in the provisional data. A revised list of the 11,299 inspections in this period is included in the data for this publication (tables 14-19).

These revisions did not result in any marked changes to the proportions of outcomes reported in the previous publication and all key findings remain unchanged.

Revisions to data in this publication are published in line with Ofsted's revisions policy for official statistics, which can be found here:

[www.gov.uk/government/publications/ofsted-standards-for-official-statistics](http://www.gov.uk/government/publications/ofsted-standards-for-official-statistics)

## **Notes**

An explanation about key uses of these data and further contextual information and the arrangements for quality assurance is provided in the accompanying methodology and quality report.

The methodology and quality report can be found at the following webpage: [www.gov.uk/government/collections/early-years-and-childcare-statistics](http://www.gov.uk/government/collections/early-years-and-childcare-statistics) under the heading 'Providers and inspections'.

The report also provides information about strengths and limitations of the statistics.



## Glossary

Under the Childcare Act 2006 ([www.legislation.gov.uk/ukpga/2006/21/contents](http://www.legislation.gov.uk/ukpga/2006/21/contents)) childcare providers register on either or both of two registers:

- **Early Years Register (EYR)**

The EYR is for providers who care for children in the early years age group, from birth to the 31 August following their fifth birthday.

Registration is compulsory for such providers and they must meet the requirements of the Early Years Foundation Stage (EYFS).

- **Childcare Register**

The Childcare Register is for providers who care for children from birth to 18 years. It has two parts:

- a compulsory part, for providers who care for children aged from the end of the EYFS up to seven years.
- a voluntary part, for providers who care for children aged eight and over and those providing care for children at any age for whom registration is not compulsory, for example nannies.

## Inspection

Ofsted will inspect all providers who were on the EYR on 1 September 2012 at least once by 31 July 2016. Providers who have registered after this date will normally be inspected within 30 months of registration.

Ofsted evaluates the overall quality and standards of the early years provision in line with the principles and requirements of the EYFS. Inspectors judge the overall effectiveness of the early years provision, taking into account four key judgements:

- quality of teaching, learning and assessment;
- personal development, behaviour and welfare;
- effectiveness of leadership and management;
- outcomes for children.

## Early Years Foundation Stage

The EYFS is the statutory framework for the early education and care of children from birth to the 31 August following their fifth birthday.

## Childminder

This is a person who is registered to look after one or more children, to whom they are not related, on a domestic premises for reward. Childminders can work with no more than two other childminders or assistants. They must register if they care for children under the age of eight, and can choose to register if they care for older children. They care for:

- children on domestic premises that are not usually the home of one of the children unless they care for children from more than two families, wholly or mainly in the homes of the families.
- at least one individual child for a total of more than two hours in any day. This is not necessarily a continuous period of time.

### **Childcare providers**

Childcare providers care for at least one individual child for a total of more than two hours in any one day. This is not necessarily a continuous period of time. They must register to care for children under the age of eight, unless under exceptional circumstances; and can choose to register to care for older children.

### **Childcare providers on domestic and non-domestic premises**

If four or more people look after children at any one time in someone's home, they are providing childcare on domestic premises, not childminding. Childcare providers on non-domestic premises are people or organisations providing care for individual children in premises that are not someone's home. These premises can range from converted houses to purpose built nurseries.

### **Domestic premises**

These are any premises which are wholly or mainly used as a private dwelling.

### **Home childcarers**

Home childcarers are usually nannies who care for children of any age up to their 18th birthday wholly or mainly in the child's own home, and care for children from no more than two families. They are not required to register with Ofsted but may choose to do so on the voluntary part of the Childcare Register.

### **Childminder agencies**

Childminder agencies were introduced in September 2014 as an option for childminders to register with. Childminders who registered with an agency would no longer need to register or be inspected by Ofsted, although the agency itself will receive an inspection. Ofsted will not hold data on the number of childminders registered with an agency.

### **Number of places**

Registered places are the number of children that may attend the provision at any one time. Registered places are not the number of places occupied, nor the number of children who may benefit from receiving places through providers offering sessions at different times of the day. Place numbers are only collected for providers on the EYR. Averages are used to estimate the number of places for a very small number of providers whose place numbers are not available at the time of the analysis. There may also be small discrepancies in totals due to rounding.

### **Joiners and leavers**

Joiners are childcare providers that have registered with Ofsted during this reporting period. Most of these are new registrations, but figures also include providers with re-activated registrations and those that changed provider type or register. At the local authority or regional level, this may also include providers that have relocated into a new geographical area.

Leavers are mostly childcare providers that have left Ofsted during the reporting period. Most of these are resignations, but figures also include providers that have had their registration cancelled or have changed provider type or register. At the local authority or regional level, this may also include providers that have relocated out of a geographical area.

Ofsted publishes information on the inspection of early years providers on the gov.uk website:

[www.gov.uk/government/collections/early-years-and-childcare-statistics](http://www.gov.uk/government/collections/early-years-and-childcare-statistics)

[www.gov.uk/government/publications/common-inspection-framework-education-skills-and-early-years-from-september-2015](http://www.gov.uk/government/publications/common-inspection-framework-education-skills-and-early-years-from-september-2015)

[www.gov.uk/government/publications/framework-for-the-regulation-of-provision-on-the-childcare-register](http://www.gov.uk/government/publications/framework-for-the-regulation-of-provision-on-the-childcare-register)

If you have any comments or feedback on this publication, please contact Selina Gibb on 03000 130 407 or [Selina.Gibb@ofsted.gov.uk](mailto:Selina.Gibb@ofsted.gov.uk)

© Crown copyright You may re-use this information (not including logos) free of charge in any format or medium, under the terms of the Open Government Licence. To view this licence, visit [www.nationalarchives.gov.uk/doc/open-government-licence](http://www.nationalarchives.gov.uk/doc/open-government-licence) or write to the Information Policy Team, The National Archives, Kew, London, TW9 4DU or e-mail: [psi@nationalarchives.gsi.gov.uk](mailto:psi@nationalarchives.gsi.gov.uk)