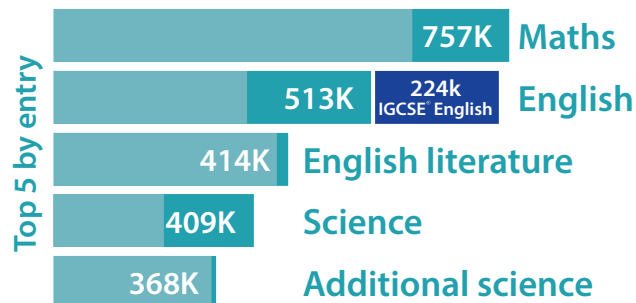


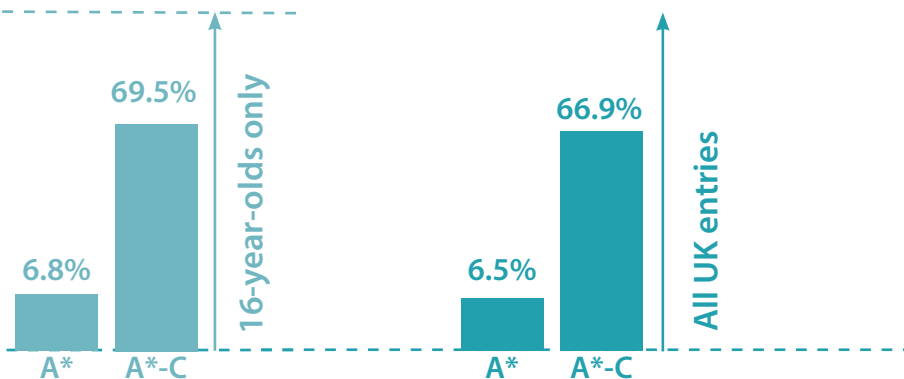

GCSE results 2016

All UK GCSE entries (all ages)
5.24 million


5.28 million (all ages)
in 2015




224k
IGCSE English



Year-on-year change in overall GCSE entry patterns by age (2016-2015)



Top 3 changes by entry, all UK entries (2016 v 2015)



Average number of 16-year-olds per school taking EBacc subjects

Subject	2015	2016	Change (2016-2015)
Additional science	80.5	91.6	11.1
Biology	46.0	46.2	0.2
Chemistry	47.0	47.5	0.5
French	40.4	38.2	-2.2
Geography	53.7	57.9	4.2
German	28.8	27.7	-1.1
History	58.7	62.4	3.7
Physics	46.9	47.2	0.3
Science	48.1	58.3	10.2
Spanish	31.2	31.9	0.7