



Ministry of Defence



UK Defence Statistics Compendium

2014

Statistical release

Published 27 November 2014

Issued by:
Defence Statistics
(Web Development and Surveys),
Ministry of Defence,
Floor 3 Zone K,
Main Building,
Whitehall,
London,
SW1A 2HB.

The Responsible Statistician for this publication is the Web Development & Surveys Head of Branch.
Tel: 020 7807 8792
Email: DefStrat-Stat-WDS-hd@mod.uk

Would you like to be added to our contact list, so that we can inform you about updates to this publication and consult you if we are thinking of making changes? You can subscribe to updates by emailing:

DefStrat-Stat-WDS-pubs@mod.uk

UK Defence Statistics (UKDS) is the annual statistics compendium of the Ministry of Defence.

This compendium contains summary information and provides highlights from previously published statistical releases on a number of Defence-related areas, including: finance and economics; personnel numbers; health of the Armed Forces; equipment; search and rescue; surveys of personnel; land holdings; and service family accommodation.

Key Points and Trends

- In 2012/13, the MOD spent just under £19.4 billion with UK industry, a small decrease of £260 million from the 2011/12 figure. Manufacturing attracted just under half of MOD expenditure with UK industry.
- The number of full-time trained personnel in the UK Armed Forces was 146,980 at 1 October 2014, a reduction of 9,720 (6.2%) since October 2013, and a reduction of 30,910 (17.4%) since April 2010.
- In 2013, a total of 86 deaths occurred among the UK Regular Armed Forces; the single largest cause of death was cancer, accounting for 19 deaths. In 2013 the UK Regular Armed Forces were at a significantly lower risk of dying than the UK general population.
- In 2014, 48% of all Service personnel were satisfied with Service life in general (27% were dissatisfied), and as a whole, the morale of Service personnel is largely unchanged compared to 2013, with 40% of all personnel rating their own morale as 'high' or 'very high'.
- The MOD total civilian population (Level 0) has fallen from 85,850 at 1 April 2010 to 62,130 at 1 October 2014, a reduction of 23,720 (28%).
- There were 49,400 Service Family Accommodation dwellings in the UK as at 31 March 2014. More than 99% of the dwellings for which information was available were assessed as Standard 1 or 2 (good condition or requiring minor improvements).

Introduction

Welcome to the 2014 edition of UK Defence Statistics, the annual statistical compendium published by the Ministry of Defence.

UKDS was assessed by the UK Statistics Authority (UKSA) at the beginning of 2012 and the findings were published in UKSA's [Assessment Report 210](#). The Assessment confirmed UKDS as a National Statistic subject to a number of recommendations.

Changes to UKDS

Until 2012, UKDS was published annually as a single publication, with many of the statistics being published for the first time in UKDS. Following the recommendations given by UKSA in their assessment, and discussions with internal and external users at the National and Official Statistics User Consultation Meetings in May 2013, a number of format changes have been implemented.

The various chapters of UKDS have been separated and released as individual statistical bulletins in six series. This is to allow information on various topics to be published as soon as the data is available, rather than waiting for all the other chapters to be completed, as was the case with previous editions of UKDS. Therefore, UKDS now presents a summary of previously published statistics on a range of Defence-related topics, whilst also providing further information on where to find more detailed tables of statistics in these areas of interest. All the statistics which were produced in UKDS have been released in current Official Statistics publications or new statistical bulletins.

Chapters 1-6 show the publications produced by Defence Statistics and Defence Economics in these six series. All are [official statistics](#) which have been released in accordance with the [UK Statistics Authority's Code of Practice for Official Statistics](#). Some are National Statistics, which means they have been certified by UKSA as compliant with its Code of Practice. The MOD and other Government departments produce a wide range of other Defence-related statistics, some of which are not defined as official statistics and therefore are outside the Code. Sources of further statistical information are given in Chapter 7.

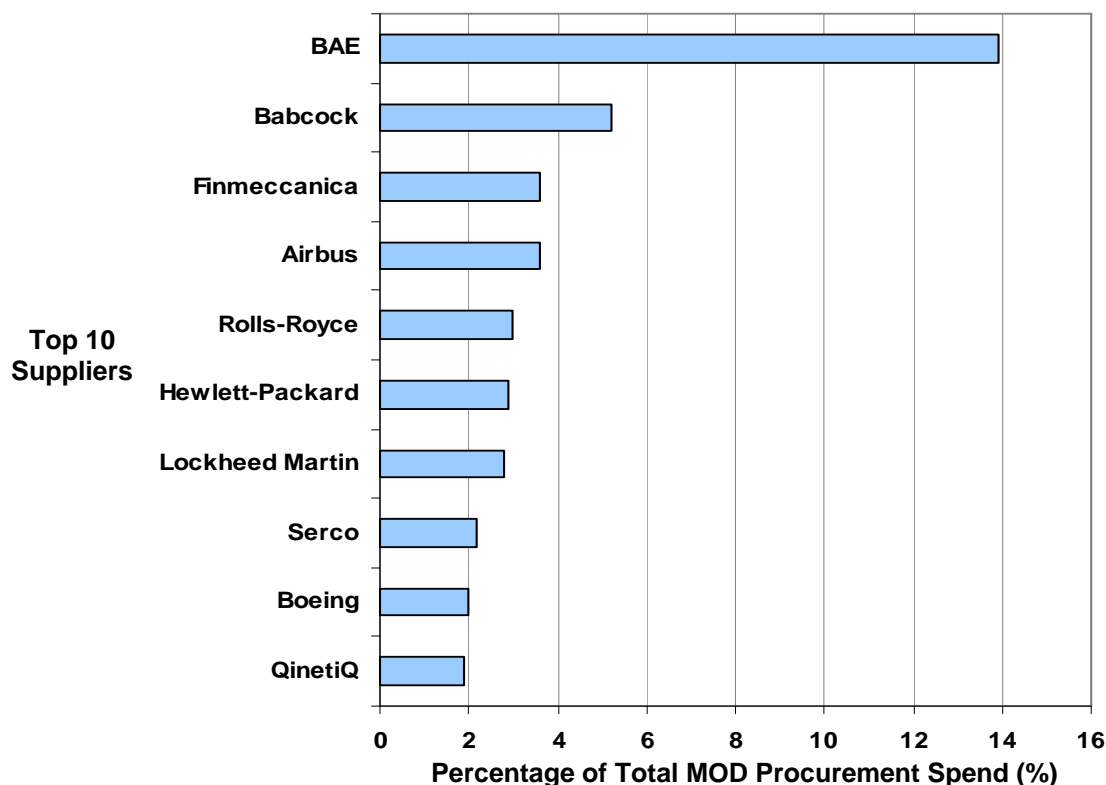
UKDS is being issued as a web document only. Further links to National and Official Statistics are shown in the shaded boxes.

Contents

	Page
Key Points and Trends	1
Introduction	2
Chapter 1. Finance & Economics	3
Chapter 2. Personnel	4
Chapter 3. Health of the Armed Forces	6
Chapter 4. Equipment of the Armed Forces	8
Chapter 5. Activities of the Armed Forces	9
Chapter 6. Other National Statistics and Official Statistics	10
Chapter 7. Further Statistical Information	11

1. Finance & Economics

Top 10 Defence Suppliers to MOD in 2013/14



Source: MOD Trade, Industry and Contracts 2014 Chart to Table 1.01.04a

- In 2013/14 over 41% of total MOD procurement expenditure was with 10 suppliers. The largest of these was BAE Systems with nearly 14%.
- In 2013/14, MOD HQ placed just over 2,300 new contracts with a collective value of around £6.2 billion. The percentage number of new contracts that have been placed competitively has risen for the fourth year in a row to 39%.
- In 2013/14 MOD spent £916 million directly with just over 7,000 different Small and Medium-sized Enterprises (SMEs). MOD placed about 640 new contracts with SMEs, with a collective value of £297 million.

Further information can be found in the annual [Trade, Industry & Contracts](#) bulletin which gives information on spending with industry and commerce.

Other finance & economics publications

The [Departmental Resources](#) report includes **spending by category, operations and peacekeeping costs, non-current assets, and external income earned**. The 2014 edition of this report will be published after the MOD Annual Report and Accounts has been released.

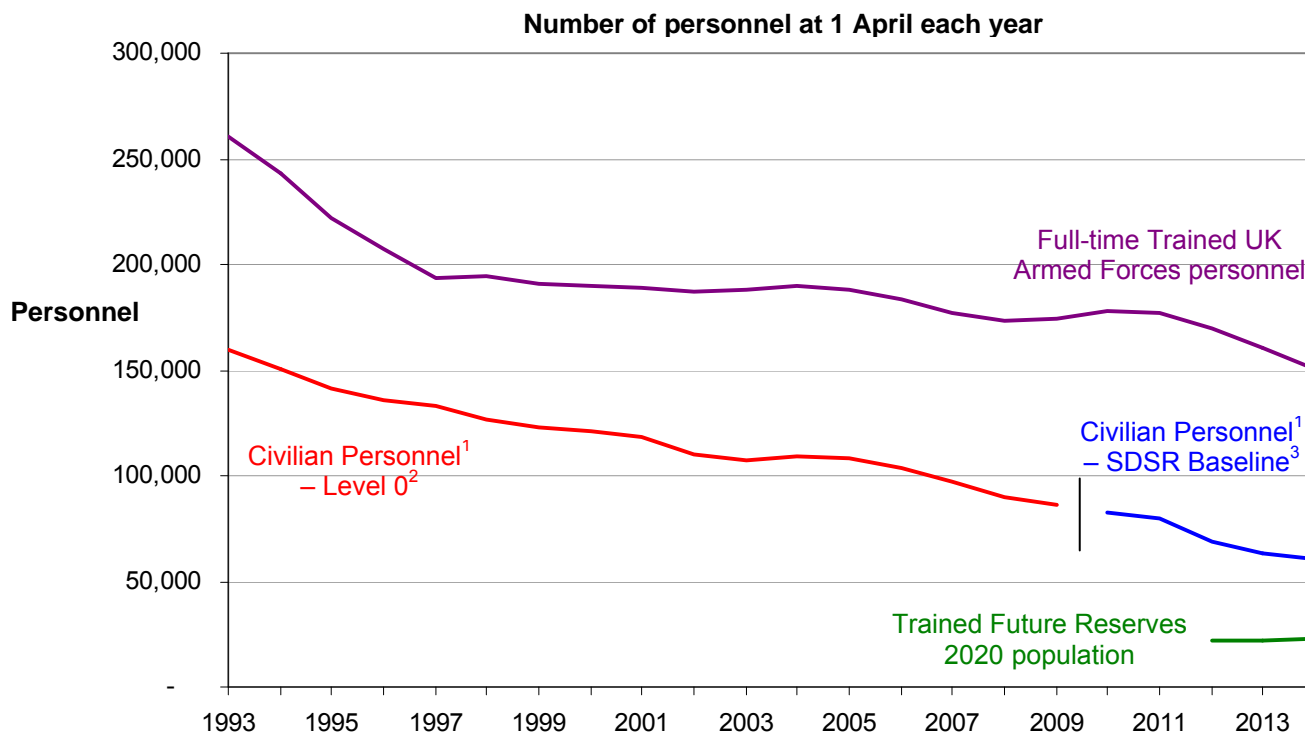
The [Defence Inflation Estimates](#) publication measures the **average change in pay, and prices of goods and services**, making up the defence budget, with quality and quantity held constant.

The [International Defence](#) bulletin gives information on **NATO countries' defence expenditure**, and information on the **top world-wide military spenders**.

The [Small and Medium-sized Enterprises \(SME\)](#) report complements the existing series of Finance Bulletins, presenting figures about MOD contracting with SMEs, and includes **estimates of MOD direct expenditure and new contracts placed with SMEs**.

2. Personnel

Full-time Armed Forces personnel, Future Reserves 2020, and civilian population numbers



Sources: Quarterly Personnel Report Tables 5b and 6a
Quarterly Civilian Personnel Report Table 1

Armed Forces full-time trained personnel

- The number of full-time trained personnel in the UK Armed Forces was 146,980 at 1 October 2014, a reduction of 9,720 (6.2%) since October 2013, and a reduction of 30,910 (17.4%) since April 2010.

Further information about military personnel numbers by **sex**, **ethnicity** and **rank** can be found in the latest [Annual Personnel Report](#). Breakdowns of military **strengths** and **requirements**, **intakes** to and **outflows** from the UK Armed Forces by **Service**, **Officer/Rank**, **training indicator**, **gender** and **ethnicity** can be found in the [Quarterly Personnel Report](#) and [Monthly Personnel Report](#).

More detailed information on military personnel numbers broken down by these characteristics, as well as **nationality** and **religion** can be found in the annual [Tri-Service personnel bulletin](#).

¹ Civilian data are presented on a Full time equivalent (FTE) basis. FTE is a measure of the size of the workforce that takes account of the fact that some people work part-time.

² Civilian Level 0: This contains all Permanent, Casual, Trading Funds, Royal Fleet Auxiliary and Locally Engaged Civilian personnel. This is used for external reporting, including National Statistics publications, Strategic Defence and Security Review Baseline, UKDS and Parliamentary Business.

³ Strategic Defence and Security Review Baseline (SDSR): This contains all Civilian Level 0 personnel but excludes all NACMO (Net Additional Cost of Military Operations) Funded Locally engaged civilians in Afghanistan and personnel on US Visiting Forces stations. The MOD has no financial liability over NACMO LEC's and USVF civilians and therefore they should not be included in the monitoring of the personnel reduction announced during the Strategic Defence and Security Review in April 2010.

- The reduction in the UK Regular Forces is in line with the planned Future Force 2020, as set out in the 2010 Strategic Defence and Security Review (**SDSR**). The SDSR set out reductions of 17,000 UK Regular Forces personnel by 2015, however following a "Three Month Review" an additional 12,000 reductions, to be implemented by 2020, were announced, bringing the total number of reductions to 29,000.

Information on the numbers of Armed Forces personnel either **applying** or **selected** for redundancy in the various **Tranches** of the Redundancy Programme can be found in the [Redundancy Program Statistics](#).

Armed Forces Future Reserves 2020 (FR20) population

- The number of trained personnel within the FR20 population at 1 October 2014 was provisionally 22,450 (of which 19,310 were in the Army). This was 400 (1.8%) higher than the 1 October 2013 figure.
- The 2011 Independent Commission to Review the UK's Reserve Forces recommended that, by April 2020, the trained Volunteer Reserves should increase to 34,900, including 30,000 in the Army Reserves.

Further information about numbers of Reserve personnel, plus information on the FR20 population split by **Service** and **trained status**, and flows into and out of the FR20 population, can be found in the [Quarterly Personnel Report](#).

Further information about Regular and Volunteer Reserves personnel, University Units, and Individuals Liable to Recall, split by **gender**, **Officer/Rank**, and **Service**, as well as Community Cadet Forces by **age**, **gender**, and **Service** can be found in the annual [Reserves and Cadets Strengths](#) publication.

Civilian personnel

The latest statistics on MOD civilian personnel workforce, **intake** and **outflow**, broken down by **grade**, **budgetary area**, **gender**, **ethnicity**, **sexual orientation**, **religion or belief**, **age** and **working patterns** are in the [Quarterly Civilian Personnel Report](#) and the [Civilian Personnel Bulletin](#).

Other personnel publications

Combined figures for Service and Civilian personnel are in the [Service and Civilian Personnel Bulletin](#).

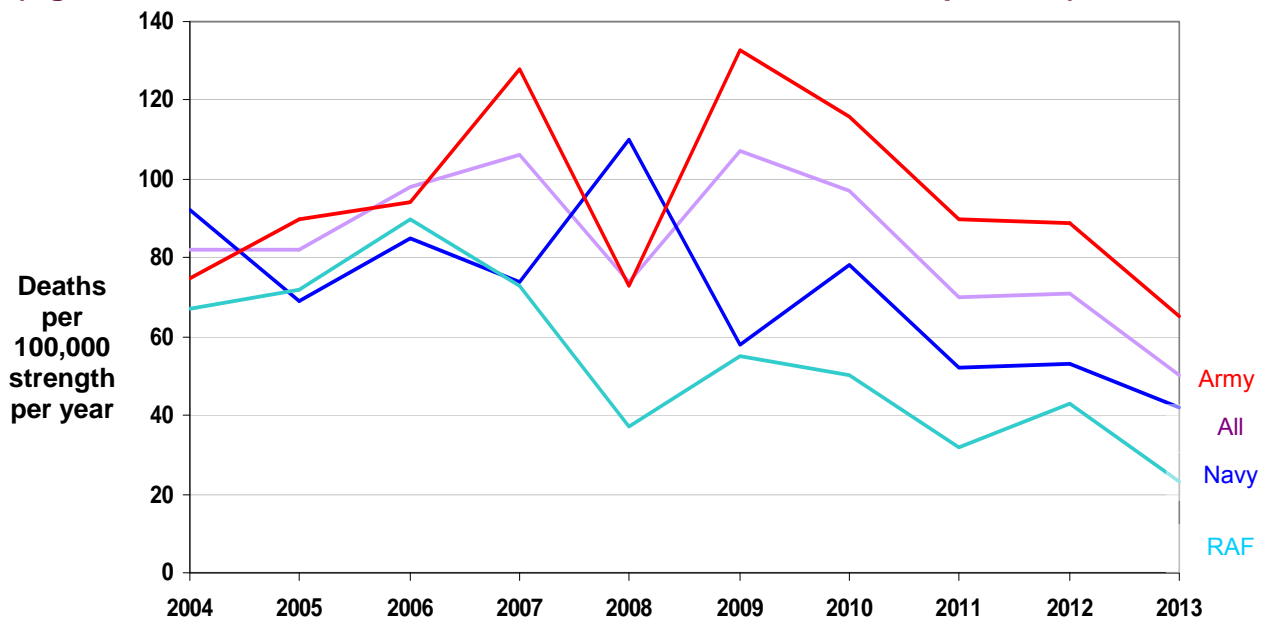
The [Quarterly Location Statistics](#) give the **stationed location** of all UK Regular service and civilian personnel by **UK Unitary Authority** and **Local Authority Area**, as well as all **international locations**.

Annual [Maternity Report](#), which gives numbers and percentages of Armed Forces personnel: taking maternity leave; returning from maternity leave; not returning from maternity leave; returning then leaving the Service; and still on strength.

Biannual [Diversity Dashboard](#), which gives the **diversity declaration** and **representation of protected characteristics** of civilian and military MOD personnel.

3. Health of the Armed Forces

Mortality rates in the UK Armed Forces (Age- and Gender-standardised to the 2013 Armed Forces Population)



Source: Deaths in the UK Regular Armed Forces 2014 Figure 1

- In 2013, the mortality rate for the UK Armed Forces was 50 per 100,000. This was a 28% decrease on the previous 10 year low rate of 69 per 100,000 seen in 2011.
- In 2004 there was an increase in the number of deaths in the Naval Service due to a non-operational helicopter incident involving multiple deaths. In 2006 there was one incident involving multiple fatalities when two Royal Marines died, however, another six Royal Marines and one Navy personnel died on operations in separate incidents. Operational fatalities due to hostile action amongst Royal Marines account for the increase in the mortality rate in the Naval Service in 2008.
- The fluctuations in Army fatality rates since 2006 were accounted for by operational fatalities in Iraq and Afghanistan. In 2013, nine lives were lost as a result of hostile action.
- The increase in the RAF mortality rate from 67 per 100,000 in 2004 to 72 per 100,000 in 2005 was accounted for by a Hercules crash in Iraq which claimed the lives of nine RAF personnel. The similar increase from 72 to 91 per 100,000 in 2006 was accounted for by the loss of 12 RAF personnel in a Nimrod crash in Afghanistan in September 2006.
- Overall, in 2013 the UK regular Armed Forces were at a significantly lower risk of dying compared to the UK general population.

Further information about deaths in the UK Armed Forces, including **age-** and **gender-standardised rates**, mortality **ratios**, numbers of **incidents**, and **causes** of death can be found in the annual [Deaths in the UK Regular Armed Forces](#) report.

Information on **suicides** and **Open Verdict deaths** in the UK Regular Armed Forces can be found in the annual [Suicide and Open Verdict Deaths](#) report.

Information on deaths from **Land Transport accidents**, including demographics, vehicle types, and trends over time, can be found in the [Land Transport Accidents](#) report.

Figures on UK Armed Forces **deaths**, both Regular and Reservist, for each **medal earning operation** since World War 2 can be found in the [UK Armed Forces Operational Deaths Post World War 2](#) report.

Other Health publications

Operational Casualties

The [Fatality and Casualty](#) monthly report provides the latest statistics on the number of Afghanistan UK Military and civilian **fatalities and casualties**.

Statistical information on personnel returned to the UK from Afghanistan as a result of an **injury or illness** is given in the [Patient Treatments](#) and [Very Seriously Injured and Seriously Injured](#) reports.

Information on the number of personnel who have suffered an **amputation** as a result of an injury sustained whilst deployed in Afghanistan or Iraq can be found in the [Amputations](#) report.

Health & Safety

Figures on **injuries and illnesses** in Service and civilian personnel can be found in the annual [Health and Safety Statistics](#) report.

Medical Statistics

Information about **medical discharges** among Service personnel, including socio-demographic factors, Service, rank, training status, and cause, is given in the annual [Medical Discharges](#) report.

Statistical information on **mental health** among UK Armed Forces can be found in the [Annual](#) and [Quarterly](#) mental health reports.

Summary statistics on the number of civilian and serving Armed Forces personnel with a **Defence Medical Services** registration are published in the quarterly [NHS Commissioning Population](#) report.

Veterans

Two reports provide information about the causes of **death** amongst [Falklands](#) and [Gulf 1](#) veterans.

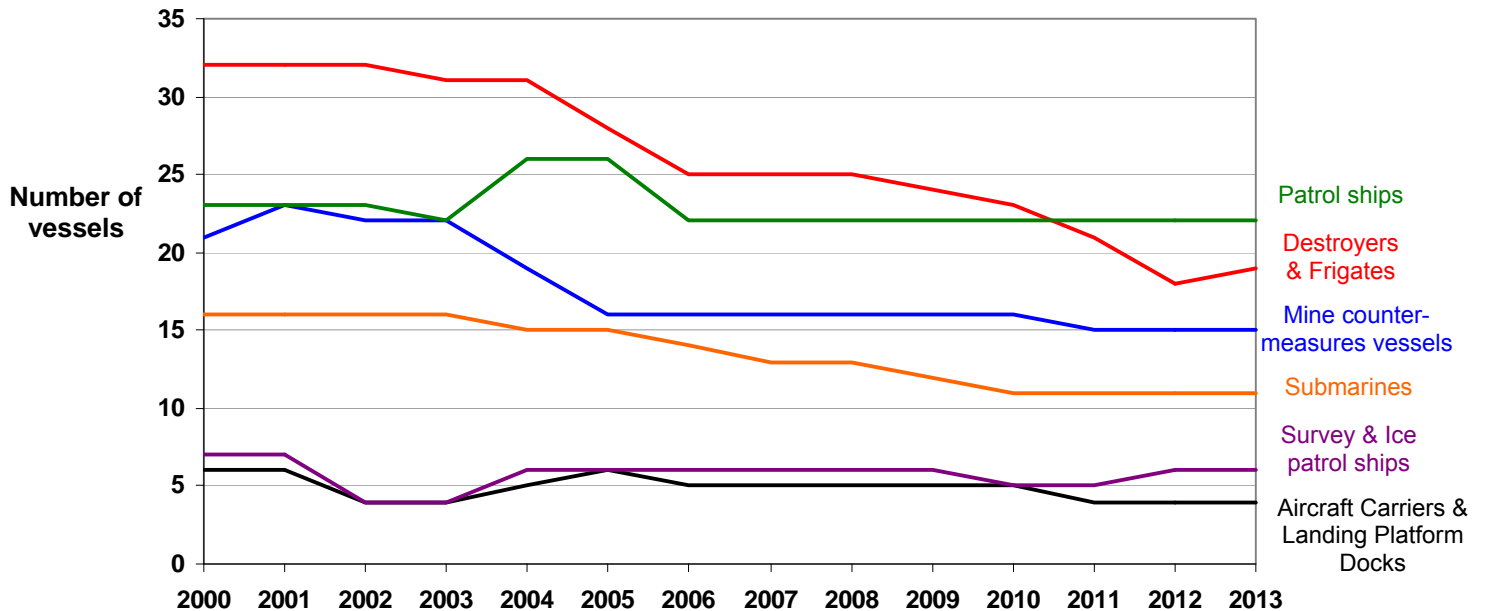
Summary statistics on the estimated **employment** outcomes for Service personnel who left the Armed Forces are given in the annual [Career Transition Partnership](#) report.

Summary statistics on recipients of **War Pensions** can be found in the annual [War Pensions](#) report. Figures on recipients of **compensation** are given in the [Armed Forces Compensation Scheme](#). The **locations** of recipients of a War Pension or compensation can be found in the annual [Locations](#) report.

Estimates of the proportions of **prisoners** who are ex-Armed Forces are given in the [prisoners](#) report, and estimates of the proportions of offenders supervised by **Probation** Trusts are given in the [probation](#) report.

4. Equipment of the Armed Forces

Vessels in the Royal Navy as at 1 April each year⁴



Source: Formations, Vessels and Aircraft Table 4.01.01

- At 1 April 2013 there were 11 submarines and 66 ships in the Royal Navy. This is five fewer ships than in 2010, with the number of Aircraft Carriers reducing from two to zero.

Information on **vessels** in the Royal Navy and Royal Fleet Auxiliary, militarily-useful British-registered merchant vessels, and **squadrons** and **aircraft** in the Fleet Air Arm can be found in the annual [Formations, Vessels and Aircraft](#) report.

This report also includes figures on **regiments** and **battalions** in the Regular Army and Army Reserves, **squadrons** and **aircraft** in the RAF and Royal Auxiliary Air Force, **regiments** and **squadrons** in selected Joint Units, and **aircraft** in the Joint Commands.

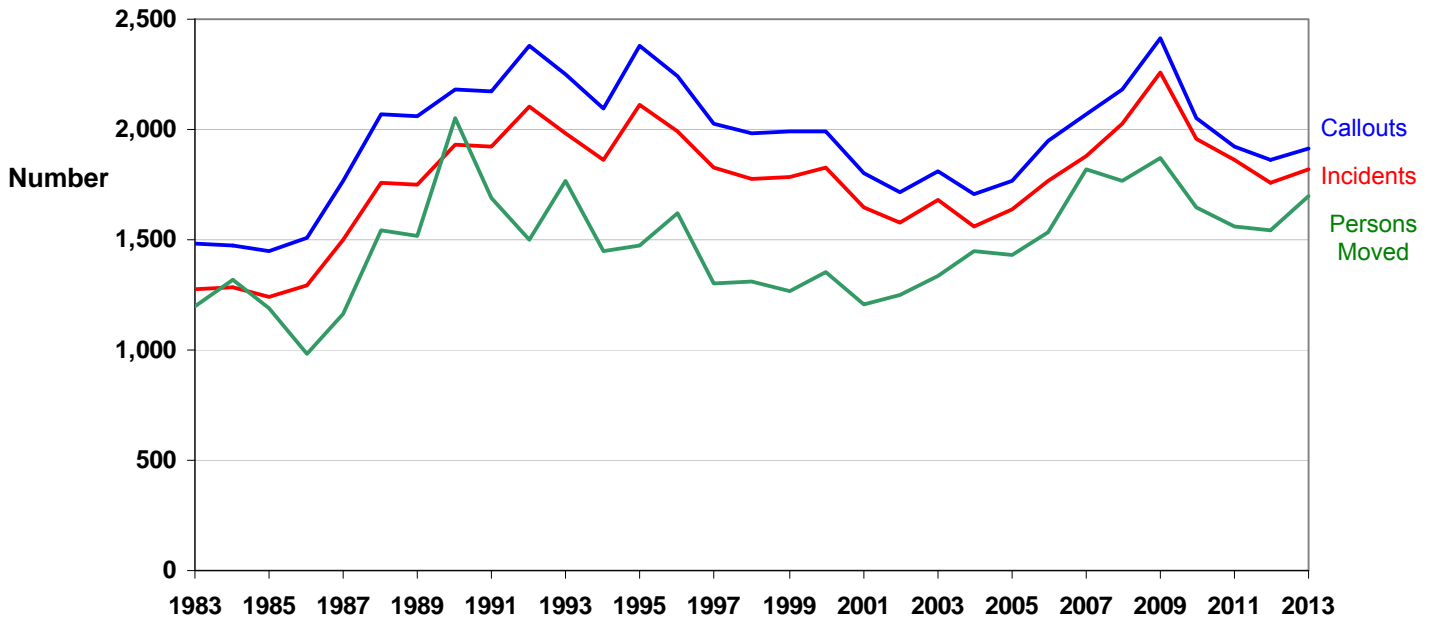
CFE Vehicles and Aircraft

Information on the equipment holdings of the UK and other nations within the scope of the [Conventional Armed Forces in Europe Treaty](#) (CFE), under five categories (tanks, artillery, armoured combat vehicles, combat aircraft, and attack helicopters) can be found in the annual [CFE Vehicles and Aircraft](#) report.

⁴ The latest data available is as at 1 April 2013. This data is published in the annual Formations, Vessels and Aircraft publication. The 2014 edition is yet to be published.

5. Activities of the Armed Forces

Military Search and Rescue incidents, callouts, and persons moved (UK and overseas)



Source: Military Search and Rescue Annual Reports

- During 2013 there were 1,817 military search and rescue (SAR) incidents (emergencies that SAR units have responded to), resulting in 1,918 callouts (units attending an incident), and 1,696 persons moved.
- The numbers of incidents, callouts and persons moved during 2013 were all higher than in 2012.
- RAF Valley was the unit with the highest number of callouts in 2013, with 335 callouts, closely followed by HMS Gannet with 329 callouts. This is the second year in a row that RAF Valley has had the highest number of callouts in a year, although it has been one of the top three units with the highest number of callouts for each of the past five years.
- Callouts requested by the coastguard represented 37% of all UK callouts during 2013, more than the police or ambulance services.

Further information, including breakdowns by **location**, **callout category**, **civilian/military casualties** and **requesting organisations** can be found in the [Annual](#), [Quarterly](#) and [Monthly](#) Search and Rescue reports.

Military Aid to the Civil Authorities

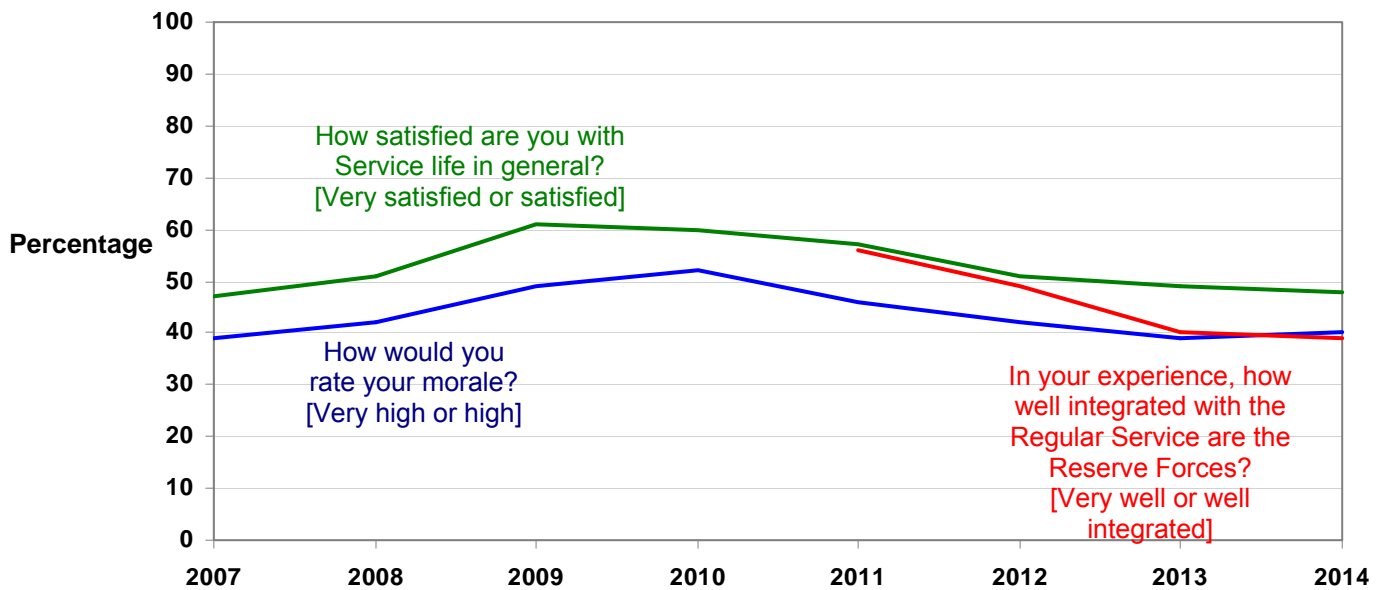
Information about the **number of vessels boarded** by the Royal Navy Fishery Protection Squadron within British fishery limits, and **convictions arising from the boarding of vessels**, is given in the annual [Military Aid to the Civil Authorities](#) publication.

Operation Herrick Redeployment Statistics

Statistics on the **movement of vehicles, major equipment and materiel** from Afghanistan to the UK as part of Operation Herrick redeployment are given in the monthly [Operation Herrick Redeployment Statistics](#) report.

6. Other National Statistics and Official Statistics

Armed Forces Continuous Attitude Survey (AFCAS)



Source: AFCAS 2014 Reference Tables B2.8, 2.10, 11.11

- In 2014, 48% of all Service personnel were satisfied with Service life in general (27% were dissatisfied).
- 40% of personnel rated their own morale as 'very high' or 'high', (29% as 'very low' or 'low') in 2014. Following decreases in the previous three years, morale in the Army has stabilised. However, morale in the Royal Navy has dropped slightly in the last year, with more Other Ranks personnel now rating their own morale as 'low' (34%) than rate it as 'high' (32%).
- 39% of those who had had working contact with the Reserve Forces believe they are well integrated with the Regular Service. This was 52%, 57%, 48% and 32% for the Marines, RAF, RN and Army respectively.

Further information about AFCAS, including breakdowns by Service and Officers/Other Ranks, can be found in the [AFCAS](#) reports

Results from the annual survey of **spouses/civil partners of Service personnel** in key welfare areas can be found in the annual [Tri-Service Families Continuous Attitude Survey](#) report.

The annual [Tri-Service Reserves Continuous Attitude Survey](#) report gives results from the annual survey of **Reservists** in key management areas.

The [New Employment Model \(NEM\) Survey](#) provides a summary of **Service Personnel** responses to proposals under the NEM, including **accommodation**, **overseas postings** and **family life**.

Results from the annual survey of Service personnel describing the **working patterns** of the British Armed Forces can be found in the annual [Continuous Working Patterns Survey](#) report.

Service Family Accommodation (SFA)

Figures on SFA in the UK, including **numbers of dwellings by country** and by **surveyed condition**, can be found in the annual [Service Family Accommodation](#) report.

Land Holdings

Figures on MOD Land Holdings, by **parent service**, **country**, **type of use** and whether **owned**, **leased or with legal rights**, can be found in the annual [Land Holdings](#) publication.

7. Further Statistical Information

The publications listed in chapters 1-6 are all produced the Ministry of Defence and are all [official statistics](#) which have been released in accordance with the [UK Statistics Authority's Code of Practice for Official Statistics](#). Some are National Statistics, which means they have been certified by the UK Statistics Authority as compliant with its Code of Practice. A number of sources are listed below which provide links to further Defence-related statistics.

- All of the MOD's Official and National Statistics publications are available on the website www.gov.uk. The [Release Calendar](#) section provides a list of future release dates for all current and new publications.
- The MOD's other publications can be searched for within the [publications search](#) in gov.uk.
- The MOD's [FOI webpage](#) provides responses to statistical Freedom of Information requests the MOD has received since 1 October 2013 and which Defence Statistics have led on and Defence Economics have led on or contributed to.
- The MOD's [Annual Report and Accounts](#) includes numerical information on a wide range of topics, including the defence budget and spending, numerical Input and Impact Indicators, military and civilian personnel numbers, casualties, defence equipment and infrastructure, and Service Family Accommodation.
- Ministers' responses to written parliamentary questions asked of the Secretary of State for Defence by MPs are recorded in the [Commons debates](#) section of Hansard, and responses to questions asked by Lords are in the [Lords debates](#) section.
- The [House of Commons Library](#) and its [Deposited Papers Database](#), the majority of which are placed by ministers in reply to parliamentary questions.
- The websites for the [Royal Navy](#), the [Army](#), and the [RAF](#) give key statistics for individual pieces of equipment such as ships, submarines, artillery, and aircraft.

Contact Defence Statistics and Defence Economics

Defence Statistics and Defence Economics welcome feedback on statistical products. If you have any comments or questions about UK Defence Statistics or about our statistics in general, you can contact us as follows:

- Phone Defence Statistics (WDS): 020 7807 8792;
- Email: DefStrat-Stat-Enquiries-Mailbox@mod.uk

Other contact points within Defence Statistics and Defence Economics are:

Defence Expenditure Analysis	030 679 34531	DefStrat-Econ-ESES-PQFOI@mod.uk
Price Indices	030 679 32100	DefStrat-Econ-ESES-PI-Hd@mod.uk
Naval Service Manpower	02392 547426	DefStrat-Stat-Navy@mod.uk
Army Manpower	01264 886175	DefStrat-Stat-Army-Enquiries@mod.uk
RAF Manpower	01494 496822	DefStrat-Stat-Air@mod.uk
Tri-Service Manpower	020 7807 8896	DefStrat-Stat-Tri-Enquiries@mod.uk
Civilian Manpower	020 7218 1359	DefStrat-Stat-Civenquiries@mod.uk
Health Information	030 679 84423	DefStrat-Stat-Health-PQ-FOI@mod.uk
Surveys	020 7218 5888	DefStrat-Stat-WDS-Surveys@mod.uk

If you require information which is not available within this or other available publications, you may wish to [submit a Request for Information](#) to the Ministry of Defence under the Freedom of Information Act 2000.