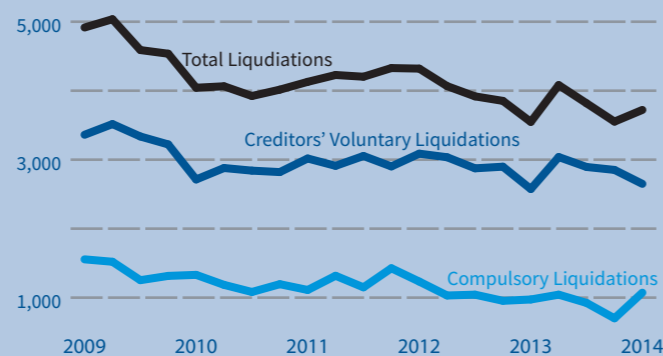


There were **3,721** Company Liquidations



4.8%
compared to last quarter

4.9%
compared to same quarter last year

made up of

and

1,072 Compulsory Liquidations

2,649 Creditors' Voluntary Liquidations

53.1%
compared to last quarter


10.2%
compared to same quarter last year

7.1%
compared to last quarter

2.9%
compared to same quarter last year

In the 12 months ending **March 2014...**

1 in 167 companies went into Liquidation



Down from **1 in 165** in the 12 months ending December 2013

There were **884** other company insolvencies

2.8%

compared to the same quarter last year

made up of

205
Receiverships
13.1%
compared to same quarter last year

and

537
Administrations
1.2%
compared to same quarter last year

and

142
Company Voluntary Arrangements
the same as the same quarter last year

There were **24,931** Individual Insolvencies

made up of

0.3%

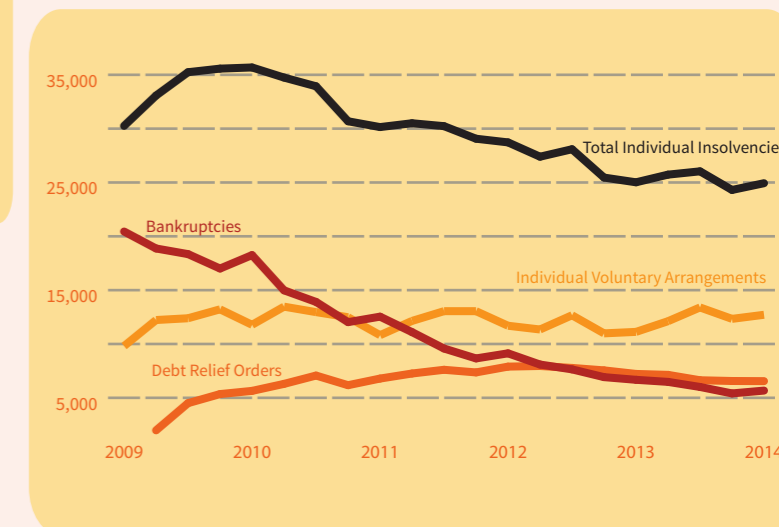
compared to the same quarter last year

5,671
Bankruptcies
15.0%
compared to same quarter last year

6,549
Debt Relief Orders
9.3%
compared to same quarter last year


and

12,711
Individual Voluntary Arrangements
14.3%
compared to same quarter last year



In the 12 months ending **March 2014...**

1 in 444 people became insolvent



Down from **1 in 443** in the 12 months ending December 2013