



PAVING THE WAY FOR BUSINESS
BUILDING A BETTER INVESTMENT CLIMATE

Year 3 Quarter 1 report

April to June 2014



Contents

1.	List of abbreviations	3
2.	Summary of progress for this period	4
3.	Progress against log frame	8
4.	Lessons learned	13
5.	Financial reporting	14
6.	Summary of activities planned for next reporting period	16
<hr/>		
	Annex 1: Pending requests for technical assistance	18
	Annex 2: Source of requests	21
	Annex 3: IFUSE Deployments in Year 3 to date	23
<hr/>		

1. List of abbreviations

BRDO	Better Regulation Delivery Office
CMA	Competition and Markets Authority
DFID	Department for International Development
FCO	Foreign & Commonwealth Office
GAD	Government Actuary's Department
HMRC	Her Majesty's Revenue and Customs
IC	Investment climate
ICAEW	Institute of Chartered Accountants in England and Wales
iCPAR	Institute of Certified Public Accountants of Rwanda
IFC	International Finance Corporation
IUK	Infrastructure UK
IFUSE	Investment Facility for Utilising UK Specialist Expertise
MA	IFUSE managing agent
ODA	Overseas development assistance
OFCOM	Office of Communications (the communications regulator)
PPPs	Public private partnerships
TRA	Tanzania Revenue Authority
UNCTAD	United Nations Conference on Trade and Development (UNCTAD)
UKTI	UK Trade & Investment

2. Summary of progress for this period

2.1. Summary of progress for this period




This report covers quarter one (Q1) of Year 3 of IFUSE implementation from April to June 2014. Below is a summary of the main highlights from this reporting period:

- **IFUSE carried out ten deployments in Q1 bringing the total for IFUSE to date to 67. There are also a potential 19 deployments and 17 enquiries already in the pipeline at the end of this reporting period:** In total 10 deployments have been carried out in Year 3 to date, including the first assignments for the accountancy institute members of IFUSE. June was the busiest month for IFUSE during this quarter, with six deployments completed in that month alone. We continue to work to develop a strong pipeline of potential deployments, at least 10 of which are confirmed for Q2. Annex 1 includes a summary of IFUSE requests pending at the time of writing and Annex 3 gives more details on the deployments conducted in Q1.
- **We have continued to expand the range of countries to which IFUSE provides support:** In Year 3 so far IFUSE has supported three more UK overseas development assistance (ODA)-eligible countries. Ukraine received support from the National Audit Office through both desk-based work and an in-country deployment to provide expert advice on the development of a law on the Ukraine Supreme Audit Institution. A team from the Land Registry was deployed to the Occupied Palestinian Territories (OPTs) in June to develop a baseline situation regarding land registration, followed by the development and appraisal of strategic options for interventions to support land registration. Their aim was to promote the investment climate and drive the development of the property market. Finally, two officials from the Tunisian government were supported through an inward visit to Infrastructure UK (IUK) in the context of the development of the former's PPP strategy.
- **IFUSE continues to enjoy positive media coverage:** ICAEW's deployment to Zambia was cited in the Permanent Undersecretary of State's speech at the International Festival of Business in Liverpool in June 2014. (<https://www.gov.uk/government/speeches/lynne-featherstone-africa-can-be-the-future-engine-of-global-growth>).
- **Engagement of the IFUSE Oversight Committee has been strong:** 19 organisations attended the Oversight Committee meeting in late April. The quality of the discussion reflected how IFUSE has become a platform for government departments to engage in DFID's agenda, as well as of cross-Whitehall working. In particular Oversight Committee members were keen to be kept abreast of DFID's programme priorities and any shifts in geographical focus, and to understand how their work on IFUSE and in other areas is taken into account in estimating the UK's overseas development assistance. We have followed up on this discussion by meeting with new participating organisations and all of those who have had limited opportunity to participate in IFUSE to date in order to identify where particular demand for their expertise lies.
- **Collaboration with FCO:** in Q1 we met with the FCO to discuss how the latter can support IFUSE both at ambassadorial level and through its regional prosperity networks. This resulted in a series of action points including using the ambassadorial network to publicise IFUSE, adding briefings on IFUSE to ministerial travel, and targeting specific geographical areas, such as the Middle East and North Africa, which are of particular interest both to FCO and DFID. A meeting with the FCO Prosperity Champions has been scheduled to take place in July to discuss how to take these actions further.
- **Implementation of the 2013 annual review:** The latest IFUSE annual review focussed on moving beyond the IFUSE demand-led model, and Q1 has seen start of implementation of the

review's key recommendations. The first activities concerned FCO engagement (see above). In addition to this we have identified the first range of 'template' deployments that can be rolled out effectively to multiple IFUSE countries and regions by participating organisations where there is a demonstrable need for similar types of service. The third action consists of developing a series of themes which are well-covered by IFUSE expertise and where there is a strong overlap with DFID country programmes. These are extractive industries and natural resources management, infrastructure and urbanisation, and land reform and mapping. DFID advisers are being targeted with helping identify opportunities for IFUSE support in these areas.

2.2. Key risks and issues

An updated summary of those risks set out at IFUSE's inception - and which are still live - their current status and mitigating actions is set out in the table below:

Risk/issue	Actions	R/A/G status
Insufficient demand for IFUSE	<ul style="list-style-type: none"> • In response to the Annual Review recommendations we have been implementing our proposal to generate increased demand for IFUSE services and make the operating model more sustainable. This includes the development of thematic and template deployments as well as increased engagement with the FCO. • We are continuing with our revised communications and engagement strategy for IFUSE, which looks in particular at how we can advertise the IFUSE offering to (1) host country governments, (2) DFID country offices, and (3) within participating organisations. 	
Requests for support cannot be satisfied because of an absence of suitable expertise in participating organisations.	<ul style="list-style-type: none"> • We continue to work with participating organisations to increase their role in IFUSE and to push this across Whitehall. • In the last quarter, we have met with all the participating organisations that have not yet had an opportunity to complete a deployment through IFUSE, or whose level of participation has been lower than forecast. We have generated a series of proposals that we will work with them to implement in Q2 of Year 3. 	
Occasional long lead times for launching of deployments	<ul style="list-style-type: none"> • Despite tight turnaround time targets for the MA, and some it remains a challenge to start all deployments rapidly, which increases transaction costs and MA staff time. We continue to revise our own procedures to make the facility even more effective and easier to use, recognising that addressing this challenge is occasionally outside of the MA's grasp. 	

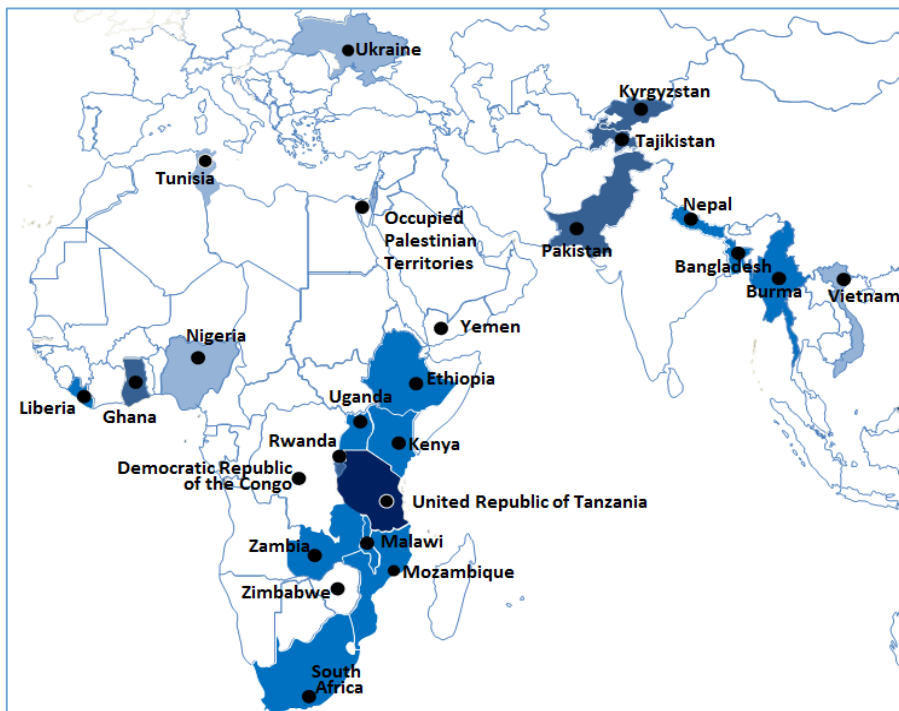
2.3. Summary of requests

Status of requests

During Q1 we received 20 new formal ¹ requests, a significant increase on the eight formal requests received in the previous quarter. This gives a total of 96 since the start of IFUSE. In addition, given the multi-stage nature of some of these requests (i.e. single requests made up of two or more deployments) the overall total should be read as 120 because a total of 24 follow up requests were made in Years 1, 2 and 3 to date.

Please refer to Annex 1 for full details of the formal requests pending at the end of Q1.

DFID countries and regions supported: The map below illustrates the countries supported by IFUSE during years 1 and 2, as well as those countries due to be supported for the first time in Year 3:



¹ Formal request' is defined as one where IFUSE terms of reference have been produced, as opposed to a simple preliminary enquiry or proposal.

2.4. Status report summary

The table below summarises progress against the key activities planned in the last reporting period as well as progress on further agreed activities.

Key activities planned	Progress made in this period
Implement plan to address recommendations of 2013 annual review	<ul style="list-style-type: none"> • Good progress made in all three recommendation areas; results will be reported on in Q2.
Oversight Committee Meeting	<ul style="list-style-type: none"> • The last meeting was held on 28 April 2014 involving 19 participating organisations. The key themes have been captured in the executive summary.
Continue with communications and engagement strategy	<ul style="list-style-type: none"> • In the last quarter, we have met with a number of participating organisations that have not yet had an opportunity to complete a deployment through iFUSE, or who have done relatively few. We have worked with them to facilitate their participation and confirmed a series of terms of reference as a result. • Social media plan has been drafted and agreed in principle with DFID.
Revise marketing materials to showcase increased range of expertise	<ul style="list-style-type: none"> • iFUSE brochure and expertise document finalised and circulated to users and key stakeholders.
Arrange sample of deployments to monitor and evaluate outcomes over a longer period, according to agreed criteria. Carry out first round of in-depth evaluations.	<ul style="list-style-type: none"> • In progress; some user feedback is still outstanding, which we are chasing in order to finalise the Year 2 logframe.
Finalise Year 2 logframe	<ul style="list-style-type: none"> • In progress, pending completion of in-depth evaluations (see below).

3. Progress against log frame

3.1. Log frame

The revised log frame is set out below, as well as the data on outputs and outcomes for Year 3 to date Year 2 and Year 1, aggregated where appropriate. This data was compiled on 01 July 2014. Note that Year 3 values are for the year to date.

Impact	Impact Indicator 1		Year 3 to date	Year 2	Year 1	Comments/risks
IFUSE TA contributes to reform improvements that reduce monetary time and cost of doing business, increasing predictability of investment climate and promoting fair and competitive markets in five priority countries.	Improvements in specific areas of ease of doing business in priority countries.		-	-	-	For discussion with DFID.
	Impact Indicator 2		Year 3 to date	Year 2	Year 1	Comments/risks
	Qualitative assessment of investment climate in priority countries shows discernible improvements.		-	-	-	As above.
Outcome	Outcome Indicator 1		Year 3 to date	Year 2	Year 1	Comments/risks
Improved design and implementation of investment climate reform	Proportion of IFUSE recipients who note 'additionality' of UK government support as against other forms of technical assistance.	Planned	90%	85%	80%	
		Achieved	50%	72%	46%	In Year 1 this figure is based on a qualitative assessment of the outcomes of completed assignments, based on beneficiary feedback. From Year 2 onwards more specified feedback was sought and a specific question introduced from September 2013 (approximately halfway through the performance year). 'Additionality' in Year 3 has been calculated on the basis of 4 pieces of beneficiary feedback received to date.

	Outcome Indicator 2		Year 3 to date	Year 2	Year 1	Comments/risks
	Proportion of IFUSE assignments selected for further evaluation within the reporting period by MA & DFID that have resulted in implementation of policy/legislation/procedural reform recommendations.	Planned	80%	60%	40%	
		Achieved	0% ²	Pendin	40%	In Year 1 this figure was based on a qualitative assessment of the outcomes of completed assignments, based on beneficiary feedback. For Years 2 and 3 this is based on feedback from beneficiaries on assignments selected in accordance with pre-agreed criteria.
Output 1	Outcome Indicator 1.1		Year 3 to date	Year 2	Year 1	Comments/risks
High quality advisory expertise in investment climate reform delivered by Whitehall network on agreed scale	Number of assignment delivered against agreed targets	Planned	60	50	30	
		Achieved	10	36	21	-
	Outcome Indicator 1.2		Year 3 to date	Year 2	Year 1	Comments/risks
	Percentage of assignments rated "very good" or "excellent" by end user ("6-7" in beneficiary feedback form)	Planned	95%	90%	80%	
		Achieved	100%	85%	89%	Please note: the percentage for Year 3 is based on 4 pieces of beneficiary feedback received to date for 10 completed deployments

² At the time of writing a number of pieces of feedback from Year 2 are outstanding. Without these the sample size for this indicator remains too small to give a meaningful statistic. This will be completed in Q2.

		Outcome Indicator 1.3	Year 3 to date	Year 2	Year 1	Comments/risks	
		Percentage of assignments with clear ToRs that meet IFUSE criteria (i.e. clear IC improvement objectives, feasible scope of work and clear deliverables)	Planned	100%	100%	90%	
			Achieved	100%	100%	100%	
		Outcome Indicator 1.4	Year 3 to date	Year 2	Year 1	Comments/risks	
		Percentage of applicable assignments where deliverables are assessed by beneficiaries as in accordance with the terms of reference	Planned	95%	95%	75%	
			Achieved	75%	79%	100%	Please note: the percentage for Year 3 is based on four pieces of beneficiary feedback received for 10 deployments completed in Year 3 to date.
Output 2	Output Indicator 2.1		Year 3 to date	Year 2	Year 1	Comments/risks	
Processes and procedures set up and function	Percentage of completed assignments where MA deployment processes meet agreed schedules and policies	Planned	95%	95%	90%		
		Achieved	100%	100%	100%	Note that this is an assessment of the MA's compliance with schedules and IFUSE policies. Other factors, such as delays by beneficiaries or participating organisations, do not count towards this rating.	

	Output Indicator 2.2		Year 3 to date	Year 2	Year 1	Comments/risks
	Percentage of deployed experts who rate technical briefing provided by MA as “very good” or “excellent” (“6-7” according to feedback rating) (not including, for example, repeat assignments or knowledge sharing events)	Planned	90%	90%	90%	
		Achieved	100%	86%	75%	Please note: the percentage for Year 3 is based on response to this question provided on two pieces of expert feedback received for 10 deployments completed in Year 3 to date. Four other items of expert feedback have been received but they responded N/A to this question.
	Output Indicator 2.3		Year 3 to date	Year 2	Year 1	Comments/risks
	Percentage of deployed experts who rate logistical support provided by MA as “very good” or “excellent” (“6-7” according to feedback rating)	Planned	95%	95%	90%	
		Achieved	100%	88%	94%	Please note: the percentage for Year 3 is based on six pieces of expert feedback received for 10 deployments completed in Year 3 to date.
Output 3	Output Indicator 3.1		Year 3 to date	Year 2	Year 1	Comments/risks
High quality knowledge sharing among iFUSE participants, partner government professionals and UK government professionals	Percentage of completed deployments that create or strengthen effective institutional engagement relationships	Planned	70%	60%	50%	
		Achieved	10%	25%	43%	

Output Indicator 3.2			Year 3 to date	Year 2	Year 1	Comments/risks
Percentage of deployments that involve either (1) more than one beneficiary country or (2) institution within a beneficiary country	Planned	10%	10%	10%		
	Achieved	10%	47%	10%		
Output Indicator 3.3			Year 3 to date	Year 2	Year 1	Comments/risks
Percentage of deployments that <u>either</u> lead to (1) a follow-up deployment covering the same country or (2) a deployment of the same type in another ODA-eligible country or region	Planned	40%	35%	15%		
	Achieved	10%	42%	48%		

4. Lessons learned

Below is a summary of the some of the key lessons drawn from Q1 of Year 3:

- **There is more scope to increase direct requests for assistance to IFUSE from beneficiary country governments:** The majority of requests to IFUSE are still from DFID country offices or participating organisations. This illustrates both the power of pre-existing institutional relationships, DFID networks and also that more might be achieved by marketing concrete illustrations of IFUSE support to beneficiaries (taking into account that IFUSE has limited marketing resources). One of the ways we are addressing this is through rigorous analysis of the post-deployment beneficiary feedback to see what follow-on requests have been made.
- **Scope of country coverage:** Currently, IFUSE covers only DFID priority countries and regions. However, an increasing number of IFUSE participating organisations are interested in a wider range of countries including emerging economies. This presents a challenge to increasing demand for IFUSE as the divergence of DFID and participating organisations' interests means it is not always possible for IFUSE to respond to requests made.
- **In-country meetings prove a highly effective way of generating demand for IFUSE:** In May the IFUSE operations lead met with the DFID Rwanda office and the Institute of Certified Public Accountants of Rwanda (iCPAR) to discuss the IFUSE offering. This took place in the context of other work and helped generate at least five new deployments.
- **In-depth post-deployment evaluations: These** have taken longer to complete given delays in receiving feedback from beneficiaries. Obtaining effective feedback from a distance has proven a challenge for all IFUSE deployments, and this is particularly so where the feedback is requested at least six months after the deployment has been carried out. We continue to explore the ways in which we can maximise returns on this request with assistance from the IFUSE participating organisations.
- **Deployments carried out remotely have proven to be a valid way of engaging with beneficiaries:** In the case of the recent BRDO conference in Jordan, which focussed on Pakistan, it was possible to have high quality discussions without travelling to the country concerned. This was made possible by the investment by the Pakistani delegation in the deployment. This is useful, for example where there are security concerns about a particular country or region.

5. Financial reporting

5.1. Quarterly spending

Overview of programme financial data to date

	Planned	Actual	Variance
Inception	£75,000	£75,000	-
Year 1	£475,499	£354,273	£121,226
Year 2	£948,686	£554,947	£393,739
Year 3 to date	£148,337	£142,735	£5,602

These financials include the total MA fee and the managed fund costs to date. The reduced variance in Year 3 to date results from more accurate budgeting and a reduction in actual spend on deployment expenses.

Quarterly forecasting

The table below provides an overview of forecasted expenditure for the IFUSE programme for Q2 of Year 3, July 2014 to September 2014. The costs include the agreed monthly management fee for the programme as a whole, the agreed management fee per deployment, as well as associated expenses, which include salary, flights and accommodation for deployments. Forecasted expenses are based on the average managed fund costs which, for the month of June 2014, are £9,805.63 per deployment (excluding the MA deployment fee).³ Expenses for each deployment are summarised in the month following the deployment to ease forecasting.

	Jul-14	Aug-14	Sep-14
Deployments delivered (actual)			
Deployments forecasted	3	3	7
Monthly management fee (£)	£6,913	£6,913	£6,913
Deployment fee (£)	£10,125	£10,125	£23,625
Managing agent monthly cost (£)	£17,038	£17,038	£30,538
Managed fund cost (£)	£58,834	£29,417	£29,417
Other expenses e.g. printing, communication and travel costs	£378	£378	£378
Annual Review Recommendations	£5,655	£5,655	£5,655
Monthly cost (£)	£81,905	£52,488	£65,988

³ The managed fund cost average is updated monthly to give an accurate figure for forecasting purposes.

Breakdown of financial information for the year to date

Year 3 to date			
	Planned	Actual	Planned vs actual
MA total costs	£54,489	£57,864	-£3,375
Managed fund total costs	£88,849	£81,321	£7,528
Implementation of Annual Review Recommendations	£5,000	£3,550	£1,450
Total	£148,337	£142,735	£5,602

6. Summary of activities planned for next reporting period

6.1. Summary of activities planned for next reporting period

This table sets out the key activities for the next reporting period alongside the core MA management tasks and deployment-specific activities. These are structured by theme: annual review, governance, communications and engagement and monitoring and evaluation.

Key activities planned for next period	Timing	Who responsible	Comments
Annual review implementation			
Continue to implement the three areas of recommendations: FCO engagement, template deployments and thematic deployments	Over the course of Q2 (precise timings agreed in proposal to DFID)	MA and DFID	-
Governance			
Hold oversight Committee meeting	September (date to be confirmed)	MA, DFID and participating organisations	Frequency reduced from quarterly to allow for more in-depth discussion of key issues
Communications and engagement			
Implement agreed social media strategy to further raise awareness of IFUSE	End August 2014	MA and DFID	DFID has provided policy advice including the establishment of IFUSE social media entities. A plan to test the efficacy of social media engagement will be piloted in August.
Continue to collaborate with participating organisations who have not had the opportunity to participate fully in IFUSE deployments in order to allow them to do so.	Ongoing	MA	Proposals generated for all participating organisations; implementation in progress.
Monitoring and evaluation			
Propose and launch next round of deployments for further evaluation using agreed criteria to meet target of 15 deployments over the IFUSE lifetime.	End July 2014	MA and DFID	-

Annexes

Annex 1: Pending requests

This table sets out, in reverse chronological order, the 19 formal requests that were pending at the end of the reporting period (30 June 2014).

These formal requests are included amongst the 36 requests and enquiries that make up the IFUSE pipeline at the time of writing. The remaining 17 enquiries on the pipeline have not yet been turned into terms of reference.

Country or region	Requestor	Target OGD	IC issue	Type of support	Status of deployment	Target deployment date
Kenya	Kenya Meteorological Services (KMS)	Met Office	Natural resources	To support KMS to deliver better services at the county level through development of a Strategic Plan for Decentralisation and an Operations Manual for County Meteorological Directors (CDMs).	Phase 1 - Finalise ToRs	August 2014
Vietnam	National Centre for Hydrometeorological Forecasting (NCHMF) as part of the NHMS within the Ministry of Natural Resources and Environment, Hanoi, Vietnam.	Met Office	Natural resources	To support the National Hydrometeorological Service (NHMS) of Vietnam in their World Meteorological Organisation (WMO) remit to become a Regional Weather Forecasting Centre through the demonstration and delivery of a regional forecasting Guidance Product suitable for Severe Weather Forecasting in the region.	Phase 1 - Finalise ToRs	August 2014
Rwanda	Rwandan Natural Resources Authority (RNRA)	Land Registry	Land legislation, registration, title transfers	Technical assistance for an Information and Communications Technology Expert to advise RNRA on how to maintain a secure land administration system that is widely accessible.	Phase 1 - Finalise ToRs	August 2014
Rwanda	RNRA	Land Registry	Land legislation, registration, title transfers	Technical assistance to advise RNRA on Legal issues in land ownership, land leasing and land expropriation.	Phase 1 - Finalise ToRs	August 2014
Rwanda	RNRA	Land Registry	Land legislation, registration, title transfers	Technical assistance to support RNRA to deliver its services efficiently and effectively and also to be able to know and meet demand and the requirements of its customers.	Phase 1 - Finalise ToRs	August 2014

Country or region	Requestor	Target OGD	IC issue	Type of support	Status of deployment	Target deployment date
Rwanda	RNRA	Ordnance Survey	Land legislation, registration, title transfers	Providing support to the Government of Rwanda through its Natural Resources Authority (RNRA) on assessing the quality of existing maps/geo-data and mapping capabilities and developing a comprehensive mapping and cartography strategy for Rwanda.	Phase 1 - Finalise ToRs	August 2014
Tanzania	Tanzania Revenue Authority	HMRC	Taxation	3rd deployment: Support for TRA 2013/2014-2017/2018: Customs and Excise department	Phase 3 - Pre-deployment	July 2014
Rwanda	ICPAR	Accountancy institutes	Financial sector regulation / supervision	Technical Assistance aiming at strengthening the capacity of iCPAR to develop effective strategies for (a) regulation of the accounting and auditing profession (including practical experience and ethics), (b) market-oriented professional development programmes.	Phase 1 - Finalise ToRs	September 2014
Rwanda	Rwanda Revenue Authority	HMRC	Taxation	Second deployment: (Tax Inspectors Without Borders) Supporting the Rwanda Revenue Authority (RRA) to increase its capability in the tax discipline of transfer pricing and other international tax issues.	Phase 3 - Pre-deployment	August 2014
Ethiopia	The Ministry of Education Ethiopia	ACCA	Financial sector regulation / supervision	Financial Reporting Frameworks: supporting the adoption of international standards in Ethiopia	Phase 3 - Pre-deployment	July 2014
India	Department of Urban Planning - India	RICS	Industry specific regulations / law	Helping Indian planning/development sector to engage with international standards for delivering sustainable development	Phase 1 - Finalise ToRs	September 2014
South Africa	South African National Treasury and the Western Cape Provincial Treasury	Cabinet Office	Financial sector regulation / supervision	To have the South African National Treasury and the Western Cape Provincial Treasury understand the methodology and framework for creating Social Impact Bonds in South Africa.	Phase 1 - Finalise ToRs	July 2014

Country or region	Requestor	Target OGD	IC issue	Type of support	Status of deployment	Target deployment date
Nigeria	Federal government of Nigeria	CIPFA	Financial sector regulation / supervision	Audit of procurement training course	Phase 1 - Finalise ToRs	July 2014
Ukraine	Government of Ukraine	TBC	Financial sector regulation / supervision	Support on Public Financial Management to increase capacity of GIZ PFM reform programme (request contained multiple strands, one of which is being completed by NAO Ref 106)	Phase 1 - Finalise ToRs	September 2014
Various	Various	BRDO	Regulatory reform	Inspection Reform: Breaking Down Barriers to Trade and Investment – International conference hosted by BRDO in partnership with World Bank Group	Phase 1 - Finalise ToRs	September 2014
Malawi	The Ministry of Lands and Housing	Registers of Scotland	Land legislation, registration, title transfers	Assignment to Design an Outline Land Development Support Programme for Malawi	Phase 1 - Finalise ToRs	September 2014
Tanzania	Department of Survey and Mapping and Land Registry	Land Registry and Ordnance Survey	Land legislation, registration, title transfers	Scoping visit to feed into the modernisation of land registration and mapping processes in Tanzania.	Phase 1 - Finalise ToRs	September 2014
Kenya	IFC	BRDO	Industry specific regulations / law	2nd deployment: To support the city council of Nairobi build on previous reform work by improving implementation procedures for risk assessment	Phase 1 - Finalise ToRs	On hold
Kenya	IFC	BRDO	Industry specific regulations / law	Regulatory reform advice	Phase 1 - Finalise ToRs	On hold

Annex 2: Sources of requests

The table below details the source of 96 formal requests received by the MA since the start of IFUSE implementation, broken down by implementation year:

Source of TA requests	Total number Year 1	Total number Year 2	Total number Year 3 to date
DFID	19	18	6
IFUSE participating organisation	18	9	8
DFID partner country government	6	5	1
Foreign & Commonwealth Office (FCO)	2	1	1
Third party ⁴	1	0	1
Total	46	33	17

One clarification is necessary: given the multi-stage nature of some of the requests (i.e. single requests made up of two or more deployments) the overall total should be read as 120 (In total, 96 requests plus a further 24 follow-up requests have been received).

TA requests by country: The table below breaks down, in alphabetical order, the countries for which TA requests have been received during Year 1, Year 2 and Year 3 to date:

Country / region	Total no. of TA requests Year 1	Total no. of TA requests Year 2	Total no. of TA requests Year 3	Total deployments completed
Afghanistan	0	1 ^{below 5}	0	0
Africa (regional)	0	3	0	3
Bangladesh	2	3 ⁵	0	3 ⁵
Botswana	1	0	0	0
Burma	3	0	0	2
Burundi	1	0	0	0
Cambodia	0	1	0	0
DR Congo	0	1 ⁵	0	0
Ethiopia	3	0	2	3
Ghana	2	2 ⁵	0	4 ⁵
India			1	0
Jordan	0	1	1	0
Kenya	5 ⁵	2	1	3 ⁵
Kyrgyzstan	3 ⁵	2 ⁵	0	4 ⁵

⁴ 'Third party' here indicates organisations such as the United Nations Conference on Trade and Development, or the International Finance Corporation.

Liberia	1	2	1	3
Malawi	1	5	0	2
Montserrat	1	0	0	0

Country / region	Total no. of TA requests Year 1	Total no. of TA requests Year 2	Total no. of TA requests Year 3	Total no. of deployments completed
Mozambique	3 ⁵	0	0	2 ⁵
Nepal	0	3 ⁵	1	3
Nigeria	4 ⁵	1	1	1 ⁵
Pakistan	5	2	1	4
Palestinian Territories	0	2	0	1
Rwanda	4	4	6	6
Somalia	0	1	0	0
South Africa	1 ⁶	1 ⁶	1	2
Tajikistan	3 ⁵	3 ⁵	1	5 ⁵
Tanzania	8 ⁵	7 ⁵	1	13 ⁵
Tunisia	0	0	1	1
Turks & Caicos Islands	1	0	0	0
Uganda	3 ⁵	1	0	3 ⁵
Ukraine	0	1	1	1
Vietnam	1	0	1	1
Zambia	1	3	0	3

⁵ This number includes requests/deployments for support which cover multiple countries simultaneously (e.g. in the context of knowledge sharing events or international conferences).

⁶ Whilst originating from DFID South Africa, both these requests cover the Southern Africa region.

Annex 3: IFUSE deployments in Year 3

IFUSE deployments in Q1 Year 3								
Dates of deployment	Country / region	Requestor	Target participating organisation	Beneficiary	Type of deployment	IC issue	Type of support	Follow up (Y/N)
7-11 April 2014	Liberia	OGD	BRDO	The Ministry of Commerce and Industry and its Inspectorate Division. The cross-governmental Technical Working Group.	In-country deployment	Industry specific regulations / law	Third deployment: Co-ordinated approach to inspections in Liberia	Y
19-23 May 2014	Ukraine	DFID	NAO	Government of Ukraine – Chamber of Accounts	In-country deployment	Financial sector regulation / supervision	Support to the Ukraine Chamber of Accounts and the Parliament budget committee to improve the legal and administrative framework for external audit.	N
21-30 May 2014	Zambia	OGD	ICAEW	Zambia Institute of Chartered Accountants (ZICA)	In-country deployment	Financial sector regulation / supervision	Strengthening Audit and the Regulation of Audit in Zambia	N
27-29 May 2014	Tajikistan	OGD	GAD	Tajikistan Government's Agency for Social Insurance and Pensions (ASIP)	Inward visit	Regulatory reform	Workshop on the work of the UK Government Actuary's Department (GAD) for the Tajikistan Government's Agency for Social Insurance and Pensions (ASIP).	N

Dates of deployment	Country / region	Requestor	Target participating organisation	Beneficiary	Type of deployment	IC issue	Type of support	Follow up (Y/N)
02-05 June 2014	Pakistan	OGD	BRDO	Government of Pakistan	Conference sponsorship	Regulatory reform	Regional Inspection Conference in Jordan	N
02-13 June 2014	South Africa	DFID	OFCOM	Independent Communications Authority of South Africa (ICASA)	Inward visit	General interface with business	Promoting Last-Mile Internet Connectivity: TV White Space Knowledge Share in South and Southern Africa	N
9-20 June 2014	Occupied Palestinian Territories	DFID	Land Registry	Palestinian Authority and the DFID Palestinian Programme	In-country deployment	Land legislation, registration, title transfers	Scoping visit to assess land registration challenges and opportunities	N
8-11 June 2014	Ethiopia	Third party org	CMA	Trade Competition and Consumer Protection Authority (TCCPA) of Ethiopia	In-country deployment	Competition policy / market development	Advocacy and consultations Workshop on Competition Law and Policy	N
17-20 June 2014	Tunisia	OGD	IUK	Presidency of the Tunisian Government	Inward visit	PPPs	Help Tunisian authorities develop their PPP strategy, by demonstrating to them a successful PPP experience.	N
17-20 June 2014	Nepal	OGD	BRDO	The Department of Food Technology and Quality Control	In-country deployment	Regulatory reform	3rd deployment: Improving Regulatory Quality and Effectiveness through Inspection Reform.	Y

We certify that any expenditure shown above in this report and detailed in the accompanying Statement of Expenditure has been actually and necessarily undertaken on behalf of the project as specified in the Project Document and as agreed by the Department for International Development. Any forecast of expenditure shown above and detailed in the accompanying Forecast of Expenditure represents a realistic forecast of payments to be made by the end of the forecast period.