

Official Statistics Release

Policy area:	Childcare providers and places
Theme:	Children, Education and Skills
Published on:	16 May 2013
Coverage:	England
Period covered:	30 September 2012 – 31 March 2013
Status:	FINAL
Issued by:	Office for Standards in Education, Children’s Services and Skills (Ofsted) 125 Kingsway London WC2B 6SE
Responsible director:	Susan Gregory
Statistician:	Louise Butler
Public enquiries:	enquiries@ofsted.gov.uk
Press enquiries:	pressenquires@ofsted.gov.uk
Link to official statistics release web page:	http://www.ofsted.gov.uk/resources/registered-childcare-providers-and-places-england-december-2008-onwards
Publication medium:	Ofsted website
Publication frequency:	Six monthly

Introduction

Every six months, Ofsted publishes statistics on the number of childcare providers registered with Ofsted on the Early Years Register and the Childcare Register, and the number of places offered by those registered on the Early Years Register. The analysis of movement in the childcare sector shows the number of providers that leave and join the sector and, at the local authority level, providers that remain active but move to another local authority.

Providers and places statistics show the position at the end of the period for all active providers. In the interactive publication, users may also select the end position at each month within the period. Charts show the number of providers by provision type, and trends over time.

Contents

Introduction	2
Key findings	3
Methodology	4
Additional information	5
Chart 1: Total number of childcare providers registered with Ofsted at the end of each quarter.....	6
Chart 2: Total movement in the childcare sector since December 2009	7
Chart 3: Total movement in the childcare sector between 30 September 2012 and 31 March 2013, by provider type	8
Table 1: Registered childcare providers and places as at 31 March 2013	9
Table 2: Movement in the childcare sector between 30 September 2012 and 31 March 2013	10
Glossary	12

Key findings

- About two thirds (67.9%) of registered childcare providers registered with Ofsted are childminders and almost a third (31.9%) of providers offer childcare on non-domestic premises. Although fewer in number, childcare on non-domestic premises are larger providers, accounting for 78.6% of the early years registered places. Childminders account for 21.2% of early years registered places.

Current reporting period (September 2012 to March 2013)

- A total of 95,987 childcare providers were registered with Ofsted at 31 March 2013, a small net increase of seven providers since 30 September 2012. This includes providers on the early years register and the compulsory and voluntary parts of the childcare register.
- The number of early years registered childcare places on 31 March 2013 was 1,309,339. Places have decreased by 0.4% over the six month period since 30 September 2012; a net decrease of 4,913 places. Registered early years places increased for childcare on domestic premises, but fell for childcare on non-domestic premises and for childminders during this period.
- In the period 30 September 2012 – 31 March 2013, 3,596 joined the Early Years Register while 4,650 left, resulting in a net decrease of 1,054 providers on the register.
- 3,520 Childminders left the Early Years Register, a loss of 16,616 places. This was partly offset by 2,472 Childminders joining, creating 11,075 additional places, and an increase of 838 places offered by existing providers. Overall this led to a net decrease of 4,703 places available for children.
- In the same period a further 2,444 providers joined the Childcare Register only, while 1,383 left. This resulted in a net increase of 1,061 providers on the Childcare Register only.

Longer term trends

- Provider numbers for registered childminders have been consistently declining since December 2008. There was a further fall of 983 providers since September 2012.
- Provider numbers for registered childcare on non-domestic premises have generally been declining since December 2008, although there was a small increase in December 2012. Overall there has been an increase of 79 over the last six months.
- Home childcarers can voluntarily register on the childcare register. The number of home childcarers on the register has been consistently increasing and has risen from 4,516 in December 2008 to 11,730 in March 2013. This means they have moved from constituting 5% of all registered providers to 12%. Home childcarers care for children of any age up to their 18th birthday wholly or mainly in the home of a child being cared for.

Methodology

1. Registered places are the number of children that may attend the provision at any one time. Registered places are not the number of places occupied, nor the number of children who may benefit from receiving places through providers offering sessions at different times of the day. Place numbers are only collected for providers on the Early Years Register.
2. Providers are the number of providers registered with Ofsted at the end of the relevant period. These include providers on the Early Years and Childcare Registers.
3. Averages are used to estimate the number of places for a very small number of providers whose place numbers are not available at the time of the analysis. There may also be small discrepancies in totals due to rounding.
4. Joiners are the number of providers that have been registered with Ofsted during the period selected in the report. Most of these are new registrations, but figures also include providers that have re-activated registration or changed provider type or register. At the local authority or government office region, this may also include providers that have relocated into a new geographical area.
5. Leavers are the number of providers that have been edited in Ofsted's registration database to 'inactive' status during the period selected in the report. Most of these are resignations, where providers have left the register, but figures also include providers that have had registration cancelled or changed provider type or register. At the local authority or government office region, this may also include providers that have relocated out of a geographical area.
6. At the national level, the number of leavers and joiners reflect those who have left and joined the sector, while at the regional and local authority levels the statistics reflect those providers who have relocated as well. In order to capture geographical changes of providers, the joiners and leavers data are now extracted and postcodes compared to the Office for National Statistics (ONS) database on a daily basis.
7. Some providers have a protected status regarding their location, therefore no postcodes are extracted through the database. The geographical location of all providers is assigned according to the ONS database based on postcode data, rather than, for example, the local authority as recorded in the registration data. A small number of providers, less than 1%, have postcodes that are not recognised for other reasons, such as partial data or new postcode area not yet updated in the database. These providers are recorded under the heading 'no region' and are included in national figures.

Additional information

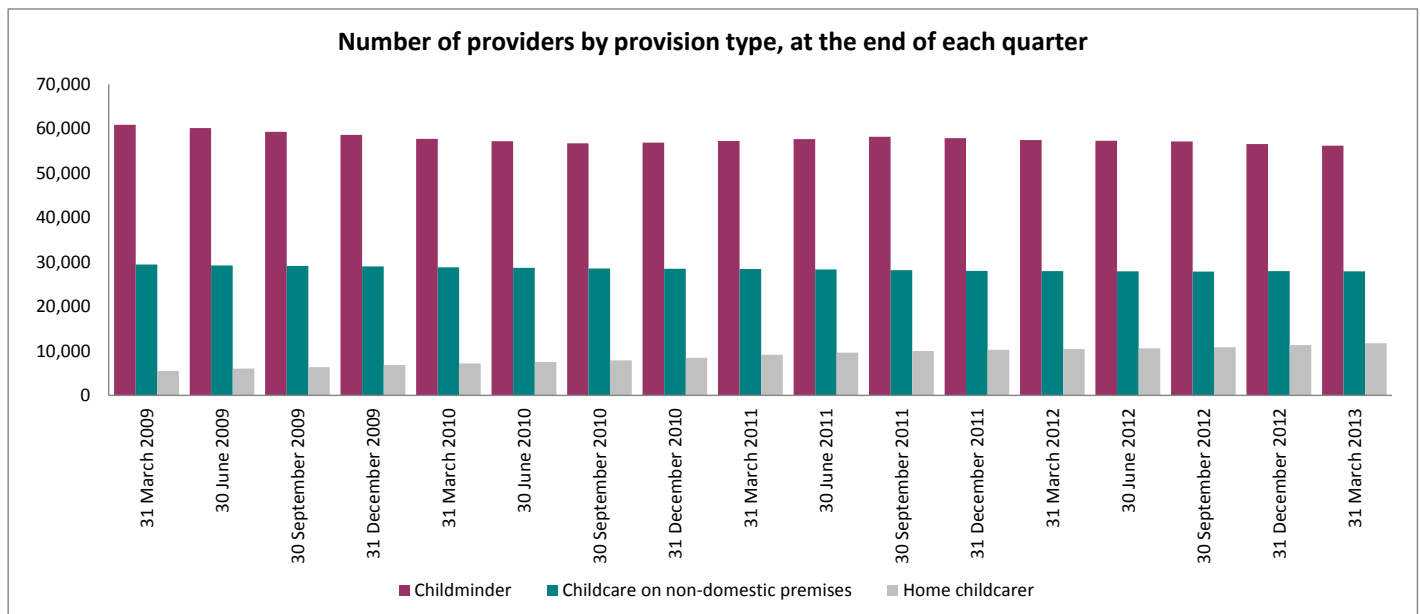
All the information and charts shown in this release, along with additional analysis by month and at regional and local authority level, are available in Excel format on the Ofsted website in the same location as this document.

Chart 1: Total number of childcare providers registered with Ofsted at the end of each quarter

Total number of childcare providers at the end of each quarter

Quarter ending	Provider Type		
	Childminder	Childcare on non-domestic premises	Home childcarer
31 March 2009	60,915	29,458	5,481
30 June 2009	60,178	29,228	6,042
30 September 2009	59,323	29,128	6,348
31 December 2009	58,603	29,037	6,808
31 March 2010	57,732	28,820	7,214
30 June 2010	57,204	28,715	7,493
30 September 2010	56,710	28,558	7,867
31 December 2010	56,882	28,478	8,452
31 March 2011	57,228	28,439	9,153
30 June 2011	57,663	28,353	9,630
30 September 2011	58,194	28,168	9,998
31 December 2011	57,882	28,007	10,250
31 March 2012	57,474	27,942	10,436
30 June 2012	57,322	27,918	10,574
30 September 2012	57,149	27,852	10,831
31 December 2012	56,552	27,949	11,304
31 March 2013	56,166	27,931	11,730

Source: Regulatory Support Application



Childcare on domestic premises have been excluded in the graph above, because of their small number relative to other childcare provision types

Chart 2: Total movement in the childcare sector since December 2009

Total number of joiners and leavers at the end of each quarter

Quarter ending	Provider Type		
	Joiners	Leavers	Net change
31 December 2009	3,324	3,668	-344
31 March 2010	3,253	3,933	-680
30 June 2010	3,341	3,688	-347
30 September 2010	3,972	4,254	-282
31 December 2010	3,596	2,915	681
31 March 2011	3,720	2,703	1,017
30 June 2011	3,910	3,042	868
30 September 2011	4,917	4,195	722
31 December 2011	3,657	3,869	-212
31 March 2012	3,814	4,106	-292
30 June 2012	3,636	3,669	-33
30 September 2012	3,723	3,702	21
31 December 2012	3,160	3,186	-26
31 March 2013	2,880	2,847	33

Source: Regulatory Support Application

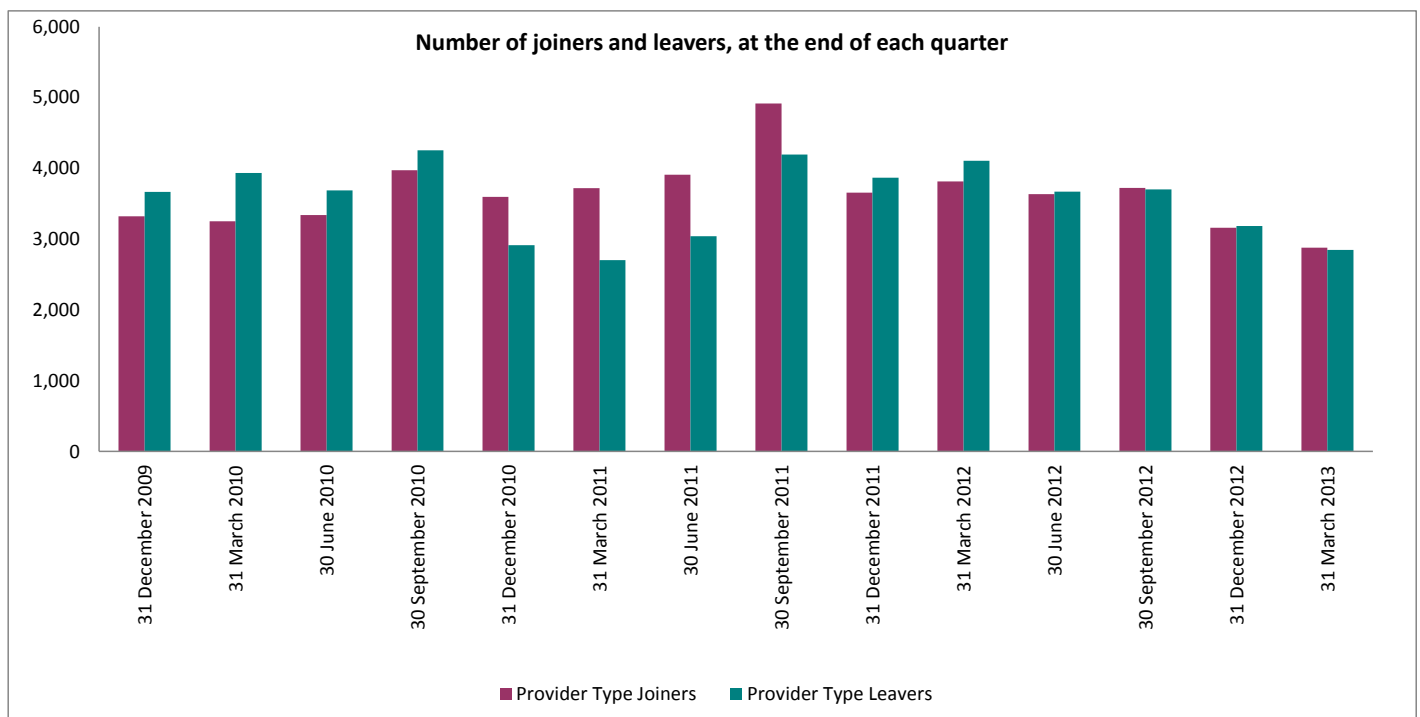


Chart 3: Total movement in the childcare sector between 30 September 2012 and 31 March 2013, by provider type

Total number of joiners and leavers by provider type

	Provider Type				Total
	Childminder	Childcare on non-domestic premises	Childcare on domestic premises	Home childcarer	
Joiners	2,751	1,433	26	1,830	6,040
Leavers	3,734	1,354	13	932	6,033

Source: Regulatory Support Application

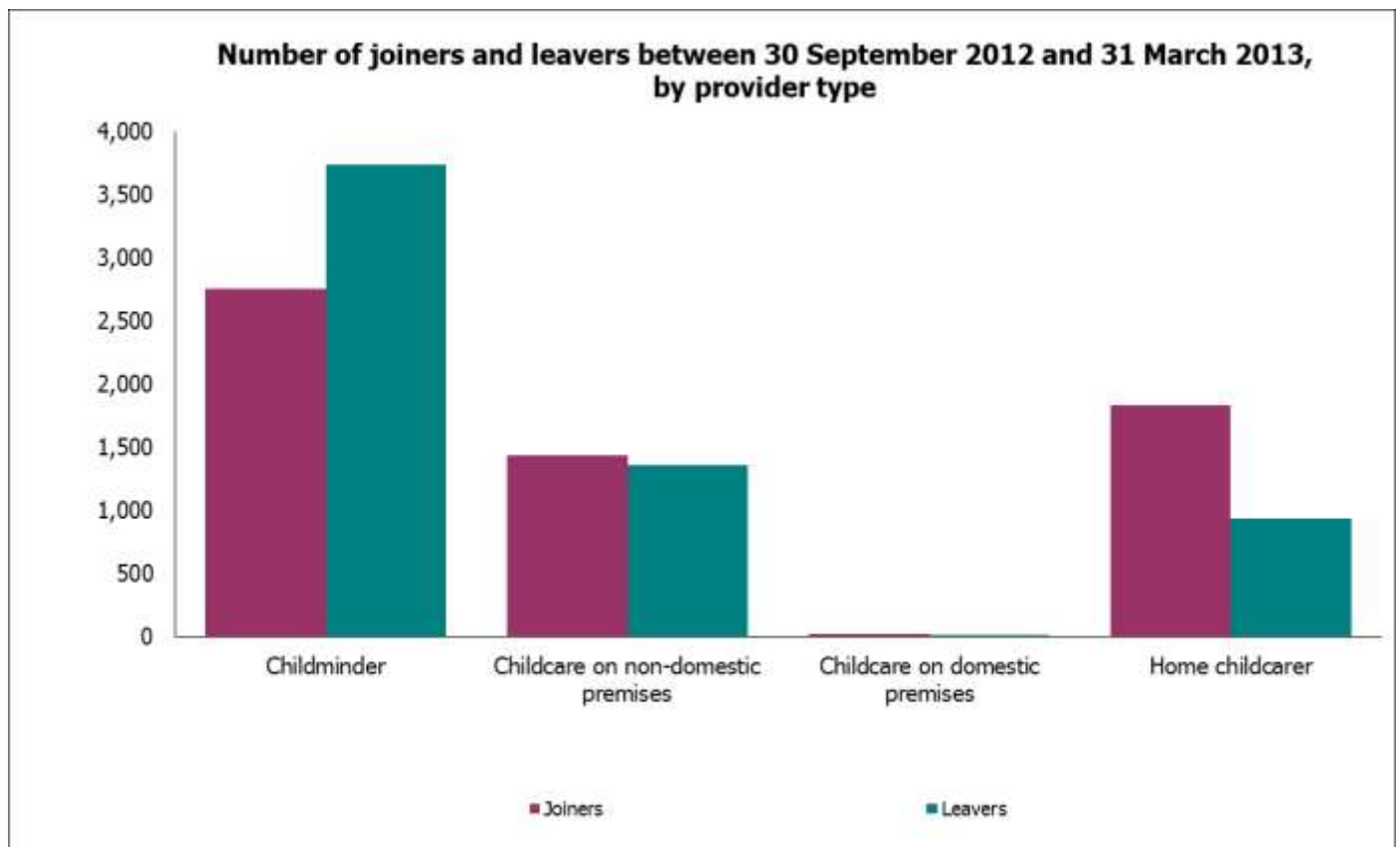


Table 1: Registered childcare providers and places as at: 31 March 2013

Provision on: ¹	Childminder		Childcare on Non-Domestic Premises		Childcare on Domestic Premises		Home Childcarer		All providers	
	Providers ²	Places ³	Providers ²	Places ³	Providers ²	Places ³	Providers ²	Places ³	Providers ²	Places ³
All Registers	51,488	262,232	16,117	679,127	113	1,975	-	-	67,718	943,334
EYR and CCR	3,084	14,525	1,864	80,273	22	405	-	-	4,970	95,203
EYR and VCR	10	35	155	7,162	0	0	-	-	165	7,197
EYR only	196	630	7,552	262,657	18	318	-	-	7,766	263,605
EYR registered	54,778	277,422	25,688	1,029,219	153	2,698	-	-	80,619	1,309,339
CCR and VCR	1,089	-	504	-	0	-	5	-	1,598	-
CCR Only	37	-	67	-	0	-	0	-	104	-
VCR Only	262	-	1,672	-	7	-	11,725	-	13,666	-
Total	56,166	-	27,931	-	160	-	11,730	-	95,987	-

¹ Register(s): Ofsted register care provided for children on two registers, the Early Years Register (EYR) and the Childcare Register, which has a compulsory (CCR) and voluntary (VCR) component. People can apply to join one register or both registers at the same time. Most childcare providers caring for children aged under eight must register with Ofsted unless the law says they are not required to do so. If a childcare provider is not required to register with Ofsted, then in some circumstances they may choose to do so by joining the voluntary part of the Childcare Register (VCR). For further information, visit our website at: <http://www.ofsted.gov.uk/Ofsted-home/Forms-and-guidance/Browse-all-by/Other/General/Factsheet-childcare-Registration-not-required>

² Providers are the number of providers registered on the database at the at the end of the relevant period. As not all providers inform Ofsted that they have ceased provision, this number is likely to be higher than the actual number of providers.

³ Registered places are the number of children that may attend the provision at any one time. Registered places are not the number of places occupied, nor the number of children who may benefit from receiving places through providers offering sessions at different times of the day. Place numbers are only collected for providers on the Early Years Register. For these providers, the numbers show the total places available for children under eight. As of 1 September, providers can only care for children in accordance with the requirements of the Early Years Foundation Stage. Ofsted no longer set additional conditions at registration and will only update data on available places at inspection. Averages are used for a very small number of providers whose place numbers are not available at the time of the analysis. There are very small discrepancies in totals due to rounding.

Regional breakdowns exclude providers whose postcode is not recognised in the Office for National Statistics (ONS) database or home childcarers who are registered to look after children in England but live outside the country. These providers are counted under 'No Region'.

Additional note: A dash (-) in the table data denotes not applicable.

Table 2: Movement in the childcare sector between 30 September 2012 and 31 March 2013

	Childminder		Childcare on Non-Domestic Premises		Childcare on Domestic Premises		Home Childcarer		All providers	
	Providers ²	Places ³	Providers ²	Places ³	Providers ²	Places ³	Providers ²	Places ³	Providers ²	Places ³
Provision on:¹										
Provision on Early Years Register										
Position as at 30 September 2012	55,826	282,125	25,705	1,029,661	142	2,466	-	-	81,673	1,314,252
Joiners ⁴	2,472	11,075	1,101	38,712	23	396	-	-	3,596	50,183
Leavers ⁵	3,520	16,616	1,118	40,536	12	194	-	-	4,650	57,346
Changes in place numbers ⁶	-	838	-	1,382	-	30	-	-	-	2,250
Net overall change	-1,048	-4,703	-17	-442	11	232	-	-	-1,054	-4,913
Position as at 31 March 2013	54,778	277,422	25,688	1,029,219	153	2,698	-	-	80,619	1,309,339
Provision not on Early Years Register										
Non EYR start	1,323	-	2,147	-	5	-	10,832	-	14,307	-
Joiners ⁴	279	-	332	-	3	-	1,830	-	2,444	-
Leavers ⁵	214	-	236	-	1	-	932	-	1,383	-
Net overall change	65	-	96	-	2	-	898	-	1,061	-
Non EYR end	1,388	-	2,243	-	7	-	11,730	-	15,368	-
All provision										
Position as at 30 September 2012	57,149	-	27,852	-	147	-	10,832	-	95,980	-
Joiners ⁴	2,751	-	1,433	-	26	-	1,830	-	6,040	-
Leavers ⁵	3,734	-	1,354	-	13	-	932	-	6,033	-
Net Overall Change	-983	-	79	-	13	-	898	-	7	-
Position as at 31 March 2013	56,166	-	27,931	-	160	-	11,730	-	95,987	-

Source: Regulatory Support Application

¹ - ²Register(s) and Providers, see footnotes on 'Table 1' worksheet.

³Places, see footnotes on 'Table 1' worksheet. Averages are used for a very small number of providers whose place numbers are not available at the time of the analysis. There are very small discrepancies in totals due to rounding.

Joiners are the number of providers that have been added to Ofsted's registration database during the period selected in the report. Most of these are new registrations, but figures also include ⁴providers that have re-activated registration or changed provider type or register. At the local authority or government office region, this may also include providers that have relocated into a new geographical area.

Leavers are the number of providers that have been edited in Ofsted's registration database to 'inactive' status during the period selected in the report. Most of these are resignations, but figures also include providers that have had registration cancelled or changed provider type or register. At the local authority or government office region, this may also include providers that have relocated out of a geographical area.

Changes in place numbers are the net change in registered places for active providers.

Regional breakdowns exclude providers whose postcode is not recognised in the Office for National Statistics (ONS) database or home childcarers who are registered to look after children in England but live outside the country. These providers are counted under 'No Region'.

Additional note: A dash (-) in the table data denotes not applicable.

Glossary

Childminder

This is a person who is registered to look after one or more children, to whom they are not related, for reward. Childminders work with no more than two other childminders or assistants.

They care for:

- children on domestic premises that are not usually the home of one of the children unless they care for children from more than two families wholly or mainly in the homes of the families
- at least one individual child for a total of more than two hours in any day. This is not necessarily a continuous period of time.

Childcare providers on domestic premises

These are people providing care on domestic premises with at least three other people. They can provide the care directly or employ people to work with them. The difference between childminding and childcare on domestic premises is the number of people involved. If four or more people look after children at any time they are providing childcare on domestic premises, not childminding.

Childcare providers on non-domestic premises

These are people providing care for individual children in premises that are not someone's home. These premises can range from converted houses to purpose built nurseries.

Home childcarers

Home childcarers care for children of any age up to their 18th birthday wholly or mainly in the home of a child being cared for, and care for children from no more than two families. They can only register on the voluntary part of the Childcare Register.

Registers

Under the Childcare Act 2006, childcare providers register on either or both of two registers:

- The Early Years Register, which is for providers who care for children from birth to the 31 August following their fifth birthday, and who must deliver the Early Years Foundation Stage
- The Childcare Register, which has two parts:
 - a compulsory part, for providers who care for children aged from the end of the Foundation Stage up to and including age seven
 - a voluntary part, for providers who care for children aged eight and over and those for whom registration is not compulsory, for example nannies.

Further information about how Ofsted registers childcare providers can be found at:

<http://www.ofsted.gov.uk/Ofsted-home/Forms-and-guidance/Browse-all-by/Care-and-local-services/Childcare/Registration>

© Crown copyright

You may re-use this information (not including logos) free of charge in any format or medium, under the terms of the Open Government Licence. To view this licence, visit <http://www.nationalarchives.gov.uk/doc/open-government-licence/> or write to the Information Policy Team, The National Archives, Kew, London, TW9 4DU or e-mail: psi@nationalarchives.gsi.gov.uk.