



Department
of Energy &
Climate Change

Renewable Heat Incentive and Renewable Heat Premium Payments quarterly statistical release, June 2014

24 July 2014

© Crown copyright 2014

You may re-use this information (not including logos) free of charge in any format or medium, under the terms of the Open Government Licence.

To view this licence, visit www.nationalarchives.gov.uk/doc/open-government-licence/ or write to the Information Policy Team, The National Archives, Kew, London TW9 4DU, or email: psi@nationalarchives.gsi.gov.uk.

Any enquiries regarding this publication should be sent to Max Enoch (max.enoch@decc.gsi.gov.uk) in DECC's Heat Statistics Team.

This document is also available from our website at www.gov.uk/decc

Contents

Key points	4
Introduction	5
Section 1 - Non-domestic Renewable Heat Incentive scheme.....	6
1.1 Background to the scheme	6
1.2 Applications and accreditations	7
1.3 Application and accreditation rates	9
1.4 Heat generated	10
1.5 Regional breakdown of applications	11
1.6 Installed capacity by Standard Industrial Classification code	14
Section 2 - Domestic Renewable Heat Incentive scheme.....	15
Key points	15
2.1 Background to the scheme	15
2.2 Applications and accreditations	16
Section 3 - Renewable Heat Premium Payments (RHPP).....	18
Key points	18
3.1 Background to the scheme	18
3.2 RHPP Householder scheme	19
3.2 RHPP: Social landlord scheme	27
3.3 RHPP: Communities scheme	29
Glossary.....	30
Scheme background	32
Further information and feedback	34

Key points

Non-domestic RHI

- As at 30 June 2014, a total of 6,932 applicants had applied for the scheme since it opened in November 2011, with a combined capacity of 1,187 MW. Of the 6,932 applications, 4,826 have subsequently been accredited with a combined capacity of 853 MW, with 3,953 of these accreditations receiving a payment for heat generated under the scheme.
- In quarter 2 of 2014 there were a total of 1,826 applications to join the non-domestic scheme; this was 66 per cent higher than in the first quarter of 2014, and over three times the number of application seen in the same quarter in 2013. This spike was driven by a high number of applications for small biomass boilers in June following the May 2014 degression announcement for small biomass.
- Since the launch, over 80% of both applications and accreditations were for small biomass boilers. Small and medium biomass boilers were responsible for 93% of both applications and accreditations.

Domestic RHI

- As at 30 June 2014 there had been 3,724 unique applications to join the scheme (582 from new installations), of which 2,335 had been accredited.
- Of the 2,335 accreditations, 347 were from new installations (applicants who had systems installed before the launch date 9 April) and 1,988 were from legacy applications (applications for systems installed between 15 July 2009 and the launch of the scheme).
- As at the 30 June 2014, 38% (895) of all accreditations were for air source heat pumps, 26% (602) were for solar thermal, 22% (511) were for biomass boilers, with ground source heat pumps accounting for 14% (327) of accreditations.

RHPP

- Throughout the 3 householder voucher phases 15,586 vouchers for eligible renewable heating systems were redeemed (Phase 1 & 2) or claimed (Phase 2 extension).
- 4,724 installations have been supported through the 5 completed social landlord competitions. A further 3 competitions are still on-going.
- As at 30 June 2014, 364 systems are supported under the communities scheme.

Introduction

This quarterly publication provides a summary of the deployment of renewable heat technologies under the Non-Domestic Renewable Heat Incentive (RHI), and the Renewable Heat Premium Payment (RHPP) schemes, and for the first time data on the domestic RHI scheme.

Statistics are reported on the number of applications, vouchers issued, accredited installations, redeemed vouchers and capacity installed. The amount of heat generated is also reported for non-domestic RHI installations. Figures are given by region, quarter and technology where appropriate.

The statistics are based on data collected as part of the application process for each scheme. Some RHI applications and RHPP issued and claimed vouchers have not been through all checks within the application process so applicants may not meet all eligibility requirements of each scheme and as such figures are subject to change.

This statistical release contains three sections:

- Section 1 provides deployment data on the non-domestic RHI scheme;
- Section 2 provides deployment data on the domestic RHI scheme;
- Section 3 provides deployment data on the RHPP.

Section 1 - Non-domestic Renewable Heat Incentive scheme

Key points

- As at 30 June 2014, a total of 6,932 applicants had applied for the scheme since it opened in November 2011, with a combined capacity of 1,187 MW. Of the 6,932 applications, 4,826 have subsequently been accredited with a combined capacity of 853 MW, with 3,953 of these accreditations receiving a payment for heat generated under the scheme.
- In quarter 2 of 2014 there were a total of 1,826 applications to join the non-domestic scheme; this was 66 per cent higher than in the first quarter of 2014, and over three times the number of application seen in the same quarter in 2013. This spike was driven by a high number of applications for small biomass boilers in June following the May 2014 degression announcement for small biomass.
- Since the launch, over 80% of both applications and accreditations were for small biomass boilers. Small and medium biomass boilers were responsible for 93% of both applications and accreditations.

1.1 Background to the scheme

The non-domestic Renewable Heat Incentive (RHI) is a long-term financial incentive scheme introduced in Great Britain in November 2011 to support the uptake of renewable heat in the non-domestic sector.

The scheme provides payments to industrial, commercial, public sector and not for profit organisations, as well as district heating schemes for domestic properties, who are generating heat from technologies including:

- Biomass boilers;
- Heat pumps;
- Solar thermal;
- Biomass; and

- Biomethane.

As of 28 May 2014 a change in the non-domestic scheme regulations came into effect. These new regulations introduced additional eligible technologies (for example air source heat pumps) which are included in this release.

Further information on the non-domestic RHI scheme can be found at:

<https://www.gov.uk/government/policies/increasing-the-use-of-low-carbon-technologies/supporting-pages/renewable-heat-incentive-rhi>

This section provides statistics on the number of applications and accreditations from the 28 November 2011 (launch date) to the 30 June 2014 based on data captured as part of the application process for the scheme. The tables that accompany this statistical release are available at: <https://www.gov.uk/government/collections/renewable-heat-incentive-renewable-heat-premium-payment-statistics>

1.2 Applications and accreditations

As at 30 June 2014 6,932 full applications had been received (including both successful and unsuccessful applications). Of these, 4,826 have been accepted onto the scheme, and of these 3,953 were receiving payments for heat generated under the scheme. Small biomass boilers continue to dominate the scheme, with 84% of full applications and 83% of accreditations.

At the end of June there were 68 preliminary applications – 42 of which were for medium solid biomass boilers, with a further 14 for large solid biomass boilers and 8 for biogas. A preliminary accreditation provides applicants reassurance that once the proposed installation is built and the owner applies, full accreditation will be granted so long as the installation is built in line with the submitted plans and all other conditions are met. Following the introduction of additional technologies to the scheme, at the end of June there had been one full application for an air source heat pump and one preliminary application for a combined heat and power unit.

Table 1.1 below sets out the number of applications and accreditations by technology.

Table 1.1 – Number of applications and accreditations by technology, Great Britain, November 2011 to June 2014

Tariff Band ¹	Full ² applications		Accredited installations		Preliminary ³ applications and accreditations		Capacity of full applications		Capacity of accredited installations		Capacity of preliminary ² applications and accreditations	
	Number	% of total	Number	% of total	Number	% of total	MW	% of total	MW	% of total	MW	% of total
Small Solid Biomass Boiler (< 200 kW)	5,850	84%	4,003	83%	1	1%	684.8	58%	463.9	54%	0.1	0%
Medium Solid Biomass Boiler (200-1000kW)	614	9%	497	10%	42	62%	349.6	29%	280.3	33%	28.4	23%
Large Solid Biomass Boiler (> 1000 kW)	24	0%	18	0%	14	21%	133.9	11%	98.7	12%	89.2	73%
Small Solar Thermal (< 200 kW)	194	3%	137	3%	0	0%	3.2	0%	2.3	0%	0.0	0%
Small water or ground source heat pumps (< 100 kW)	212	3%	156	3%	0	0%	6.1	1%	4.5	1%	0.0	0%
Large water or ground source heat pumps (>100 kW)	22	0%	10	0%	0	0%	8.4	1%	2.8	0%	0.0	0%
Bio-Methane	8	0%	3	0%	2	3%	0.0	0%	0.0	0%	0.0	0%
Biogas	7	0%	2	0%	8	12%	1.6	0%	0.4	0%	3.8	3%
Air Source Heat Pumps	1	0%	0	0%	0	0%	0.0	0%	0.0	0%	0.0	0%
CHP	0	0%	0	0%	1	1%	0.0	0%	0.0	0%	1.0	1%
Deep Geothermal	0	0%	0	0%	0	0%	0.0	0%	0.0	0%	0.0	0%
Total	6,932	100%	4,826	100%	68	100%	1,187.4	100%	852.9	100%	122.5	100%

Notes:

1. A change to the non-domestic regulations came into effect on 28 May 2014. These changes allow more technologies onto the scheme and adjust how some of the tariff bands are structured.
2. A full application and an accredited installation are not mutually exclusive i.e. once a system has become accredited; it is counted as both a full application and an accredited installation.
3. A preliminary application can become accredited but is removed from this column if subsequently a full application is made.

Source:

Ofgem

1.3 Application and accreditation rates

Since the scheme began there has been a steady increase in the number of full applications and accreditations received per quarter, rising from around 250 full applications per quarter at the beginning of the scheme to over 1,000 in the first quarter of 2014 and over 1,800 in the second quarter of 2014. The two-thirds increase seen between Q1 2014 and Q2 2014, is partly due to the recent degression announcement reducing the small biomass tariff from 8.8 p/KWh to 8.4 p/KWh with effect from 1 July 2014.

Table 1.2 below shows the number of applications by date of first submission and the number of accreditations by date of first approval. Installations should have started generating heat from the date of first submission. The increase in applications seen between Q2 and Q3 2013 was partly due to changes in air quality requirements that came into effect on the 24 September 2013, and now requires applicants who install biomass boilers to submit an RHI emission certificate or an environmental permit with their application. Further details of the air quality regulations can be found on the government website at:

<https://www.gov.uk/government/policies/increasing-the-use-of-low-carbon-technologies/supporting-pages/renewable-heat-incentive-rhi>.

Table 1.2 - Number of applications per quarter, Great Britain, Q4 2011 to Q2 2014

		Number of full applications (by date of first submission)	Cumulative number of full applications	Number of full accreditations (by date first approval)	Cumulative number of full accreditations	Total installed capacity (MW) (by date of first approval)	Cumulative installed capacity
2011	Q4	54	54	2	2	0.0	0.0
2012	Q1	255	309	16	18	2.3	2.4
	Q2	231	540	94	112	35.4	37.8
	Q3	307	847	214	326	41.0	78.7
	Q4	400	1,247	394	720	67.1	145.9
2013	Q1	551	1,798	476	1,196	100.1	246.0
	Q2	580	2,378	540	1,736	109.6	355.7
	Q3	860	3,238	636	2,372	131.5	487.1
	Q4	771	4,009	525	2,897	91.2	578.3
2014	Q1	1,097	5,106	852	3,749	112.5	690.8
	Q2	1,826	6,932	1,077	4,826	162.1	852.9
Total		6,932	6,932	4,826	4,826	852.9	852.9

Notes:

1. The RHI started on the 28 November 2011.

Source:

Ofgem

1.4 Heat generated

Eligible heat is renewable heat generated from an eligible technology and is calculated by Ofgem through obtaining the meter readings of accredited scheme participants. Meter readings are collected and processed so that the correct amount of support can be paid.

As at 30 June 2014, installations on the non-domestic RHI scheme had provisionally generated 1,448 GWh of heat, up from 909 GWh at the end of March 2014. Biomass boilers dominate heat generation, and at the ends of quarter 2 2014 were responsible for 95 per cent of heat generated and paid for under the scheme – small biomass boilers 35.2 per cent (510 GWh) medium biomass boilers 39.1 per cent (566 GWh), and large biomass boilers 20.7 per cent (300 GWh). Bio-methane was responsible for 4 per cent of heat generated. Table 1.3 shows total heat generated at the end of June by technology, these data relate to the period when the payment was received for heat generated not the period in which heat was actually generated.

Table 1.3 - Heat generated and number of installations receiving payment by technology type, Great Britain, November 2011 to June 2014

Technology	Heat generated and paid for under the scheme		Number of installations receiving payment	
	MWh	% of overall total	Number	% of overall total
Small biomass boiler (<200 kW)	510,321	35.2%	3,234	82%
Medium biomass boiler (200-1000 kW)	566,414	39.1%	452	11%
Large biomass boiler (>1000 kW)	299,718	20.7%	17	0%
Solar thermal (<200 kW)	633	0.0%	117	3%
Small water or ground source heat pumps (< 100 kW)	7,889	0.5%	118	3%
Large water or ground source heat pumps (>100 kW)	4,897	0.3%	10	0%
Air Source Heat Pumps	0	0.0%	0	0%
CHP	0	0.0%	0	0%
Deep Geothermal	0	0.0%	0	0%
Total (1)	1,389,872	96%	3,948	100%

	Equivalent heat generated by gas produced		Number of installations receiving payment	
	MWh	% of overall total	Number	% of overall total
Biogas	729	0.1%	2	0%
Bio-methane	57,690	4.0%	3	0%
Total (2)	58,419	4.0%	5	0.1%
Overall total (1) + (2)	1,448,291	100%	3,953	100%

Notes:

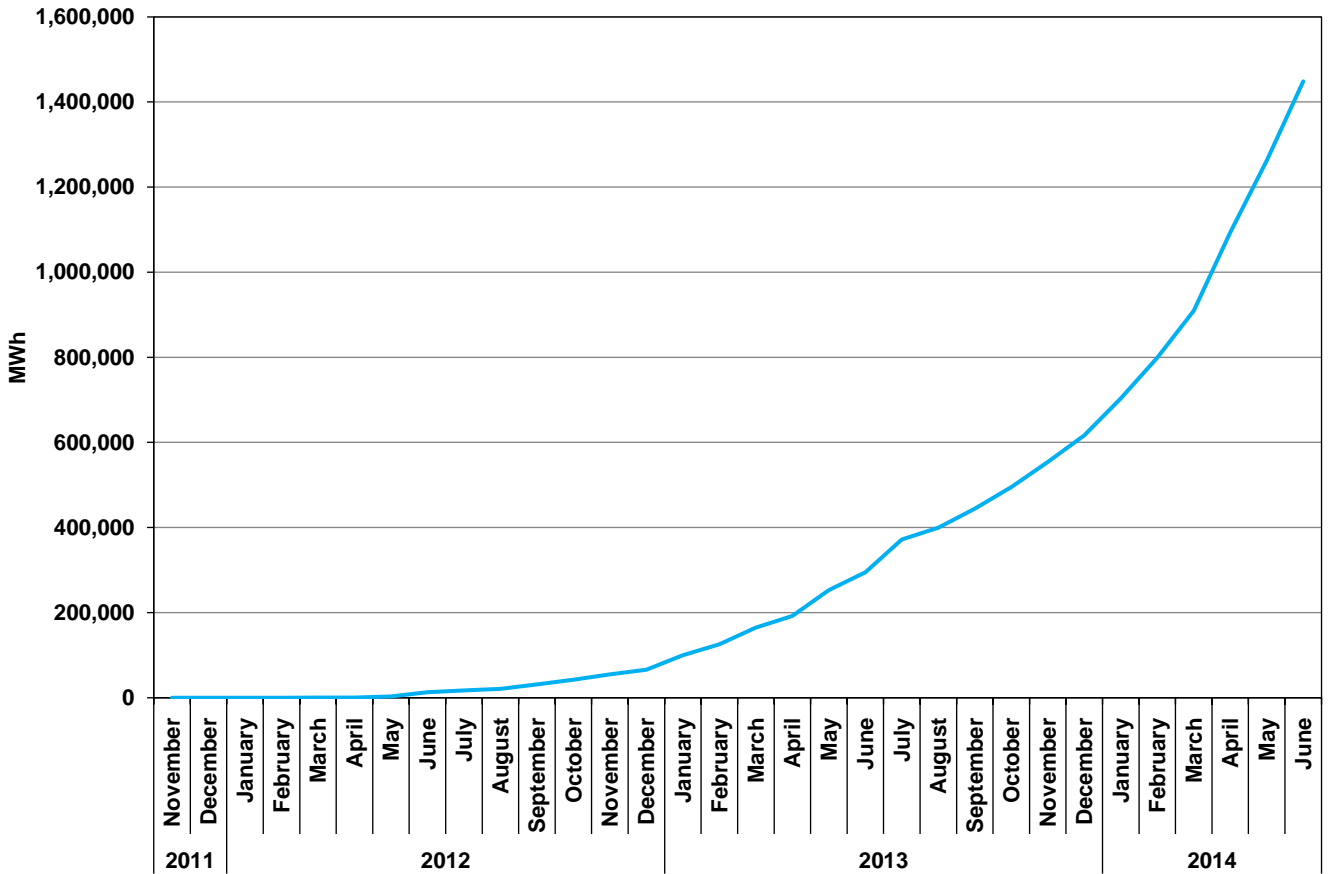
A distinction has been made between the heat generated and the equivalent energy generated by gas production because biogas can either be fired on site to produce heat or can be cleaned and fed into the gas grid.

Source:

Ofgem

Figure 1.1 shows the upward trajectory in heat generated and paid for under the non-domestic RHI scheme, which increased by 539 GWh between Q1 and Q2 2014.

Figure 1.1 – Cumulative heat generated and paid for, Great Britain, November 2011 to June 2014



Source:
Ofgem

1.5 Regional breakdown of applications

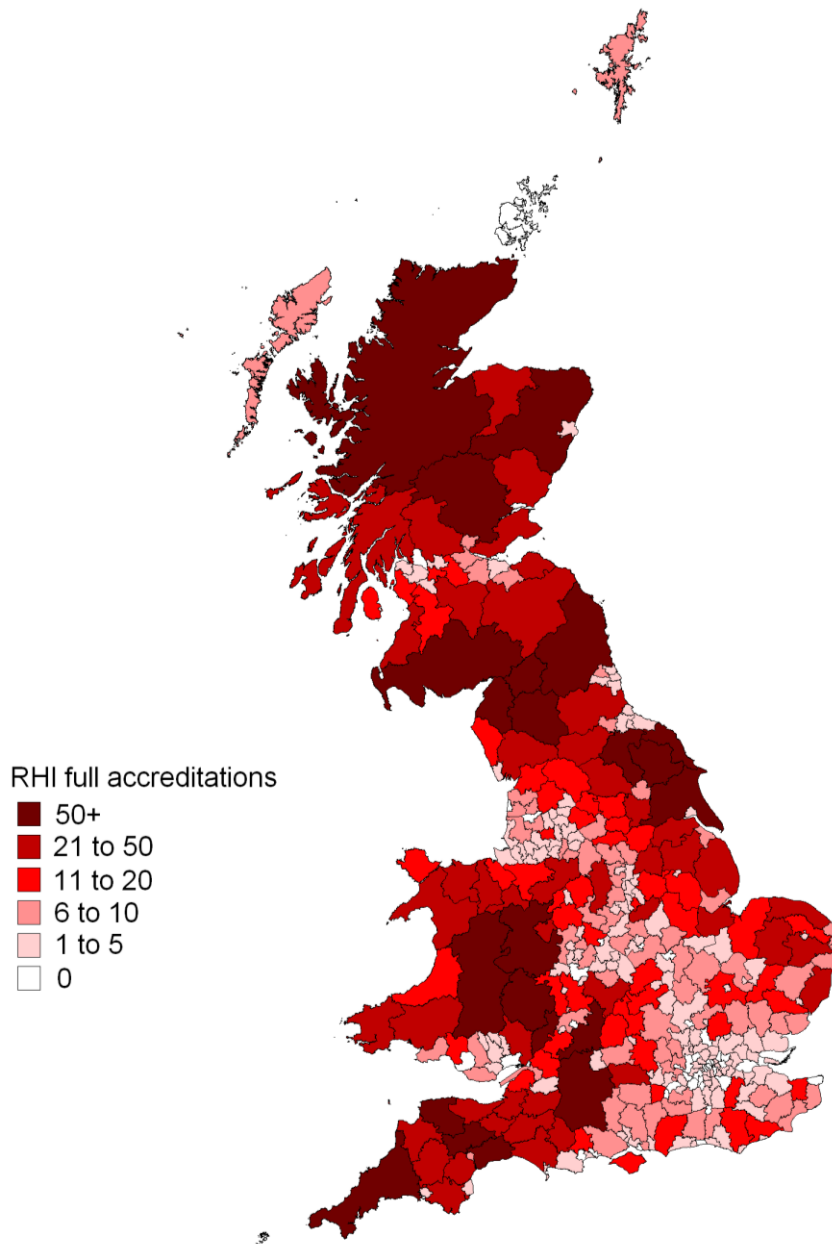
A large proportion of applicants are located in regions with large rural areas such as the South West (19 per cent) and Scotland (18 per cent). It is likely this is because many rural areas are not on the gas grid and will be replacing solid fuel or oil burning systems with renewable systems. Table 1.4 shows a regional breakdown for the number of applications, accreditations and capacity.

Table 1.4 - Number of applications and capacity by region, November 2011 to June 2014

Region	Full applications		Accredited installations		Capacity of full applications		Capacity of accredited installations	
	Number	% of total	Number	% of total	MW	% of total	MW	% of total
England	5,105	74%	3,668	76%	863.7	73%	641.4	75%
South West	1,231	18%	916	19%	163.0	14%	124.9	15%
West Midlands	715	10%	537	11%	142.9	12%	110.6	13%
Yorkshire and the Humber	736	11%	521	11%	128.1	11%	95.8	11%
North West	659	10%	440	9%	114.4	10%	77.7	9%
South East	466	7%	342	7%	69.5	6%	52.3	6%
East Midlands	536	8%	368	8%	98.8	8%	71.2	8%
East of England	453	7%	320	7%	89.4	8%	67.3	8%
North East	272	4%	196	4%	44.4	4%	31.8	4%
London	37	1%	28	1%	13.3	1%	9.9	1%
Scotland	1,233	18%	809	17%	245.1	21%	159.8	19%
Wales	594	9%	349	7%	78.6	7%	51.6	6%
Total	6,932		4,826		1,187.4		852.9	

Source:
Ofgem

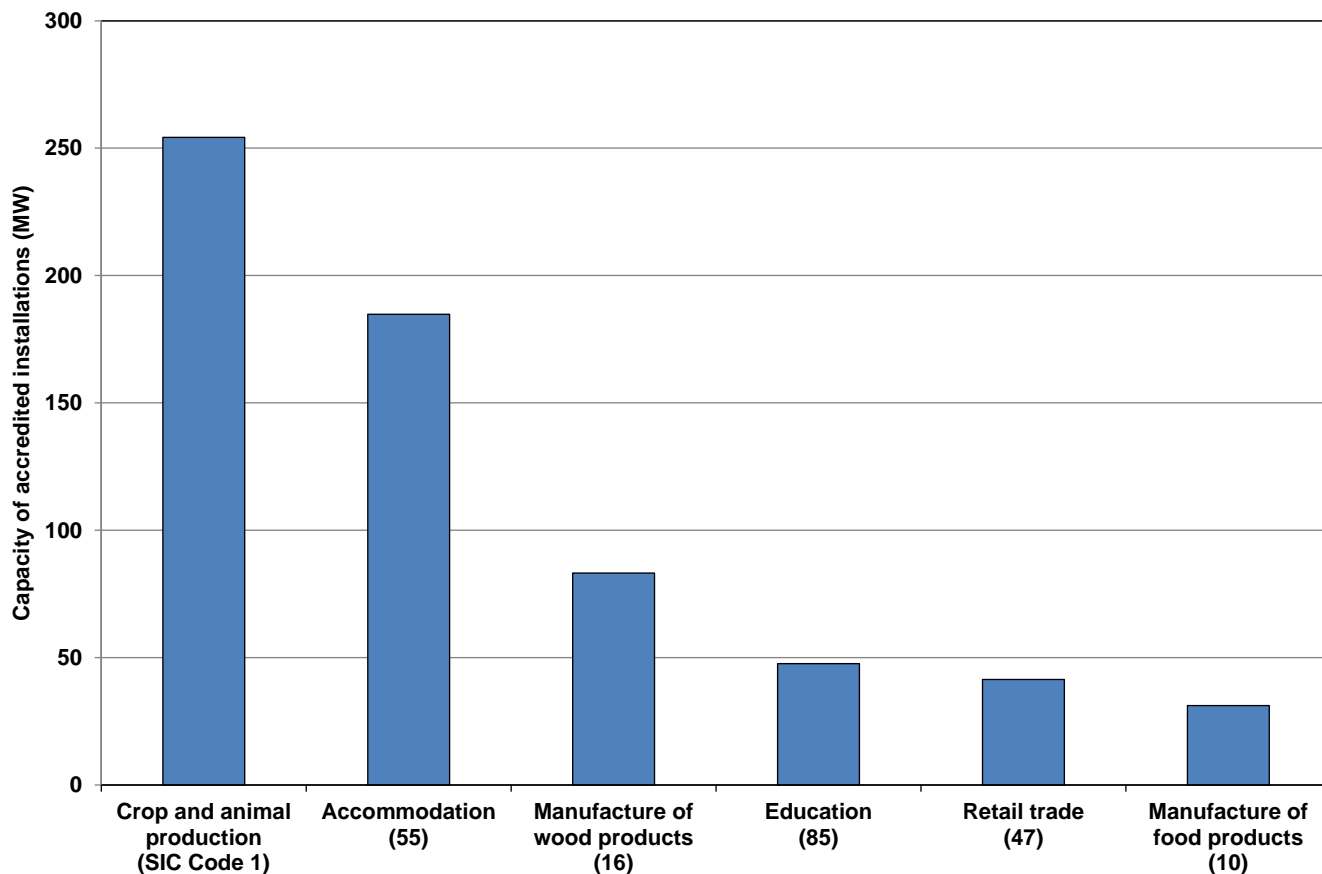
Figure 1.2 - Number of accredited installations by local authority, 30 June 2014



1.6 Installed capacity by Standard Industrial Classification code

As at 30 June 2014, combined capacity of accredited installations was 853 MW. Nearly 30 per cent of accredited capacity has been installed in the crop and animal production sector, and just over 20 per cent has been installed in the accommodation sector.

Figure 1.3 - Capacity of accredited installations by Standard Industrial Classification Code (SIC), Great Britain, November 2011 to June 2014



Source:
Ofgem

Section 2 - Domestic Renewable Heat Incentive scheme

Key points

- As at 30 June 2014 there had been 3,724 unique applications to join the scheme (582 from new installations), of which 2,335 had been accredited.
- Of the 2,335 accreditations, 347 were from new installations (applicants who had systems installed after the launch date 9 April 2014 and 1,988 were from legacy applications (applications for systems installed between 15 July 2009 and the launch of the scheme).
- As at the 30 June 2014, 38% (895) of all accreditations were for air source heat pumps, 26% (602) were for solar thermal, 22% (511) were for biomass boilers, with ground source heat pumps accounting for 14% (327) of accreditations.

2.1 Background to the scheme

The domestic Renewable Heat Incentive (RHI) is a financial incentive scheme introduced to encourage a switch to renewable heating systems in the domestic sector. Launched on the 9 April 2014 in Great Britain, participants of the scheme receive tariff payments for the heat generated from an eligible renewable heating system which is heating a single dwelling. The scheme covers single domestic dwellings and is open to owner-occupiers, private landlords, social landlords and self-builders. There are four renewable heating technologies covered by the scheme:

- Air-source heat pumps (ASHP);
- Ground and water-source heat pumps (GSHP);
- Biomass-only boilers and biomass pellet stoves with integrated boilers; and
- Solar thermal panels.

Further information on the domestic RHI scheme can be found at:

<https://www.gov.uk/government/policies/increasing-the-use-of-low-carbon-technologies/supporting-pages/renewable-heat-incentive-rhi>

This section provides statistics on the number of applications and accreditations from 9 April 2014 (launch date) to 30 June 2014 based on data captured as part of the application process for the scheme. Currently none of these applications were from RHPP recipients who can only start applying for the scheme from 9 July 2014.

The tables that accompany this statistical release are available at:

<https://www.gov.uk/government/collections/renewable-heat-incentive-renewable-heat-premium-payment-statistics>

2.2 Applications and accreditations

2.2.1 New installations

New installations refer to systems installed after the launch of the domestic RHI scheme on 9 April 2014. These applicants will not have received RHPP or any other government funding. As at 30 June 2014 there had been 582 applications for new installations to join the domestic RHI scheme. As at 30 June 2014, 347 of these had gone through full checks by Ofgem to ensure they comply with the relevant conditions, and had been accredited.

Since scheme launch, 42 per cent of accreditations from new installations were for biomass systems, 36 per cent for ASHP, 18 per cent for solar thermal and 4 per cent for GSHP – these are similar to the application rates.

2.2.2 Legacy installations

Legacy applicants are those who installed between 15 July 2009 – when the RHI scheme was first announced – and the launch of the scheme. As at 30 June 2014 3,724 applications to join the domestic RHI scheme had been received, of which 84 per cent (3,142) were from legacy applicants. This proportion has dropped since May, when 91 per cent of applications received were for legacy installations. 1,988 of the 3,142 legacy applications have been accredited, with 39 per cent of accreditations for ASHP, 27 per cent for solar thermal, 18 per cent for biomass systems and 16 per cent for GSHP.

Table 2.1 below details the number of applications and accreditations by technology and by legacy and new installations.

2.2.3 Comparison between new and legacy accreditations

There are substantial differences between the levels of deployment in technology between new and legacy accreditations. Biomass boilers represent 18 per cent of legacy accreditations compared to 42 per cent for new installations. GSHP account for 16 per cent of legacy accreditations and 4 per cent of new installations.

Table 2.1 - Number of applications and total capacity by technology type, Great Britain, April 2014 to June 2014¹

Total				
Tariff Band	Applications²		Accreditations	
	Number	% of total	Number	% of total
Air source heat pump	1,464	39%	895	38%
Ground source heat pump	638	17%	327	14%
Biomass	743	20%	511	22%
Solar thermal	879	24%	602	26%
Total [1]+[2]	3,724	100%	2,335	100%

Legacy³				
Tariff Band	Applications		Accreditations	
	Number	% of total	Number	% of total
Air source heat pump	1,250	40%	769	39%
Ground source heat pump	610	19%	313	16%
Biomass	511	16%	365	18%
Solar thermal	771	25%	541	27%
Total [1]	3,142	100%	1,988	100%

New installations⁴				
Tariff Band	Applications		Accreditations	
	Number	% of total	Number	% of total
Air source heat pump	214	37%	126	36%
Ground source heat pump	28	5%	14	4%
Biomass	232	40%	146	42%
Solar thermal	108	19%	61	18%
Total [2]	582	100%	347	100%

1. Data cover the period 9 April 2014 (launch date of the domestic RHI scheme) to the 30 June 2014.

2. An application and an accredited installation are not mutually exclusive i.e. once a system has become accredited, it is counted as both a full application and an accredited installation.

3. Legacy refers to all applications for systems installed before the launch of the domestic RHI scheme on 9 April 2014, whether they claimed a RHPP voucher or not.

4. New installations refers to applications for systems installed after the launch of the domestic RHI scheme on 9 April 2014.

Source:

Ofgem

Section 3 - Renewable Heat Premium Payments (RHPP)

Key points

- Throughout the 3 householder voucher phases 15,586 vouchers for eligible renewable heating systems were redeemed (Phase 1 & 2) or claimed (Phase 2 extension)
- 4,724 installations have been supported through the 5 completed social landlord competitions. A further 3 competitions are still on-going.
- As at 30 June 2014, 364 systems supported under the communities scheme.

3.1 Background to the scheme

The RHPP scheme distributed vouchers as one off grants to eligible applicants installing renewable heating systems to offset some of the cost of installation. The technologies supported were:

- Ground and water source heat pumps (GSHPs),
- Air source heat pumps (ASHPs);
- Solid biomass boilers; and
- Solar thermal systems.

During the lifetime of the RHPP, financial support was given through a householder scheme, a number of competitions for Registered Social Landlords and a community scheme.

Although closed to new applicants, payments are still being made to the Social Landlord competitions run during the final phase of the scheme. Final numbers are still subject to change where late submissions from applicants with exceptional circumstances could still be processed.

Further information on the RHPP can be found at:

<https://www.gov.uk/renewable-heat-premium-payment-scheme>

3.2 RHPP Householder scheme

The householder scheme consisted of 3 phases:

- Phase 1 ran from 1 August 2011 to 31 March 2012;
- Phase 2 from 1 May 2012 to 31 March 2013;
- Phase 2 extension from 1 April 2013 and to 31 March 2014.

3.2.1 Installations by technology and Phase

As at 31 March 2014 20,822 vouchers had been issued under the Renewable Heat Premium Payment voucher schemes, of which 15,586 had been redeemed (Phase 1 & 2) or claimed (Phase 2 extension). Phase 1 and Phase 2 each had over 7,000 applications and over 5,000 redemptions. The Phase 2 extension saw 6,333 vouchers issued and 5,041 claimed so far. Vouchers claimed (rather than redeemed) have been reported for the RHPP 2 extension as the number of vouchers redeemed is still being finalised.

Solar Thermal and ASHPs are the most popular technologies in all phases, accounting for over two-thirds of redeemed or claimed vouchers in total. The proportion of ASHP vouchers has increased through the phases from 35 per cent of redeemed vouchers in Phase 1 to 42 per cent of claimed vouchers in Phase 2 extension. Conversely the proportion of vouchers issued for solar thermal panels has decreased in the most recent phase, from 36 per cent of redeemed vouchers in Phase 2, to 25 per cent of claimed vouchers in Phase 2 extension.

Table 3.1 - Number of vouchers issued and redeemed or claimed by technology for Phase 1, Phase 2, and Phase 2 extension, Great Britain, 30 June 2014

Phase 1 (1 August 2011 to 31 March 2012)

Tariff Band	Vouchers issued		Vouchers redeemed	
	Number	% of total	Number	% of total
Ground or Water Source Heat Pump	1,359	19%	1,000	19%
Biomass Boiler	977	13%	733	14%
Air Source Heat Pump	2,505	35%	1,837	35%
Solar Thermal	2,412	33%	1,660	32%
Total	7,253		5,230	

Phase 2 (1 May 2012 to 31 March 2013)

Tariff Band	Issued in Total		Number redeemed	
	Number	% of total	Number	% of total
Ground or Water Source Heat Pump	997	14%	704	11%
Biomass Boiler	893	12%	648	21%
Air Source Heat Pump	2,745	38%	2,034	42%
Solar Thermal	2,601	36%	1,929	25%
Total	7,236		5,315	

Phase 2 extension (1 April 2013 to 31 March 2014)

Tariff Band	Issued in Total		Number claimed	
	Number	% of total	Number	% of total
Ground or Water Source Heat Pump	759	12%	570	11%
Biomass Boiler	1,331	21%	1,070	21%
Air Source Heat Pump	2,614	41%	2,132	42%
Solar Thermal	1,629	26%	1,269	25%
Total	6,333		5,041	

Total - all phases

Tariff Band	Issued in Total		Number claimed or redeemed	
	Number	% of total	Number	% of total
Ground or Water Source Heat Pump	3,115	15%	2,274	15%
Biomass Boiler	3,201	15%	2,451	16%
Air Source Heat Pump	7,864	38%	6,003	39%
Solar Thermal	6,642	32%	4,858	31%
Total	20,822		15,586	

Source:
Energy Saving Trust

3.2.2 Installed capacity

ASHPs are the greatest contributor to installed capacity accounting for 43 per cent of the total in Phase 1, and 50 per cent in Phase 2. ASHPs currently contribute 44 per cent of installed capacity in Phase 2 extension.

Table 3.2 - Installed capacity by technology, Great Britain, 30 June 2014

Technology	Total capacity (MW)		
	Phase 1	Phase 2	Phase 2 extension ¹
Ground or Water Source Heat Pump	11.5	8.3	6.3
Biomass Boiler	17.6	15.0	23.6
Air Source Heat Pump	21.7	23.2	23.5
Total	50.8	46.5	53.5
	Total estimated heat generated per year (MWh)		
	Phase 1	Phase 2	Phase 2 extension ¹
Solar Thermal	3,609	3,266	1,745

Source:
Energy Saving Trust

3.2.3 Regional breakdown

As three of the four technologies were only available to people living in homes off the gas grid, there were a greater number of installations in regions with larger numbers of off grid properties such as the South West.

Table 3.3 - Installations redeemed (Phase 1 & 2) or claimed (Phase 2 extension) by region, 30 June 2014

Region	Phase 1		Phase 2		Phase 2 extension		Total	
	Number redeemed	% of total	Number redeemed	% of total	Number claimed	% of total	Number claimed or redeemed	% of total
England	4,075	78%	4,188	79%	3,958	79%	12,221	78%
South West	1,074	21%	981	18%	969	19%	3,024	19%
South East	743	14%	898	17%	693	14%	2,334	15%
East of England	594	11%	651	12%	830	16%	2,075	13%
West Midlands	334	6%	325	6%	404	8%	1,063	7%
North West	393	8%	349	7%	261	5%	1,003	6%
Yorkshire and the Humber	345	7%	340	6%	290	6%	975	6%
East Midlands	366	7%	417	8%	261	5%	1,044	7%
North East	129	2%	117	2%	162	3%	408	3%
London	97	2%	110	2%	88	2%	295	2%
Scotland	654	13%	676	13%	643	13%	1,973	13%
Wales	501	10%	451	8%	440	9%	1,392	9%
Total	5,230		5,315		5,041		15,586	

Source:
Energy Saving Trust

Table 3.4 shows the number and capacity of heat pumps and biomass boilers installed for each phase. Solar thermal installations have been omitted from this table because the capacity is not recorded in the data collected. The estimated annual generation for solar thermal is recorded in Table 3.2.

Table 3.4 - Total number of heat pump and biomass vouchers redeemed (Phase 1 & 2) or claimed (Phase 2 extension) and associated capacity of installations by region, Great Britain, 30 June 2014

Region	Phase 1				Phase 2				Phase 2 extension			
	Heat pump and biomass installations redeemed		Heat pump and biomass installed capacity		Heat pump and biomass installations redeemed		Heat pump and biomass installed capacity		Heat pump and biomass installations claimed		Heat pump and biomass installed capacity	
	Number redeemed	% of total	MW	% of total	Number redeemed	% of total	MW	% of total	Number redeemed	% of total	MW	% of total
England	2,744	77%	37.8	74%	2,590	76%	34.9	75%	2,883	76%	39.9	75%
South West	690	19%	9.9	20%	595	18%	7.9	17%	686	18%	9.6	18%
South East	461	13%	6.6	13%	474	14%	6.0	13%	434	12%	5.8	11%
East of England	442	12%	5.5	11%	482	14%	6.4	14%	706	19%	9.5	18%
West Midlands	225	6%	3.0	6%	188	6%	2.5	5%	286	8%	3.7	7%
North West	296	8%	4.4	9%	233	7%	3.4	7%	189	5%	2.9	6%
Yorkshire and the Humber	249	7%	3.4	7%	223	7%	3.2	7%	228	6%	3.4	6%
East Midlands	250	7%	3.3	6%	291	9%	3.8	8%	191	5%	2.7	5%
North East	96	3%	1.4	3%	82	2%	1.3	3%	131	3%	2.1	4%
London	35	1%	0.3	1%	22	1%	0.2	1%	32	1%	0.3	1%
Scotland	485	14%	8.1	16%	475	14%	7.3	16%	553	15%	8.5	16%
Wales	341	10%	4.9	10%	321	9%	4.4	9%	336	9%	5.0	9%
Total	3,570		50.8		3,386		46.5		3,772		53.5	

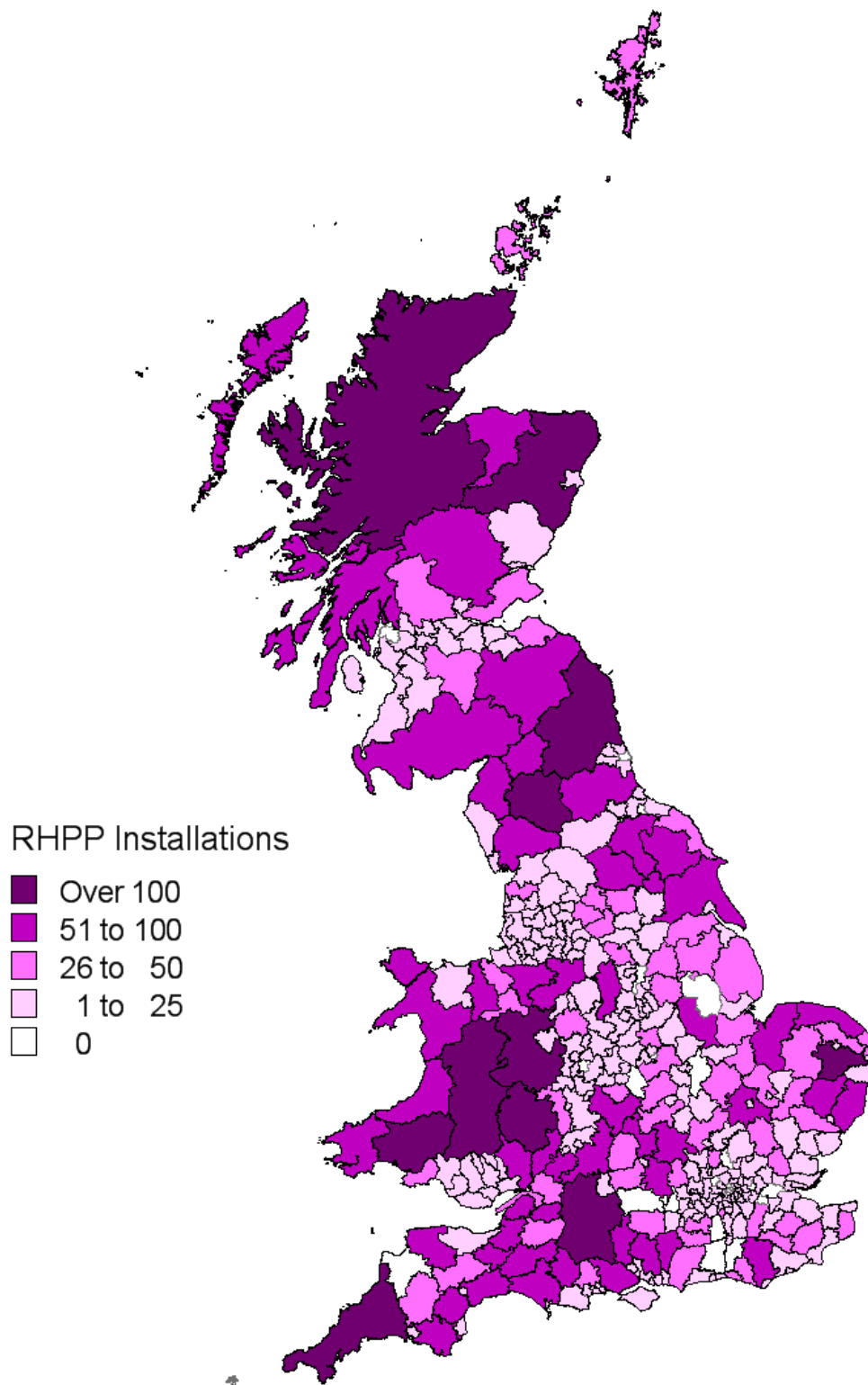
Notes:

Although the number of claimed applications has not changed since last month, the estimated capacity has increased as it is based on more accurate data on the MCS certificate, which is analysed when a claim is processed and paid.

Source:

Energy Saving Trust

Figure 3.1 - Vouchers redeemed for RHPP Phases 1 and 2 by Local authority, 31 March 2013¹



¹ Excludes RHPP2 extension.

3.2.4 Trend in installations

Table 3.5 shows the numbers of vouchers redeemed per quarter for Phase 1, Phase 2 and for Phase 2 extension. There was a large increase in the number of vouchers being redeemed and paid in March 2012 and April 2013 and claimed in March 2014. This is because these dates relate to the final month of operation of Phase 1, Phase 2 and Phase 2 extension. This caused a surge in the number of claims submitted before the deadline.

Figures between quarters are not directly comparable between the schemes because they started at different points within the year and therefore have run for different lengths of time. Phase 2 extension also had additional eligibility requirements, such as the mandatory Green Deal assessment, so that there was a stronger link with the domestic RHI requirements launched on 9 April 2014. Figures for the number of vouchers redeemed are also not available for Phase 2 extension, due to time lags within the application process, so vouchers claimed are shown as a proxy, these data will be reported on once available.

Table 3.5 - Vouchers redeemed or claimed by quarter and Phase, Great Britain, 30 June 2014

Phase 1		Vouchers redeemed	Cumulative number of vouchers redeemed
2011	August	80	80
	September	203	283
	October	330	613
	November	497	1,110
	December	447	1,557
2012	January	621	2,178
	February	607	2,785
	March	2,256	5,041
	April	189	5,230
Total		5,230	5,230

Phase 2		Vouchers redeemed	Cumulative number of vouchers redeemed
2012	May	16	16
	June	94	110
	July	122	232
	August	133	365
	September	148	513
	October	160	673
	November	246	919
	December	224	1,143
2013	January	426	1,569
	February	251	1,820
	March	281	2,101
	April	2,714	4,815
	May	364	5,179
	June	69	5,248
	July	58	5,306
	August	7	5,313
	September	2	5,315
Total		5,315	5,315

Phase 2 extension		Vouchers claimed	Cumulative number of vouchers redeemed
2013	April	129	129
	May	180	309
	June	133	442
	July	213	655
	August	220	875
	September	274	1,149
	October	376	1,525
	November	376	1,901
	December	364	2,265
	2014	January	496
February		519	3,280
March		1,666	4,946
April		95	5,041
Total		5,041	5,041

Source:
Energy Saving Trust

3.2 RHPP: Social landlord scheme

During the lifetime of the RHPP, DECC has run 8 social landlord competitions in order to accelerate the deployment of renewable heating technologies in the social housing sector. Bids from Registered Providers of social housing were invited for grants to support value for money proposals for projects installing biomass boilers, solar thermal systems, GSHPs, ASHPs and water source heat pumps.

In Phase 1 run during 2011/12, 37 social landlords, representing 38 projects, secured funding from the competition to the total value of £3.7 million. Collectively, the 37 social landlords installed 961 renewable heating technologies in 927 homes. The total installed capacity for biomass boilers, ASHPs and GSHP is 6.5 MW and it is estimated that the solar thermal systems installed are capable of providing 121.7 MWh of heat per year.

In 2012/13, 4 competitions were run some of which ran concurrently, Phase 2, Phase 2 top up, Phase 3 and Phase 3 top up. These will collectively be referred to as Phase 2 competitions. Through Phase 2 competitions, 79 social landlords, representing 113 projects, secured funding from the competitions to the total value of £7.4 million. Collectively, the 79 social landlords installed 3,763 renewable heating technologies in 3,591 homes. The total installed capacity for biomass boilers, ASHPs and GSHPs is 20.2 MW and it is estimated that the solar thermal systems installed are capable of providing 833.5 MWh of heat per year.

Claims for the final two social landlord competitions are currently being processed and paid. Data associated with these two competitions will be published shortly.

3.2.1 Installations by technology

Table 3.6 shows the number technology breakdown between Phase 1 and the Phase 2 competitions.

Table 3.6 - Installations by technology and phase, Great Britain, 30 June 2014

Region	Phase 1		Phase 2, 2 top-up, 3 and 3 top-up	
	Number	% of total	Number	% of total
Air source heat pump	749	78%	2,630	70%
Ground source heat pump	109	11%	37	1%
Biomass boiler	33	3%	356	9%
Solar thermal	70	7%	740	20%
Total	961		3,763	

Source:
Energy Saving Trust

3.2.2 Installations by region

The regional spread of installations varies between Phase 1 and Phase 2 competitions. The most notable difference is that installations in the South West accounted for over a quarter of installations in the Phase 2 competitions but less than a twentieth of installations in Phase 1.

Table 3.7 - Installations by region, Great Britain, 30 June 2014

Region	Phase 1		Phase 2, 2 top-up, 3 and 3 top-up	
	Number	% of total	Number	% of total
England	858	89%	3,243	86%
South West	35	4%	1,015	27%
South East	110	11%	545	14%
East of England	88	9%	706	19%
West Midlands	174	18%	270	7%
North West	100	10%	262	7%
Yorkshire and the Humber	106	11%	148	4%
East Midlands	177	18%	161	4%
North East	68	7%	32	1%
London	0	0%	104	3%
Scotland	50	5%	473	13%
Wales	53	6%	47	1%
Total	961		3,763	

Source:
Energy Saving Trust

3.3 RHPP: Communities scheme

DECC launched the Renewable Heat Premium Payments Communities Scheme on 24 July 2012. The scheme was a funding mechanism to assist communities in England, Wales and Scotland to support domestic renewable heat installations in privately owned homes. Biomass boilers, solar thermal systems, GSHPs, ASHPs and water source heat pumps were supported under the scheme.

28 community groups, representing 31 projects, received £910,809 in grant funding towards the cost of installing the renewable technology. From this, 364 renewable heating technologies were installed into 323 homes. The total installed capacity for biomass boilers, ASHPs and GSHPs is 3.9 MW and it is estimated that the solar thermal systems installed are capable of generating 0.1 MWh of heat per year. Substantially fewer GSHPs were installed under the communities scheme than the other eligible technologies.

Table 3.8 - Installations by technology for Communities scheme, Great Britain, 30 June 2014

Application status	Installations	
	Number	% of total
Air source heat pump	89	24%
Ground source heat pump	5	1%
Biomass boiler	132	36%
Solar thermal	138	38%
Total	364	100%

Note:
There is still one claim under review which is not included in the figures or tables.

Source:
Energy Saving Trust

Table 3.9 - Installations by region for Communities scheme, Great Britain, 30 June 2014

Region	Installations	
	Number	% of total
England	250	69%
South West	118	32%
South East	55	15%
East of England	7	2%
West Midlands	3	1%
North West	6	2%
Yorkshire and the Humber	36	10%
East Midlands	18	5%
North East	3	1%
London	4	1%
Scotland	61	17%
Wales	53	15%
Total	364	

Source:
Energy Saving Trust

Glossary

Accreditation (domestic and non-domestic)	A system that has submitted an application and has gone through full checks by Ofgem E-serve to make sure that it complies with the relevant conditions.
Application (domestic)	All attempted online applications, including both successful and unsuccessful submissions.
Application effective date	The date from which an applicant can claim RHI payments for the renewable heat generated by their system.
Capacity	The capacity of the system is the maximum power output. It depends on the installations size and technical capability.
Claimed voucher	A voucher issued following self-certification by the applicant which is then submitted to EST post-installation for final eligibility checks before payment.
Date of approval	The date on which Ofgem approved the eligibility of the application and accredited the installation.
Date of first submission	When the application was first registered with Ofgem.
Energy Savings Trust (EST)	The Energy Saving Trust Foundation gives impartial advice to communities and households on how to reduce carbon emissions. Their main activities include testing low carbon technologies, providing certificates and assurances to businesses and consumer goods and collecting and energy data. EST are responsible for the delivery of the RHPP scheme on behalf of the department.
Failed (domestic)	One or more of the fields on the online application were invalid or did not meet the eligibility criteria meaning that the application could not be submitted to Ofgem.
Full application (non-domestic)	A completed application submitted to Ofgem E-serve with a relevant system already installed.
Heat Pumps	A heat pump is a device that transfers thermal energy from a heat source to a heat sink (e.g. the ground to a house). There are many varieties of heat pump but for the purposes of the policies they fall into 3 categories: air, ground and water source heat pumps. The first word in the title refers to the heat source from which the pump draws heat. The pumps run on electricity, however less energy is required for their operation than they generate in heat, hence their status as a renewable technology.
Legacy	Refers to all applications for systems installed before the launch of the domestic RHI scheme on 9 April 2014, whether they claimed and RHPP voucher or not.
Microgeneration Certification Scheme (MCS)	The Microgeneration Certification Scheme (MCS) is an industry-led and internationally recognised quality assurance scheme, which demonstrates compliance to industry standards.
MW	MW stands for megawatt. A watt is a unit of power and a megawatt is a million watts.
MWh	MWh stands for a megawatt hour and is a unit of energy. It is equal to the amount of energy a system will generate in an hour whilst running at a megawatt power output.
New installations (non-Legacy)	Refers to applications for systems installed after the launch of the domestic RHI scheme on 9 April 2014.
Ofgem (Office of the Gas)	Ofgem is the regulator of the gas and electricity industries in Great

and Electricity Markets)	Britain. Ofgem E-Serve is Ofgem's delivery arm that administers the RHI scheme.
Redeemed voucher	A voucher which has been issued and subsequently, successfully returned and exchanged for its monetary value.
Rejected (domestic)	An application which has not met one or more of the eligibility criteria after being manually reviewed by Ofgem.
Renewable Heat	Heat energy that comes from a natural source.
Tariff band	The different rates paid per kWh of heat produced or bio-methane injected depending on the size and type of installation.
Under review	An application that is currently being considered for accreditation.

Scheme background

Non Domestic RHI

RHI payments are made to the owner of the heat installation, or producer of bio-methane for injection to the gas grid, over a 20 year period and tariff levels have been calculated to bridge the financial gap between the cost of conventional and renewable heat systems. The non-domestic phase of the RHI opened in November 2011.

Currently applicants may apply to receive payments on systems installed and commissioned any time after 15 July 2009 and for heat generated for a prescribed purpose such as space, water or process heating (not for electricity production). Producers of bio-methane for injection can also apply for registration. Installations below 45kW capacity must be certified under the Microgeneration Certification Scheme (MCS).

All heat generating systems must be fitted with a meter which measures the eligible heat output of the installation. Payment is calculated by multiplying the metered heat output (kWh) by the tariff rate (pence per kWh).

Change to Non-Domestic Regulations

Amendments to the Non-domestic RHI regulations came into force on the 28th April 2014. The changes to the regulations include, but are not limited to: alterations to some tariff rates, changes to some tariff banding structures and the addition of several other technologies to the scheme.

Domestic RHI

The domestic RHI is an incentive scheme where participants receive tariff payments for the heat generated from an eligible renewable heating system which is heating a single dwelling. Payments are made over a 7 year period and tariff levels for each eligible technology have been calculated to bridge the financial gap between the cost of renewable and off-gas heating systems.

The eligible technologies are air source heat pumps, ground source heat pumps, biomass boilers and biomass stoves with integrated boilers and solar thermal panels. All systems must be installed under the Microgeneration Certification Scheme (MCS) or an equivalent scheme. MCS is an independent mark of quality assurance for microgeneration products and their proper installation.

In most cases, the amount of renewable heat generated will be estimated ('deemed'). However, in some cases involving heat pumps and biomass systems, it will be assessed on meter readings, for example, where there is a secondary heating system in place. For heat pumps

and biomass systems, the deemed heat generation is estimated using values from the Energy Performance Certificate (EPC) of the relevant residence. An EPC contains values for the space heating and hot water demands of the property which have been calculated based on the physical characteristics of the dwelling. For solar thermal systems, the deemed amount is based on a calculation done by the MCS installer. In cases where metering is required, readings are used as the basis for working out RHI payments, capped at the deemed amount for that dwelling. In all cases, payment is calculated by multiplying the heat demand for the property by the tariff rate (pence per kWh).

Before applying for the RHI, applicants must have a Green Deal Assessment done on their property. They must also install loft and cavity wall insulation where these measures are recommended by their EPC, unless there are valid reasons not to. An updated EPC will be needed as evidence of their installation.

The scheme opened on 9 April 2014 and applicants may claim for eligible systems which were installed after 15 July 2009. Anyone who installs their heating system after 9 April 2014 can apply at any point, provided it is within 12 months of that installation. In order to control the flow of applications being received, Ofgem are taking a phased approach to those who installed their system between 15 July 2009 and 9 April 2014 (legacy applicants).

The approach is as follows:

- if the heating system was commissioned before 9 April 2014, but did not receive Renewable Heat Premium Payment (RHPP) funding, an application can be submitted now
- if RHPP funding was applied for before 20 May 2013 applicants will be permitted to apply three months after scheme launch, i.e. from 9 July 2014
- if RHPP funding was applied for on or after 20 May 2013 applicants will be permitted to apply six months after scheme launch, i.e. from 9 October 2014
- legacy applicants must apply before 9 April 2015. Recipients of public grants (including RHPP) will have their RHI payments adjusted accordingly.

RHPP Phase 1, Phase 2 and Phase 2 extension

The RHPP scheme was introduced as an interim measure in the absence of the domestic RHI. It was designed to support the uptake of domestic renewable heat and maintain the supply chain, to learn about renewable heat technologies and the way consumers use them to better shape the domestic RHI policy and contribute to the renewable energy target.

Phase 1 of the scheme ran from 1 August 2011 until 31 March 2012. Phase 2 opened on 1 May 2012 and closed on 5 April 2013. Phase 2 extension opened on the 1 April 2013 and will close on 31 March 2014.

Vouchers are issued to home owners with basic energy efficiency measures in place including loft insulation up to 250mm and cavity wall insulation where practical. Vouchers can be redeemed only upon the installation of an MCS accredited system and meter. The value of the

vouchers is fixed for each type of technology and has been calculated to equal approximately 10 per cent of the cost of installation.

Applicants that are not on the gas grid are able to claim vouchers when installing: heat pumps, solid biomass boilers or solar thermal systems.

Applicants on the gas grid are eligible to receive vouchers for solar thermal systems only.

The scheme is administered by the Energy Saving Trust (EST); more details on the eligibility criteria and the scheme in general can be found on the RHPP pages of their website.

Further information and feedback

Any enquiries or comments in relation to this statistical release should be sent to Max Enoch in DECC's Heat Statistics Team at the following email address: Max.Enoch@decc.gsi.gov.uk

Contact telephone: 0300 068 8027

The statistician responsible for this publication is William Rose.

Further information on energy statistics is available at <https://www.gov.uk/government/organisations/department-of-energy-climate-change/about/statistics>

Next release

The data contained in this publication are updated on a monthly basis, with the next data scheduled for web release at 9.30am on 21 August 2014. The next quarterly publication will be at 9:30 on 23 October 2014.

© Crown copyright 2014
Department of Energy & Climate Change
3 Whitehall Place
London SW1A 2AW
www.gov.uk/decc
URN: 14D/280