



Statutory Homelessness: July to September Quarter 2014 England

- If faced with the loss of their home, any household can apply to their local authority for acceptance for housing assistance. A household is considered homeless if they no longer have a legal right to occupy their accommodation or if it would no longer be reasonable to continue to live there, for example, if living there would lead to violence against them.

Household acceptances

- 13,900 households were accepted between 1 July and 30 September 2014, 4 per cent higher than during the same quarter of 2013.
- In the long term, acceptances peaked in 2003 before falling sharply until 2009. Acceptances in 2013 stood at just over a third (39 per cent) of the peak.

Households in temporary accommodation

- If a settled housing solution is not immediately available, accepted households may be placed in temporary accommodation.
- Of the households accepted in Q3 2014, 8,420 (60 per cent) were placed in temporary accommodation. The majority of the remaining households were able to stay in their existing accommodation for the time being.
- The total number of households living in temporary accommodation while awaiting placement in a settled home is measured on the last day of each quarter. On 30 September 2014 there were 60,940 households in temporary accommodation, 6 per cent higher than at the same date in 2013.
- In the long term, the number of households living in temporary accommodation peaked at the end of September 2004 before falling sharply until the end of 2010.



Housing *Statistical Release*

11 December 2014

CONTENTS

Introduction	2
Decisions	3
Acceptances	4
Immediate outcome	6
Temporary accommodation	7
Leaving temporary accommodation	10
Foreign nationals	11
Accompanying tables	12
Definitions	14
Technical notes	15
Enquiries	22

CONTACTS

Responsible Statistician:

Dan Howard

Statistical enquiries:

office hours:

0303 444 2625

homelessnessstats@communities.gov.uk

gsi.gov.uk

Media Enquiries:

0303 444 1201

press@communities.gsi.gov.uk

Date of next publication:

March 2015

Introduction

The term 'homeless' is often used to refer to people who are sleeping rough. However, a household will be considered as statutorily homeless by their local authority if they meet specific criteria set out in legislation (see page 20). Such households are rarely homeless in the literal sense of being without a roof over their heads, but are more likely to be threatened with the loss of, or are unable to continue with, their current accommodation.

Broadly speaking, somebody is statutorily homeless if they do not have accommodation that they have a legal right to occupy, which is accessible and physically available to them (and their household) and which it would be reasonable for them to continue to live in. It would not be reasonable for someone to continue to live in their home, for example, if that was likely to lead to violence against them (or a member of their family).

In cases where an authority is satisfied that an applicant is eligible for assistance, is in **priority need**, and has become homeless through no fault of their own, the authority will **owe a main homelessness duty** to secure settled accommodation for that household. Such households are referred to as **acceptances**.

Priority need groups include households with dependent children and/or a pregnant woman and individuals who are vulnerable in some way. Individuals are classed as vulnerable if they: have mental illness or physical disability; are a young person (16 to 17 years old, or 18 to 20 years old and vulnerable as a result of previously being in care); were vulnerable as a result of previously being in custody; were vulnerable as a result of previously being in HM Forces; or were forced to flee their home because of violence or the threat of violence.

When a main duty is owed the authority must ensure that suitable accommodation is available until a settled home becomes available. Households are either assisted to remain in their existing accommodation (duty owed, no accommodation secured) or are placed in **temporary accommodation** to await an offer of settled accommodation.

When a **main duty is not owed** (e.g. where the household is found to be intentionally homeless, not in priority need or not homeless), the authority must make an assessment of their housing needs and provide advice and assistance to help them find accommodation for themselves. Where an applicant falls into a priority need group but is intentionally homeless the authority must ensure that accommodation is available for a reasonable time to allow the household to find a home.

Key information is presented in this statistical release. Accompanying live tables are provided online at <https://www.gov.uk/government/statistical-data-sets/live-tables-on-homelessness> and are listed on pages 13 and 14. These form the underlying data used to produce most of the text and charts. The definitions section provides more detail of terms used within the release.

Decisions taken by local authorities on homelessness applications

This section reviews the decisions taken by local authorities on homelessness applications. The number of decisions includes all applications made to a local authority, excluding those who were ineligible (for instance, recent arrivals to the UK).

Between 1 July and 30 September 2014, local housing authorities received 27,970 applications for housing assistance under the homelessness legislation of the Housing Act 1996. This is 2 per cent lower than in the corresponding quarter in 2013. Historically, numbers of decisions and acceptances have been in decline since peaking in 2003. In 2008 and 2009 decisions and acceptances generally decreased before reversing direction in 2010 and stabilising around 2012. After seasonal adjustment, the number of decisions was 27,410, less than 1 per cent lower than in the previous quarter of 27,510.

27,970 applications for assistance under the 1996 Housing Act were made between 1 July and 30 September:

- 50 per cent were accepted (referred to as 'owed a main homelessness duty').

Of the remainder:

- 24 per cent were found not to be homeless;
- 18 per cent were found to be homeless but not in priority need; and
- 8 per cent were found to be intentionally homeless and in priority need.

Where a household is accepted the authority must ensure that suitable accommodation is available. The number of households found to be homeless through no fault of their own and in priority need was 4 per cent higher than the same quarter in 2013.

Where households are found to be intentionally homeless (up 4 per cent from the same quarter 2013); not in priority need (down 6 per cent from 2013); or not homeless (down 10 per cent from 2013) the authority will, when appropriate, provide assistance and advice to help them find accommodation for themselves.

The proportion of households accepted as owed a main homelessness duty as a percentage of decisions were 50 per cent, up slightly from 47 per cent of the same quarter last year. Households accepted as owed a main homelessness duty are explored further in the next section.

See Live Table 770: Decisions taken by local authorities under the 1996 Housing Act on applications from eligible households, England.

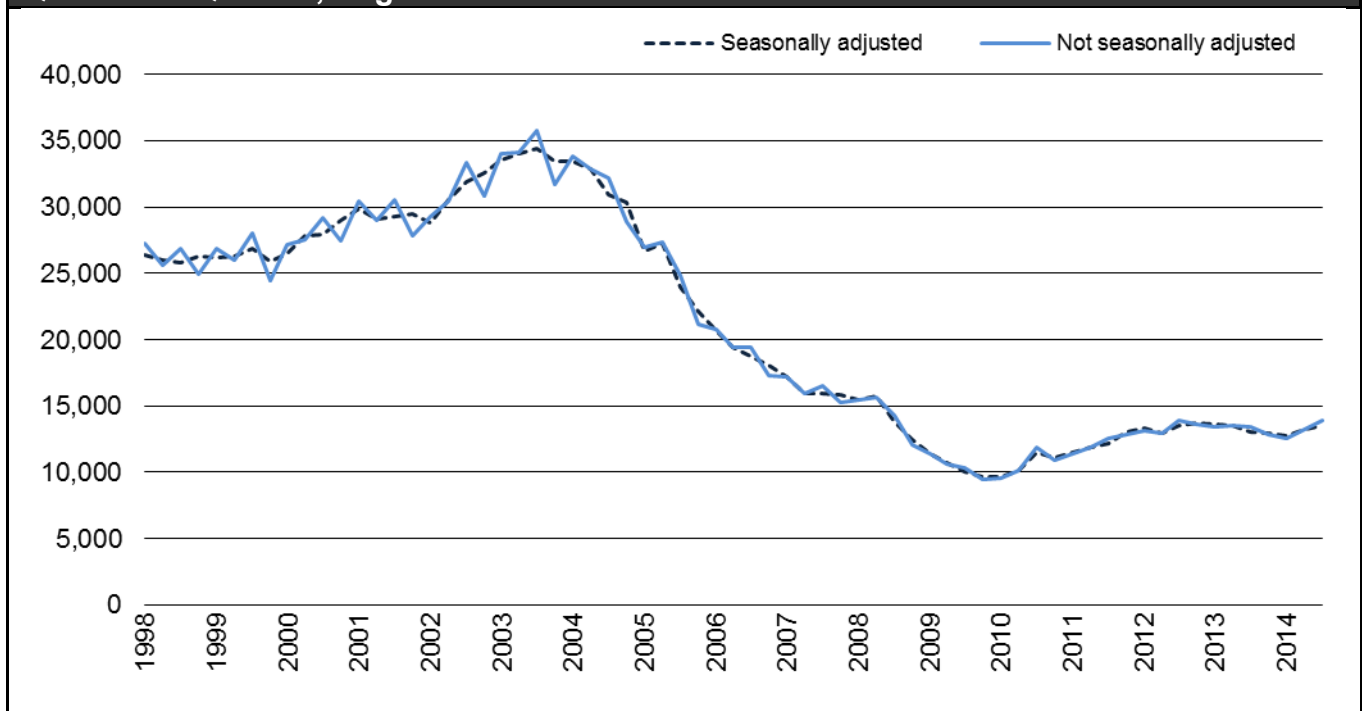
Households accepted as owed a main homelessness duty

This section looks at applicant households who local authorities accepted as owed a main homelessness duty. Figures are presented for all of England, followed by a sub-section for London separately.

England

In England between 1 July and 30 September 2014, local authorities accepted 13,900 households, up 4 per cent compared to the same quarter last year. After seasonal adjustment, the number of acceptances during the third quarter of 2014 was 13,520, an increase of 2 per cent from the seasonally-adjusted figure of 13,230 in the previous quarter.

Chart 1: Households accepted by local authorities as owed a main duty each quarter, Q1 1998 to Q3 2014, England



See Live Table 770: Decisions taken by local authorities under the 1996 Housing Act on applications from eligible households, England.

Chart 1 shows the number of acceptances in England since 1998. The number of acceptances peaked in 2003 at 135,590 before falling to a low of 41,780 in 2009. In 2013 the number of acceptances was approximately 60 per cent below the peak of 135,590 in 2003, and 27 per cent higher than the low of 41,780 four years before.

The most frequently occurring reason for the loss of the last settled home was the ending of an assured shorthold tenancy. An assured shorthold tenancy is a tenancy with a private landlord.

Most people who rent from a private landlord have an assured shorthold tenancy. Throughout England, the proportion of all acceptances due to the ending of an assured shorthold tenancy was 29 per cent, an increase from 26 per cent in the same quarter in 2013. The ending of an assured shorthold tenancy has been the most frequently occurring reason for the loss of last settled home for the last ten consecutive quarters. This may reflect the increase in the number of households living in the private rented sector. Recent data shows that the sector has doubled in size in the last ten years to reach 4 million households in 2012/13¹.

The number of acceptances where homelessness resulted from parents no longer able or willing to provide accommodation decreased by 10 per cent when compared to the same quarter of the previous year, from 2,240 (17 per cent of the total) to 2,010 (14 per cent) of households. The number of acceptances where homelessness resulted from friends or other relatives no longer able or willing to provide accommodation decreased by 1 per cent, from 1,700 (13 per cent of total) to 1,680 (12 per cent of total).

London

In London, the number of households accepted was 4,340. This is a decrease of 2 per cent from 4,420 during the same quarter a year earlier and accounts for 31 per cent of the England total. The number of acceptances in the rest of England increased 7 per cent from 8,960 in July to September 2013 to 9,560 in July to September 2014.

In London the main reason for the loss of last settled home was also the ending of an assured shorthold tenancy at 1,650 (38 per cent of London acceptances). This is an increase of 8 per cent from 1,540 (35 per cent of London acceptances) in the same quarter last year.

Relative levels of homelessness

To give an idea of levels of homelessness in relation to the population density, the rate of acceptances per 1,000 households can be calculated. Between July and September 2014 the number of homeless households was 0.61 per 1,000 households in England. In London, the rate was 1.26 and in the rest of England it was 0.49 per 1,000 households.

Acceptances of households that have re-applied

The Localism Act 2011 allows authorities to place homeless households into private rented sector and places a re-application duty on them if a household becomes unintentionally homeless again within two years. The third quarter of 2014 was the sixth quarter for which the Department collected figures from local authorities on the operation of this new duty. After rounding, 50 re-application decisions were made during July to September 2014. Forty of these were households that were accepted as being unintentionally homeless and in priority need, 10 cases were eligible but not homeless, and 10 cases were eligible but intentionally homeless. A fuller picture is expected to emerge over the next few quarters.

¹ English Housing Survey 2012/13: Households Report

See Live Table 770a: Re-application Duty: Decisions taken by local authorities on eligible households owed the reapplication duty under Section 195a of the Localism Act 2011, England 2011 to 2014.

A full breakdown of the reasons for loss of last settled home and other breakdowns, including age of accepted household, ethnicity, nationality, household type, priority need group and local authority can be found in the live tables at the link provided in the “Accompanying Live Tables” section of this release.

Immediate outcome for accepted households

When a household is accepted as homeless by a local authority, the authority has a duty to ensure that suitable accommodation is available. In some cases the household is provisionally able to remain in their existing accommodation to await an offer of alternative accommodation (referred to as 'duty owed, no accommodation secured'). In cases where this is not possible, the household will be housed in temporary accommodation arranged by the local authority.

Including the small number of cases accepted under the new re-application duty, there were 13,940 acceptances between 1 July and 30 September 2014. Of these, 8,420 (60 per cent) were placed in some form of temporary accommodation (see online table Detailed local authority level homelessness figures: July to September 2014). A more complete description of households in temporary accommodation is given in the next section.

For 4,050 accepted households (29 per cent), arrangements were made, with consent, to remain in their existing accommodation and a further 320 (2 per cent) made their own arrangements for the immediate future while awaiting the provision of alternative accommodation. This was an increase of 5 per cent from a combined total of 4,140 households in the same quarter in 2013.

Seven per cent of acceptances (950) were provided with settled accommodation by being granted a secure tenancy in local authority or private registered social landlord accommodation. One per cent (110 households) accepted an offer of an assured shorthold tenancy in the private rented sector.

The third quarter of 2014 was the sixth quarter for which figures were collected on the new power for local authorities to discharge their homeless duty by making an offer in the private rented sector. As an immediate outcome of being accepted, 110 households accepted such an offer and 50 rejected one.

See Table 777: Immediate outcome of decision by local authority to accept household as unintentionally homeless, eligible and in priority need.

Households in temporary accommodation

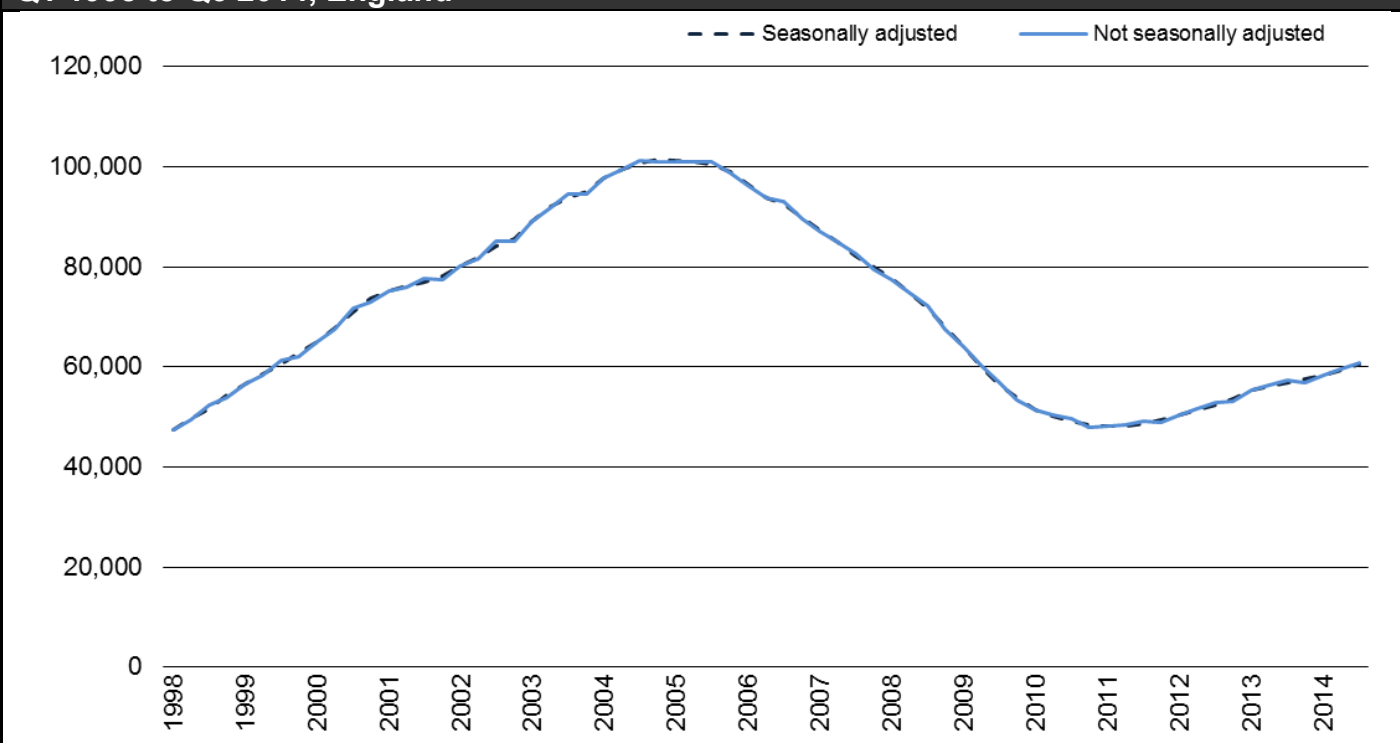
As already described, in the third quarter of 2014, 8,420 households were placed in temporary accommodation. Households also move out of temporary accommodation each quarter, most usually because they have been placed in settled accommodation (see 'Households leaving temporary accommodation and other temporary arrangements' on page 10).

In addition to collecting data on the numbers of households moving into and out of temporary accommodation, a 'snapshot' of all households living in temporary accommodation is counted on the last day of each quarter.

England

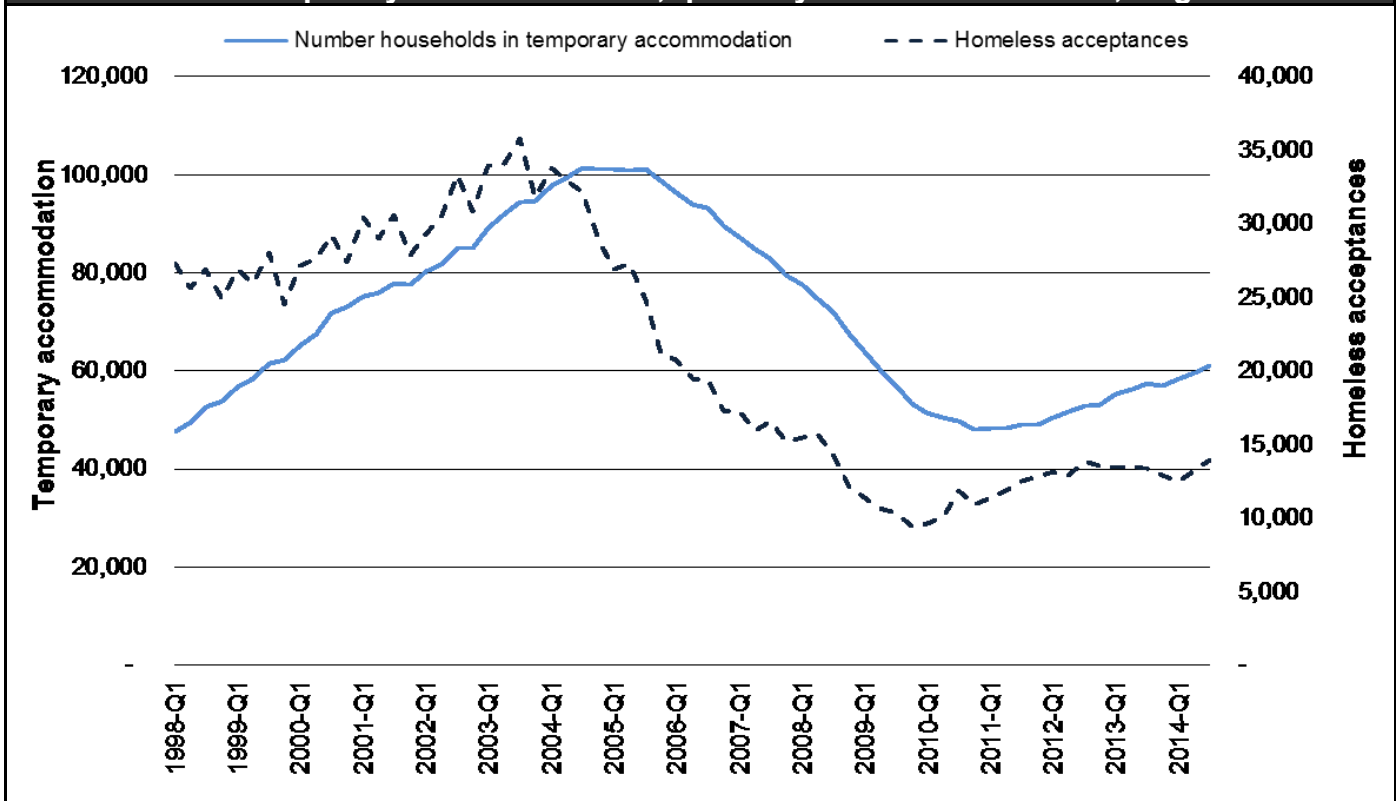
The number of households in [temporary accommodation](#) arranged by local authorities under homelessness legislation on 30 September 2014 was 60,940. This was 6 per cent higher than a year earlier. After seasonal adjustment, the number of households in temporary accommodation was 60,470, an increase of 2 per cent from 59,420 at the end of the previous quarter (Chart 2).

Chart 2: Number of households in temporary accommodation at the end of each quarter, Q1 1998 to Q3 2014, England



Historically, there tends to be a lag between changes in the number of acceptances and changes to the number of households in temporary accommodation. Chart 1 (on page 4) shows the increase in the number of acceptances that peaked in 2003 before falling off to 2009. Chart 2 shows that the number of households in temporary accommodation follows a similar pattern with a delay. The number of households in temporary accommodation peaked at the end of September 2004 before declining to a low of 48,000 at the end of 2010. The trends of acceptances and number of households in temporary accommodation are shown together in Chart 3.

Chart 3: Households accepted by local authorities as owed a main duty, and households in temporary accommodation, quarterly Q1 1998 to Q3 2014, England



See Live Table 775: Type of temporary accommodation: Households in temporary accommodation by type of accommodation, and cases where duty owed but no accommodation has been secured at the end of each quarter, England, London and Rest of England 1998 to 2014

Types of temporary accommodation

In England, at the end of September 2014, 84 per cent of households in temporary accommodation were in self-contained accommodation, stable from last year, with the actual number of households having increased by 7 per cent (from 48,100 to 51,220).

The number of households in temporary accommodation with shared facilities (bed and breakfast accommodation or hostels/women's refuges) increased by 4 per cent compared to the same date a year earlier, from 9,320 to 9,720 households. Of the number in shared facilities, there were 4,700 households living in bed and breakfast (B&B) accommodation (including those in shared 'annex' facilities), an increase of 2 per cent from 4,610 as at 30 September 2013.

The number of households in 'other private sector accommodation' has increased by 32 per cent² between 30 September 2013 and 30 September 2014, from 12,630 to 18,110 households. This comprises separate increases of 40 per cent for self-contained annexes (to 11,740 households), 18 per cent for 'other' temporary accommodation, such as supported lodgings and mobile homes

(to 3,120 households) and 17 per cent² for households renting direct from private sector landlords (from to 1,580 to 3,250 households).

Households with children

Of the 60,940 households in temporary accommodation on 30 September 2014, 45,620 included dependent children and/or a pregnant woman (within which households there were 87,420 children or expected children)³. The average number of children in those households in temporary accommodation with children is 1.9, having been at this level since 2007, although it dropped slightly to 1.8 in Q2 2013.

Of the 45,620 households with children, 40,510 (89 per cent) were in self-contained accommodation, up slightly from 88 per cent last year.

2,080 families with children were in bed and breakfast style accommodation as at 30 September 2014. This is a decrease of 4 per cent⁴ from 2,110 a year earlier and accounts for 5 per cent of all households with children in temporary accommodation. Of these 2,080 households, 500 (24 per cent) had been in bed and breakfast style accommodation for more than six weeks (70 of which were pending review). This represents a decrease of 38 per cent⁴ since the end of the same quarter last year, when the number was 800.

See Live Table 793: Families with children in Bed and Breakfast accommodation for more than 6 weeks excluding those pending review, by local authority

London

In London, the number of households in temporary accommodation at 30 September 2014 was 45,810. This is an 8 per cent increase compared to the same date in 2013 (42,260) and accounts for 75 per cent of the total England figure. In contrast, there was less than 1 per cent decrease in the number of households in temporary accommodation in the rest of England, from 15,160 to 15,130 in the current quarter.

² In the Jul-Sep quarter 2014 Westminster made changes to the way they classify types of temporary accommodation, including whether a private sector property was leased directly by the accepted household or by the local authority. In this quarter 1,396 cases were reported by Westminster as renting directly with the landlord, up from 213 total cases in the same quarter last year. Without counts for Westminster included, the national total for other private sector accommodation is 16,710 and the national total number of households renting direct from private sector landlords is 1,860. Percentage changes have been calculated after excluding data from Westminster this quarter.

³ National total includes 2,090 households with children reported by Newham. In the Jul-Sep quarter 2013, Newham incorrectly reported 0 households with children in temporary accommodation, meaning that to calculate percentage change Newham should be removed from the England total. Removing Newham gives a figure of 43,530 for 2013. Similarly the figure 82,690 should be used for the number of children in temporary accommodation in Q3 2014 to calculate percentage change.

⁴ To reflect that Newham incorrectly reported 0 families with children in bed and breakfast style accommodation last year their figures (62 families in B&B; 3 for more than 6 weeks) have been removed from appropriate England totals to calculate percentage changes.

The number of households in B&B accommodation in London as at 30 September 2014 was 2,380, a decrease of 12 per cent from 2,690 at 30 September 2013, and accounting for 51 per cent of the total England B&B figure.

Relative numbers of households in temporary accommodation

To give an idea of the relative numbers of households living in temporary accommodation inside London and in the rest of England in relation to the population density, the rate of households in temporary accommodation per 1,000 households can be calculated. In England between July and September 2014 there were 2.68 households living in temporary accommodation per 1,000 households. This can be broken down into 13.33 cases per thousand households in London and 0.78 cases per thousand households in the rest of England.

Households in temporary accommodation in another local authority district

Of the 60,940 households in temporary accommodation on 30 September 2014, 15,260 (25 per cent) were in accommodation in another local authority district. This is an increase of 29 per cent, from 11,860 (21 per cent) at the same date last year.

Of the 15,260 accommodated in another local authority district, 14,220 were from London authorities (93 per cent of the England total). This is an increase of 29 per cent from the same date last year when 10,940 such households were placed by London authorities.

Further breakdowns of households in temporary accommodation can be found in several of the live tables at the link provided in the Accompanying Live Tables section of this release.

Households leaving temporary accommodation and other temporary arrangements

Between 1 July and 30 September 2014, a main homelessness duty was ended for 10,800 households who had previously been in temporary accommodation or had remained, with consent, in their existing accommodation while awaiting the provision of alternative accommodation. This is a 3 per cent decrease from the same quarter in 2013.

7,140 (66 per cent) of these households were provided with settled accommodation, by accepting a "Part 6" offer of a tenancy in local authority or housing authority accommodation. This is five percentage points less than the same quarter in 2013 (7,840). A further 5 per cent refused such an offer, the same level as a year earlier. Five per cent accepted alternative offers of rented accommodation, up from 4 per cent a year earlier.

360 households accepted an offer of settled rented accommodation in the private sector, made under the Localism Act power, and 70 rejected such an offer.

14 per cent of households leaving temporary accommodation or other temporary arrangements did so on a voluntary basis, up 1 percentage point from a year earlier. The remaining households ceased to be eligible, or became intentionally homeless from the temporary accommodation provided for them.

See Table 778: Households leaving temporary accommodation (or no longer recorded "Duty owed, no accommodation secured"), by outcome, England 1998 to 2014.

Live Table 779 provides details of households leaving temporary accommodation (or no longer recorded as "duty owed, no accommodation secured") during each quarter, by length of stay for England and London.

Foreign national households

2,350 foreign national applicants were accepted as homeless between 1 July and 30 September 2014. Of these, 420 were European Economic Area (EEA) accession State nationals, 620 were from other EEA countries and 1,310 were from outside the EEA. During this period, foreign nationals accounted for 17 per cent of all acceptances. This proportion is a small increase from the same quarter last year, when there were 2,060 acceptances accounting for 14 per cent of all acceptances.

The accession States are countries whose nationals may be subject to the Home Office Worker Authorisation schemes for a transitional period: Bulgaria, Croatia, the Czech Republic, Estonia, Hungary, Latvia, Lithuania, Poland, Romania, Slovakia and Slovenia. Separate figures for decisions made on Croatian applicants were collected on the P1E form for the first time this quarter, following Croatia becoming an accession country on 1 July 2013. The 'other EEA' countries are Austria, Belgium, Cyprus, Denmark, Finland, France, German, Greece, Iceland, Ireland, Italy, Liechtenstein, Luxembourg, Malta, Netherlands, Norway, Portugal, Spain and Sweden.

See Live Table 785 Foreign Nationals decisions: Local authority assistance to foreign nationals under homelessness provisions of the 1996 Housing Act: decisions on applications for assistance, England; and Live Table 786 Foreign Nationals reason for eligibility: Local authority assistance to foreign nationals under homelessness provisions of the 1996 Housing Act: reason for eligibility of accepted households, England

Accompanying tables

Accompanying tables are available to download alongside this release. Please note that changes to some live tables have been introduced this quarter to improve accessibility to the data for users:

- 1) **Table 774** now shows data for England, with London and rest of England on separate tabs;
- 2) **Table 775** now shows data for England, with London and rest of England on separate tabs
- 3) **Table 777** now shows data for immediate outcome for household following authority's decision to accept as homeless and includes counts as well as percentages; data that was previously summarised in Table 777 is now presented in detail in Table 775;
- 4) **Table 778** shows data for households for whom a main duty has been ended, including households leaving temporary accommodation and those who were considered "duty owed, no accommodation secured".

Table 770 Decisions taken by local authorities under the 1996 Housing Act on applications from eligible households, England (including a map at local authority level)

Table 770a Re-application Duty: Decisions taken by local authorities on eligible households owed the reapplication duty under Section 195a of the Localism Act 2011, England 2011 to 2014

Table 771 Ethnicity: Households accepted by local authorities as owed a main homelessness duty by ethnicity, England, 1998 to 2014

Table 773 Reason for acceptance: Households accepted by local authorities as owed a main homelessness duty by priority need category, England 1998 to 2014

Table 774 Reason for loss of last settled home: Households accepted by local authorities as owed a main homelessness duty by reason for loss of last settled home, England, London and rest of England, 1998 to 2014

Table 775 Type of temporary accommodation: Households in temporary accommodation by type of accommodation, and cases where duty owed but no accommodation has been secured at the end of each quarter, England, London and Rest of England 1998 to 2014 (including a map at local authority level)

Table 777 Immediate outcome of decision by local authority to accept household as unintentionally homeless, eligible and in priority need

Table 778 Households leaving temporary accommodation (or no longer recorded "Duty owed, no accommodation secured"), by outcome, England 1998 to 2014

- Table 779** Length of time in temporary accommodation: Households leaving temporary accommodation or no longer recorded as "Duty owed, no accommodation secured" during each quarter, by length of time since acceptance, England and London, 1998 to 2014
- Table 780** Accepted household type: Homeless households in priority need accepted by local authorities by household type, England 2006 to 2014
- Table 781** Age of applicants: Homeless households in priority need accepted by local authorities by age of applicant, England 2006 to 2014
- Table 782** Household types in temporary accommodation, England 2006 to 2014
- Table 784** Local authorities' action under the homelessness provisions of the Housing Acts: financial year 2013/14
- Table 784a** Local authorities' action under the homelessness provisions of the Housing Acts: quarterly data for financial year 2014/15
- Table 785** Foreign Nationals decisions: Local authority assistance to foreign nationals under homelessness provisions of the 1996 Housing Act: decisions on applications for assistance, England
- Table 786** Foreign Nationals reason for eligibility: Local authority assistance to foreign nationals under homelessness provisions of the 1996 Housing Act: reason for eligibility of accepted households, England
- Table 793** Families with children in Bed and Breakfast accommodation for more than 6 weeks excluding those pending review, by local authority, Quarterly data from 2012 Q4

Detailed local authority level homelessness figures - Spreadsheets containing detailed figures at local authority level from sections E1 to E7 of the P1E return for each quarter from Q2 2013.

Figures for individual local authorities are included in Tables 784, 784a and 793.

* Tables giving regional totals have been frozen so as not to include figures for any periods after Q2 2012.

Table 772 * Homeless households accepted by local authorities, by region (including a map at regional level)

Table 776 * Homeless households in temporary accommodation at the end of each quarter, by region (including a map at regional level)

Table 783 * Homeless households in temporary accommodation at the end of each quarter, by type of accommodation and region

The above tables can be accessed at:

<https://www.gov.uk/government/statistical-data-sets/live-tables-on-homelessness>

Related DCLG statistical releases are available at:

<https://www.gov.uk/government/collections/homelessness-statistics>

Definitions

1. **Acceptances:** households found to be eligible for assistance, unintentionally homeless and falling within a priority need group (as defined by homelessness legislation - see paragraph 3 below), *during the quarter*, are referred to as “acceptances”. These households are consequently owed a main homelessness duty by a local housing authority. The main duty is to secure settled accommodation.

2. **Decisions:** refers to decisions taken in respect of all eligible households that apply for assistance under the Housing and Homelessness Acts. These do not therefore include households found to be ineligible for assistance (some persons from abroad are ineligible for assistance).

3. **Households for whom a duty is owed, but no accommodation has been secured:** these are households who have been accepted as being owed a main homelessness duty and for whom arrangements have been made for them, with consent, to remain in their existing accommodation (or to make their own arrangements) for the immediate future. This was previously referred to as “Homeless at Home”. Before the second quarter of 2005, figures were also collected on those potentially in this category but whose application was still under consideration pending a decision.

4. **Priority need groups:** include households with dependent children or a pregnant woman and people who are vulnerable in some way, e.g. because of mental illness or physical disability. The priority need categories were extended by Order in January 2002 to include, additionally: applicants aged 16 or 17; applicants aged 18 to 20 who were previously in care; applicants vulnerable as a result of time spent in care, in custody, or in HM Forces, and applicants vulnerable as a result of having to flee their home because of violence or the threat of violence (in addition to domestic violence, which is one of the original priority need groups). It is not possible to establish precisely how much of the changed profile of acceptances is attributable to the Order. Previously, some local authorities would have accepted households that fell within the new categories as having a priority need because of “another special reason”. This applies in particular to applicants such as vulnerable young people, and people fleeing domestic violence. Where applicants are accepted as homeless because of an emergency, for example fire or flood, this will always be recorded as the main priority need category.

5. **Self-contained accommodation:** this includes all temporary accommodation where the household has sole use of kitchen and bathroom facilities, including property held by local housing authorities, registered social landlords and private sector landlords. A distinction is made between this type of accommodation and accommodation where such facilities are shared with other

households (i.e. bed and breakfast, hostels and women's refuges).

6. **Temporary accommodation:** households in temporary accommodation (excluding those for whom a duty is owed, but no accommodation has been secured) *on the last day of the quarter*, as arranged by a local housing authority as a discharge of their statutory homelessness functions. In most cases, the authority is discharging a main homelessness duty to secure suitable accommodation until a settled home becomes available for the applicant and his/her household. However, the numbers also include households provided with accommodation pending a decision on their homelessness application, households pending a review or appeal to the county court of the decision on their case, or possible referral to another local authority, and households found to be intentionally homeless and in priority need who were being accommodated for such period as would give them a reasonable opportunity to find accommodation for themselves.

National Statistics Designation

The United Kingdom Statistics Authority has designated these statistics as National Statistics, in accordance with the Statistics and Registration Service Act 2007 and signifying compliance with the Code of Practice for Official Statistics. Designation can be broadly interpreted to mean that the statistics:

- meet identified user needs;
- are well explained and readily accessible;
- are produced according to sound methods; and
- are managed impartially and objectively in the public interest.

Technical notes

This statistical release does not include any totals for former government regions except London following the consultation on the publication of regional statistics in 2012. Further details are given in the Written Ministerial Statement of 18 December 2012, which is available at

<https://www.gov.uk/government/speeches/statistics-for-local-enterprise-partnerships-and-upper-tier-local-authorities>. Figures are given for London because they relate to the area covered by the Greater London Authority.

Data collection

Local housing authorities report their activities under Part 7 of the Housing Act 1996 (as amended by the Homelessness Act 2002 and the Localism Act 2011) to the Department for Communities and Local Government by completing the quarterly P1E statistical return. The P1E is a form designed by the Department to ask local authorities questions about statutory homelessness and the authority's activities both within and outside the legislative framework. Responses to questions about activities outside the legislative framework are published annually in Homelessness

Prevention and Relief:

<https://www.gov.uk/government/collections/homelessness-statistics#homelessness-prevention-and-relief>

Among other questions information on decisions made about homelessness applications, immediate outcomes and households in temporary accommodation is requested. A recent form and guidance notes can be found at: <https://www.gov.uk/homelessness-data-notes-and-definitions>.

Statutory homelessness statistics are published around 50 working days after the end of each quarter, on a pre-announced date in accordance with the Official Statistics Code of Practice.

The scope of this data collection and statistical release is limited to English local housing authorities' activities under homelessness legislation. This release does not contain data on other forms of homelessness, for example, rough sleeping. The devolved administrations publish their own statistics on statutory homelessness.

Data quality

All P1E returns submitted by local housing authorities undergo thorough validation and cross-checking, and late returns are pursued to ensure overall response is as complete and accurate as possible. Anomalous data are highlighted and verified by contacting the local authority. Local authorities also provide details of any data checks they undertake. These can take the form of audits (by either internal or external auditors), periodic quality checks on data extracts, or random quality checks. For the period 1 July to 30 September 2014, most authorities reported some form of checking on all data items in the return.

The validation process typically takes around six weeks, after which estimates for missing data are calculated. Local authorities are split into groups based on the former government region they are in and by type of authority. For example, the West Midlands area is split into two groups, one group of district and unitary authorities, the other of metropolitan districts. London is split into inner- and outer-London. Estimates are then calculated by an automated grossing procedure which either (i) updates previously reported data based on the changes observed in other authorities in the same group or (ii) apports totals based on ratios reported by these similar authorities.

The latest quarter's figures are based on full or partial returns for 325 out of 326 local authorities (99.7 per cent response). Section 7 of the form, covering households leaving temporary accommodation or other temporary arrangements had the lowest rate of return, with 17 local authorities not providing any figures. Overall (for sections 1 to 7 of the form), 96 per cent of cells were filled in by local authorities.

The Department for Communities and Local Government's statistical quality guidelines are published here:

<https://www.gov.uk/government/publications/statistical-notice-dclg-quality-guidelines>

Revisions policy

This policy has been developed in accordance with the UK Statistics Authority Code of Practice for Official statistics and the Department for Communities and Local Government Revisions Policy (found at <https://www.gov.uk/government/publications/statistical-notice-dclg-revisions-policy>). The policy covers two types of revision:

Non-Scheduled Revisions

Where a substantial error has occurred as a result of the compilation, imputation or dissemination process, the statistical release, live tables and other accompanying releases will be updated with a correction notice as soon as is practical.

Scheduled Revisions

Local authorities can update their P1E returns following publication of the data. At the end of each financial year, the figures for the eight quarters of the previous two years are routinely reviewed for revision. The previous Statutory Homelessness publication (January to March 2014) included revised figures for the previous eight quarters. This release revises figures for the previous two quarters. Provisional figures are labelled in the tables with a "P". Revised figures are labelled in the tables with "R".

Revisions to historic data (all data older than that currently due for scheduled revision) should be made only where there is a substantial revision, such as a change in methodology or definition. Where there are small changes that do not substantially change historic data, internal updates are maintained.

Uses of the data

The data in this statistical release form the basis of evidence on statutory homelessness. The data are used for a variety of purposes. Figures concerning decisions, and the numbers of households who have been accepted and those placed in temporary accommodation describe statutory homelessness in England and are used for international comparisons. Ministers and officials in the Department for Communities and Local Government use this information in the formulation and monitoring of policy, the allocation of resources, performance monitoring and to support bids for funding from the Treasury. The data are used to ensure democratic accountability in answers to Parliamentary Questions, ministerial correspondence, Freedom of Information Act cases and queries from the public.

The data in this statistical release are also used to monitor the Departmental Business Plan, first published on 8 November 2010 and refreshed on 31 May 2012. The plan includes an impact indicator on households in temporary accommodation. As at 30 September 2014, there were 56,930 households in temporary accommodation. This is 7 per cent higher than at the same date last year. On a seasonally-adjusted basis, 57,550 households were in temporary accommodation on 30 September, a 1 per cent increase from 56,930 in the previous quarter.

The refreshed Business Plan can be seen at:

<https://www.gov.uk/government/publications/dclg-business-plan-2012-to-2015>

Other Government departments also use the statistics, including DWP (monitoring those in temporary accommodation in receipt of housing benefit), DH (Public Health Outcomes Framework), DfE (Child poverty needs assessment toolkit for local authorities) and Defra (sustainable development indicators). Local housing authorities are both providers and users of the statistics and use the data extensively to plan services, allocate resources, monitor performance and benchmark against other authorities. The voluntary sector also uses the statistics to monitor and evaluate housing policy and for campaigning and fundraising purposes.

The following uses are made of data from particular sections of the P1E statistical return:

- Sections 1 – 7: data are used in this statistical release and Live tables 770 to 784a and 793.
- Section 8: this has been discontinued.
- Section 9: data on foreign nationals - used in this statistical release and Live tables 785 and 786.
- Section 10: prevention and relief data - used in the annual statistical release on homelessness prevention and relief and Live tables 787 to 792.

Other Government departments also use the statistics, including the Department for Work and Pensions, Health, Education, and Environment, Food and Rural Affairs. Local housing authorities use these statistics to plan services, allocate resources, monitor performance and benchmark against other authorities. The voluntary sector uses the statistics to monitor and evaluate housing policy and for campaigning and fundraising purposes.

Tell us what you think

Users are encouraged to provide feedback on how these statistics are used and how well they meet user needs. Comments on any issues relating to this statistical release are welcomed and encouraged. Responses should be addressed to the "Public enquiries" contact given in the "Enquiries" section below.

The Department's engagement strategy to meet the needs of statistics users is published here:

<https://www.gov.uk/government/publications/engagement-strategy-to-meet-the-needs-of-statistics-users>.

The Department's *Statistics Plan for 2011/12* (available at

<https://www.gov.uk/government/consultations/dclg-draft-statistics-plan-for-2011-to-2012>) sets out the Department's intention to reduce the detail of the statutory homelessness quarterly releases to include only the most high profile and volatile data, with a more detailed publication at year end. This approach is now being followed. The Statistics Plan was available for user consultation from 13 July to 3 December 2011 and the final version of the plan was published on 7 March 2012.

Legislation

Each local housing authority is required to consider housing needs within its area, including the needs of homeless households. Legislation places a statutory duty on local housing authorities to ensure that advice and assistance to all households is available free of charge.

Part 7 of the Housing Act 1996 (<http://www.legislation.gov.uk/ukpga/1996/52/contents>), as amended by the Homelessness Act 2002 (<http://www.legislation.gov.uk/ukpga/2002/7/contents>) and the Localism Act 2011 (<http://www.legislation.gov.uk/ukpga/2011/20/contents/enacted>), places statutory duties on local housing authorities to provide assistance to people who are homeless or threatened with homelessness. Authorities must consider all applications from people seeking accommodation or assistance in obtaining accommodation. A main homelessness duty (see below) is owed where the authority is satisfied that the applicant is eligible for assistance, unintentionally homeless and falls within a priority need group. The priority need groups are specified in the legislation, although definition 3 above provides a summary.

In 2002 an [Order](#) made under the 1996 Act extended the priority need categories to include applicants who: are aged 16 or 17; are aged 18 to 20 and previously in care; were previously in custody; were previously in HM Forces; or were forced to flee their home because of violence or the threat of violence.

Where a main duty is owed, the authority must ensure that suitable accommodation is available for the applicant and his or her household until a settled home becomes available for them. Where households are found to be intentionally homeless or not in priority need, the authority must make an assessment of their housing needs and provide advice and assistance to help them find accommodation for themselves. Where the applicant is found to be intentionally homeless but falls in a priority need category the authority must also ensure that accommodation is available for long enough to give the applicant a reasonable opportunity to find a home.

Methodology

1. The **seasonally adjusted** estimates have been produced using the X12-ARIMA model, in accordance with Official Statistics practices, which have then been constrained so that they are consistent with the unadjusted financial year totals. In the second quarter of 2009, seasonal adjustments were introduced for the households in temporary accommodation series, because this series was also found to be affected by seasonality.

2. **Rates per 1,000 households** have been calculated using the 2011-based household interim projections for 2014 (rather than the 2008-based household projections for 2012 used for 2012-13) produced by the Department for Communities and Local Government. These were published on 9 July 2013 and are available at Table 406 at the following link:

https://www.gov.uk/government/uploads/system/uploads/attachment_data/file/189965/AllTablesNo_nRegionalFinal_3.xls

3. National figures in the text and accompanying tables are presented rounded to the nearest 10 households or applicants. Local authority figures provided in the accompanying live tables are unrounded.

4. The maps are based upon Ordnance Survey material with the permission of Ordnance Survey on behalf of the Controller of Her Majesty's Stationery Office:

© Crown copyright 100018986 2011.

Related links

The Department now has an official linked open data site, which provides a selection of statistics on a variety of [themes](#) including homelessness. Its home page is at <http://opendatacommunities.org/> and some homelessness data sets derived from Live Table 784a are available at <http://opendatacommunities.org/themes/homelessness>.

The Department also releases information on Homelessness Prevention and Relief activity. The most recent publication, relating to local authority actions in the 2013-14 financial year, can be found at: <https://www.gov.uk/government/collections/homelessness-statistics#homelessness-prevention-and-relief>.

Rough sleeping statistics can be found at: <https://www.gov.uk/government/publications/rough-sleeping-in-england-autumn-2013>. These are due to be updated in February 2015.

Statistics on local authority revenue expenditure and financing in England can be found at the following link. The RO4 return within the Revenue Outturn suite relates to housing services and includes information on local authorities' expenditure on homelessness activities: <https://www.gov.uk/government/organisations/department-for-communities-and-local-government/series/local-authority-revenue-expenditure-and-financing>

Information on lettings of local authority and private registered provider properties in England are collected on the CORE (COntinuous REcording of Lettings and Sales in Social Housing) system. This includes information on whether lettings have been made to statutorily homeless households. Official Statistics are published at:

<https://www.gov.uk/government/organisations/department-for-communities-and-local-government/series/rents-lettings-and-tenancies>

An on-line analysis tool is available at: <https://core.communities.gov.uk/>

Pre-release access

Details of officials who receive pre-release access to the Department's quarterly Statutory Homelessness Statistical Release up to 24 hours before release can be found at:

<https://www.gov.uk/government/organisations/department-for-communities-and-local-government/about/statistics#pre-release-access-to-official-statistics>.

Devolved administration statistics

In **Scotland**, local authorities' homelessness duties under the Housing (Scotland) Act 1987 have been substantially amended by the Housing (Scotland) Act 2001 and the Homelessness etc. (Scotland) Act 2003. The 2001 Act extended the duties towards non-priority homeless households, ensuring they are provided with a minimum of temporary accommodation, advice and assistance. The 2003 Act introduced many changes, of which the target to abolish the priority need test by 2012 was the most significant. The target states that, by 31 December 2012, everyone assessed as being unintentionally homeless would be entitled to settled accommodation.

The framework of the assessment process is similar to that in England. Local authorities currently make enquiries as to whether the person is homeless, whether they have a priority need, whether they made themselves homeless intentionally, and whether they have a local connection with the local authority. However, the 2003 Act has removed or substantially amended the priority need, intentionality and local connection stages.

Data on applications are collected on the HL1 return, a continuous case level electronic data capture system. This case level data allows analysis of applications and breakdowns by combinations of characteristics which are not possible from the English local authority level P1E return. Cases can also be grouped to household level to identify instances of repeat homelessness.

Data on households in temporary accommodation at the end of each quarter are collected on the HL2 form which is completed by local authorities and records summary snapshot details in a similar way to the P1E. The HL2 return also contains information on households at risk of homelessness as defined under Section 11 of the Homelessness etc. (Scotland) Act 2003.

The most recent statutory homelessness statistics for Scotland are available at:

<http://www.scotland.gov.uk/Topics/Statistics/Browse/Housing-Regeneration/RefTables>

In **Wales**, local authorities are bound by the same statutory duties as those in England. The data are collected on a quarterly local authority level WHO12 return, similar to the P1E form in England. The most recent statutory homelessness statistics for Wales are available at:

<http://wales.gov.uk/topics/statistics/theme/housing/homeless/?lang=en>

In **Northern Ireland** statistics on homelessness are obtained from the Northern Ireland Housing Executive (NIHE). Under the Housing (NI) Order 1988, NIHE has a similar statutory responsibility to secure permanent accommodation for households who are unintentionally homeless and in

priority need; to secure temporary accommodation in a variety of circumstances and to provide advice and assistance to those who are homeless or threatened with homelessness. The most recent statutory homelessness statistics for Northern Ireland are available at:

http://www.dsdni.gov.uk/index/publications/housing_bulletins.htm

Comparing between countries

Statutory homelessness statistics for Wales and Northern Ireland are comparable with the English figures. However, actions taken by Scottish authorities since the 2003 Act to meet the target to abolish priority need by the end of 2012 mean that caution should be exercised when comparing Scotland and England figures or deriving a UK figure over that time period.

Enquiries

Media enquiries:

office hours: 0303 444 1168 or 0303 444 1159

out of hours: 0303 444 1201

Email: press@communities.gsi.gov.uk

Public enquiries

Email: homelessnessstats@communities.gsi.gov.uk

Information on Official Statistics is available via the UK Statistics Authority website:

www.statistics.gov.uk/hub/browse-by-theme/index.html

Information about statistics at DCLG is available via the Department's website:

www.gov.uk/government/organisations/department-for-communities-and-local-government/about/statistics

This Statistical Release, as well as previous releases, can be accessed and all text, tables and charts downloaded electronically, from the Department's website at:

<https://www.gov.uk/government/organisations/department-for-communities-and-local-government/series/homelessness-statistics>

Information about DCLG is available via the Department's website:

<https://www.gov.uk/government/organisations/department-for-communities-and-local-government>

The publication date for the fourth quarter (October to December) 2014 Statutory Homelessness Statistical Release will be in March 2015.

Crown copyright, 2014

Copyright in the typographical arrangement rests with the Crown.

You may re-use this information (not including logos) free of charge in any format or medium, under the terms of the Open Government Licence. To view this licence <http://www.nationalarchives.gov.uk/doc/open-government-licence/version/3/> or write to the Information Policy Team, The National Archives, Kew, London, TW9 4DU, or email: psi@nationalarchives.gsi.gov.uk.

This document/publication is also available on our website at www.gov.uk/dclg

If you have any enquiries regarding this document/publication, complete the form at <http://forms.communities.gov.uk/> or write to us at:

Department for Communities and Local Government
Fry Building
2 Marsham Street
London
SW1P 4DF
Telephone: 030 3444 0000

For all our latest news and updates follow us on Twitter: <https://twitter.com/CommunitiesUK>

December 2014

ISBN: 978-1-4098-4424-2