



# Ministry of Defence

## Statistical Series 5 - Activities Bulletin 5.02 - Operation HERRICK Redeployment Data for Vehicles, Major Items of Equipment and Materiel (October 2012 to September 2014)

### Statistical release

Published 29 October 2014

Issued by:  
Ministry of Defence,  
Floor 3 Zone K,  
Main Building,  
Whitehall,  
London,  
SW1A 2HB

The point of contact for this publication is the Web Development & Surveys Head of Branch.  
Tel: 020 7807 8792  
Email: [DefStrat-Stat-WDS-hd@mod.uk](mailto:DefStrat-Stat-WDS-hd@mod.uk)

The Background Quality Report for this publication can be found [here](#).

Would you like to be added to our contact list, so that we can inform you about updates to these statistics and consult you if we are thinking of making changes? You can subscribe to updates by emailing:  
[DefStrat-Stat-WDS-pubs@mod.uk](mailto:DefStrat-Stat-WDS-pubs@mod.uk)

Statistical Bulletin Series 5 provides information on various activities of the UK Armed Forces, including the progress made towards redeploying the equipment used as part of Operation HERRICK from Afghanistan to the UK. This information has been provided regularly to the Secretary of State for Defence and senior Ministry of Defence policy leads. This information is being made available following a recommendation by the House of Commons Defence Committee (HCDC) in their Afghanistan report (HC994) published in May 2014.

Bulletin 5.02 is a monthly publication that provides information on the number of Vehicles and Major Equipment (VaME) and amount of materiel redeployed from Afghanistan. Throughout this Bulletin, materiel is represented in volume terms as units equivalent to a 20 foot ISO container (Twenty foot Equivalent Units (TEUs)).

This edition provides statistics for financial years 2012/13 and 2013/14. The start date for the data is 1 October 2012 and the end date is 30 September 2014.

### Key Points

- The UK Armed Forces redeployment from Afghanistan commenced on 1 October 2012.
- During the first 24 months of redeployment (1 October 2012 - 30 September 2014), 3,029 VaME and 4,385 TEUs of materiel were moved.

### September 2014

- 221 VaME were redeployed from Afghanistan during September 2014.
- The cumulative number of VaME redeployed from Afghanistan by the end of September 2014 was 3,029.
- 265 TEUs of materiel were redeployed from Afghanistan during September 2014.
- The cumulative number of TEUs redeployed from Afghanistan by the end of September 2014 was 4,385.

---

## Further Information

Defence Statistics welcomes feedback on statistical products. If you have any comments or questions about this Statistical Bulletin or about our statistics in general, you can contact us as follows:

- Phone Defence Statistics (Web Development and Surveys) 020 7807 8792, or mil: 9621 78792.
- Email [DefStrat-Stat-Enquiries-Mailbox@mod.uk](mailto:DefStrat-Stat-Enquiries-Mailbox@mod.uk)

If you require information which is not available within this or other available publications, you may wish to submit a Request for Information under the Freedom of Information Act 2000 to the Ministry of Defence via the following link:

<https://www.gov.uk/government/organisations/ministry-of-defence#freedom-of-information>

# Key Findings

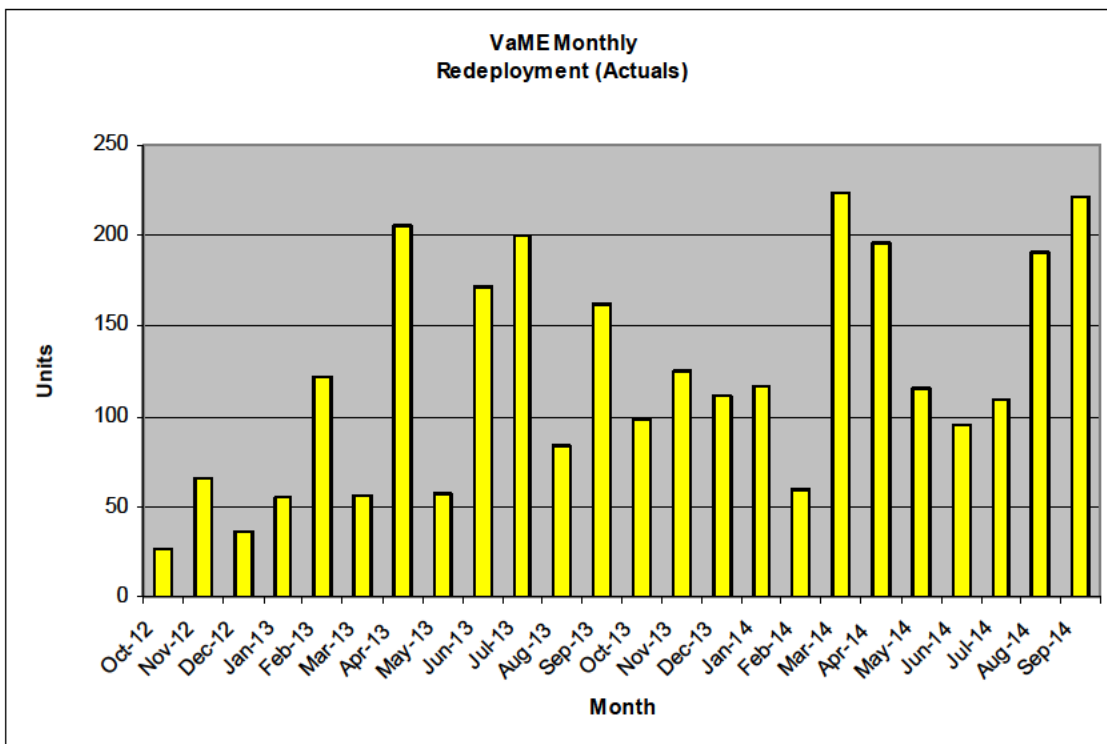
The following two bar charts and two graphs illustrate the number of VaME and TEUs that have been redeployed from Afghanistan to the UK, both on a monthly basis and as a cumulative total. The statistics are also tabulated in Annex A (Tables 5.02.01 to 5.02.04).

By way of explanation, VaME are classed as single units regardless of their volume or weight. Therefore a quad bike weighing a few hundred kilograms is classed as a single unit in the same way that a 26 Tonne MASTIFF armoured vehicle is classed as a single unit.

Matériel is a generic term for smaller pieces of equipment, apparatus and supplies and is represented in volume terms as a TEU.

## Number of VaME redeployed from Afghanistan each month since October 2012.

Table 5.02.01



The bar chart above illustrates the number of VaME redeployed from Afghanistan to the UK every month since 1 October 2012. The rate of redeployment from Afghanistan has been driven by the requirements of the Operation; as military capabilities were no longer required, they were either disposed of through a contractor in Afghanistan or redeployed from Theatre. The following provides some explanation of the variation in redeployment activity shown in Table 5.02.01:

**October 2012 - March 2013.** The trend between October 2012 and March 2013 is a general increase in the rate of redeployment. In particular, the spike shown in February 2013 was due to changes in the operational plan, which generated a surplus of VaME. This change in plan coincided with a routine end of tour for many Force Elements within Theatre.

**April 2013.** This spike in redeployment activity was enabled by an increase in transport aircraft supporting Operation HERRICK redeployment.

**May 2013.** The dip in activity was caused by a number of cancelled air transport flights.

**July 2013.** A spike during this period was a result of additional transport assets being committed, which provided outlets for a significant numbers of VaME that were already processed and awaiting redeployment.

**September 2013.** During September 2013, large numbers of VaME were redeployed via the Ground LoC running through Pakistan.

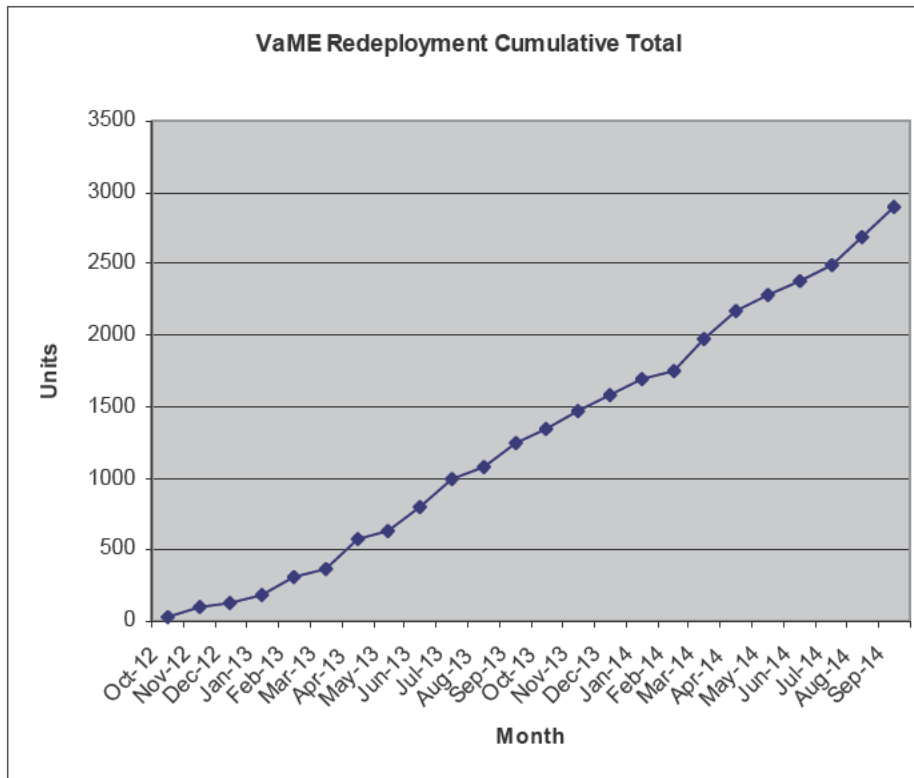
**January - March 2014.** In January 2014, Operation HERRICK redeployment planning was reviewed by the Permanent Joint Headquarters (PJHQ). As a result, a number of measures were taken to redeploy VaME and materiel early in order to de-risk redeployment towards the end of 2014.

**April 2014.** The redeployment spike in April 2014 was due, in part, to a significant number of Protected Mobility (PM) platforms being removed from operations as they were no longer required.

Detailed figures on the number of VaME redeployed monthly from Afghanistan to the UK since October 2012 can be found in [Table 5.02.01](#).

## VaME Redeployment Cumulative Totals (October 2012 to September 2014)

Table 5.02.02

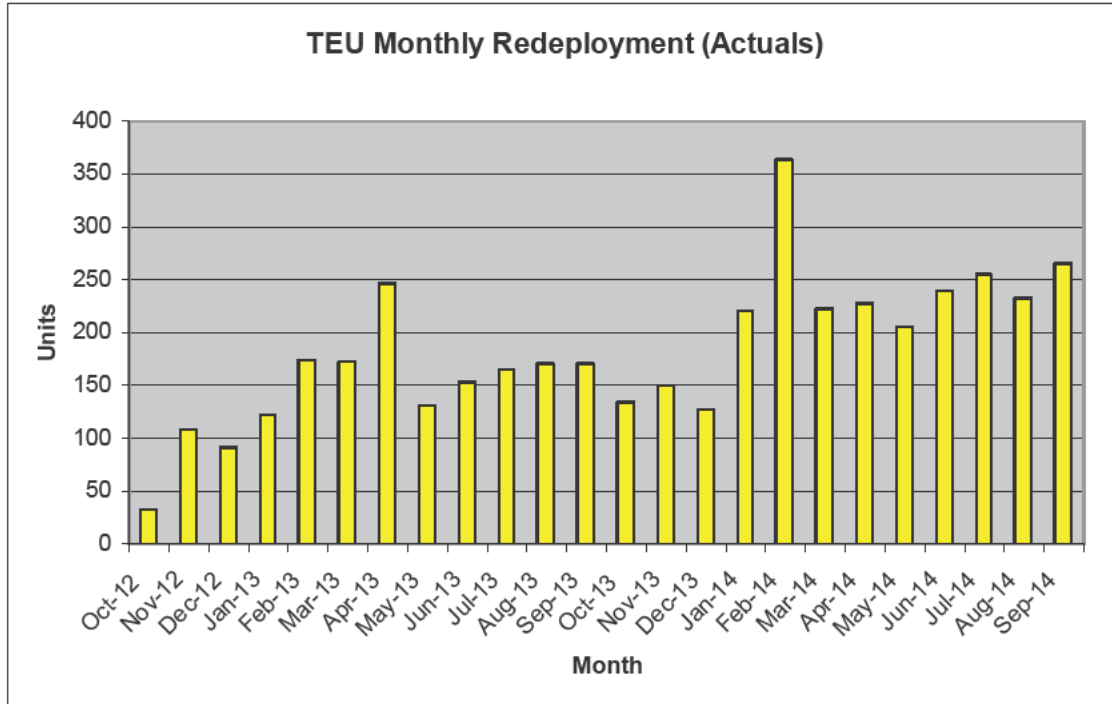


This graph demonstrates that the redeployment of VaME from Afghanistan has been steady and progressive in line with the PJHQ redeployment plan.

Detailed figures on the cumulative number VaME redeployed from Afghanistan to the UK since October 2012 can be found in [Table 5.02.02](#).

**Number of TEU redeployed from Afghanistan each month since October 2012.**

**Table 5.02.03**



All other materiel is, for the purpose of this high level reporting, articulated in volume terms and reported as units equivalent to a 20 foot ISO container (Twenty foot Equivalent Units(TEU)).

The bar chart above illustrates the redeployment profile of materiel from Afghanistan. The information below provides some explanation of the peaks and troughs reflected in the bar chart.

**April 2013.** The April 2013 spike in redeployment activity resulted from an increase in the use of the Surface LoC.

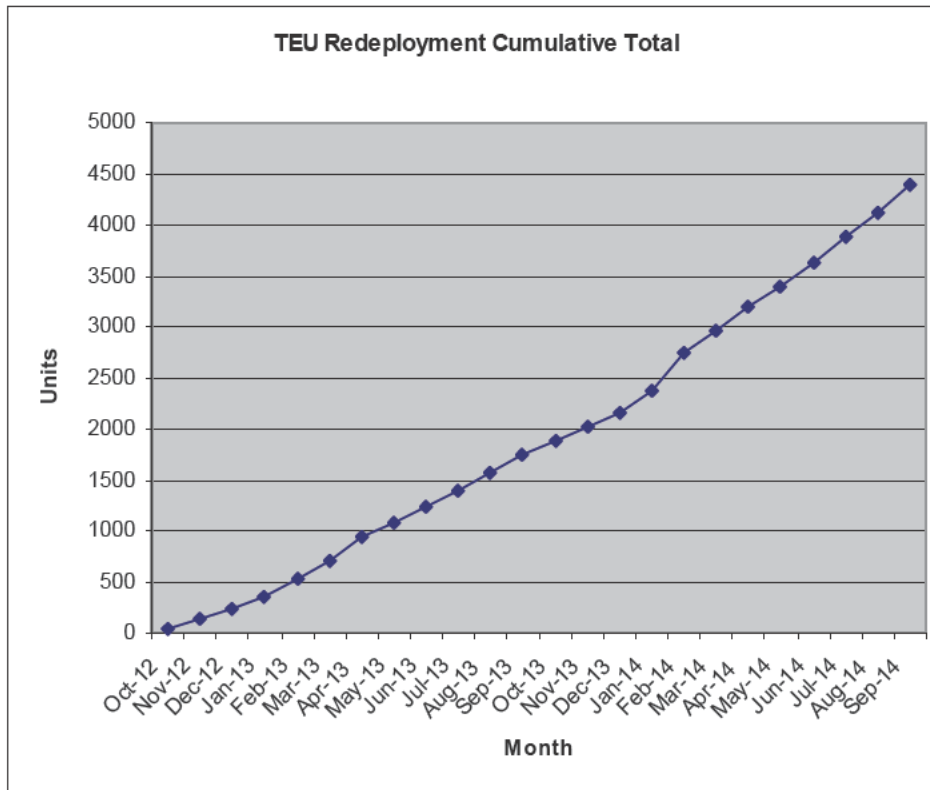
**October - December 2013.** The slight dip in redeployment activity between October and December 2013 was a direct reflection of operational design. As there was a pause in UK forward base closures, the materiel dividends were comparatively small. In addition, the Ground LoCs was closed in October 2013 and there were still concerns regarding its performance over the November-December 2013 timeframe.

**January - February 2014.** The Ground LoCs functioned well over this period and UK force design changes released a significant volume of materiel from Theatre inventories.

Detailed figures on the number of TEUs redeployed monthly from Afghanistan to the UK since October 2012 can be found in [Table 5.02.03](#).

## TEU Redeployment Cumulative Totals (October 2012 to September 2014)

Table 5.02.04



As with the VaME statistics this graph clearly demonstrates that the redeployment of materiel from Afghanistan has been steady and progressive in line with the PJHQ redeployment plan.

Detailed figures on the cumulative number TEUs redeployed from Afghanistan to the UK since October 2012 can be found in [Table 5.02.04](#).

---

# Background Information

## Context

This information is being made available following a recommendation from the HCDC. The main users of this data will be those interested in MOD activities. This is most likely to be the media, politicians, and the general public interested in Operation HERRICK.

## Data Sources

The data in Tables 5.02.01 to 5.02.04 originated from manual returns to the logistics headquarters in Afghanistan (JFSp(A)). The data was then sent to, and collated manually by, the PJHQ before being extracted by ACDS (Log Ops).

## Data Quality

The redeployment metrics VaME and TEU were designed specifically to report on redeployment progress to Ministers and senior officials. VaME and TEU are mutually exclusive units of measurement. These metrics are not used by operational commanders for logistic planning as they do not provide sufficient fidelity. For example:

- The weight and dimensions of any given item of VaME could vary significantly, for example, from a near 40 tonne Warrior armoured fighting vehicle to a quad bike weighing a few hundred kilograms.
- A TEU of materiel packed for road movement can be significantly different from a TEU of materiel packed for air movement; for most items, the governing factor for movement will be weight or specific dimensions rather than overall volume.

PJHQ and ACDS (Log Ops) personnel have undertaken quality control checks on the data provided in Tables 5.02.01 to 5.02.04. The data has also been subjected to sense checks by Government statisticians.

More information about the quality of this data can be found in the background quality report, which can be found via the link on the front page of this Bulletin.



# Glossary of Terms and Abbreviations

<b>ACDS (Log Ops)</b>	Assistant Chief of the Defence Staff (Logistic Operations)
<b>DSCOM</b>	Defence Supply Chain Operations and Movements
<b>HCDC</b>	House of Commons Defence Committee
<b>Operation HERRICK</b>	Codename for UK operations in Afghanistan
<b>JFSp(A)</b>	Joint Force Support (Afghanistan)
<b>LoC</b>	Line of Communication
<b>MOD</b>	Ministry of Defence
<b>PJHQ</b>	Permanent Joint Headquarters (Northwood)
<b>PM</b>	Protected Mobility (Protected and Armoured Vehicles, for example MASTIFF)
<b>TEU</b>	Twenty foot Equivalent Units.
<b>VaME</b>	Vehicles and Major Equipment.

## Annex A

**Table 5.02.01 - VAME ACTUAL NUMBERS REDEPLOYED FROM OPERATION HERRICK SINCE OCTOBER 2012 (BY MONTH)**

	Oct-12	Nov-12	Dec-12	Jan-13	Feb-13	Mar-13	Apr-13	May-13	Jun-13	Jul-13	Aug-13	Sep-13	Oct-13	Nov-13	Dec-13	Jan-14	Feb-14	Mar-14	Apr-14	May-14	Jun-14	Jul-14	Aug-14	Sep-14
<b>VaME Monthly Actuals</b>	27	66	36	55	122	56	206	57	172	200	84	162	99	125	111	116	59	224	196	115	95	109	191	221

**Table 5.02.02 - VAME ACTUAL CUMULATIVE REDEPLOYMENT TOTALS**

	Oct-12	Nov-12	Dec-12	Jan-13	Feb-13	Mar-13	Apr-13	May-13	Jun-13	Jul-13	Aug-13	Sep-13	Oct-13	Nov-13	Dec-13	Jan-14	Feb-14	Mar-14	Apr-14	May-14	Jun-14	Jul-14	Aug-14	Sep-14
<b>VaME Actual Rolling Redeployment Totals</b>	27	93	129	184	306	362	568	625	797	997	1,081	1,243	1,342	1,467	1,578	1,694	1,753	1,977	2,173	2,288	2,383	2,492	2,781	3,029

**Table 5.02.03 - TEU (MATERIEL) ACTUAL NUMBERS REDEPLOYED FROM OPERATION HERRICK SINCE OCTOBER 2012 (BY MONTH)**

	Oct-12	Nov-12	Dec-12	Jan-13	Feb-13	Mar-13	Apr-13	May-13	Jun-13	Jul-13	Aug-13	Sep-13	Oct-13	Nov-13	Dec-13	Jan-14	Feb-14	Mar-14	Apr-14	May-14	Jun-14	Jul-14	Aug-14	Sep-14
<b>TEU Monthly Actuals</b>	33	108	92	122	175	172	247	131	154	166	170	170	135	150	128	221	363	222	228	205	240	255	233	265

**Table 5.02.04 - TEU (MATERIEL) ACTUAL CUMULATIVE REDEPLOYMENT TOTALS**

	Oct-12	Nov-12	Dec-12	Jan-13	Feb-13	Mar-13	Apr-13	May-13	Jun-13	Jul-13	Aug-13	Sep-13	Oct-13	Nov-13	Dec-13	Jan-14	Feb-14	Mar-14	Apr-14	May-14	Jun-14	Jul-14	Aug-14	Sep-14
<b>TEU Actual Rolling Redeployment Totals</b>	33	141	233	355	530	702	949	1,080	1,234	1,400	1,570	1,740	1,875	2,025	2,153	2,374	2,737	2,959	3,187	3,392	3,632	3,887	4,120	4,385