

Baseline Design – Daylight Strategy

Introduction

Good quality daylight within the learning environment is essential. The aim of the baseline designs was to ensure sufficient levels of balanced glare-free light to all teaching spaces.

1.1 Climate Based Daylight Modelling (CBDM) – a different approach to daylight design in schools¹

The EFA Output Specification has a very different approach to daylight design compared with previous building programmes and school design guides. In the past, design for daylight within the learning environment has been a numerical process based on a static overcast sky. The ambition was to deliver a certain percentage of diffuse light into the space (daylight factors) and achieve a degree of uniformity. The Baseline schools have been designed using Climate Based Daylight Modelling (CBDM) which takes account of the quality and quantity of sunlight and daylight.

Using CBDM in place of daylight factors provides far greater detail about light distribution and intensity which allows the building design to be adjusted to maximise the use of sunlight and daylight. Annual weather data are used to calculate lux levels and targets can be set which are relative to user needs.

For the EFA Output Specification two criteria have been established, Useful Daylight Illuminance (UDI) and Spatial Daylight Autonomy (sDA).

UDI is defined as the annual occurrence of illuminances across the work-plane that is within a range considered “useful” by occupants – 100 to 3000 lux. This is subdivided:

- UDI-a (100 to 3000 lux) where electric lighting is acceptable and electric lighting wouldn't be needed for the majority of the day. Achieving a high UDI-a percentage signifies the space is predominantly daylit throughout and glare is controlled.
- UDI-e (above 3000 lux) where the amount of light would be considered excessive and a source of glare and the blinds would be closed.
- UDI-s (below 100 lux) where the light would be considered insufficient without electric lighting.

The output specification sets a minimum target of 80% UDI-a for each learning space, sports hall and exam area.

¹ The concept of CBDM has been around for a number of years and has been used on other types of buildings, the concept was also introduced in the Society of Light and Lighting (SLL), Lighting Guide 5 – Lighting for Learning.

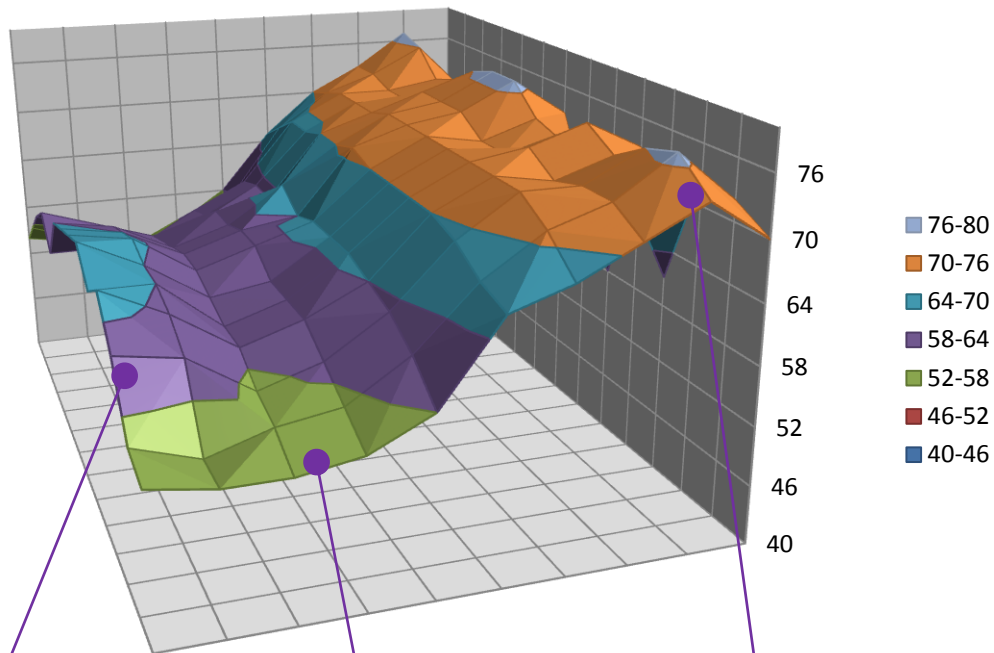
sDA is the amount of time a space can expect to reach a target illuminance level on the working plane. This criterion is aimed at delivering an energy efficient space. The output specification sets a minimum target sDA of 50% for each learning space, sports hall and exam area.

When undertaking UDI and sDA analysis, the calculation grids must relate to the use of the space and, where known, the furniture layout. If a space is flexible then the calculation grid must reflect that. Where it is known that desks or working areas will not be directly against walls then a 500mm perimeter zone in each room can be eliminated from the calculation area.

The graphs below show the modelling results obtained for the baseline design classrooms.

1.2 Daylight Analysis Results

Sample Classroom Daylight Autonomy Distribution

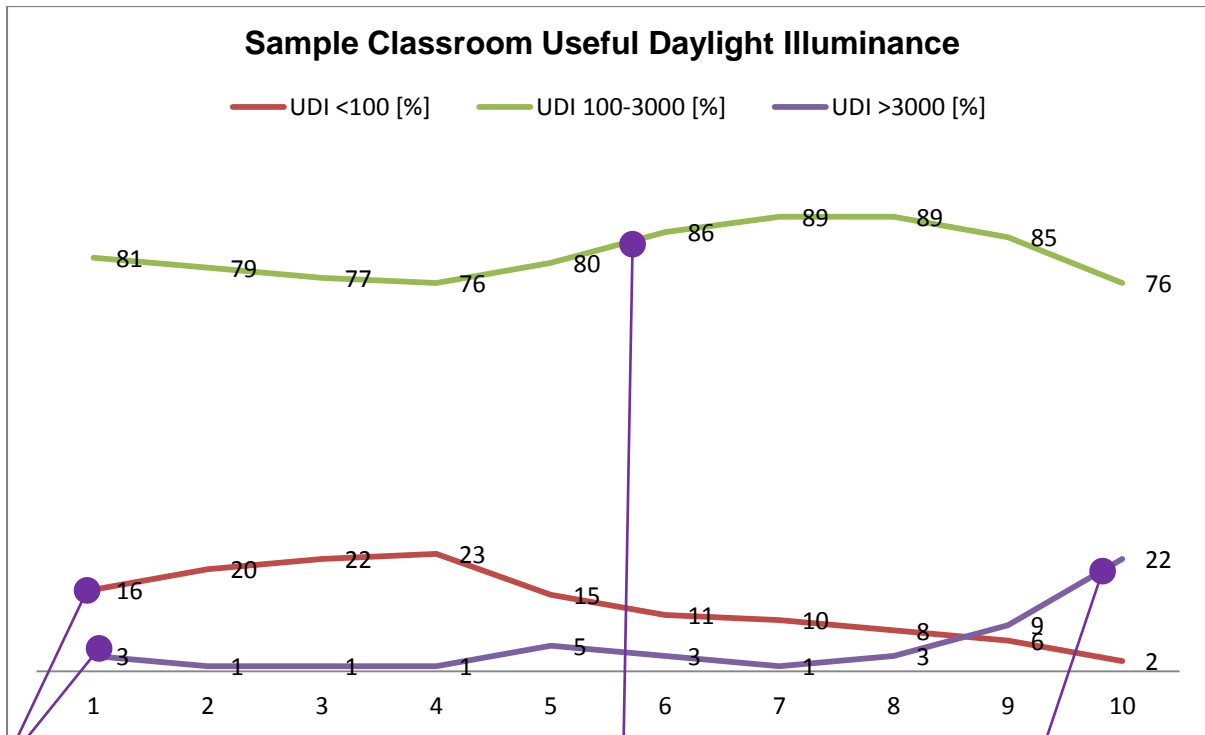


The secondary glazing at the back of the classroom has increased the spatial daylight autonomy.

At this point in the room the spatial Daylight Autonomy is approaching the target minimum of 50%.

A lightshelf is reducing the perimeter sDA and distributing the light to the back of the classroom.

1.3 Useful Daylight Illuminance



Secondary glazing will improve the UDI 100-3000 as it reduces the UDI <100 figure.

The target is a UDI 100-3000 of 80% for the learning space.

UDI >3000 will always rise adjacent to external glazing, equally UDI <100

The sample graph here shows the results of a UDI analysis for a classroom. Each line represents the results as if a line had been drawn down the centre of the room from the external window to the back wall. A 3D graph would provide further detail.

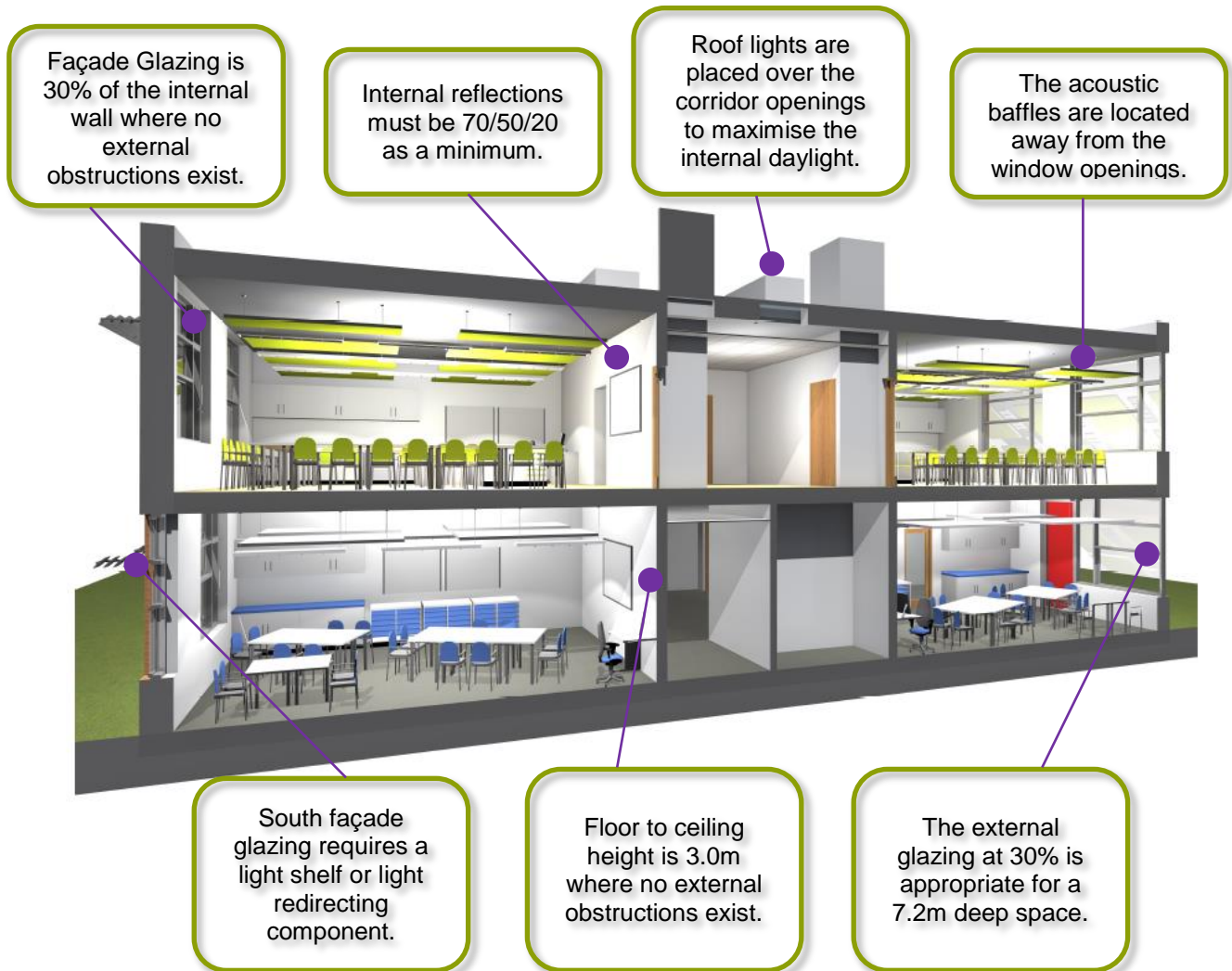
1.4 The baseline design solutions

The aim of the baseline designs was to provide not only sufficient functional light but also a well-balanced and visually comfortable day lit space. Key features of the day-lighting design are given below.

- Secondary school teaching spaces are typically 7.8m deep with light entering from two sides of the room.
- Primary school classrooms are 7.2m deep; the daylight is adequate with light from one side and meets the criteria in the EFA Output Specification.
- Tall window openings ensure light travels deep into the room. To achieve this requires there are to be no structural elements protruding below the structural slab along the building perimeter and small profile window frames are used.
- The floor to ceiling heights relate to the depth of the space to be daylit. 3m high in the 7.2m deep Primary classrooms and 3.3m high in the 7.8m deep secondary teaching spaces.
- Light shelves or other light redirection systems distribute light within the space and control high levels of daylight adjacent to the external windows.
- A minimum of 30% external glazing is provided to achieve the CBDM criteria. This assumes no external obstruction.
- Because CBDM takes into account the sun and sky intensity and the sun angle, different day-lighting solutions are provided for the different facades.
- The lighting design is co-ordinated with other building elements and services so as not to restrict the distribution of daylight within the space.

The images below show these features applied to the baseline designs.

1.5 Baseline Primary School Design – Section through classrooms



1.6 Baseline Secondary school (superblock) – section through dining hall



1.7 Baseline Secondary school (finger block) – section through teaching spaces

