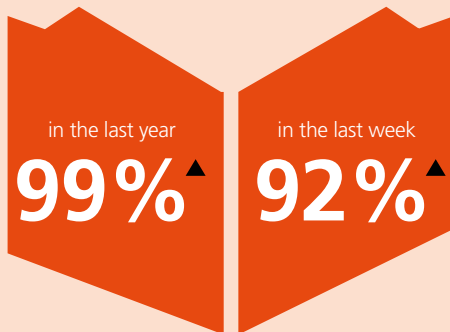


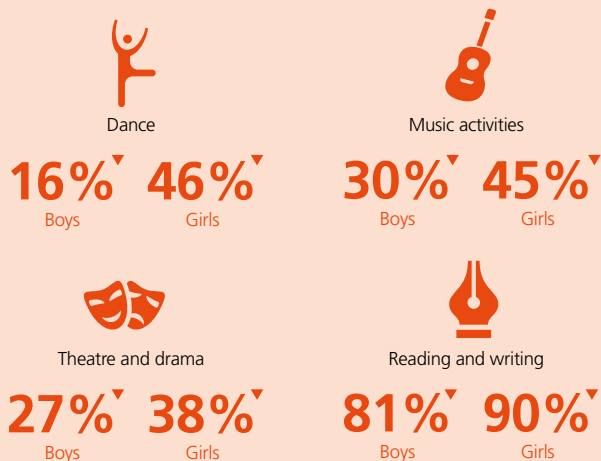
Art forms

Children

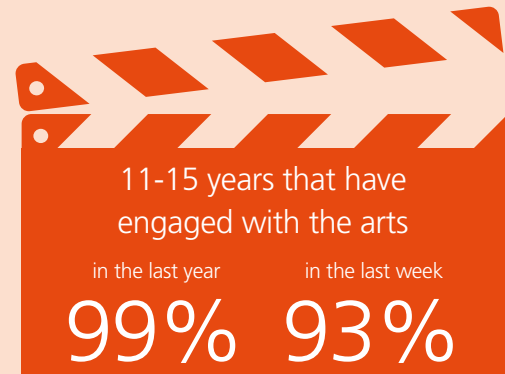
5-10 years that have engaged with the arts



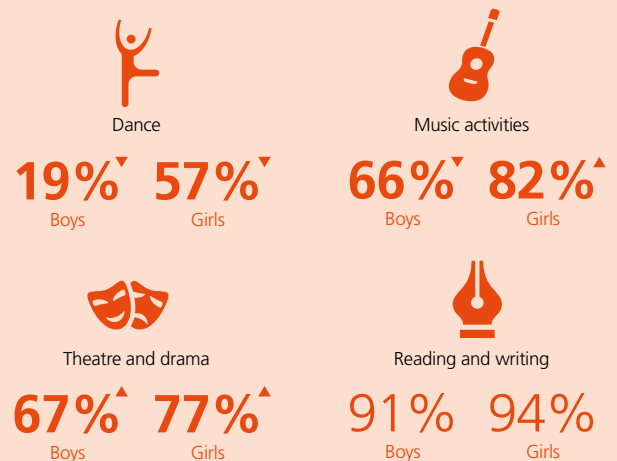
Arts activities done in the last 12 months among 5-10s



	Boys	Girls
Arts and crafts	71% [▼]	80% [▼]
Street arts or carnival	45%	44%
Film or video	69%	73%



Arts activities done in the last 12 months among 11-15s



	Boys	Girls
Arts and crafts	76% [▼]	89% [▲]
Street arts or carnival	38% [▲]	47% [▲]
Film or video	81% [▲]	87% [▲]

Data for 5-10 year olds relates to out of school activities only. Data for 11-15 years olds relates to activities undertaken both in and out of school.

TNS BMRB

Apr 2013 – Mar 2014

TNS

▲ indicates significant increase to 08/09
 ▼ indicates significant decrease to 08/09

▲ indicates significant increase to 09/10
 ▼ indicates significant decrease to 09/10