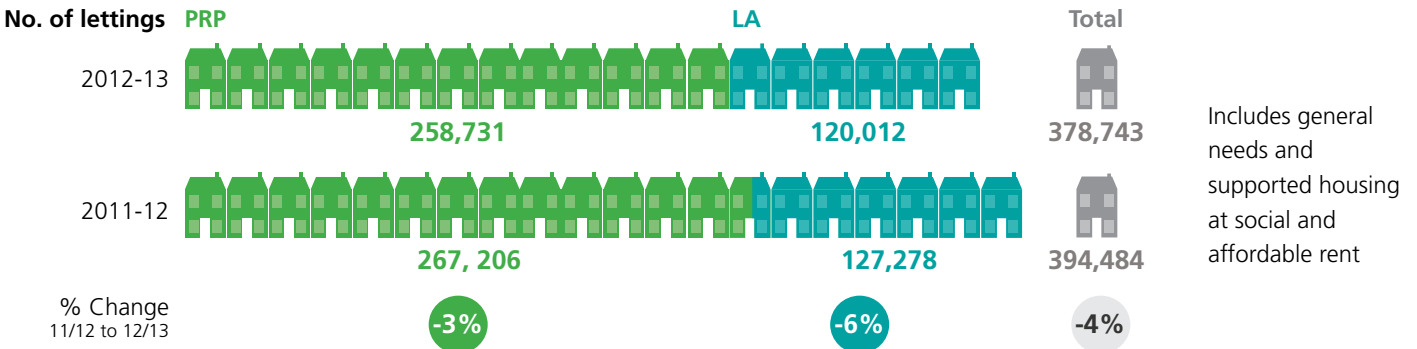


Social and Affordable Rent housing lettings in England, 2012/13

Social Lettings by housing type and provider, 2011/12 to 2012/13



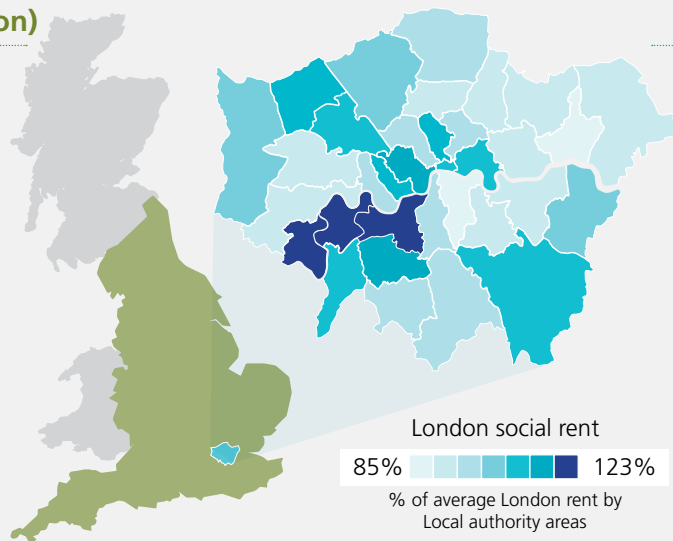
Average Weekly Rents (net of service charges)

Figures in circles indicate % of Market rents for lettings in 2012/13

England (including London)



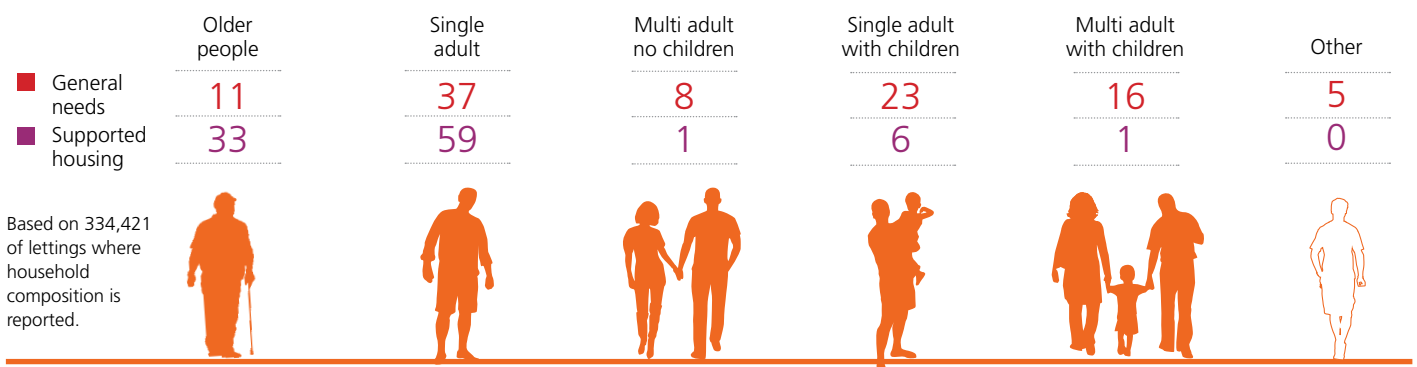
London



For general needs lettings there is a 5% and 6% average net weekly rent increase for England and London respectively.

¹From Valuation Office Agency for private market rents up to 31 March 2013 as at 30 May 2013 www.voa.gov.uk/corporate/statisticalReleases/130530_PrivateRentalMarket.html

Household Composition - % General Needs and Supported Housing



Average number of days property was vacant

Average number of days property was vacant from the void date, excluding any major repairs

General Needs

PRP	LA
28 days	37 days

Affordable Rent (general needs)

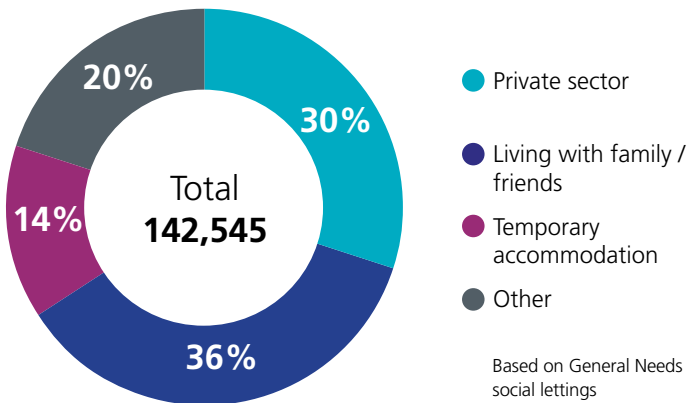
PRP
24 days

Number of Bedrooms: General Needs




	1 bedroom	2 bedrooms	3 bedrooms	4+ bedrooms	Total
Avg No. of household members	1.1	2.1	3.7	5.8	2.1
Number of lettings	88,844	89,323	49,584	5,584	233,334
Net weekly social rents (£)	£70.43	£80.99	£89.85	£111.35	£79.58

Previous tenure of those new to social housing



Lettings of new social properties - London



Lettings of new social general needs properties for England (including London) saw an overall decrease by 2.4% between 2011/12 to 2012/13

Household characteristics - % General Needs Lettings

Statutorily homeless

15

Eligible for housing benefit

79

Household's previous property under occupied

4

New to Local Authority

9

Black, and minority ethnic

18

New to social housing

61

Household's previous property overcrowded

16

UK National

91

Household in full or part time work

29



Data collected from Private Registered Providers (PRP) and Local Authorities (LA) in England from April 2012 to March 2013.

Local Authority data has been weighted at LA level using data from DCLG's Local Authority Housing Survey. Affordable Rent data has not been weighted.

Missing data has been imputed for Ethnicity, Nationality, Age, Gender and Economic Status. Affordable Rent data has not been imputed.

Missing, refused or don't know responses have been excluded from analyses.

To find out more, the CORE statistical release and supporting data tables for social housing lettings in England for April 2012 to March 2013 is available on the DCLG website at www.gov.uk/government/publications/social-housing-lettings-in-england-april-2012-to-march-2013

Sales data will be released on 10th October 2013.