

DASA (Price Indices)

Search and Rescue

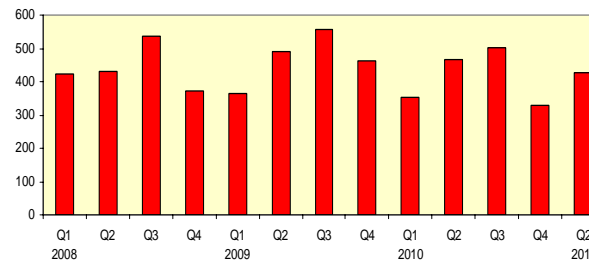
Quarterly Report Pocket Brief

April - June 2011

The full report is available at
<http://www.dasa.mod.uk>



3. UK & Overseas Summary: Persons-Quarterly Comparisons



6. UK & Overseas Helicopter Summary:

Callouts by Unit

| Qtr 2 2011 | 2008 | | | | 2009 | | | | 2010 | | | | 2011 | Average |
|----------------------|------------|------------|------------|------------|------------|------------|------------|------------|------------|------------|------------|------------|------------|------------|
| | Q1 | Q2 | Q3 | Q4 | Q1 | Q2 | Q3 | Q4 | Q1 | Q2 | Q3 | Q4 | Q2 | |
| RAF Boulmer | 34 | 59 | 75 | 43 | 54 | 51 | 62 | 47 | 54 | 50 | 50 | 39 | 50 | 53 |
| RAF Chivenor | 40 | 69 | 112 | 41 | 57 | 85 | 135 | 63 | 59 | 102 | 108 | 70 | 86 | 86 |
| RAF Leconfield | 39 | 69 | 72 | 52 | 45 | 51 | 66 | 42 | 32 | 47 | 60 | 35 | 49 | 54 |
| RAF Lossiemouth | 61 | 67 | 91 | 56 | 50 | 69 | 75 | 42 | 37 | 46 | 53 | 39 | 50 | 58 |
| RAF Valley | 43 | 44 | 82 | 53 | 62 | 93 | 111 | 56 | 48 | 79 | 94 | 47 | 87 | 76 |
| RAF Wattisham | 27 | 52 | 59 | 36 | 30 | 43 | 61 | 28 | 29 | 35 | 47 | 22 | 50 | 45 |
| RNAS Culdrose | 38 | 49 | 77 | 40 | 49 | 102 | 108 | 52 | 45 | 85 | 76 | 54 | 64 | 75 |
| HMS Gannet | 80 | 87 | 128 | 87 | 97 | 116 | 121 | 113 | 91 | 114 | 97 | 77 | 87 | 101 |
| Cyprus | 7 | 15 | 6 | 2 | 3 | 12 | 9 | 12 | 6 | 12 | 6 | 5 | 5 | 11 |
| Falklands | 28 | 17 | 7 | 14 | 22 | 3 | 4 | 16 | 13 | 3 | 10 | 12 | 9 | 8 |
| UK Other Helicopters | 1 | 0 | 0 | 0 | 0 | 0 | 1 | 0 | 0 | 0 | 0 | 0 | 0 | 0 |
| Overseas Others | 0 | 0 | 0 | 0 | 0 | 0 | 0 | 0 | 0 | 0 | 0 | 0 | 0 | 0 |
| Total | 398 | 528 | 709 | 424 | 469 | 625 | 753 | 471 | 414 | 573 | 601 | 400 | 537 | 566 |

1. UK & Overseas Summary

| | Total Callouts | UK Helicopters | Overseas Helicopters | Fixed Wing Aircraft | Mountain Rescue | Marine Craft | Persons Moved |
|--------------------|----------------|----------------|----------------------|---------------------|-----------------|--------------|---------------|
| 2011 Apr | 185 | 180 | 3 | 0 | 2 | 0 | 140 |
| May | 172 | 160 | 6 | 0 | 6 | 0 | 130 |
| Jun | 190 | 183 | 5 | 0 | 2 | 0 | 159 |
| Qtrly total | 547 | 523 | 14 | 0 | 10 | 0 | 429 |

| | Total Callouts | UK Helicopters | Overseas Helicopters | Fixed Wing Aircraft | Mountain Rescue | Marine Craft | Persons Moved |
|---------|----------------|----------------|----------------------|---------------------|-----------------|--------------|---------------|
| 2008 Q1 | 447 | 363 | 35 | 15 | 34 | 0 | 423 |
| Q2 | 551 | 496 | 32 | 3 | 20 | 0 | 432 |
| Q3 | 737 | 696 | 13 | 4 | 24 | 0 | 537 |
| Q4 | 444 | 408 | 16 | 7 | 13 | 0 | 371 |
| 2009 Q1 | 495 | 444 | 25 | 4 | 22 | 0 | 365 |
| Q2 | 652 | 610 | 15 | 6 | 21 | 0 | 489 |
| Q3 | 781 | 740 | 13 | 2 | 26 | 0 | 555 |
| Q4 | 490 | 443 | 28 | 2 | 17 | 0 | 464 |
| 2010 Q1 | 437 | 395 | 19 | 3 | 20 | 0 | 353 |
| Q2 | 585 | 558 | 15 | 0 | 12 | 0 | 465 |
| Q3 | 613 | 585 | 16 | 0 | 12 | 0 | 501 |
| Q4 | 415 | 383 | 17 | 0 | 15 | 0 | 328 |

4. UK & Overseas Helicopter Summary

| Callouts | | | | | Persons | | | | |
|-----------------|------------|------------|------------|-------------|-----------------|------------|------------|------------|-------------|
| Apr - Jun 2011 | | | | | Apr - Jun 2011 | | | | |
| | Apr | May | Jun | Qtrly Total | | Apr | May | Jun | Qtrly Total |
| RAF Boulmer | 18 | 16 | 16 | 50 | RAF Boulmer | 8 | 10 | 13 | 31 |
| RAF Chivenor | 25 | 26 | 35 | 86 | RAF Chivenor | 15 | 12 | 34 | 61 |
| RAF Leconfield | 19 | 17 | 13 | 49 | RAF Leconfield | 16 | 10 | 21 | 47 |
| RAF Lossiemouth | 14 | 10 | 26 | 50 | RAF Lossiemouth | 12 | 9 | 14 | 35 |
| RAF Valley | 29 | 28 | 30 | 87 | RAF Valley | 26 | 31 | 29 | 86 |
| RAF Wattisham | 23 | 14 | 13 | 50 | RAF Wattisham | 11 | 7 | 9 | 27 |
| RNAS Culdrose | 17 | 21 | 26 | 64 | RNAS Culdrose | 18 | 18 | 22 | 58 |
| HMS Gannet | 35 | 28 | 24 | 87 | HMS Gannet | 31 | 21 | 15 | 67 |
| Cyprus | 1 | 1 | 3 | 5 | Cyprus | 1 | 1 | 0 | 2 |
| Falklands | 2 | 5 | 2 | 9 | Falklands | 2 | 5 | 2 | 9 |
| UK Other | 0 | 0 | 0 | 0 | UK Other | 0 | 0 | 0 | 0 |
| Overseas Other | 0 | 0 | 0 | 0 | Overseas Other | 0 | 0 | 0 | 0 |
| Total | 183 | 166 | 188 | 537 | Total | 140 | 124 | 159 | 423 |

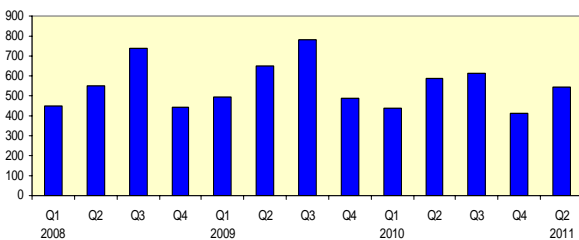
UK Others' includes: RAF Others, Royal Navy Others, Other Helicopters

7. UK & Overseas Helicopter Summary:

Persons by Unit

| Qtr 2 2011 | 2008 | | | | 2009 | | | | 2010 | | | | 2011 | Average |
|----------------------|------------|------------|------------|------------|------------|------------|------------|------------|------------|------------|------------|------------|------------|------------|
| | Q1 | Q2 | Q3 | Q4 | Q1 | Q2 | Q3 | Q4 | Q1 | Q2 | Q3 | Q4 | Q2 | |
| RAF Boulmer | 22 | 40 | 80 | 43 | 30 | 31 | 40 | 48 | 48 | 44 | 34 | 43 | 31 | 37 |
| RAF Chivenor | 33 | 51 | 89 | 38 | 45 | 76 | 117 | 66 | 39 | 89 | 75 | 53 | 61 | 69 |
| RAF Leconfield | 20 | 59 | 39 | 45 | 21 | 31 | 48 | 32 | 19 | 32 | 51 | 18 | 47 | 42 |
| RAF Lossiemouth | 39 | 57 | 58 | 45 | 41 | 43 | 53 | 34 | 32 | 42 | 48 | 34 | 35 | 44 |
| RAF Valley | 50 | 51 | 57 | 59 | 51 | 91 | 68 | 86 | 46 | 66 | 104 | 47 | 86 | 74 |
| RAF Wattisham | 20 | 31 | 21 | 15 | 17 | 27 | 30 | 8 | 20 | 20 | 30 | 13 | 27 | 26 |
| RNAS Culdrose | 37 | 40 | 61 | 31 | 44 | 74 | 93 | 67 | 37 | 71 | 66 | 41 | 58 | 61 |
| HMS Gannet | 77 | 72 | 120 | 78 | 76 | 110 | 94 | 98 | 88 | 94 | 82 | 60 | 67 | 86 |
| Cyprus | 1 | 4 | 0 | 0 | 1 | 3 | 0 | 5 | 3 | 0 | 0 | 2 | 2 | 2 |
| Falklands | 118 | 16 | 7 | 10 | 30 | 2 | 3 | 19 | 13 | 3 | 10 | 11 | 9 | 8 |
| UK Other Helicopters | 0 | 0 | 0 | 0 | 0 | 0 | 1 | 0 | 0 | 0 | 0 | 0 | 0 | 0 |
| Overseas Others | 0 | 0 | 0 | 0 | 0 | 0 | 0 | 0 | 0 | 0 | 0 | 0 | 0 | 0 |
| Total | 417 | 421 | 532 | 364 | 356 | 488 | 547 | 463 | 345 | 461 | 500 | 322 | 423 | 448 |

2. UK & Overseas Summary: Callouts-Quarterly Comparisons



5. UK & Overseas Helicopter Summary

| Average Flying Hours Per Callout | | | | | Average Distance From Base (Nautical Miles) | | | | |
|----------------------------------|------|------|------|-----------|---|-----|-----|-----|-----------|
| Apr - Jun 2011 | | | | | Apr - Jun 2011 | | | | |
| | Apr | May | Jun | Qtrly Avg | | Apr | May | Jun | Qtrly Avg |
| RAF Boulmer | 1.28 | 1.59 | 1.30 | 1.39 | RAF Boulmer | 47 | 56 | 58 | 53 |
| RAF Chivenor | 1.03 | 1.02 | 1.18 | 1.09 | RAF Chivenor | 31 | 37 | 38 | 36 |
| RAF Leconfield | 1.06 | 0.59 | 1.09 | 1.04 | RAF Leconfield | 29 | 43 | 36 | 36 |
| RAF Lossiemouth | 1.46 | 2.07 | 1.56 | 1.55 | RAF Lossiemouth | 65 | 65 | 56 | 60 |
| RAF Valley | 1.09 | 1.11 | 1.31 | 1.17 | RAF Valley | 22 | 26 | 31 | 26 |
| RAF Wattisham | 0.58 | 1.24 | 0.54 | 1.04 | RAF Wattisham | 36 | 41 | 38 | 38 |
| RNAS Culdrose | 1.13 | 1.25 | 1.19 | 1.19 | RNAS Culdrose | 30 | 30 | 43 | 36 |
| HMS Gannet | 1.30 | 1.17 | 1.22 | 1.23 | HMS Gannet | 47 | 54 | 47 | 49 |
| Cyprus | 1.15 | 0.55 | 4.27 | 3.06 | Cyprus | 40 | 3 | 21 | 21 |
| Falklands | 2.15 | 1.20 | 2.12 | 1.44 | Falklands | 25 | 46 | 33 | 38 |
| UK Other | - | - | - | 0.00 | UK Other | - | - | - | - |
| Overseas Other | - | - | - | 0.00 | Overseas Other | - | - | - | - |

Average Flying Hours are expressed in Hours and Minutes. (Flying time excludes periods where an aircraft lands, whether the engines are shut down or not).

8. UK & Overseas Helicopter Summary:

Callouts by Unit & Type of Assistance

| Qtr 2 2011 | Total Callouts | Type of Assistance | | | | | | | | | | | | | | | | | | | |
|----------------------|----------------|--------------------|---------------|------------|------------------|-------------|----------|-----------------|----------|-----------|-----------|-----------|----------|---------------|-----------|-----------|-------------|----------|------------|----------|--------------|
| | | Rescue | Search-Rescue | Medrescue | Search-Medrescue | Medtransfer | Recovery | Search-Recovery | Transfer | Civil Aid | Search | Top Cover | Assist | Search-Assist | Recalled | Not Req | False Alarm | Hoax | Precaution | Aborted | Search-Abort |
| RAF Boulmer | 50 | 1 | 0 | 26 | 2 | 0 | 0 | 0 | 0 | 5 | 1 | 0 | 0 | 15 | 2 | 1 | 0 | 0 | 0 | 0 | 0 |
| RAF Chivenor | 86 | 6 | 1 | 32 | 1 | 8 | 1 | 0 | 1 | 0 | 9 | 0 | 1 | 19 | 5 | 0 | 0 | 0 | 1 | 0 | 0 |
| RAF Leconfield | 49 | 7 | 1 | 16 | 1 | 2 | 0 | 0 | 0 | 11 | 1 | 1 | 0 | 8 | 1 | 0 | 0 | 0 | 0 | 0 | 0 |
| RAF Lossiemouth | 50 | 0 | 3 | 24 | 1 | 0 | 1 | 0 | 0 | 8 | 1 | 0 | 1 | 8 | 1 | 2 | 0 | 0 | 0 | 0 | 0 |
| RAF Valley | 87 | 7 | 2 | 50 | 6 | 1 | 1 | 1 | 0 | 0 | 4 | 0 | 2 | 1 | 5 | 4 | 0 | 0 | 0 | 3 | 0 |
| RAF Wattisham | 50 | 5 | 1 | 13 | 0 | 3 | 0 | 0 | 0 | 0 | 11 | 2 | 1 | 1 | 10 | 1 | 0 | 1 | 1 | 0 | 0 |
| RNAS Culdrose | 64 | 6 | 1 | 29 | 0 | 14 | 1 | 0 | 0 | 3 | 2 | 0 | 0 | 5 | 3 | 0 | 0 | 0 | 0 | 0 | 0 |
| HMS Gannet | 87 | 3 | 1 | 38 | 4 | 10 | 0 | 0 | 0 | 6 | 3 | 0 | 2 | 11 | 7 | 0 | 1 | 0 | 1 | 0 | 0 |
| Cyprus | 5 | 1 | 0 | 0 | 0 | 1 | 0 | 0 | 0 | 2 | 1 | 0 | 0 | 0 | 0 | 0 | 0 | 0 | 0 | 0 | 0 |
| Falklands | 9 | 0 | 0 | 3 | 0 | 5 | 0 | 0 | 0 | 1 | 0 | 0 | 0 | 0 | 0 | 0 | 0 | 0 | 0 | 0 | 0 |
| UK Other Helicopters | 0 | 0 | 0 | 0 | 0 | 0 | 0 | 0 | 0 | 0 | 0 | 0 | 0 | 0 | 0 | 0 | 0 | 0 | 0 | 0 | 0 |
| Overseas Others | 0 | 0 | 0 | 0 | 0 | 0 | 0 | 0 | 0 | 0 | 0 | 0 | 0 | 0 | 0 | 0 | 0 | 0 | 0 | 0 | 0 |
| Total | 537 | 36 | 10 | 231 | 15 | 44 | 4 | 1 | 2 | 2 | 58 | 10 | 5 | 6 | 78 | 24 | 3 | 2 | 1 | 4 | 1 |

9. UK & Overseas Helicopter Summary:

Persons by Unit & Type of Assistance

| Qtr 2 2011 | Total Persons | Rescue | Search-Rescue | Medrescue | Search-Medrescue | Medtransfer | Recovery | Search+Recovery | Transfer |
|----------------------|---------------|-----------|---------------|------------|------------------|-------------|----------|-----------------|----------|
| RAF Boulmer | 31 | 2 | 0 | 27 | 2 | 0 | 0 | 0 | 0 |
| RAF Chivenor | 61 | 13 | 1 | 36 | 1 | 8 | 1 | 0 | 1 |
| RAF Leconfield | 47 | 27 | 1 | 16 | 1 | 2 | 0 | 0 | 0 |
| RAF Lossiemouth | 35 | 2 | 4 | 27 | 1 | 0 | 1 | 0 | 0 |
| RAF Valley | 86 | 19 | 5 | 53 | 6 | 1 | 1 | 1 | 0 |
| RAF Wattisham | 27 | 9 | 1 | 15 | 0 | 2 | 0 | 0 | 0 |
| RNAS Culdrose | 58 | 10 | 2 | 31 | 0 | 14 | 1 | 0 | 0 |
| HMS Gannet | 67 | 10 | 1 | 42 | 5 | 9 | 0 | 0 | 0 |
| Cyprus | 2 | 1 | 0 | 0 | 0 | 1 | 0 | 0 | 0 |
| Falklands | 9 | 0 | 0 | 3 | 0 | 5 | 0 | 0 | 1 |
| UK Other Helicopters | 0 | 0 | 0 | 0 | 0 | 0 | 0 | 0 | 0 |
| Overseas Others | 0 | 0 | 0 | 0 | 0 | 0 | 0 | 0 | 0 |
| Total | 423 | 93 | 15 | 250 | 16 | 42 | 4 | 1 | 2 |

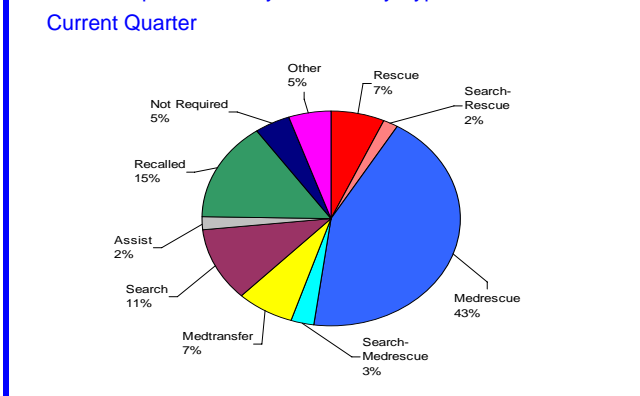
10. UK Helicopter Summary: Callouts by Type of Assistance

| | | Total Callouts | Rescue | Search-Rescue | Medrescue | Search-Medrescue | Medtransfer | Recovery | Search+Recovery | Transfer | Civil Aid | Search | Top Cover | Search-Assist | Recalled | Not Required | False Alarm | Hoax | Precation | Aborted | Search-Abort |
|--------------------|------------|----------------|-----------|---------------|-----------|------------------|-------------|----------|-----------------|----------|-----------|-----------|-----------|---------------|-----------|--------------|-------------|----------|-----------|----------|--------------|
| 2011 Apr | 180 | 13 | 5 | 68 | 5 | 16 | 1 | 1 | 0 | 0 | 26 | 4 | 1 | 2 | 31 | 5 | 1 | 1 | 0 | 0 | 0 |
| 2011 May | 160 | 8 | 4 | 72 | 4 | 14 | 1 | 0 | 0 | 0 | 17 | 3 | 2 | 0 | 25 | 4 | 2 | 0 | 1 | 3 | 0 |
| 2011 Jun | 183 | 14 | 1 | 88 | 6 | 8 | 2 | 0 | 1 | 0 | 14 | 3 | 2 | 4 | 22 | 15 | 0 | 1 | 0 | 1 | 1 |
| Qtrly Total | 523 | 35 | 10 | 228 | 15 | 38 | 4 | 1 | 1 | 0 | 57 | 10 | 5 | 6 | 78 | 24 | 3 | 2 | 1 | 4 | 1 |
| 2008 Q1 | 363 | 17 | 7 | 114 | 17 | 33 | 6 | 5 | 3 | 3 | 66 | 2 | 6 | 12 | 42 | 12 | 8 | 2 | 1 | 5 | 2 |
| 2008 Q2 | 496 | 34 | 7 | 192 | 14 | 56 | 6 | 0 | 1 | 0 | 64 | 6 | 8 | 11 | 70 | 16 | 5 | 1 | 0 | 3 | 2 |
| 2008 Q3 | 696 | 32 | 13 | 259 | 18 | 55 | 13 | 2 | 0 | 0 | 97 | 5 | 6 | 17 | 119 | 34 | 10 | 7 | 0 | 8 | 1 |
| 2008 Q4 | 408 | 15 | 6 | 152 | 6 | 64 | 2 | 1 | 6 | 0 | 58 | 1 | 5 | 13 | 43 | 17 | 7 | 4 | 0 | 5 | 3 |
| 2009 Q1 | 444 | 16 | 18 | 148 | 14 | 52 | 4 | 2 | 2 | 0 | 82 | 5 | 9 | 13 | 44 | 13 | 2 | 3 | 0 | 14 | 3 |
| 2009 Q2 | 610 | 23 | 21 | 274 | 12 | 51 | 8 | 7 | 1 | 0 | 70 | 6 | 6 | 9 | 77 | 27 | 8 | 2 | 0 | 7 | 1 |
| 2009 Q3 | 740 | 35 | 17 | 306 | 22 | 53 | 5 | 3 | 2 | 1 | 81 | 14 | 14 | 19 | 98 | 39 | 19 | 5 | 1 | 6 | 2 |
| 2009 Q4 | 443 | 21 | 19 | 157 | 10 | 57 | 1 | 3 | 9 | 0 | 52 | 3 | 5 | 5 | 61 | 24 | 6 | 1 | 1 | 6 | 2 |
| 2010 Q1 | 395 | 21 | 6 | 150 | 19 | 57 | 4 | 1 | 4 | 0 | 47 | 1 | 8 | 2 | 44 | 11 | 5 | 5 | 2 | 8 | 0 |
| 2010 Q2 | 558 | 33 | 10 | 269 | 13 | 46 | 1 | 1 | 3 | 1 | 48 | 8 | 7 | 3 | 74 | 27 | 7 | 3 | 1 | 3 | 0 |
| 2010 Q3 | 585 | 32 | 14 | 254 | 19 | 42 | 3 | 2 | 2 | 0 | 56 | 8 | 7 | 7 | 78 | 33 | 14 | 5 | 2 | 6 | 1 |
| 2010 Q4 | 383 | 18 | 10 | 140 | 9 | 57 | 5 | 2 | 0 | 1 | 34 | 4 | 9 | 6 | 45 | 16 | 3 | 2 | 4 | 16 | 2 |

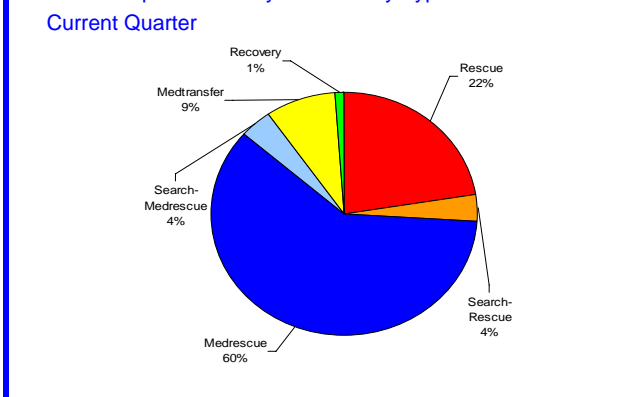
11. UK Helicopter Summary

| | | Total Persons | Rescue | Search-Rescue | Medrescue | Search-Medrescue | Medtransfer | Recovery | Search+Recovery | Transfer | Total Callouts | Land | Coast | Maritime |
|--------------------|------------|---------------|-----------|---------------|-----------|------------------|-------------|----------|-----------------|----------|----------------|------------|------------|-----------|
| 2011 Apr | 137 | 26 | 9 | 79 | 5 | 16 | 1 | 1 | 1 | 0 | 180 | 112 | 59 | 9 |
| 2011 May | 118 | 21 | 5 | 75 | 4 | 12 | 1 | 0 | 0 | 0 | 160 | 101 | 42 | 17 |
| 2011 Jun | 157 | 45 | 1 | 93 | 7 | 8 | 2 | 0 | 1 | 1 | 183 | 114 | 56 | 13 |
| Qtrly Total | 412 | 92 | 15 | 247 | 16 | 36 | 4 | 1 | 1 | 1 | 523 | 327 | 157 | 39 |
| 2008 Q1 | 298 | 67 | 12 | 132 | 21 | 33 | 6 | 5 | 22 | 2 | 363 | 231 | 80 | 52 |
| 2008 Q2 | 401 | 89 | 21 | 203 | 19 | 62 | 6 | 0 | 1 | 0 | 496 | 299 | 112 | 85 |
| 2008 Q3 | 525 | 126 | 25 | 286 | 18 | 55 | 13 | 2 | 0 | 0 | 696 | 400 | 201 | 95 |
| 2008 Q4 | 354 | 85 | 12 | 172 | 7 | 69 | 2 | 1 | 6 | 0 | 408 | 281 | 57 | 70 |
| 2009 Q1 | 325 | 52 | 29 | 162 | 15 | 56 | 5 | 3 | 3 | 0 | 444 | 323 | 77 | 44 |
| 2009 Q2 | 483 | 75 | 34 | 290 | 12 | 52 | 8 | 7 | 5 | 0 | 610 | 380 | 162 | 68 |
| 2009 Q3 | 544 | 94 | 30 | 324 | 27 | 57 | 5 | 3 | 4 | 0 | 740 | 464 | 217 | 59 |
| 2009 Q4 | 439 | 64 | 62 | 211 | 15 | 59 | 3 | 4 | 21 | 0 | 443 | 328 | 79 | 36 |
| 2010 Q1 | 329 | 56 | 13 | 163 | 21 | 63 | 5 | 1 | 7 | 0 | 395 | 303 | 65 | 27 |
| 2010 Q2 | 458 | 73 | 17 | 293 | 14 | 49 | 2 | 1 | 9 | 0 | 558 | 355 | 157 | 46 |
| 2010 Q3 | 490 | 95 | 36 | 286 | 21 | 45 | 3 | 2 | 2 | 0 | 585 | 348 | 180 | 57 |
| 2010 Q4 | 309 | 65 | 16 | 148 | 11 | 62 | 5 | 2 | 0 | 0 | 383 | 284 | 64 | 35 |

12. UK Helicopter Summary: Callouts by Type of Assistance - Current Quarter



13. UK Helicopter Summary: Persons by Type of Assistance - Current Quarter



14. Mountain Rescue Teams: Callouts, Persons & Man Hours

| 2011 | Callouts | | | Q2 Total | Persons | | | Q2 Total |
|--------------|-----------|------------|-----------|------------|----------|----------|----------|----------|
| | Apr | May | Jun | Total | Apr | May | Jun | Total |
| Kinloss | 2 | 2 | 1 | 5 | 0 | 2 | 0 | 2 |
| Leeming | 0 | 2 | 0 | 2 | 0 | 2 | 0 | 2 |
| Leuchars | 0 | 0 | 0 | 0 | 0 | 0 | 0 | 0 |
| Valley | 0 | 2 | 1 | 3 | 0 | 2 | 0 | 2 |
| Other | 0 | 0 | 0 | 0 | 0 | 0 | 0 | 0 |
| Total | 2 | 6 | 2 | 10 | 0 | 6 | 0 | 6 |
| 2011 | Man Hours | | | Q2 Total | | | | |
| | Apr | May | Jun | Total | | | | |
| Kinloss | 12 | 48 | 46 | 106 | | | | |
| Leeming | 0 | 78 | 0 | 78 | | | | |
| Leuchars | 0 | 0 | 0 | 0 | | | | |
| Valley | 0 | 71 | 36 | 107 | | | | |
| Other | 0 | 0 | 0 | 0 | | | | |
| Total | 12 | 197 | 82 | 291 | | | | |

15. Mountain Rescue Teams: Callouts & Persons by Unit

| Callouts by Unit | 2008 | | | | 2009 | | | | 2010 | | | | 2011 |
|------------------|-----------|-----------|-----------|-----------|-----------|-----------|-----------|-----------|-----------|-----------|-----------|-----------|-----------|
| | Q1 | Q2 | Q3 | Q4 | Q1 | Q2 | Q3 | Q4 | Q1 | Q2 | Q3 | Q4 | Q2 |
| Kinloss | 17 | 5 | 5 | 5 | 5 | 9 | 8 | 7 | 7 | 5 | 6 | 2 | 5 |
| Leeming | 4 | 3 | 3 | 2 | 3 | 4 | 2 | 4 | 5 | 2 | 1 | 0 | 2 |
| Leuchars | 7 | 4 | 8 | 2 | 7 | 3 | 8 | 4 | 5 | 1 | 2 | 6 | 0 |
| Valley | 6 | 7 | 8 | 4 | 7 | 5 | 8 | 2 | 3 | 4 | 3 | 7 | 3 |
| Other | 0 | 1 | 0 | 0 | 0 | 0 | 0 | 0 | 0 | 0 | 0 | 0 | 0 |
| Total | 34 | 20 | 24 | 13 | 22 | 21 | 26 | 17 | 20 | 12 | 12 | 15 | 10 |
| Persons by Unit | 2008 | | | | 2009 | | | | 2010 | | | | 2011 |
| | Q1 | Q2 | Q3 | Q4 | Q1 | Q2 | Q3 | Q4 | Q1 | Q2 | Q3 | Q4 | Q2 |
| Kinloss | 4 | 2 | 0 | 1 | 1 | 1 | 4 | 1 | 1 | 3 | 0 | 0 | 2 |
| Leeming | 1 | 0 | 0 | 6 | 1 | 0 | 0 | 0 | 5 | 1 | 0 | 0 | 2 |
| Leuchars | 0 | 6 | 3 | 0 | 4 | 0 | 2 | 0 | 1 | 0 | 0 | 2 | 0 |
| Valley | 1 | 2 | 2 | 0 | 3 | 0 | 2 | 0 | 1 | 0 | 1 | 4 | 2 |
| Other | 0 | 1 | 0 | 0 | 0 | 0 | 0 | 0 | 0 | 0 | 0 | 0 | 0 |
| Total | 6 | 11 | 5 | 7 | 9 | 1 | 8 | 1 | 8 | 4 | 1 | 6 | 6 |

16. UK & Overseas Fixed Wing Aircraft

| Callouts by Type of Assistance | 2008 | | | | 2009 | | | | 2010 | | | |
|--------------------------------|-----------|----------|----------|----------|----------------------|----------------------|---------------------------------|----------|----------|----------|----------|----------|
| | Q1 | Q2 | Q3 | Q4 | Q1 | Q2 | Q3 | Q4 | Q1 | Q2 | Q3 | Q4 |
| Search | 3 | 1 | 3 | 2 | 0 | 1 | 0 | 1 | 1 | 0 | 0 | 0 |
| Top Cover | 9 | 2 | 1 | 5 | 4 | 3 | 2 | 1 | 2 | 0 | 0 | 0 |
| Other | 0 | 0 | 0 | 0 | 0 | 0 | 0 | 0 | 0 | 0 | 0 | 0 |
| Total | 15 | 3 | 4 | 7 | 4 | 6 | 2 | 2 | 3 | 0 | 0 | 0 |
| 2011 | Apr | May | Jun | Q2 Total | 2011 | Average Flying Hours | Average Distance from Base (nm) | | | | | |
| Search | 0 | 0 | 0 | 0 | April | 0.00 | 0 | | | | | |
| Top Cover | 0 | 0 | 0 | 0 | May | 0.00 | 0 | | | | | |
| Other | 0 | 0 | 0 | 0 | June | 0.00 | 0 | | | | | |
| Total | 0 | 0 | 0 | 0 | Qtrly Average | 0.00 | 0 | | | | | |

DASA is keen to listen to its customers and will continue to seek opportunities for improvement. We will be happy to receive and consider your comments on any of the reports we produce. The DASA (PI) SAR team is:

Daniel Turner Tel: 030 679 34524
Paul Sherwood Tel: 030 679 34553
E Mail: DASADESA-PI-1@mod.uk
DASADESA-PI-OutputMgr@mod.uk

Our Address is: DASA Price Indices
Mailpoint 6229, Oak 2E
Abbey Wood, Bristol, BS34 8SJ