



Department for
Communities and
Local Government

Statutory Homelessness: October to December Quarter 2013 England



Housing *Statistical Release*

6 March 2014

Household acceptances

- 12,890 applicants were accepted as owed a main duty under homelessness legislation between 1 October and 31 December 2013, 5 per cent lower than during the same quarter of 2012.
- On a seasonally-adjusted basis, there were 12,980 acceptances, less than 1 per cent lower than the 13,030 in the previous quarter.
- There were 52,910 acceptances in the 2013 calendar year, down 1 per cent from 53,450 in 2012

Households in temporary accommodation

- 56,930 households were in temporary accommodation on 31 December 2013, 7 per cent higher than at the same date in 2012.
- On a seasonally-adjusted basis, 57,550 households were in temporary accommodation on 31 December, a 1 per cent increase from 56,930 in the previous quarter.

Introduction	2
Decisions	3
Acceptances	4
Temporary accommodation	6
Ending the duty	9
Foreign nationals	10
Accompanying tables	11
Definitions	13
Technical notes	14
Enquiries	20

Responsible Statistician:

Andrew Presland

Statistical enquiries:

office hours:

0303 444 43510

homelessnessstats@communities.gsi.gov.uk

Media Enquiries:

0303 444 1201

press@communities.gsi.gov.uk

Date of next publication:

5 June 2014

Introduction

This Statistical Release presents summary information on local housing authorities' activities under homelessness legislation. The data are collected through the quarterly P1E statistical return and include the number of households [accepted as owed a main homelessness duty](#) (referred to as '[acceptances](#)') during the quarter, and the number of households in temporary accommodation on the last day of the quarter.

Accompanying live tables are provided online at <https://www.gov.uk/government/statistical-data-sets/live-tables-on-homelessness> and are listed on pages 11 and 12. These form the underlying data used to produce most of the text and charts. The definitions section provides more detail of terms used within the release.

This statistical release does not include any totals for the former government regions except for London following last year's consultation on the publication of regional statistics. Further details are given in the Written Ministerial Statement of 18 December 2012, which is available at <https://www.gov.uk/government/speeches/statistics-for-local-enterprise-partnerships-and-upper-tier-local-authorities>. Figures are given for London because they relate to the area covered by the Greater London Authority.

Decisions taken by local authorities on homelessness applications

This section reviews the decisions taken by local authorities on homelessness applications. A definition of decisions can be found on page 13 of this publication.

Between 1 October and 31 December 2013, local housing authorities made 28,020 decisions on applications (by eligible households) for housing assistance under the homelessness legislation of the Housing Act 1996 (as amended). This is 5 per cent lower than in the corresponding quarter in 2012. After seasonal adjustment, the number of decisions was 27,880, less than 1 per cent lower than in the previous quarter of 27,970.

Key points:

Of the 28,020 decisions made between 1 October and 31 December:

- 46 per cent were accepted as owed a main homelessness duty (these are known as 'homelessness acceptances');
- 28 per cent were found not to be homeless;
- 19 per cent were found to be homeless but not in priority need; and
- 8 per cent were found to be intentionally homeless and in priority need.

The number of households found to be unintentionally homeless and in priority need - and so owed a main homelessness duty - was 5 per cent lower than in the same quarter in 2012. The number of households found to be homeless but not in priority need increased by 3 per cent compared to the same quarter in 2012. The number of households found not to be homeless decreased 6 per cent and the number of households found to be intentionally homeless and in priority need decreased by less than 1 per cent, compared to the same quarter in 2012.

The proportion of households accepted as owed a main homelessness duty as a percentage of decisions were 46 per cent, slightly down from 47 per cent of the same quarter last year. Households accepted as owed a main homelessness duty are explored further in the next section.

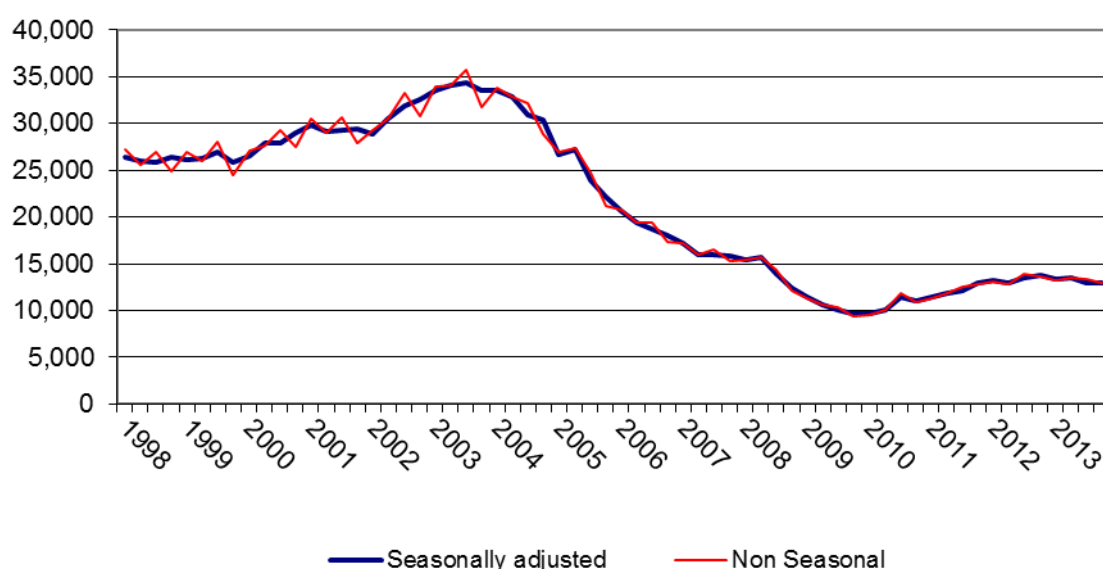
See Live Table 770: Decisions taken by local authorities under the 1996 Housing Act on applications from eligible households.

Households accepted as owed a main homelessness duty

This section looks at those applicants who local authorities decided were eligible as homeless and in priority need, and therefore owed a main homelessness duty. The key points subsection provides a breakdown of both England and London.

In England, between 1 October and 31 December 2013, local authorities accepted 12,890 households as being owed a main homelessness duty. This is a 5 per cent decrease compared to the same quarter last year. After seasonal adjustment, the number of acceptances during the fourth quarter of 2013 was 12,980, a decrease of less than 1 per cent from the seasonally-adjusted figure of 13,030 in the previous quarter.

Chart 1: Households accepted by local authorities as owed a main duty each quarter, 1998 to October to December quarter 2013, England



See *Live Table 770: Decisions taken by local authorities under the 1996 Housing Act on applications from eligible households*

Key points:

Throughout England, the proportion of all acceptances due to the ending of an assured shorthold tenancy was 24 per cent, an increase from 23 per cent in the same quarter in 2012. The ending of an assured shorthold tenancy has been the most frequently occurring reason for the loss of last settled home for the last seven consecutive quarters.

The number of acceptances where homelessness resulted from parents no longer able or willing to provide accommodation decreased by 11 per cent when compared to the same quarter of the previous year, from 2,370 (17 per cent of the total) to 2,100 (16 per cent) households. Similarly, the number of acceptances where homelessness resulted from friends or other relatives no longer able or willing to provide accommodation decreased by 7 per cent, from 1,830 (13 per cent of total) to 1,710 (also 13 per cent of total).

In the 2013 calendar year, the total number of acceptances was 52,910. This is a decrease of 1 per cent from 53,450 in 2012.

In London, the number of households accepted as being owed a main homelessness duty was 4,350. This is an increase of 3 per cent from 4,210 during the same quarter a year earlier and accounts for 34 per cent of the England total. Conversely, the number of homelessness acceptances in the rest of England decreased by 9 per cent from 9,350 during October to December 2012 to 8,540 during October to December 2013.

In London, the main reason for the loss of last settled home was the ending of an assured shorthold tenancy at 1,430 (33 per cent of London acceptances). This is an increase of 19 per cent from 1,200 (28 per cent of London acceptances) in the same quarter last year.

Looked at another way, the rate of acceptances per 1,000 households between October and December 2013 was 0.57 in England. This can be broken down into 1.28 in London and 0.45 in the rest of England.

The Localism Act 2011 allows authorities to place homeless households into private rented sector and places a re-application duty on them if a household becomes unintentionally homeless again within two years. Q4 2013 was the third quarter for which the Department collected figures from local authorities on the operation of this new duty. After rounding, 30 re-application decisions were made. 10 of these were households that were accepted as being unintentionally homeless and in priority need, 10 cases related to households that were eligible but intentionally homeless, 10 cases were eligible but not homeless and zero cases were ineligible. A fuller picture is expected to emerge over the next few quarters.

A full breakdown of the reasons for loss of last settled home and other breakdowns, including age of accepted household, ethnicity, nationality, household type, priority need group and local authority can be found in the live tables at the link provided in the "Accompanying Live Tables" section of this release.

Households in temporary accommodation

This section provides a snapshot of households residing in temporary accommodation. The key points subsection provides a breakdown of both England and London.

Throughout England, the number of households in [temporary accommodation](#) on 31 December 2013, arranged by local authorities under homelessness legislation, was 56,930. This was 7 per cent higher than a year earlier. After seasonal adjustment, the number of households in temporary accommodation was 57,550, an increase of 1 per cent from 56,930 at the end of the previous quarter.

Historically, there tends to be a lag between a change in direction in the number of acceptances and a change in direction in the number of households in temporary accommodation. The change in direction in the time series during 2012 shown in Chart 2 followed the increase in the acceptances series that began in 2010, as shown in Chart 1. These trends are shown together in Chart 3.

Chart 2: Number of households in temporary accommodation at the end of each quarter, 1998 to 2013, England

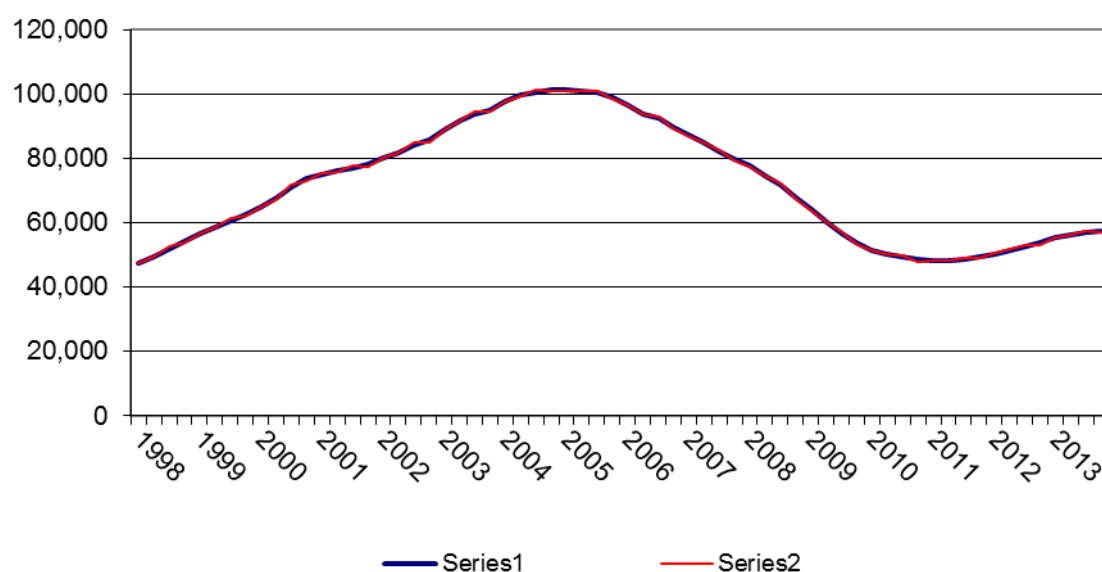
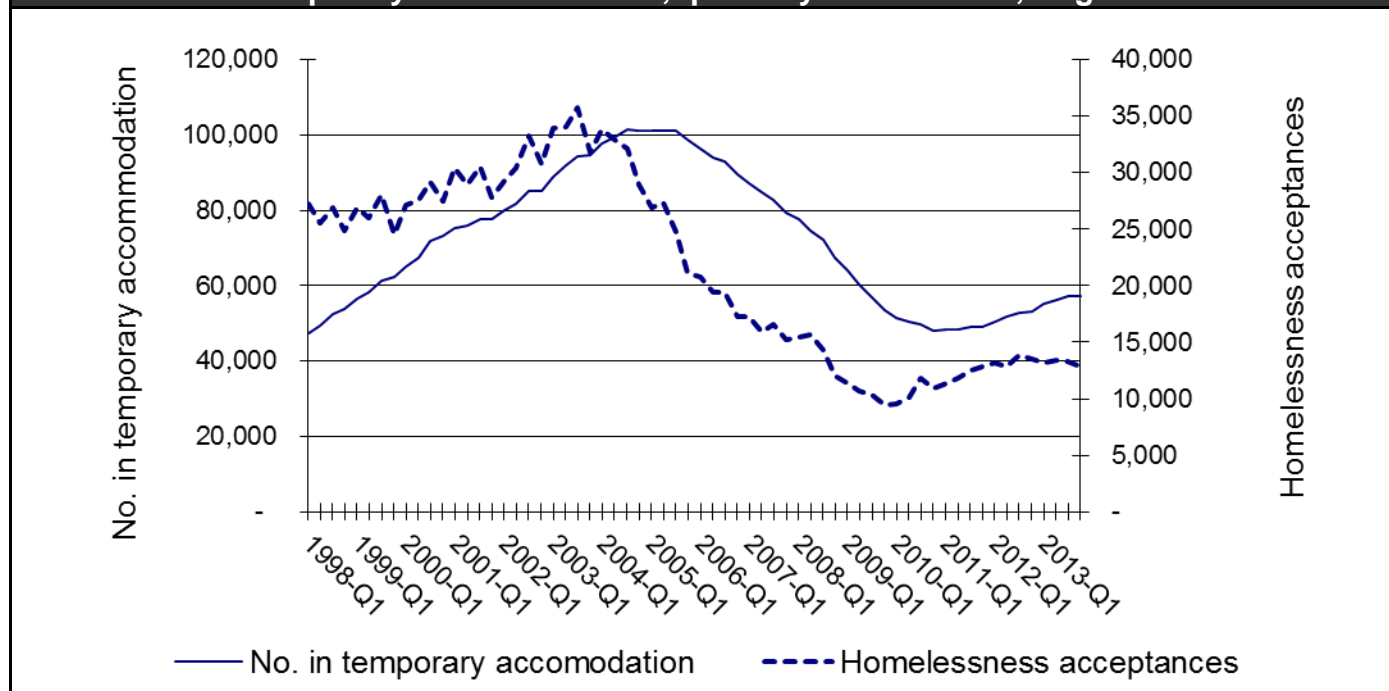


Chart 3: Households accepted by local authorities as owed a main duty, and households in temporary accommodation, quarterly 1998 to 2013, England



See Live Table 775: Homeless households in temporary accommodation at the end of each quarter, by type of accommodation

Key points:

In England, at the end of December 2013, 85 per cent of households in temporary accommodation were in self-contained accommodation. This is less than 1 percentage point higher than the same date a year earlier (84 per cent), with the actual number of households having increased by 8 per cent (from 44,860 to 48,300).

The number of households in temporary accommodation with shared facilities (bed and breakfast accommodation or hostels/women's refuges) increased by 4 per cent compared to the same date a year earlier, from 8,280 to 8,640 households.

The number of households in bed and breakfast (B&B) accommodation (including those in shared 'annex' facilities) decreased by 2 per cent, from 4,000 as at 31 December 2012 to 3,920 as at 31 December 2013.

Of the 56,930 households in temporary accommodation on 31 December 2013, 43,750 included dependent children and/or a pregnant woman (within which households there were 80,950 children or expected children). The average number of children in those households in temporary accommodation with children is 1.9, having been at this level since 2007, although it dropped slightly to 1.8 in Q2 2013.

Of the 43,750 households with children, 39,240 (90 per cent) were in self-contained accommodation. This proportion is up slightly from 89 per cent at the end of the same quarter last year.

1,550 households with children were in bed and breakfast style accommodation as at 31 December 2013. This is a decrease of 8 per cent from 1,690 a year earlier and accounts for 3 per cent of all households in temporary accommodation. Of these 1,550 households, 500 (32 per cent) had been in bed and breakfast style accommodation for more than six weeks (60 of which were pending review). This represents a decrease of 42 per cent since the end of the same quarter last year, when the number was 850.

See Live Table 793: Families with children in Bed and Breakfast accommodation for more than 6 weeks, excluding those pending review, by local authority

At the end of December 2013, there were 90 households headed by 16 and 17 year old applicants in bed and breakfast style accommodation (a 4 per cent increase on the end of the same quarter last year, when the number was 80). Of these, 20 had been there for over six weeks.

The number of households in 'other private sector accommodation' has increased by 44 per cent between 31 December 2012 and 31 December 2013, from 9,360 to 13,490 households. This comprises separate increases of 45 per cent for self-contained annexes (to 8,670 households), 45 per cent for households renting direct from private sector landlords (to 2,020 households) and 41 per cent for 'other' temporary accommodation, such as supported lodgings and mobile homes (to 2,800 households).

In London, the number of households in temporary accommodation at 31 December 2013 was 42,430. This is a 9 per cent increase compared to the same date in 2012 (38,860) and accounts for 75 per cent of the total England figure. In contrast, there was a 2 per cent increase in the number of households in temporary accommodation in the rest of England, from 14,280 to 14,500 in the current quarter.

The number of households in B&B accommodation in London as at 31 December 2013 was 2,290, an increase of less than 1 per cent from 2,270 at 31 December 2012, and accounting for 58 per cent of the total England B&B figure.

The rate of households in temporary accommodation per 1,000 households in England as at 31 December 2013 was 2.53. This can be broken down into 12.53 cases per thousand households in London and 0.76 cases per thousand households in the rest of England.

Households in temporary accommodation in another local authority district

Of the 56,930 households in temporary accommodation on 31 December 2013, 11,860 (21 per cent) were in accommodation in another local authority district. This is an increase of 23 per cent, from 9,670 (18 per cent) at the same date last year.

Of the 11,860 accommodated in another local authority district, 11,180 were from London authorities (94 per cent of the England total). This is an increase of 6 per cent from the same date

last year when 10,470 such households were in London.

Further breakdowns of households in temporary accommodation can be found in several of the live tables at the link provided in the Accompanying Live Tables section of this release.

Action taken to end the homelessness duty

Action taken in respect of acceptances

Including the small number of cases accepted under the new re-application duty, there were 12,900 acceptances between 1 October and 31 December 2013. Of these, 8,030 (62 per cent) were placed in some form of temporary accommodation.

For 3,530 accepted households (27 per cent), arrangements were made, with consent, to remain in their existing accommodation and a further 390 (3 per cent) made their own arrangements for the immediate future while awaiting the provision of alternative accommodation. Excluding the small number of cases accepted under the new reapplication duty, this was a decrease of 12 per cent from a combined total 4,430 households in the same quarter in 2012.

6 per cent of acceptances (730) were provided with settled accommodation by being granted a secure tenancy in local authority or private registered social landlord accommodation. 1 per cent (90 households) accepted an offer of an assured shorthold tenancy in the private rented sector.

The fourth quarter of 2013 was the third quarter for which figures were collected on the new power for local authorities to discharge their homeless duty by making an offer in the private rented sector. 110 households accepted such an offer and 40 rejected one.

See Part 1 of Live Table 778: Homeless households accepted by local authorities and households leaving temporary accommodation (or no longer recorded as “duty owed, [no accommodation secured](#)”), by outcome

Households leaving temporary accommodation and other temporary arrangements

Between 1 October and 31 December 2013, a main homelessness duty was ended for 11,060 households who had previously been in temporary accommodation or had remained, with consent, in their existing accommodation while awaiting the provision of alternative accommodation. This is a 1 per cent decrease from the same quarter in 2012.

7,420 (67 per cent) of these households were provided with settled accommodation, by accepting a “Part 6” offer of a secure tenancy in local authority or housing authority accommodation. This is 5 percentage points less than the same quarter in 2012 (7,970). A further 5 per cent refused such an offer, the same level as a year earlier. 4 per cent accepted alternative offers of rented accommodation. This is unchanged from the same quarter in the previous year.

400 households accepted an offer of rented accommodation in the private sector, made under the Localism Act power, and 20 rejected such an offer.

14 per cent of households leaving temporary accommodation or other temporary arrangements did so on a voluntary basis, less than 1 percentage point more than the same quarter a year earlier. The remaining households ceased to be eligible, or became intentionally homeless from the temporary accommodation provided for them.

See Part 2 of Live Table 778: Homeless households accepted by local authorities and households leaving temporary accommodation (or no longer recorded as “duty owed, no accommodation secured”), by outcome

Live Table 779 provides details of households leaving temporary accommodation (or no longer recorded as “duty owed, no accommodation secured”) during each quarter, by length of stay

Foreign national households

2,210 foreign national applicants were accepted as homeless between 1 October and 31 December 2013. Of these, 460 were European Economic Area (EEA) accession country ('A10') nationals, 520 were from other EEA countries and 1,230 were from outside the EEA. During this period, foreign nationals accounted for 17 per cent of all acceptances. This proportion is an increase from the same quarter last year, when there were 2,060 acceptances accounting for 15 per cent of all acceptances.

The 'A10' countries are the ten accession countries whose nationals may be subject to the Home Office Worker Authorisation schemes for a transitional period: Bulgaria, the Czech Republic, Estonia, Hungary, Latvia, Lithuania, Poland, Romania, Slovakia and Slovenia. It is expected that separate figures for decisions made on Croatian applicants will be collected on the P1E form from 1 April 2014, following Croatia becoming an accession country on 1 October 2013. The 'other EEA' countries are Austria, Belgium, Cyprus, Denmark, Finland, France, German, Greece, Iceland, Ireland, Italy, Liechtenstein, Luxembourg, Malta, Netherlands, Norway, Portugal, Spain and Sweden.

See Live Table 785: Decisions taken by local authorities under the 1996 Housing Act on applications from eligible foreign national households; and Live Table 786: Homeless foreign national households accepted by local authorities, by reason for eligibility

Accompanying tables

Accompanying tables are available to download alongside this release. These are:

Table 770	Decisions taken by local authorities under the 1996 Housing Act on applications from eligible households (including a map at local authority level)
Table 771	Homeless households accepted by local authorities, by ethnicity
Table 773	Homeless households accepted by local authorities, by priority need category
Table 774	Homeless households accepted by local authorities, by reason for loss of last settled home
Table 775	Homeless households in temporary accommodation at the end of each quarter, by type of accommodation (including a map at local authority level)
Table 777	Homeless households in temporary accommodation at the end of each quarter, London and England
Table 778	Homeless households accepted by local authorities, and households leaving temporary accommodation (or no longer recorded as “duty owed, no accommodation secured”), by outcome
Table 779	Households leaving temporary accommodation (or no longer recorded as “duty owed, no accommodation secured”) during each quarter, by length of time since acceptance, England and London
Table 780	Homeless households accepted by local authorities, by household type
Table 781	Homeless households accepted by local authorities, by age of applicant
Table 782	Homeless households in temporary accommodation at the end of each quarter, by household type and ethnicity
Table 784	Local authorities' action under the homelessness provisions of the 1985 and 1996 Housing Acts, by local authority: financial years 2004-05 to 2012-13
Table 784a	Local authorities' action under the homelessness provisions of the 1985 and 1996 Housing Acts, by local authority: quarterly for quarters in 2013-14
Table 785	Decisions taken by local authorities under the 1996 Housing Act on applications from eligible foreign national households

Table 786 Homeless foreign national households accepted by local authorities, by reason for eligibility

Table 793 Families with children in Bed and Breakfast accommodation for more than 6 weeks, excluding those pending review, by local authority

Detailed local authority level homelessness figures Spreadsheets containing detailed figures at local authority level from sections E1 to E7 of the P1E return for each quarter from Q2 2013. The spreadsheet containing figures for Q3 2013 is due to be uploaded to the live tables page shortly after the publication of this release.

Figures for individual local authorities are included in Tables 784, 784a and 793.

* Tables giving regional totals have been frozen so as not to include figures for any periods after Q2 2012.

Table 772 * Homeless households accepted by local authorities, by region (including a map at regional level)

Table 776 * Homeless households in temporary accommodation at the end of each quarter, by region (including a map at regional level)

Table 783 * Homeless households in temporary accommodation at the end of each quarter, by type of accommodation and region

The above tables can be accessed at:

<https://www.gov.uk/government/statistical-data-sets/live-tables-on-homelessness>

Related DCLG statistical releases are available at:

<https://www.gov.uk/government/collections/homelessness-statistics>

Definitions

1. **Acceptances:** households found to be eligible for assistance, unintentionally homeless and falling within a priority need group (as defined by homelessness legislation - see paragraph 3 below), **during the quarter**, are referred to as “acceptances”. These households are consequently owed a main homelessness duty by a local housing authority. The main duty is to secure settled accommodation.
2. **Decisions:** refers to decisions taken in respect of all eligible households that apply for assistance under the Housing and Homelessness Acts. These do not therefore include households found to be ineligible for assistance (some persons from abroad are ineligible for assistance).
3. **Households for whom a duty is owed, but no accommodation has been secured:** these are households who have been accepted as being owed a main homelessness duty and for whom arrangements have been made for them, with consent, to remain in their existing accommodation (or to make their own arrangements) for the immediate future. This was previously referred to as “Homeless at Home”. Before the second quarter of 2005, figures were also collected on those potentially in this category but whose application was still under consideration pending a decision.
4. **Priority need groups:** include households with dependent children or a pregnant woman and people who are vulnerable in some way e.g. because of mental illness or physical disability. The priority need categories were extended by Order in January 2002 to include, additionally: applicants aged 16 or 17; applicants aged 18 to 20 who were previously in care; applicants vulnerable as a result of time spent in care, in custody, or in HM Forces, and applicants vulnerable as a result of having to flee their home because of violence or the threat of violence (in addition to domestic violence, which is one of the original priority need groups). It is not possible to establish precisely how much of the changed profile of acceptances is attributable to the Order. Previously, some local authorities would have accepted households that fell within the new categories as having a priority need because of “another special reason”. This applies in particular to applicants such as vulnerable young people, and people fleeing domestic violence. Where applicants are accepted as homeless because of an emergency, for example fire or flood, this will always be recorded as the main priority need category.
5. **Self-contained accommodation:** this includes all temporary accommodation where the household has sole use of kitchen and bathroom facilities, including property held by local housing authorities, registered social landlords and private sector landlords. A distinction is made between this type of accommodation and accommodation where such facilities are shared with other households (i.e. bed and breakfast, hostels and women's refuges).
6. **Temporary accommodation:** households in temporary accommodation (excluding those for whom a duty is owed, but no accommodation has been secured) **on the last day of the quarter**, as arranged by a local housing authority as a discharge of their statutory homelessness functions. In most cases, the authority is discharging a main homelessness duty to secure suitable

accommodation until a settled home becomes available for the applicant and his/her household. However, the numbers also include households provided with accommodation pending a decision on their homelessness application, households pending a review or appeal to the county court of the decision on their case, or possible referral to another local authority, and households found to be intentionally homeless and in priority need who were being accommodated for such period as would give them a reasonable opportunity to find accommodation for themselves.

Technical notes

Data collection

Local housing authorities report their activities under Part 7 of the Housing Act 1996 (as amended by the Homelessness Act 2002 and the Localism Act 2011) to the Department for Communities and Local Government by completing the quarterly P1E statistical return. A recent form and guidance notes can be found at: <https://www.gov.uk/homelessness-data-notes-and-definitions>.

Statutory homelessness statistics are published around 50 working days after the end of each quarter, on a pre-announced date in accordance with the Official Statistics Code of Practice.

The scope of this data collection and statistical release is limited to English local housing authorities' activities under homelessness legislation. This release does not contain data on other forms of homelessness, for example, rough sleeping. The devolved administrations publish their own statistics on statutory homelessness.

Data quality

All P1E returns submitted by local housing authorities undergo thorough validation and cross-checking, and late returns are pursued to ensure overall response is as complete and accurate as possible. Anomalous data are highlighted and verified by contacting the local authority. Local authorities also provide details of any data checks they undertake. These can take the form of audits (by either internal or external auditors), periodic quality checks on data extracts, or random quality checks. For the period 1 October to 31 December 2013, most authorities reported some form of checking on all data items in the return.

The validation process typically takes around six weeks, after which estimates for missing data are calculated. Local authorities are split into groups based on the former government region they are in and by type of authority. For example, the West Midlands area is split into two groups, one group of district and unitary authorities, the other of metropolitan districts. London is split into inner- and outer-London. Estimates are then calculated by an automated grossing procedure which either (i) updates previously reported data based on the changes observed in other authorities in the same group or (ii) apportion totals based on ratios reported by these similar authorities.

The latest quarter's figures are based on full or partial returns for 322 out of 326 local authorities (98.8 per cent response). Section 7 of the form, covering households leaving temporary accommodation or other temporary arrangements had the lowest rate of return, with 12 local

authorities not providing any figures. Overall (for sections 1 to 7 of the form), 95 per cent of cells were filled in by local authorities.

The Department for Communities and Local Government's statistical quality guidelines are published here:

<https://www.gov.uk/government/publications/statistical-notice-dclg-quality-guidelines>

Revisions policy

This policy has been developed in accordance with the UK Statistics Authority Code of Practice for Official statistics and the Department for Communities and Local Government Revisions Policy (found at <https://www.gov.uk/government/publications/statistical-notice-dclg-revisions-policy>). The policy covers two types of revision:

Non-Scheduled Revisions

Where a substantial error has occurred as a result of the compilation, imputation or dissemination process, the statistical release, live tables and other accompanying releases will be updated with a correction notice as soon as is practical.

Scheduled Revisions

Local authorities can update their P1E returns following publication of the data. At the end of each financial year, the figures for the eight quarters of the previous two years are routinely reviewed for revision. In particular, statisticians have decided that the next Statutory Homelessness publication will include revised figures for the past eight quarters. Provisional figures are labelled in the tables with a "P".

Revisions to historic data (all data older than that currently due for scheduled revision) should be made only where there is a substantial revision, such as a change in methodology or definition. Where there are small changes that do not substantially change historic data, internal updates are maintained.

Uses of the data

The data in this statistical release form the basis of evidence on statutory homelessness. Acceptances, decisions, and numbers in temporary accommodation are key series describing homelessness in England, and used for international comparisons. They are used by ministers and officials in the Department for Communities and Local Government in the formulation and monitoring of policy, the allocation of resources, performance monitoring and to support bids for funding from the Treasury. The data are used to ensure democratic accountability in answers to

Parliamentary Questions, ministerial correspondence, Freedom of Information Act cases and queries from the public.

The Departmental Business Plan, first published on 8 November 2010 and refreshed on 31 May 2012, includes an impact indicator on households in temporary accommodation. As at 31 December 2013, there were 56,930 households in temporary accommodation. This is 7 per cent higher than at the same date last year. On a seasonally-adjusted basis, 57,550 households were in temporary accommodation on 31 December, a 1 per cent increase from 56,930 in the previous quarter.

The refreshed Business Plan can be seen at:

<https://www.gov.uk/government/publications/dclg-business-plan-2012-to-2015>

Other Government departments also use the statistics, including DWP (monitoring those in temporary accommodation in receipt of housing benefit), DH (Public Health Outcomes Framework), DfE (Child poverty needs assessment toolkit for local authorities) and Defra (sustainable development indicators). Local housing authorities are both providers and users of the statistics and use the data extensively to plan services, allocate resources, monitor performance and benchmark against other authorities. The voluntary sector also uses the statistics to monitor and evaluate housing policy and for campaigning and fundraising purposes.

The following uses are made of data from particular sections of the P1E statistical return:

- Sections 1 – 7: data are used in this Statistical Release and Live tables 770 to 784a and 793
- Section 8: this has been discontinued
- Section 9: data on foreign nationals - used in this Statistical Release and Live tables 785 and 786
- Section 10: prevention and relief data - used in the annual Statistical Release on homelessness prevention and relief and Live tables 787 to 792

User engagement

Users are encouraged to provide feedback on how these statistics are used and how well they meet user needs. Comments on any issues relating to this statistical release are welcomed and encouraged. Responses should be addressed to the "Public enquiries" contact given in the "Enquiries" section below.

The Department's engagement strategy to meet the needs of statistics users is published here:

<https://www.gov.uk/government/publications/engagement-strategy-to-meet-the-needs-of-statistics-users>.

The Department's *Statistics Plan for 2011/12* (available at

<https://www.gov.uk/government/consultations/dclg-draft-statistics-plan-for-2011-to-2012>)

sets out the Department's intention to reduce the detail of the statutory homelessness quarterly releases to include only the most high profile and volatile data, with a more detailed publication at year end. This approach is now being followed. The Statistics Plan was available for user consultation from 13 April to 3 December 2011 and the final version of the plan was published on 7 March 2012.

Legislation

Part 7 of the Housing Act 1996 (<http://www.legislation.gov.uk/ukpga/1996/52/contents>), as amended by the Homelessness Act 2002 (<http://www.legislation.gov.uk/ukpga/2002/7/contents>) and the Localism Act 2011 (<http://www.legislation.gov.uk/ukpga/2011/20/contents/enacted>), places statutory duties on local housing authorities to provide assistance to people who are homeless or threatened with homelessness. Authorities must consider all applications from people seeking accommodation or assistance in obtaining accommodation. A main homelessness duty (see below) is owed where the authority is satisfied that the applicant is eligible for assistance, unintentionally homeless and falls within a priority need group. The priority need groups are specified in the legislation, although definition 3 above provides a summary.

Where a main duty is owed, the authority must ensure that suitable accommodation is available for the applicant and his or her household until a settled home becomes available for them. Where households are found to be intentionally homeless or not in priority need, the authority must make an assessment of their housing needs and provide advice and assistance to help them find accommodation for themselves. Where the applicant is found to be intentionally homeless but falls in a priority need category the authority must also ensure that accommodation is available for long enough to give the applicant a reasonable opportunity to find a home.

Methodology

1. The **seasonally adjusted** estimates have been produced using the X12-ARIMA model, in accordance with Official Statistics practices, which have then been constrained so that they are consistent with the unadjusted financial year totals. Historically, the number of decisions and acceptances tends to be lower in the second quarter than in the first and third quarters, and will also be affected by seasonal holiday periods, especially Christmas and the New Year. In the second quarter of 2009, seasonal adjustments were introduced for the households in temporary accommodation series, because this series was also found to be affected by seasonality.

2. **Rates per 1,000 households** have been calculated using the 2011-based household interim projections for 2013 (rather than the 2008-based household projections for 2012 used for 2012-13) produced by the Department for Communities and Local Government. These were published on 9 April 2013 and are available at Table 406 at the following link:

https://www.gov.uk/government/uploads/system/uploads/attachment_data/file/189965/AllTablesNo_nRegionalFinal_3.xls

3. National figures in the text and accompanying tables are presented rounded to the nearest 10 households or applicants. Local authority figures provided in the accompanying live tables are unrounded.

4. The maps are based upon Ordnance Survey material with the permission of Ordnance Survey on behalf of the Controller of Her Majesty's Stationery Office:

© Crown copyright 100018986 2011.

Related links

The Department now has an official linked open data site, which provides a selection of statistics on a variety of [themes](http://opendatacommunities.org/themes) including homelessness. Its home page is at <http://opendatacommunities.org/> and some homelessness data sets derived from Live Table 784a are available at <http://opendatacommunities.org/themes/homelessness>.

The Department also releases information on Homelessness Prevention and Relief activity. The most recent publication, relating to local authority actions in the 2012-13 financial year, can be found at: <https://www.gov.uk/government/publications/homelessness-prevention-and-relief-england-2012-to-2013>.

Rough sleeping statistics can be found at: <https://www.gov.uk/government/publications/rough-sleeping-in-england-autumn-2013>.

Statistics on local authority revenue expenditure and financing in England can be found at the following link. The RO4 return within the Revenue Outturn suite relates to housing services and includes information on local authorities' expenditure on homelessness activities: <https://www.gov.uk/government/organisations/department-for-communities-and-local-government/series/local-authority-revenue-expenditure-and-financing>

Information on lettings of local authority and private registered provider properties in England are collected on the CORE (COntinuous REcording of Lettings and Sales in Social Housing) system. This includes information on whether lettings have been made to statutorily homeless households. Official Statistics are published at:

<https://www.gov.uk/government/organisations/department-for-communities-and-local-government/series/rents-lettings-and-tenancies>

An on-line analysis tool is available at: <https://core.communities.gov.uk/>

Pre-release access

Details of officials who receive pre-release access to the Department's quarterly Statutory Homelessness Statistical Release up to 24 hours before release can be found at:

<https://www.gov.uk/government/organisations/department-for-communities-and-local-government/about/statistics#pre-release-access-to-official-statistics>.

Devolved administration statistics

In **Scotland**, local authorities' homelessness duties under the Housing (Scotland) Act 1987 have been substantially amended by the Housing (Scotland) Act 2001 and the Homelessness etc. (Scotland) Act 2003. The 2001 Act extended the duties towards non-priority homeless households, ensuring they are provided with a minimum of temporary accommodation, advice and assistance. The 2003 Act introduced many changes, of which the target to abolish the priority need test by 2012 was the most significant. The target states that, by 31 December 2012, everyone assessed as being unintentionally homeless would be entitled to settled accommodation.

The framework of the assessment process is similar to that in England. Local authorities currently make enquiries as to whether the person is homeless, whether they have a priority need, whether they made themselves homeless intentionally, and whether they have a local connection with the local authority. However, the 2003 Act has removed or substantially amended the priority need, intentionality and local connection stages.

Data on applications are collected on the HL1 return, a continuous case level electronic data capture system. This case level data allows analysis of applications and breakdowns by combinations of characteristics which are not possible from the English local authority level P1E return. Cases can also be grouped to household level to identify instances of repeat homelessness.

Data on households in temporary accommodation at the end of each quarter are collected on the HL2 form which is completed by local authorities and records summary snapshot details in a similar way to the P1E. The HL2 return also contains information on households at risk of homelessness as defined under Section 11 of the Homelessness etc. (Scotland) Act 2003.

The most recent statutory homelessness statistics for Scotland are available at:

<http://www.scotland.gov.uk/Topics/Statistics/Browse/Housing-Regeneration/RefTables>

In **Wales**, local authorities are bound by the same statutory duties as those in England. The data are collected on a quarterly local authority level WHO12 return, similar to the P1E form in England. The most recent statutory homelessness statistics for Wales are available at:

<http://wales.gov.uk/topics/statistics/theme/housing/homeless/?lang=en>

In **Northern Ireland** statistics on homelessness are obtained from the Northern Ireland Housing Executive (NIHE). Under the Housing (NI) Order 1988, NIHE has a similar statutory responsibility to secure permanent accommodation for households who are unintentionally homeless and in priority need; to secure temporary accommodation in a variety of circumstances and to provide advice and assistance to those who are homeless or threatened with homelessness. The most recent statutory homelessness statistics for Northern Ireland are available at:

http://www.dsdni.gov.uk/index/publications/housing_bulletins.htm

Comparing between countries

Statutory homelessness statistics for Wales and Northern Ireland are comparable with the English figures. However, actions taken by Scottish authorities since the 2003 Act to meet the target to abolish priority need by the end of 2012 mean that caution should be exercised when comparing Scotland and England figures or deriving a UK figure over that time period.

Enquiries

Media enquiries:

office hours: 0303 444 1168 or 0303 444 1159

out of hours: 0303 444 1201

Email: press@communities.gsi.gov.uk

Public enquiries and Responsible Statistician:

Andrew Presland

Email: homelessnessstats@communities.gsi.gov.uk

Information on Official Statistics is available via the UK Statistics Authority website:

www.statistics.gov.uk/hub/browse-by-theme/index.html

Information about statistics at DCLG is available via the Department's website:

www.gov.uk/government/organisations/department-for-communities-and-local-government/about/statistics

This Statistical Release, as well as previous releases, can be accessed and all text, tables and charts downloaded electronically, from the Department's website at:

<https://www.gov.uk/government/organisations/department-for-communities-and-local-government/series/homelessness-statistics>

Information about DCLG is available via the Department's website:

<https://www.gov.uk/government/organisations/department-for-communities-and-local-government>

The publication date for the first quarter (January to March) 2014 Statutory Homelessness Statistical Release will be Thursday 5 June 2014.

© Crown copyright, 2014

Copyright in the typographical arrangement rests with the Crown.

You may re-use this information (not including logos) free of charge in any format or medium, under the terms of the Open Government Licence. To view this licence, www.nationalarchives.gov.uk/doc/open-government-licence/ or write to the Information Policy Team, The National Archives, Kew, London TW9 4DU, or email: psi@nationalarchives.gsi.gov.uk.

This document/publication is also available on our website at www.gov.uk/dclg

If you have any enquiries regarding this document/publication, email contactus@communities.gov.uk or write to us at:

Department for Communities and Local Government
Eland House
Bressenden Place
London
SW1E 5DU
Telephone: 030 3444 0000
March 2014

For all our latest news and updates follow us on Twitter: <https://twitter.com/CommunitiesUK>

ISBN: 978-1-4098-4168-5