



Department
of Health



North East Essex Primary Care Trust

2012-13 Annual Report and Accounts

You may re-use the text of this document (not including logos) free of charge in any format or medium, under the terms of the Open Government Licence. To view this licence, visit www.nationalarchives.gov.uk/doc/open-government-licence/

© Crown copyright

Published to gov.uk, in PDF format only.

www.gov.uk/dh

North East Essex Primary Care Trust

2012-13 Annual Report

North East Essex PCT Annual Report 2012/13

Contents

| | |
|--|-----|
| Foreword..... | 3 |
| About Us | 4 |
| Key Issues | 19 |
| Improving Care..... | 25 |
| Working with Our Partners and Public Engagement..... | 42 |
| Equality & Diversity & Sustainability | 45 |
| Our Staff..... | 48 |
| Our Performance..... | 50 |
| Financial Review | 57 |
| Sustainability Report | 72 |
| Full Accounts (Appendix A, Financial Statements) | 76 |
| Remuneration Report (Appendix B)..... | 161 |
| Committees (Appendix C, Accountability Framework)..... | 170 |

Foreword from Chair and Chief Executive

Welcome to the Annual Report for 2012/13 for NHS North East Essex

North East Essex PCT (known as NHS North East Essex) is the primary care trust that commissions health services for people living in north east Essex. This report covers the 2012/13 financial year (1 April 2012 to 31 March 2013).

In 2011, we joined forces with NHS Mid Essex and NHS West Essex to become a PCT cluster to lead the NHS in north Essex.

In the final year of the PCT, we have continued to work alongside our partners, in particular the emerging Clinical Commissioning Groups (CCGs), to play our part in ensuring the best health outcomes for our patients.

Despite a tough financial climate, NHS North East Essex finished the financial year with a surplus of £1.132 million.

In our 2011/12 Annual Report we committed ourselves to the delivery of a Quality Innovation, Productivity & Prevention (QIPP) plan. Together with our health and local authority partners, we have continued to deliver this system-wide plan to deliver health care services that keep pace with increasing demand for healthcare and technological change and continue to improve the quality of care despite the tight financial constraints. You can read more about our QIPP achievements in the annual report.

All primary care trusts were disestablished on 31 March 2013 and it is therefore timely to look back and highlight a few of our many achievements over the years including:

- Improvements in community health services
- Safer services
- Delivery of government targets for waiting times
- Planning strategically and attracting more GPs to the area
- Improving the quality of and access to primary care
- Improved premises for primary care
- Achieving financial balance
- Establishing a successful transition to the new system

On behalf of the whole Board we would like to take this opportunity to thank everyone who has contributed over the years to the achievements of the PCT. In particular we must pay tribute to the loyalty and commitment of our staff, also our partners in health, in local government and the community.

Finally we would like to wish the new organisations every success in carrying the NHS forward. There are many successes to build on as well some significant challenges to face.

Dr Pam Donnelly
Chair

Andrew Pike
Chief Executive

Operating and Financial Review

We are required to present an operating and financial review in the context of the Annual Report, which provides the reader with a balanced and comprehensive analysis of the PCT's performance during the year. In accordance with NHS guidelines, this report covers the period from 1 April 2012 to 31 March 2013 and includes an overview of our achievements, details of the PCT's non-financial performance and the financial statements.

About us

NHS North East Essex is a primary care trust (PCT) for people who live in north east Essex. As your local NHS we are allocated a budget every year for our local population. We use this to plan, develop and commission (buy) healthcare services on your behalf.

Our main functions and responsibilities are to:

- Work with our local population and partners to improve their health and wellbeing.
- Ensure everybody has access to safe, high-quality healthcare services.
- Plan, develop and commission (buy) healthcare services that are appropriate and relevant for the local population in our area so patients have the services they need.
- Manage and coordinate NHS contracts with GPs, dentists, pharmacists, opticians, the ambulance service, specialist services from hospitals and other healthcare providers, community health services, mental health trusts and the voluntary or independent sector.

North East Essex has a GP-registered population of approximately 325,000 covering the Borough of Colchester and Tendring District.

Our place in the NHS

NHS North East Essex is one of the 13 PCTs in the East of England region. In 2011, along with NHS West and NHS Mid Essex, NHS North East Essex became part of the NHS North Essex PCT cluster.

We are accountable to our local population and to NHS Midlands and East Strategic Health Authority (previously East of England SHA), who monitor and evaluate our performance.

NHS Midlands and East are accountable to the Department of Health, as well as to the local population.

As commissioners, we plan and buy services from other NHS trusts and health care providers such as: Colchester Hospital University Foundation Trust and Anglian Community Enterprise.

We also manage, coordinate and commission services, from GPs, dentists, pharmacists and opticians (who are all independent businesses working under an NHS contract to us).

NHS North East Essex facts and figures

| | |
|--|--|
| Location of our headquarters | Colchester Primary Care Centre, Turner Road, Colchester, CO4 5JR |
| Communities covered | Districts of Colchester and Tendring, covering an area of approximately 250 square miles, which include a coastal strip, large rural areas and several main towns. |
| Population (GP registered) | 325,000 |
| Type of area | NHS North East Essex has one of the most deprived wards in the UK, as well as a mixed urban and rural area including relatively affluent market towns and villages. Tendring District is located in the north eastern peninsula of Essex and covers an area of approximately 130 square miles. Colchester is a diverse and growing borough, with a vibrant town centre, attractive villages and important natural landscapes. Over the next 15 years the borough will face many challenges, such as housing growth, evolving economic trends and the need for more sustainable transportation. |
| Budget | £560 million |
| No. of employees | 196 |
| Clinical Commissioning Groups | North East Essex Clinical Commissioning Group |
| No. of GP practices | 44 |
| No. of Primary Care Centres | 1 |
| No. of GP-led health centres (equitable access centre, open seven days a week, 12 hours a day, walk-in appointments) | 1 North Colchester Healthcare Centre Open Monday to Sunday 07.00 – 22.00 |
| No. of community pharmacies | 54 |
| No. of opticians practices | 32 |
| No. of dental surgeries | 39 |
| Main provider of acute hospital services | Colchester Hospital University Foundation Trust |
| Community services providers: | Anglian Community Enterprise formally North East Essex Provider Services. Community Osteopaths, Chiropractors and Physiotherapists Partnership agreements with over 30 voluntary organisations including St Helena Hospice, Marie Curie Cancer Care and Macmillan Cancer Support |
| Mental health and learning disabilities provider | North Essex Partnership NHS Foundation Trust Hertfordshire Partnership NHS Foundation Trust Rethink Colchester MIND |

| | |
|---|---------------------------------|
| | Other voluntary organisations |
| Main private hospitals providing NHS services | Ramsay Healthcare Oaks Hospital |

Background and changing role of PCT

In 2011 North East Essex PCT began working closely together with NHS Mid Essex and NHS West Essex (our neighbouring Primary Care Trusts) in a 'cluster' arrangement known as NHS North Essex, under a single executive team.

This is a form of partnership working that enables us to eliminate duplication, learn from each other and reduce some of the costs associated with the management of three primary care trusts. Each PCT remains a separate statutory body.

Staff are aligned, where possible, to the structures that will take over from April 2013 as a result of national NHS reforms.

Primary Care Trusts remain accountable until 31 March 2013, when their functions will be taken over by the newly established NHS Commissioning Board, Clinical Commissioning Groups, local authorities, NHS Commissioning Support Unit and the NHS Property Company. This is the biggest change to how healthcare is organised in a generation. GPs and other health professionals will now be working together with experienced NHS managers to decide how commissioning decisions are made.

NHS North Essex has been working with clinicians to help them prepare to take over commissioning of local health services.

From 1 April 2013, the three Clinical Commissioning Groups (CCGs) which will take over in the north of the county are:

- West Essex CCG www.westessexccg.nhs.uk
- Mid Essex CCG www.midessexccg.nhs.uk
- North East Essex CCG www.neessexccg.nhs.uk

They underwent a rigorous process to demonstrate readiness to lead commissioning of health services locally - working closely with their local GP member practices and other partners within the NHS, local authorities and the voluntary and community sector.

These are part of the changes to the NHS brought about by the Health and Social Care Act 2012. For more details on the act please see the following link to the Department of Health website: www.dh.gov.uk/health/2012/06/act-explained/

Where we buy your healthcare

The following table gives a summary of where we commissioned services in 2012/13:

| Type of healthcare | Where we buy it from on your behalf |
|---|--|
| Primary care: Your first point of contact for most NHS care. | <ul style="list-style-type: none"> • Local General Practices • Dentists • Pharmacists • Opticians and • Other provider primary care businesses. |

| | |
|---|--|
| Community services: This includes, district nursing, health visiting, speech and language therapy, podiatry, school nursing. | Anglian Community Enterprise formerly North East Essex Provider Services. Community Osteopaths, Chiropractors and Physiotherapists Partnership agreements with over 30 voluntary organisations including St Helena Hospice, Marie Curie Cancer Care and Macmillan Cancer Support |
| Hospital services: This includes outpatient clinics, operations and emergency care. | Colchester Hospital University NHS Foundation Trust (also provides clinics at the Fryatt Hospital and Clacton Community Hospital) Ramsey Health Care - Oaks Hospital Alliance Medical Mid Essex Hospital Services NHS Trust and Ipswich Hospital NHS Trust |
| Mental health services: Includes, for example, psychological therapies, community mental health teams, learning disability services. | North Essex Partnership NHS Foundation Trust Some voluntary organisations |
| Specialist health services: Includes, for example, treatment for specialist cardiac, renal, children's, neurosciences, cancer, genetics and many more. | East of England Specialised Commissioning Group commissions these services on our behalf from centres such as: Great Ormond Street Hospital, Addenbrooke's, Papworth Hospital, Barts and The London and a wide range of NHS and independent specialised service providers. |
| Emergency health services and transport. | East of England Ambulance Service NHS Trust Some voluntary organisations |

How your money was spent on services in 2012/2013

| Services | Expenditure £000 |
|--|---------------------|
| Acute hospital services | 217,339 |
| Specialised services | 50,462 |
| Community services | 41,486 |
| GP services | 47,000 |
| Dental services | 14,625 |
| Medicines prescribed by GPs | 53,343 |
| Services for people with learning disabilities | 6,461 |
| Mental health services | 40,249 |
| Nursing care services | 17,702 |
| Other services | 49,041 |
| General ophthalmic services | 3,350 |
| Corporate management and overheads | 11,748 |
| Premises | 5,780 |
| Total | 558,585 |

Our Board

The Board is the accountable body of the PCT and is held to account for the organisation's performance. The Board includes a majority of lay people, known as non-executive directors including the chairman, who ensure that the views of the community are represented, provide independent judgment and ensure good corporate governance and proper husbandry of public funds.

During 2011, the Department of Health made it a requirement for all PCTs to operate as clusters with their neighbouring PCTs, whilst still remaining statutory bodies. NHS North East, NHS Mid and NHS West Essex have been operating with one North Essex Cluster Board covering these PCTs.

Board Members

For the period 1 April 2012 to 30 March 2013 unless otherwise stated follow. Committee membership and governance structural change occurred due to changing of NHS North Essex Cluster directors and the departure of non-executive directors. See Appendix C for committee details.

NHS North Essex – 2012/13 Board Members

| Name | Designation | Start Date | End Date |
|-------------------|---|--------------------------|-------------------------|
| Chris Paveley | Chairman | 01/04/2012 | 31/12/2012 |
| Pamela Donnelly | Non-Executive Director and Deputy Chair, Interim Chairman | 01/04/2012 01/01/2013 | 31/12/2012 31/3/2013 |
| Dr Qadir Bakhsh | Non-Executive Director | 01/04/2012 | 30/11/2012 |
| Renata Drinkwater | Non-Executive Director | 01/04/2012 | 31/12/2012 |
| Alan Hubbard | Non-Executive Director | 01/04/2012 | 31/3/2013 |
| Stephen King | Non-Executive Director | 01/04/2012 | 31/3/2013 |
| Jerry Wedge | Non-Executive Director and Chair Cluster Audit Committee | 01/04/2012 | 31/3/2013 |
| Tim Young | Non-Executive Director | 01/04/2012 | 30/11/2012 |
| Sheila Bremner | Chief Executive | 01/04/2012 | 30/09/2012 |
| Denise Hagel | Interim Director of Nursing | 01/04/2012 | 30/09/2012 |
| Adrian Marr | Director of Resources | 01/04/2012 | 30/09/2012 |

| | | | |
|---|--|------------|------------|
| Sallie Mills Lewis | Director of Delivery | 01/04/2012 | 30/09/2012 |
| Sarah Jane Relf | Director of Transformation and Governance | 01/04/2012 | 30/09/2012 |
| Dr. Mike Gogarty or Alison Cowie from 1/10/2012 | Director of Public Health | 01/04/2012 | 31/3/2013 |
| Rob Gerlis | Chairman, WECCG | 01/04/2012 | 31/3/2013 |
| Donald McGeachy | Medical Director | 01/04/2012 | 31/03/2013 |
| Gary Sweeney | Chairman, NEECCG | 01/04/2012 | 31/3/2013 |
| Lisa Harrod-Rothwell | Chairman, MECCG | 01/04/2012 | 31/3/2013 |
| Luella Dixon | Director of Transition and Workforce | 01/10/2012 | 31/3/2013 |
| Margaret Hathaway | Commercial Director | 01/10/2012 | 31/3/2013 |
| Andrew Pike | Chief Executive and NCB LAT Director | 01/10/2012 | 31/3/2013 |
| Dawn Scrafield | Deputy CEO/Director of Finance, Performance & Operations | 01/10/2012 | 31/3/2013 |
| Ian Stidston | Director of Commissioning | 01/10/2012 | 31/3/2013 |
| Pol Toner | Director of Nursing | 01/10/2012 | 31/3/2013 |
| Chris Kerrigan | Director of Operations and Delivery | 01/01/2013 | 31/3/2013 |

NHS North Essex – Declarations of Interest 2012/13 Board Members

| Name | Business Interests | Voluntary Organisations or Charities | Contracting for NHS Services | Other Interests |
|------------------------|--|---|---|---|
| <i>Dr Qadir Bakhsh</i> | <p>As Managing Director of EAGLES Consultancy and Managing Editor of Cheetah Books, involved in various projects including health and mental health related work. Some of the clients include</p> <ul style="list-style-type: none"> • Qalb Mental Health Centre • The Asian Health Agency • Afiya Trust • Waltham Forest Muslim Trust • University of Central Lancashire • University of Warwick • League of British Muslims • Rehbar Trust and Urdu Times (UK) | <p>Chair – Waltham Forest Refugee Advice Centre General Secretary - Waltham Forest Muslim Burial Trust Trustee - Kanka-Gajendra Foundation Executive Committee Member - London East Three Faiths Forum Executive Committee Member – The League of British Muslims</p> | <p>Some of current clients and the organisations involved in (mentioned) are funded by the Dept. of Health, Home Office and their respective LAs and PCTs</p> | <p>Daughter, Dr Nadia Sheikh is an Occupational Health Consultant at Whipps Cross University Hospital, London E17</p> |
| Kamal Bishai | Principal in General | Nil | Nil | Nil |

| | | | | |
|---|---|--------------------------------|--------------------------------|---|
| | Practice, Chigwell Medical Centre (West Essex PCT) General Practitioner with Special Interest in Ophthalmology (West Essex PCT) Deputy Clinical Lead west and south west Essex Diabetic Eye Screening Programme (West Essex PCT) | | | |
| Sheila Bremner Ended 30/09/2012 | Chief Executive NHS Mid Essex Chief Executive NHS North East Essex Chief Executive NHS West Essex Chief Executive Sponsor for Essex Commissioning Support Unit (VERBAL) | Nil | Nil | Nil |
| Alison Cowie | Director of Public Health NHS Mid Essex Director of Public Health NHS North East Essex Director of Public Health NHS West Essex | Nil | Nil | Secondment to July 2012 to NHS South West Essex Cluster |
| Luella Dixon | Director of Transition and Workforce NHS Mid Essex Director of Transition and Workforce NHS North East Essex | Essex CLAPA – husband treasury | Essex CLAPA – husband treasury | Nil |

| | | | | |
|-------------------|---|--|---|-----|
| | Director of Transition and Workforce NHS West Essex | | | |
| Pamela Donnelly | Executive Director – Colchester Borough Council | Nil | Nil | Nil |
| Renata Drinkwater | Director, Capita Symonds Consulting (part of Capita Group PLC) Chief Executive, Expert Patients Programme Community Interest Company Director, Drinkwater Consulting Ltd (currently not trading) | Trustee, Expert Patient's Programme Charity Member, Diabetes UK | Director, Capita Symonds Consulting, Capita Symonds may contract with NHS Chief Executive, Expert Patients Programme Community Interest Company, EPP CIC may contract with the NHS | Nil |
| Rob Gerlis | GP Partner Ross Practice, Keats House, Harlow, Essex | Nil | Nil | Nil |
| Mike Gogarty | Director of Public Health, NHS Mid Essex Director of Public Health, NHS North East Essex Director of Public Health, NHS West Essex Director of Public Health – Health and Wellbeing Board (VERBAL) | Director of Public Health Essex County Council | Nil | Nil |

| | | | | |
|--------------|---|--|--|---|
| Shane Gordon | North East Essex Clinical Commissioning Group – Chief Executive Officer | North East Essex GP Commissioning Group Ltd – Chief Executive Officer This is a not-for-profit, commissioning only organisation working in partnership with NHS North East Essex since 2006 | Salaried GP Bluebell surgery, Highwoods, Colchester | National Co-Lead, Clinical Federation (NHS Alliance) Consultancy (with no on-going interest) to :- <ul style="list-style-type: none"> • The Improvement Foundation and their clients • NHS Alliance and its clients • Capita • EMAP Publishing • United Business Media • Unilever • Several PCTs and PBC clusters in England • Charitable organisations including Age UK • Pharmaceutical companies in relation to awareness of commissioning including: <ol style="list-style-type: none"> 1. Glaxo Smith-Kline 2. Pfizer (and subsidiaries) 3. Boeringer-Ingelheim 4. Sanofi-Aventis 5. Otsuka 6. Merck, Sharpe & Dhome |
| Denise Hagel | Interim Director of Nursing, | Nil | Nil | Nil |

| | | | | |
|----------------------|---|--|---|---|
| | NHS Mid Essex Interim Director of Nursing, NHS North East Essex Interim Director of Nursing, NHS West Essex Director Hagel House Ltd | | | |
| Lisa Harrod-Rothwell | Vice Chair and Board LMC member | Nil | Nil | Nil |
| Margaret Hathaway | Commercial Director NHS Mid Essex Commercial Director NHS North East Essex Commercial Director NHS West Essex | Nil | Director of South East Essex LIFT Ltd Director of Realise Health Ltd | Husband works as an IT project manager in South Essex PCT Cluster |
| Alan Hubbard | Chair, Essex Probation Trust Lay member (Commercial) Mid Essex Clinical Commissioning Group | Nil | Essex Probation Trust | Nil |
| Stephen King | None other than indirect via Pension and savings Lay member Governance, West Essex CCG. | Director RNIB Trustee Sightsavers International Trustee IAPB President Daisy Consortium | | |
| Donald McGeachy | Medical Director, NHS Mid Essex Medical Director, NHS North East Essex Medical Director, NHS | Nil | Wife is a GP in Tillingham and holds a contract with NHS Mid Essex | Nil |

| | | | | |
|---|--|--------------------------|---|-----|
| | West Essex Interim Accountable Officer for Mid Essex Clinical part-time salaried GP and GPWSI employed by "The Practice plc." Commissioning Group | | | |
| Adrian Marr Ended 30/09/2012 | Director of Resources NHS North East Essex Director of Resources NHS West Essex Director of Resources NHS Mid Essex Executive Lead Director for of the local arm of the NHS Board (VERBAL) | Nil | Public Sector Director for RHL (Liftco) School Governor Holbrook High School | Nil |
| Sallie Mills Lewis Ended 30/09/2012 | Director of Delivery NHS North East Essex Director of Delivery NHS West Essex Director of Delivery NHS Mid Essex Acting Managing Director – Essex Commissioning Support Services | | Balkerne Garden Trust, Colchester (has contract with North East Essex PCT) Husband and Sallie are shareholders. Sister in law is the director | |
| Chris Paveley | Jacobite Limited Re-member Ltd Montal Computer Services Ltd Thurrock Thames Gateway | Firstsite, Colchester | Nil | Nil |

| | | | | |
|--|---|--|---|---|
| | Development Corporation | | | |
| Andrew Pike | NCB LAT Director NHS Mid Essex NCB LAT Director NHS North East Essex NCB LAT Director NHS West Essex | Member of Extra21 Downs Syndrome Association Charity | Nil | Uncle – Joe Pike is an County Councillor for Essex County Council |
| Sarah Jane Relf Ended 30/09/2012 | Director of Transition and Governance, NHS Mid Essex Director of Transition and Governance, NHS North East Essex Director of Transition and Governance, NHS West Essex Interim Director of Organisational and Relationship Development - Essex Commissioning Support Service | Nil | Nil | Nil |
| Dawn Scrafield | Deputy CEO/Director of Finance, Performance & Operations NHS Mid Essex Deputy CEO/Director of Finance, Performance & Operations NHS North East Essex Deputy CEO/Director of Finance, Performance & | Equal People Theatre Company - Treasurer | Husband is seconded to South Essex Partnership NHS Foundation Trust | GP is Dr Khan, Carnarvon Medical Centre |

| | | | | |
|---------------|---|--|---|--|
| | Operations NHS West Essex Deputy | | | |
| Bryan Spencer | Nil | League of Friends of Halstead Hospital (ex Officio Committee member | Nil | Nil |
| Ian Stidson | Director of Commissioning NHS Mid Essex Director of Commissioning NHS North East Essex Director of Commissioning NHS West Essex | Nil | Nil | Nil |
| Gary Sweeney | Director for SHEL – non-profit making subsidiary of LMC supporting failing practices. Director paid for time | Member of the North Essex Local Medical Council | GPwSI providing Sigmoidoscopy services to NHS | |
| Pol Toner | Director of Nursing NHS North East Essex Director of Nursing NHS West Essex Director of Nursing NHS Mid Essex | Governor at St John Payne Catholic School Coach at Braintree Rugby Club | | Wife is employed by NHS Mid Essex |
| Jerry Wedge | Trinity House Lay member North East Essex CCG | Nil | Nil | Nil |
| Tim Young | Board member, Colne Housing Society Ltd (from June 2012 – Chair from | Nil | Nil | Member of Colchester Borough Council Board Member Essex Probation |

| | | | | |
|--|--|--|--|--|
| | September 2012) Non-Executive Director of Southend University Hospital NHS Foundation Trust (WEF 01/12/2012) | | | Wife is a member of Colchester Borough Council and Essex County Council School Governor for the Colchester Academy |
|--|--|--|--|--|

Directors Details

As far as the directors are aware there is no relevant audit information of which the NHS body's auditors are unaware and he/she has taken all the steps that he/she ought to have taken as a director in order to make himself aware of any relevant audit information and to establish that the NHS body's auditors are aware of that information.

Our principles, values and priorities

Mid Essex Primary Care Trust (PCT), North East Essex PCT and West Essex PCT have been working together as a cluster to lead the NHS in north Essex and ensure the provision of high quality healthcare services to its residents. Our aim is to be a caring, successful and ethical leader of the health system and to build a sustainable and effective system for the future.

Whilst implementing the planned evolutionary change to the system, as envisaged by the Government White Paper, we must nurture and protect pride in our NHS.

The principles and values established in the NHS Constitution will remain at the heart of our commissioning actions now, and form the bedrock in preparing and supporting the commissioners of the future.

We have shared these principles and values with our staff, stakeholders and partners for comment, so that we can be judged by these standards. For more information, visit www.nhs.uk/NHSConstitution.

Key issues for NHS North East Essex during the year

NHS Reform

The Health and Social Care Act (March 2012) makes many major changes to the way the NHS is managed.

The key areas of the Act are:

- Establishes an independent NHS Board to allocate resources and provide commissioning guidance
- Increases GPs' powers to commission services on behalf of their patients (through Clinical Commissioning Groups)
- Strengthens the role of the Care Quality Commission
- Develops Monitor, the body that currently regulates NHS foundation trusts, into an economic regulator to oversee aspects of access and competition in the NHS
- Cuts the number of health bodies to help meet the Government's commitment to cut NHS administration costs by a third, including abolishing Primary Care Trusts and Strategic Health Authorities.

Source: www.parliament.co.uk

This means that, with effect from 1 April 2013, PCTs and Strategic Health Authorities will be abolished and new organisations will be formally established including: CCGs (Clinical Commissioning Groups), CSUs (Commissioning Support Units) and the National Commissioning Board (NCB).

Additional duties have been placed on local authorities, including joined up commissioning of local NHS services, social care and public health (see below).

Clinical Commissioning Groups in North East Essex

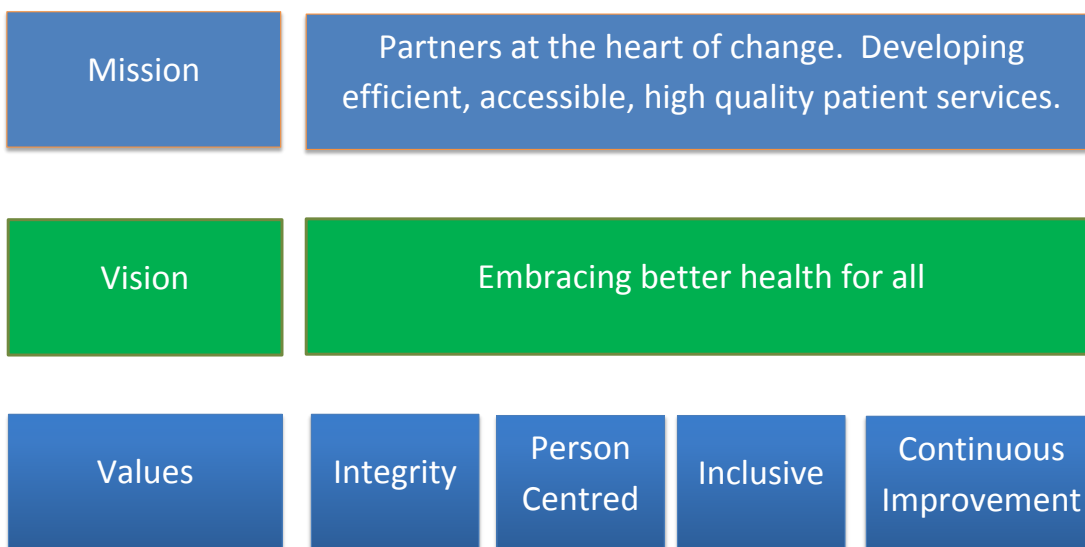
The Health and Social Care Bill sets out the framework for the establishment of Clinical Commissioning Groups (CCGs).

From 1 April 2013, CCGs will take over many of the duties of the PCTs and will become responsible for commissioning most healthcare – planning, buying and monitoring services to meet the needs of their local communities.

In 2012/13, CCGs have been working towards authorisation. During this time, North East Essex CCG has established itself as a clinically led commissioning organisation which has successfully been authorised by the NHS Commissioning Board. This means that from 1 April 2013 the CCG will be the statutory body responsible for commissioning health services for the population of North East Essex.

During the year the CCG has taken every opportunity to develop itself as a high performing organisation whilst embedding the vision and values:

NORTH EAST ESSEX CCG – OUR MISSION, VISION AND VALUES



A comprehensive programme of board and executive development has taken place during the year to ensure that the governance and leadership structure is robust and fit for purpose.

The CCG board is made up of clinicians, managers and lay members:

Dr Gary Sweeney – Chair
Dr Shane Gordon – Clinical Chief Officer
Dr Hasan Chowhan – GP elected member
Dr Simon Sherwood – GP elected member
Dr Max Hickman – GP elected member and vice clinical chair
Dr Paul Molyneux – Secondary Care Specialist
Kirsty Denwood – Chief Finance Officer
Samantha Hepplewhite – Chief Operating Officer
Lisa Llewelyn – Director of Nursing and Clinical Quality
Donna Telfer – Lay member – Patient and public engagement
Jerry Wedge – Lay member – Governance and audit
Martin Durrant – Practice Manager elected member
Nick Presmeg – Local Authority Director
Dr Jo Broadbent – Public Health Consultant
Maurice Newbolt – Health Forum Representative

During 2012/13 the CCG shadow board met in public a number of times in various different locations throughout the North East Essex area. Presentations to the board and the public

during these meetings have included ambulance performance, End of Life Strategy and the Francis report.

Contact North East Essex Clinical Commissioning Group:

Primary Care Centre
Turner Road
Colchester
ESSEX
CO4 5JR

Telephone:

Tracy Buckingham (Executive Officer) 01206 286693

Commissioning Support Unit (CSU)

Commissioning Support Units (CSU) will formally be established on 1 April 2013. CSUs will provide capacity and resources to clinical commissioners as an extension of their local team to ensure that commissioning decisions are informed and processes structured. This approach will help achieve economies of scale and allow clinical commissioning groups to focus on direct commissioning of services for their patients.

CSUs are not statutory bodies and therefore have no statutory functions. They are accountable to clinical commissioners.

NHS Central Eastern CSU has a turnover of more than £50m and approximately 750 staff. Between them, its CCG customers serve a population of over 3.5 million people.

NHS Central Eastern CSU was formed by bringing together two separate predecessor bodies Hertfordshire Integrated CSU and Essex CSU – following the appointment of David Stout as the Managing Director of both CSUs in October 2012. It has three Business Units including Essex Commissioning Support which will provide services for CCGs in South Essex.

The CSU is led by:

- David Stout, Managing Director
- Carol Winser, Chief Operating Officer, Essex Business Unit
- Phil Crossley, Interim Chief Operating Officer, Herts, Beds and Luton Business Unit
- Luella Dixon, Director of HR, Organisational Development and Corporate Services
- Richard Rolt, ICT Service Director
- Jason Skinner, Chief Financial Officer
- Mary Currie, Director of Clinical Services

For further information visit: www.centraleasterncsu.nhs.uk

NHS England

NHS England - previously known as the National Commissioning Board (NCB) - will be established formally on 1 April 2013. Its role will be to commission high quality primary care services, support and develop CCGs as well as assessing and assuring performance, direct commissioning (including specialised services), managing and cultivating local partnerships and stakeholder relationships, including representation on Health and Wellbeing Boards.

NHS England will have an overarching role to ensure the NHS delivers better outcomes for patients within its available resources, and uphold the principles and values of the NHS Constitution. It will aim to deliver improved health outcomes as defined by the NHS Outcomes Framework, ensure people's rights under the NHS Constitution are met and that NHS bodies operate within the resource limits. Achieving this will enable patients and the public to have more choice and control over their care and services, clinicians to have

greater freedom to innovate to shape services around the needs and choices of patients, and the promotion of equality and the reduction of inequality in access to healthcare.

The overall national running costs budget £527m of NHS England represents a reduction of almost half on previous running costs. Around 75% of the budget will be deployed locally, which reflects that the majority of NHS England's functions will be carried out locally.

NHS England will be accountable to the Department of Health and will have a national support centre in Leeds and a presence in London. There will be 27 Area Teams across England which is divided between four regions and they will all have the same core functions:

- system oversight and configuration
- building partnerships
- Clinical Commissioning Group development and assurance (including allocating resources to CCGs and supporting CCGs in commissioning services on behalf of their patients)
- emergency planning, resilience and response
- quality and safety
- direct responsibility for commissioning the following services:
 - primary care
 - military and prison health services
 - high secure psychiatric services
 - specialised services

The Essex Area Team will be lead by Andrew Pike, the Area Director. Other members of the Executive Director Team include:

- Dawn Scrafield, Director of Finance and Deputy Area Director
- Chris Kerrigan, Director of Operations and Delivery
- Ian Stidston, Director of Commissioning
- Christine Macleod, Medical Director
- Pól Toner, Director of Nursing

The Essex Area Team members will be based at:

Swift House
Hedgerows Business Park
Colchester Road
Springfield
Chelmsford
CM2 5PF

Tel: 01245 398770

More information is available at www.england.nhs.uk

Public Health moving to Local Authorities

From 1 April 2013, the public health function will formally transfer from PCTs to Local Authorities. This transition has already started with public health teams being co-located with Local Authorities. The public health team in north east Essex has moved to Essex County Council.

Public Health England

Public Health England (PHE) is a new organisation which will be established on 1 April 2013 as the authoritative national voice and expert service provider for national health. PHE's

mission will be to protect and improve the nation's health and wellbeing and to reduce health inequalities. It is an agency of the Department of Health and operationally independent from the department. PHE is led by Duncan Selbie, Chief Executive.

NHS Property Services Ltd

NHS Property Services Ltd will be established on 1 April 2013. Its role is to manage and develop around 3,600 NHS facilities nationally, from GP practices to administrative buildings. For more information visit: www.property.nhs.uk

Health and Wellbeing Boards

A key part of the Government's Health and Social Care Act (2012) will be the establishment of a statutory Health and Wellbeing Board in every upper tier authority.

These Boards will offer the opportunity for system-wide leadership to improve both health outcomes and health and care services. In particular they will have a duty to promote integrated working, and drive improvements in health and wellbeing by promoting joint commissioning and integrated delivery.

Health and Wellbeing Boards will be responsible for:

- Leading on the production of the Joint Strategic Needs Assessment (JSNA) - an assessment of local health and wellbeing needs across healthcare, social care and public health.
- Producing a Joint Health and Wellbeing Strategy in response to the JSNA, which will provide a strategic framework for local commissioning plans.

The Boards will bring together locally elected councillors with the key commissioners, including representatives of clinical commissioning groups, directors of public health, children's services and adult social services and a representative of local Healthwatch (the new patients' representative body).

Essex Health and Wellbeing Board

Plans for the formal establishment of the Essex Health and Wellbeing Board as a committee of Essex County Council on 1 April 2013 continued throughout 2012/13.

A shadow board met on six occasions. Membership initially included GPs who were Board members for each of the five Clinical Commissioning Groups covering Essex and the Chief Executives of the north and south Essex PCT clusters. As the NHS continued its transformation to implement the changes from the Health and Social Care Act 2012, representation from the PCTs was changed to the Local Area Director for the NHS Commissioning Board, Andrew Pike.

Throughout the year, the shadow board oversaw the update of the Joint Strategic Needs Assessment and the production of a Joint Health and Wellbeing Strategy. Both these documents were then used to support the CCGs in the development of their Commissioning Plans. During the final quarter of the year, the board dedicated significant time to carrying out its statutory duty to comment on the CCGs' Commissioning Plans. These also contained proposals for the integrated commissioning of health and social care services which formed the health and wellbeing theme of the Community Budget proposal to the government from Essex, Southend and Thurrock. The Board also supported the establishment of Healthwatch Essex and the transfer of public health duties to Essex County Council.

Membership of Essex Shadow Health and Wellbeing Board:

| Membership | Name |
|--------------------------------------|-------------------|
| Leader of the County Council (Chair) | Cllr Peter Martin |
| North East Essex CCG | Dr Gary Sweeney |

| | |
|---|--|
| Mid Essex CCG | Dr Bryan Spencer (April – November 2012) Dr Lisa Harrod Rothwell (January 2013 onwards) |
| West Essex CCG | Dr Kamal Bishai |
| Brentwood & Basildon CCG | Dr Ann Pretty (April – July 2012) Dr Anil Chopra (September 2012 onwards) |
| Castle Point & Rochford CCG | Dr Sunil Gupta |
| Cabinet Member for Adults, Health & Community Wellbeing ECC | Cllr Ann Naylor |
| Cabinet Member Children's Services ECC | Cllr Ray Gooding |
| District Council Leader | Cllr Terry Cutmore (Rochford DC) |
| District Council Leader | Cllr John Galley (Chelmsford City Council) |
| County Council Chief Executive | Joanna Killian |
| Acting Director of Adult Social Care ECC | Liz Chidgey (until January 2013) |
| Director of Children's Services ECC | Dave Hill |
| Director Public Health ECC | Dr Mike Gogarty |
| Interim HealthWatch Exec rep | Mike Adams |
| LInK Exec rep | Tony Hopper |
| Voluntary sector umbrella rep | Sue Sumner (until November 2012) |
| District Council Chief Executive | Ian Davidson (Tendring DC) |
| District Council Chief Executive | Malcolm Morley (Harlow DC) |
| NHS Commissioning Board Local Area Team Director (initially representing South Essex PCT cluster) | Andrew Pike |
| North Essex PCT cluster | Sheila Bremner (until July 2012) |

NHS Constitution

The NHS Constitution became law in November 2009. It enshrines the original principle of the NHS when it was founded over 60 years ago – the NHS belongs to the people and the Constitution sets out rights and responsibilities for staff and for patients and the public. For more information, visit www.nhs.uk

NHS North Essex

To ensure that NHS North Essex is compliant with the NHS Constitution, we have nominated our Executive Director Shane Gordon as Constitution Champion. We are continuing to promote and have due regard to the NHS Constitution and it is the foundation of our principles and values (see section on Principles, Values and Priorities). Meanwhile, the executive summary for all NHS North East Essex Board papers make reference to which aspects of the NHS Constitution are covered by that paper, which ensures that the NHS Constitution is referred to in our mainstream business.

Looking forward, local clinical commissioners will be responsible for upholding and reinforcing the requirements of the NHS Constitution.

Improving Care

Children's Services

A single care pathway has been developed for the delivery of Children and Young People's Continuing Care across Essex, in partnership with the local authorities (Essex County Council, Thurrock Council and Southend Borough Council). This pathway offers a transparent and consistent approach to commissioning and delivery of provision which ensures equitable and appropriate resource allocation, based on individual need and reflecting value for money.

The services commissioned under this accreditation process will meet the following key objectives:

- To provide a range of quality, patient-focused care programmes to meet patients' needs ensuring an efficient service giving a personalised tailored approach to care, taking account of the patient's dignity, respect, cultural and religious needs
- To develop seamless pathways of care by developing systems and processes so that patients receive continuous joined-up care provision
- To ensure care delivery meets all necessary NHS standards.
- To maintain and enhance choice through Plurality of Service Providers.
- To encourage innovative ways of working.
- To improve value for money through 'added value'.
- To move to a position where all Service Providers are using Standard NHS Contracts for activity or financial guarantees.

Personal Health Budgets

Personal health budgets support the future direction of a modern NHS, which focuses on quality and gives patients more control and choice. It aims to improve the patient experience by delivering care in the most appropriate setting and by the provider of their choice. In advance of the national roll out of Personal Health Budgets for Continuing Health care in 2014, NHS North Essex, as part of the Department of Health Pilot, has implemented Personal Health Budgets for a small cohort of children/young people who are eligible for continuing care funding.

This initiative offers:

- Greater level of patient choice and control than currently exists
- Improved working relationships between the PCT, Social Care, provider organisations and 3rd sector organisations
- Increased personalisation
- Increased use of patients managing their conditions themselves with a corresponding decrease in unnecessary use of primary and secondary care services
- Decrease in unnecessary use of social and health services

East of England High Impact Pathways

Work on the high impact pathways is underway across all CCG areas.

In line with national, regional and local policy, we need to examine the current utilisation rates of secondary and community health services, with the aim of ensuring that as many children are cared for as close to home as is clinically appropriate. This will deliver better outcomes to the child and family, and may release resources. Significant numbers of children access non-elective services both at hospitals across Essex, when alternatives are available.

This project sets out to achieve a number of outcomes:

- An analysis of A&E utilisation and options for the future
- The development of a cluster-wide approach to paediatric assessment units, including specification of services and tariff
- The development of a specification for acute inpatient care
- A review of current paediatric community nursing services, to ensure that services have the capacity and capability to manage more care at home (linked to the above), provide effective review processes for primary care and facilitate early supported discharge.
- The implementation of high impact pathways for common acute conditions in children, including:
 - Workforce redesign
 - training and development
 - communications and engagement
- The high impact pathways are:

- Bronchiolitis [*pathway complete*]
- Gastroenteritis [*in progress*]
- Febrile illness [*in progress*]
- Respiratory including Asthma
- Head Injury
- Diabetes
- Epilepsy
- Constipation/Encopresis
- A review of current contractual arrangements for phlebotomy is being undertaken in North Essex as a specific piece of work to improve C&YP phlebotomy services.

Families with Complex Needs and Early Offer of Help work with the Local Authority

Background

The Government has recently published draft legislation that follows up proposals set out in the Green Paper, ‘Support and Aspiration: A new approach to special educational needs and disability’ and ‘The next steps’ document signal the Government’s intention to require the local authorities to set out a local offer. The purpose of the local offer is to enable parents and young people to see more clearly what services are available in their area and how to access them. The offer will include provision from birth to 25, across education, health and social care.

Essex/ Southend

Essex County Council and Southend Borough Council has developed local task and finish groups to enable parents and young people to see more clearly what services are available and how to access them and have also asked multi-agency professionals to collectively work with them to develop this local offer across the county (Essex and Southend).

Both LAs have very similar timelines for implementation:

| | |
|---|-------------------|
| Set up Task & Finish Group | March- April 2013 |
| Develop a communication strategy | March-May 2013 |
| Stakeholder workshops | April – June 2013 |
| Develop the draft ‘Local Offer’ & Present to stakeholders | June – Nov 2013 |
| Consultation | Nov – Jan 2014 |
| Amend | Jan – Feb 2014 |
| Corporate approval process | March-July 2014 |
| Local Offer in place | September 2014 |

Revised sexual abuse pathways within the Sexual Assault Referral Centre (SARC) and opening up to self referral – Essex wide all CCG’s

- Agreed revised pathways for C&YP 0 – 5yrs, 5 – 11yrs, over 13 yrs in collaboration with statutory agencies and acute units. In line with plan for making the service more accessible the service as planned opens to self referral in April 2013.

Health Visitor Specification and delivery of Maternal Early Sustained Child Home Visiting (MESCH) Essex Wide

The Future Model for Health Visiting Practice

It is proposed health visiting will be delivered at four differing levels led by health visitors but delivered by a range of partners so as to address the range of complex need that is present in today’s society.

The first level - **Community** is about building community capacity and health visitors working with local communities to build resources that can support families that are sustainable long term.

The next level - **Universal services for all families:** working with midwives, building strong

relationships in pregnancy and early weeks and planning future contacts with families. Responsible for leading the Healthy Child Programme for families with children under the age of 5. **Universal Plus** – this is where **any family** may need additional support some of the time, for example care packages for maternal mental health, parenting support and baby/toddler sleep problems – where the health visitor may provide, delegate or refer. The purpose being is to intervene early so as to prevent problems developing or worsening.

Partnership Plus - is a service for **vulnerable families requiring on-going additional support** for a range of special needs, for example families at social disadvantage, families with a child with a disability, teenage mothers, adult mental health problems or substance misuse. Making sure the appropriate health visiting services form part of the high intensity multi agency services for families where there are **safeguarding and child protection concerns**. In Essex we are implementing the Maternal Early Sustained Child Home Visiting Model (MESCH) to address these families' needs.

The final level is **Family Nurse Partnership** – this is funded separately and has ring fenced money to support the growth in FNP. In Essex we do not intend to have an additional site for FNP but to utilise the South East Essex FNP site as a hub and to appoint additional FNP nurses who will receive arms-length support from the Hub.

Workforce Growth

The NHS Operating Framework for 2011/12 and supporting guidance set clear expectations for workforce and training growth for 2011/12.

It is estimated that some 6,000 additional health visitors will need to be trained over the period to 2015 to allow for retirements and other loss from the workforce and achieve 4,200 extra health visitors.

Maternal Early Sustained Child Home Visiting (MESCH) UK

This is the model of delivery for Essex and is unique to Essex in terms of approach at this point in time. The model provides a structure for health visiting practice for those families identified either ante-natally or within the first three months who meet certain vulnerability criteria. The programme includes 20 visits in the child's first two years, in addition to the Healthy Child programme routine contacts. The home visits enable a therapeutic relationship to develop between the health visitor and the family that is responsive to need and ensures when crises occur they are managed effectively and with significant insight into the family's strengths and resilience as well as their particular vulnerabilities. MESCH is a philosophy of working as opposed to a prescriptive programme of engagement.

Some of the 'MESCH families' will be children with a safeguarding plan or children in need. The family partnership model of engagement underpins MESCH practice and all health visitors in Essex will be familiar with the skills required to work in this way.

Research Application

The model was developed in Sydney Australia, and will be adapted to meet the needs of families in the UK. Funding has been applied for from the Burdett Trust to evaluate the roll out of MESCH in Essex. The research bid has been submitted by Professor Sarah Cowley at Kings College, London, Professor Debra Bick, Crispin Day, Hilton Davies, Jane Barlow and staff from Essex (commissioners and providers).

Children and Adolescent Mental Health Services (CAMHS)

A single gateway has been put into North Essex manned by Tier 2 and 3 CAMHS professionals to screen and triage all CAMHS referrals to ensure they are linked to the right service provision at the point of referral.

Mental health services in north Essex

In 2012/2013 there has been a focus in adult care on moving from a bed based rehabilitation service to a more community focused modernised service. Recovery principles are key, i.e. the belief that every individual has potential and can be helped to reach that potential. In west Essex bed numbers have reduced from eleven to four, and the community team are

working closely with a housing association that is beginning to provide accommodation for people receiving the service. In mid Essex considerable preparation has been undertaken to implement a recovery hub/college and in north east Essex service users are now accessing a care farm which is being positively evaluated. The project is run on a north Essex wide basis.

Planning has taken place in 2013/2014 to:

- a) agree a local mental health strategy to complement the national strategy “No health without mental health” and the Essex wide dementia strategy
- b) agree integrated development plans with Essex County Council
- c) carry out considerable work including the establishment of specialist housing groups in each area and the involvement of service users and housing experts in the development of specifications to enable a re-procurement of sheltered housing services. It is anticipated that the new provision will more adequately meet the need.

In child and adolescent care a new Tier Four in patient service for Essex opened in Colchester, at the St Aubyn Centre. This has provided upgraded facilities and a new challenging behaviour service. In addition a new single gateway for access to services has been successfully piloted.

In older adult services, in line with the dementia strategy for Essex, all three PCT areas stabilised and invested in memory assessment services as a key part of the health contribution to treating and caring for people with dementia. The diagnostic gap continues to decrease.

In learning disability services a continuing challenge across north Essex is the achievement of targets for people with learning disability who have had health checks in primary care.

The Health in Mind Improving Access to Psychological Therapies (IAPT) service led by Rethink have been continuing to receive a higher than expected level of referrals. People with a significantly higher level of need than was anticipated are being referred for treatment. Pilot programmes have been running to look at how evidence based treatments that will help people such as STEPPS EI for emotional instability can be offered.

Colchester Mind had been running a pilot Dementia Advisor Service to offer information to people who are newly diagnosed with dementia and their carers. The service is integrating with the Memory Assessment Service.

Health in Mind has been running a pilot programme to offer diagnoses, disclosure and direction for adults who maybe suffering with autistic spectrum conditions. This provides a service which previously people have had to go out of area to receive.

Mental health and learning disability services in north Essex

| Provider | Summary of services & comments |
|--|---|
| North Essex Partnership Foundation Trust (NEPFT) North Essex provider | A range of secondary mental health services including inpatient and community services for adults older adults and children and adolescents. . |
| Cambridge & Peterborough NHS Foundation Trust (CPFT) West and Mid Essex provider | Border related and specialist (including CAMH) Eating Disorder services CPFT also provides specialist CAMH Eating Disorder services for North Essex PCT's and IAPT services for Mid Essex PCT |
| North East London NHS Foundation Trust (NELFT) West Essex provider | Secondary mental health services |
| South Essex Partnership Foundation Trust (SEPT) North Essex provider and | Provision of community forensic services for North Essex and community learning disability services in West Essex |

| | |
|---|---|
| West Essex provider | |
| Care UK North Essex provider | Provision of nursing home services to support older people aged 65+ who have been identified as having NHS continuing healthcare needs and require long term nursing home placements. |
| Together ¹ West Essex provider | The provision of supported accommodation continues to support a total of 5 ex-Clayburry patients. |
| Astracare Connolly House North Essex provider | Nursing home and hospital care mainly for people with dementia |
| Hertfordshire Partnership Foundation Trust North Essex provider | Assessment and treatment services for people with learning disability |
| Anglia Community Enterprise Mid and North East provider | Community services for people with learning disability |
| West Essex MIND Well Being Consortium West Essex provider | IAPT services |
| Health in Mind North East Essex provider | Rethink and NEPFT providing IAPT services |
| Tendring mental health support West Essex and North east Essex provider | Independent mental health advocacy services |
| Mid Essex MIND | Independent mental health advocacy services |
| Butterfly Farm North East Essex provider | Care farm |
| Basildon MIND North Essex provider | Forensic inpatient advocacy |
| Chelmsford MIND | Eating disorder services |
| Colchester MIND | Child and Adolescent services |
| COPE North East Essex provider | Eating disorder services |

NB Financial contributions are made through a Section 256 agreement with Essex County Council to assist in the provision of advocacy services, supported housing services, daycare services, employment advisers and service user engagement. A variety of non statutory providers are engaged in providing these services

NB Tertiary services are provided to individual service users accessing a wide variety of specialist care in London and elsewhere.

Older people

In this year's integrated plan the PCT recognised older people as one of the three key areas, together with urgent care and long term conditions, that requires significant transformation to ensure that as often as possible patients are treated safely and effectively in their own homes. The CCG, working on behalf of the PCT, has continued to work with the local community provider in 2012-13 to establish robust admission avoidance schemes and increased the interaction with social services to provide a more streamlined service for our patients. In planning for the future the CCG is working increasingly with Essex County Council to develop integrated pathways that will provide safer care closer to home.

Things we have done this year:

- This year has seen the increased use of the memory assessment clinic which enables the early identification of patients with dementia, this has enabled better care to be offered and more appropriate drugs to be prescribed.

- Early Supported discharge for stroke patients this provides a seamless service for those patients as they leave hospital.
- The introduction of the Virtual Ward has seen a reduction of avoidable admissions for ambulatory care sensitive conditions to hospital. An improved satisfaction rate for the care of these patients as seen by their community matrons/GPs and has also led to the early identification of social care needs.
- Worked with social care to ensure that there has been strong performance in relation to transfers of care & use of reablement.

Ensuring Quality

We are committed to giving our patients quality healthcare, in the right place and at the right time.

Improving quality, patient safety and experience

The following is just a snapshot of the work that we have been doing in 2012/13 to improve the quality of our patient services, the safety of our patients and their experience of the NHS. More information can be found in our separate PCT board reports, which are available on our website <http://www.northessex.nhs.uk/>:

The quality team in north east Essex provide assurance to the Board that the delivery of safe, excellent quality services are monitored in all providers across north east Essex and that patients have positive and effective experiences. They are responsible for challenging, monitoring and promoting the Quality agenda.

The overarching responsibilities within the quality teams are:

1. Organisational accountability for ensuring that the commissioning organisation complies with statutory and mandatory requirements relating to patient quality and safety.
2. Commissioning and procurement support to ensure quality is incorporated into all specifications.
3. Performance monitoring of quality, safety and patient experience in commissioned services contracts, through formal Clinical Quality review meetings, announced and unannounced visits and monitoring of patient experience and feedback.

The quality team is currently organised into three main work streams:

1. **Patient Safety**, which includes:

- Serious Incident and Never Events - management, investigation and monitoring
- Distribution and monitoring of implementation of Safety Alert Bulletins
- Clinical Audit/Research & Development
- Working toward the elimination of the following, supported by the national "Safety Thermometer" initiative (which gives a template to check basic levels of care, identify where things are going wrong and take action):
 - Avoidable pressure ulcers
 - Venous thromboembolisms
 - Falls
 - Catheter-acquired urinary tract infections

2. **Patient experience**, which includes:

- Adult and Children Safeguarding (including authorisation of
- Deprivation of Liberty requests under the Mental Capacity Act)
- PCT PALS Service (Compliments and Complaints)
- Eliminating Mixed Sex Accommodation

- Implementation of the Patient Revolution (Friends & Families Test)

3. Infection, Protection & Control (IPC), which includes:

- Gaining assurance that providers are compliant with the code of practice for infection prevention and control as part of the Health and Social Care Act 2008
- Implementation of the IPC Commissioning Framework
- Development and Leadership of Health and Social Care Economy for IPC
- Provision of specialist inpatient clinical advice, including custodian of the HPA HCAI Care Register
- Audit and monitoring of suitability of premises to deliver safe services with specific regard to IPC
- This directorate is also responsible for Nurse Leadership and monitoring standards and practise in the delivery of nursing care within the local health economy.

Patient Safety

Summary Hospital-level Mortality Indicator (SHMI)

The Summary Hospital-level Mortality Indicator (SHMI) is the principal indicator used to measure mortality. The SHMI incorporates all deaths in hospital for all non-specialist acute Trusts. In addition, all patients who die within 30 days after transfer from a non-specialist acute trust to a community or specialist hospital will have their death attributed to the last non-specialist acute provider they were treated in prior to transfer.

The most recent data for 2012/13 shows:

Colchester Hospital University NHS Foundation Trust (CHUFT) at 116 (above normal range)

The data from CHUFT is thoroughly investigated through a Mortality Review Group at the hospital to ensure robust understanding of the data and to facilitate improvement.

Never events

The PCT receives Serious Incident reports from all commissioned services and closely monitors the investigation and learning from these incidents.

Never Events are a set of events agreed between the NHS and National Patient Safety Agency (NPSA). These are events that are serious and largely preventable, and PCTs have these as part of their contractual agreement with commissioned services.

There has been one Never Event reported to NHS North East Essex by Colchester Hospital University NHS Foundation Trust (Retained Foreign Object) since April 2012

Additionally there has been one Never Event reported by the Ramsay Group (Retained Foreign Object).

Reducing Harm for Venous Thromboembolism (VTE)

VTE assessment is a national patient safety initiative to reduce avoidable deaths from blood clots that develop in part as a result of patient admission to hospital. If patients are assessed and treated appropriately, then significant morbidity and mortality can be avoided.

VTE risk assessments at Colchester Hospital University NHS Foundation Trust (CHUFT) have not managed to consistently meet their 95% stretch target. This was due to issues with the IT systems they use to identify eligible patients, which have now been largely resolved.

Pressure ulcers

The NHS Safety thermometer harm measurement instrument provides information on all our NHS provided care organisations including acute, mental health, community and district nurse caseloads. All our providers are engaged and actively involved in this process of submitting data.

Reporting of all Grade 3 and 4 pressure ulcers will continue to be through the Serious Incident reporting route in line with SHA guidance. All incidents will require a Route Cause Analysis and a decision made on whether the ulcer was avoidable or unavoidable; made against the agreed SHA definition. This will require the scrutiny of the Director of Nursing. All incidents reported as a Serious Incident will be recorded against the originating provider organisation and this information will be held within the Quality and Patient Safety teams.

A Pressure Ulcer Strategy group, that includes membership of tissue viability nurses across our health economy, is reviewing current patient pathways and sharing good practice.

Unfortunately, providers in north east Essex have not been able to achieve the SHA ambition of Elimination of unavoidable pressure ulcers. However, there has been a significant reduction in incidence across north east Essex.

Clinical Audit

The quality and patient safety team continue to support and monitor the process and outcomes of clinical audit across all commissioned services. The PCT endeavours to underpin clinical audit and effectiveness within the umbrella of quality and patient safety to ensure robust processes are in place, for continuously monitoring and improving clinical quality.

We aim to:

- Ensure that audit is an integral part of clinical governance within the Trusts.
- Provide a clear framework to co-ordinate, monitor and report quality improvement.
- Encourage multi-disciplinary audit activity within all professional groups.
- Ensure that problems highlighted by audit lead to actions to improve patient care.
- Involve users and carers in the audit process.
- Ensure that audits are undertaken, where appropriate, as identified by complaints, critical incidents or other problems, and;
- Support effective implementation of evidence based practice throughout the organisation.

Patient experience

Patient experience surveys

There have been a variety of patient experience reports from all our providers, covering aspects of care, dignity, waiting times and communication.

All north east Essex providers have participated in the regional Friends and Families Test initiative. The most recent score is as follows:

| | |
|--------------------------|--------|
| Net Promoter Score | Jan-13 |
| Colchester Hospital | 82 |
| SHA Average score | 71 |
| SHA Upper Quartile score | 82 |

Dignity and respect: delivering same sex accommodation

Delivering same sex accommodation is an important factor in improving patient experience of health care. The new NHS contract makes reference to Single Sex Accommodation and makes provision to withhold payment to Trusts for the treatment costs of any patients affected by decisions to place patients in areas not compliant with DH guidance. This is also included in the NHS Constitution as a right.

The NHS Constitution sets out that patients should always be treated with dignity and respect, in accordance with their human rights. This means, for example, that their right to privacy should be respected. All acute hospitals in north east Essex have single sex

accommodation so patients do not have to share sleeping or bathroom facilities with members of the opposite sex.

Eliminating Mixed Sex Accommodation

The Operating Framework for 2012-2013 states the continued monitoring and delivery of Eliminating Mixed Sex Accommodation.

Recognising breaches of policy

There are some circumstances where mixing can be justified. These are few, and are mainly confined to patients who need highly specialised care, such as that delivered in critical care units. A small number of patients (especially children and young people) will actively choose to share with others of the same age or clinical condition, rather than gender.

NHS North East Essex continues to work with service providers to ensure that all inpatient facilities commissioned now comply with DH guidance to virtually eliminate all mixed sex accommodation.

Reporting breaches of policy

All breaches of sleeping accommodation must be reported nationally through established reporting systems.

Trusts within north east Essex have delivered single sex accommodation since May 2012.

Infection, Protection & Control (IPC)

The North Essex Infection Prevention and Control Team, who cover north east Essex:

- Monitor performance against national and regional targets
- Ensure and demonstrate organisational accountability
- Implement the national framework for IPC commissioning
- Have a specific role in monitoring and following up all Serious Incidents related to Health Care Associated Infections (HCAI), being able to respond with required amount of expert knowledge to situations as they occur (e.g. unexplained increase of HCAI)
- IPC commissioning for the main providers, and the smaller providers
- Have performance monitoring responsibilities for all health care providers to monitor compliance with the code of practice for infection prevention and control
- Have leadership and developmental responsibilities for all health care providers, to ensure compliance with the code of practice for infection prevention and control across the whole economy.
- Peruse the root causes for certain cases of HCAI as decreed by national and regional bodies
- Enable independent contractors to implement infection prevention and control standards and then work with colleagues across the organisation to ensure on-going monitoring of those standards.
- Monitoring of premises and their appropriateness to be able to carry out specific procedures in a safe environment

Performance against the targets

It is important to note the very small numbers of cases that are being recorded, compared to previous years, and the year on year improvements that have been achieved. This does not mean however that the determination to continue to reduce Health Care Associated Infections is diminished in any way.

The national objective for *Clostridium difficile* for 2012/13 was set against the baseline October 2010 to September 2011 as follows:

C. diff as at March 2013

| | Cases 2011-12 Total | 12-13 Ceiling | Cases 2012-13 Total |
|----------------------|------------------------|------------------|------------------------|
| North East Essex PCT | 60 | 56 | 68 |
| Colchester Hospital | 28 | 25 | 29 |

Ceilings within north east Essex have proven very challenging during 2012/13.

The national target for MRSA bacteraemia for 2012/13 was set against the baseline October 2010 to September 2011:

MRSA as at March 2013

| | Cases 11-12 Total | 12-13 Ceiling | Cases 12-13 Total |
|----------------------|----------------------|------------------|----------------------|
| North East Essex PCT | 2 | 1 | 2 |
| Colchester Hospital | 0 | 1 | 1 |

Ceilings within north east Essex have proven very challenging during 2012/13.

External Reviews

CQC (Care Quality Commission)

The PCT meets regularly with the CQC to share intelligence about all local providers.

Reports from the CQC to providers are monitored by the PCT. When any concerns are raised by the CQC, the PCT liaises directly with the provider and requests action plans from them. These action plans are robustly monitored and formally reviewed at the Clinical Quality Review Groups.

Compliments, concerns, complaints and queries

Concerns and complaints provide us with valuable information about the experiences of our patients so that we can improve the services that we commission. Compliments help us to find out what we are doing well so that we can share best practice, improving still further local health services.

Under the NHS Complaints Regulations which came into effect on 1 April 2009, patients and the public can make their complaint to NHS North East Essex as a commissioner, if they do not wish to complain directly to the provider.

From April 2012 to January 2013, the PCT received a total of 84 complaints from patients or carers. In each case, NHS North East Essex worked with the complainant and providers to achieve resolution in the majority of cases and to identify service improvements and learning outcomes.

NHS North Essex's Complaints Policy reflects the best practice principles for complaints handling advocated by the Parliamentary & Health Service Ombudsman (Principles for Remedy, Principles of Good Complaint Handling and Principles of Good Administration). In accordance with the Principles for Remedy, we place a strong emphasis upon putting things right and ensuring continuous improvement and learning from complaints.

The PCT Patient Advice & Liaison Service (PALS) provides fast help, information and advice to patients and the public in relation to local health services. The PALS Service handled a total of 868 contacts from April 2012 to January 2013.

Freedom of Information Requests

The Freedom of Information Act (2000) gives a general right of access to recorded information held by public authorities, subject to certain conditions and exemptions. NHS North Essex has complied with the Treasury guidance on setting charges for FOI requests. NHS North Essex received 352 FOI requests during 2012/13.

Ensuring best value

The NHS budget is under increasing pressure. Demand for healthcare from a growing and ageing population, the availability of new drugs and technologies together with misguided or inappropriate use of essential services such as A&E is leading to a significant financial challenge.

In order to meet the challenges of the coming years, we need to use our NHS funds more imaginatively and effectively. We need to develop different ways of delivering healthcare services, introducing new healthcare providers to provide more choice. We need to move appropriate services into the community, offering patients care closer to where they live.

NHS North East Essex has ensured that all resources are utilised to gain optimal benefit for its population. Where this cannot be evidenced, the PCT has decommissioned or moved resources to where they can gain most benefit.

The PCT has done this by:

- Testing all investments against the priorities set out in the PCT and CCG integrated plans. This is backed up with the use of a gateway business case model to ensure all implications and options are considered prior to final sign off.
- Rigorous financial management and predictive modeling to allow the PCT the ability to flex its resources and shift funding to allow optimal local health gains and increase productivity and quality.
- Rigorous contract management to ensure optimal outcomes for a value for money investment.
- Benchmarking analysis to identify where the PCT currently invests disproportionately to its peers compared to outcomes obtained.
- Innovative commissioning to ensure appropriate levers and incentives in place to gain best quality, productivity and value for money.
- Through its planning process highlighted areas suitable for local service redesign, innovation and development e.g. better use of assistive technology.
- Working effectively with all service providers by providing financial support and information to achieve the most clinically effective and cost effective approaches.
- Decommissioned interventions and services which fail to produce effective outcomes.
- Developed integrated services across health and social care.

QIPP

QIPP (Quality, Innovation, Productivity and Prevention) is the umbrella term used to describe the approach the NHS is taking at local, regional and national levels to reform its operations and redesign services in light of the above. It is intended to ensure that the economic climate does not change the focus of our direction of travel but puts quality at the heart of the NHS. Its key objectives include:

- Improving quality and productivity

- Engaging and empowering staff

QIPP and the Health and Social Care Act (2012)

The Act outlines the government's commitment to ensuring that QIPP supports the NHS to make efficiency savings, which can be reinvested back into the service to continually improve the quality of care.

PCTs need to ensure the transition to the new commissioning landscape is linked with the delivery of their QIPP plans.

Development of our QIPP Plan

The following are our key QIPP partners:

- CHUFT
- ACE
- NEPFT

In discharging its functions, North East Essex Clinical Commissioning Group has set up a governance structure that promotes the inclusion of clinical and public involvement in the planning, development and consideration of proposals for changes and decisions affecting the operation of commissioning arrangements. The first stage in considering and developing new services, following consultation with the public, was the development of the Delivery Groups which report to the Transformation and Delivery Committee (the authorising committee comprising elected CCG members under a clinical chair)

The Delivery Groups are made up of both clinical and managerial representatives and have been developed to deliver against specific aspects of the CCG vision and priorities. a remit to consider and develop and new proposals for services as part of the assurance process for the Transformation and Delivery Committee, with a prime focus on QIPP.

There are three Delivery Groups:

1. Making the system work better (MSWB)
2. Healthy Mind and Healthy Body (HMHB)
3. Looking after Yourself (LAY)

Making the System Work Better

This group also monitors the specific projects aligned to that workstream, which are included within the scope of four broad areas:

- Monitoring the System
- Transformation of Primary Care
- Transformation of Community Services
- Transformation of Urgent Care

This Delivery Group also works in unison with the Contract Management Groups for the main provider contracts in north east Essex, in its remit to monitor the system. This ensures joint up commissioning and contract management.

The outcomes in 2012/13 for this workstream include:

- The establishment of an Urgent Care Strategy Group
- Progressing the development and continuation of more services delivered in an out of hospital setting, including cardiology and dermatology
- Redesigning the MSK pathway, making initial savings due to the reduction in diagnostics
- The roll out of the Productive General Practice Programme

- The review of community services and Local Enhanced Services
- Creation of new community services e.g. teledermatology
- Monitoring of Trust's 18 week compliance to improve patient care
- Monitoring of cancer targets which has led to more seamless pathways
- Gynaecology GPwSWI services
- Reduction in outpatient follow-ups
- Dermatology AWP
- Reductions in minor surgery

Healthy Mind and Health Body (HMHB)

The specific scope of the Delivery Group is to

- Improve the physical health of people with mental health issues
- Develop services for people with a Learning Disability
- Deliver care closer to home
- Improve outcomes for patients with Long Term Conditions
- Promote and maintain Patient & Carer Engagement

Outcomes in 2012/3 include:-

- Virtual Wards - to evolve during 2013/14 and under-pin the "Bundle" strategy.
- Renal pathway redesign - New service model to be rolled out across NEE in 2031/4.
- Diabetes Integrated Pathway Hub - approved & full procurement is now underway.
- Mental Health - The CCG has continued to support NEPFT in the development and implementation of 'The Journeys Programme.
- The HOPE Project - being implemented in conjunction with the CSU and NEPFT Learning Disability - in conjunction with the CSU to improve outcomes and access to services for those patients with a Learning Disability.
- Chronic Obstructive Pulmonary Disease (COPD) - pathway improved so patients can now access psychological therapies directly
- Assistive Technology - supporting patients with long term conditions

LOOKING AFTER YOURSELF & YOUR NHS (LAY)

The specific scope of the Delivery Group is:

- Public Health
- Maximise use of Assisted Technologies
- End of Life
- Third Sector Providers
- Children & Maternity
- Community Nursing

Outcomes 2012/13 include:-

Public Health - The Delivery Group includes Public Health representation and keeps an overview of public health performance and outcomes, in order to ensure that i) public health and CCG priorities are inter-related and ii) impacts on population health and on each organisation are understood. The CCG has retained links with those PCT members who have transitioned to ECC and the Health and Wellbeing Board and continue to work in close collaboration where appropriate. Projects include Alcohol services, smoking cessation, Essex Families (Jointly with Social care), Essex Travellers.

Other projects

Maximising Use of Assisted Technologies;

End of Life - Marie Curie review to redesign End of Life pathways into a new single point of access model of delivery,

Community Nursing: This includes aligning community services to cohorts of GP practices.

Children and Maternity - Working to drive forward the care closer to home agenda and to facilitate greater integrated working between primary and secondary care, the voluntary sector and the Local Authority.

Bringing appropriate services back into the community

During 11/12 and 12/13 the PCT and latterly the CCG has sought to identify services which would better serve the people of NEE by being brought out of an acute setting and in to the community, to provide better access, more convenience (closer to home) and choice. The following services have been brought out of the acute setting and established in community settings,

- Community Dermatology
- Community Cardiology

Other opportunities currently being developed to be implemented in 13/14 are endoscopy in the community and community glaucoma services.

Working with our partners and public engagement

Working in partnership for better health

Joint Strategic Needs Assessment

The Government White Paper: *A Commissioning Framework for Health and Wellbeing*, followed by the 2010 NHS White Paper: *Equity and Excellence: Liberating the NHS* made it a statutory duty of Primary Care Trusts and top tier local authorities to produce a Joint Strategic Needs Assessment (JSNA) and highlighted the importance of JSNA as a commissioning tool for the future. As outlined in the Health and Social Care Bill, local authorities and GP consortia, through the Health and Wellbeing Boards, have an obligation to prepare a JSNA that will inform a Joint Health and Wellbeing Strategy.

However, this is about more than legal duties. It is the opportunity to reduce inequalities in health and wellbeing and improve chances and outcomes for local communities by conducting a comprehensive assessment of health and wellbeing needs at a local level that both drives and adds real value to commissioning of services across key strategic partners, including health, local government and the third sector. The JSNA should also inform the decision making processes of the new Health and Wellbeing Boards and development of local Health and Wellbeing Strategies. Furthermore, it should also be used as a vehicle to engage patients, clients and users of services, and the general public, to understand their needs and opinions and feed these into the services the public sector commissions.

The JSNA in Essex is coordinated through a JSNA Planning Group made up of partner organisations including the county council, clinical commission groups, Healthwatch and district councils. The group reports to the Business Management Group of the Health and Wellbeing Board.

Strategic JSNA products that have been published previously, and will be refreshed each year, include profiles based on our various geographies: countywide and district (x12), CCGs (x5), a Pharmaceutical Needs Assessment and a number of specialist topic reports.

Partners and the public can access all JSNA products along with much of the underlying data on our Data Observatory www.essexinsight.org.uk

Involving and listening to our patients and public engagement

Our aim is to always keep local people at the centre of our work, listening to them and learning from their experiences.

Engagement for all major initiatives is tracked on the organisations engagement plan. This, together with the outcomes of the engagement report, is regularly monitored by the board ensuring that the feedback received is used to inform and develop services.

A lot of work during this year has been focused around establishing public engagement groups to meet the needs of the changing landscape of the NHS:

- Recruiting local people and organisations to become members of each CCG. There are three levels of membership.
 - Level 1 - receive information and news updates
 - Level 2 - invitations to one off projects such as readers group or specific forum for a project
 - Level 3 - become more involved and represent patients / Public on regular groups such as Patient Reference Group or as Lay members to Board.
- Analysis of survey into effectiveness of the Patient Participation Groups at GP practices and subsequent report has been presented to Practice Managers across North Essex.

- Workshops around the integrated plan and three priority areas:
 - Long Term conditions
 - Older people
 - Urgent care
- Establishing links with Health & Wellbeing Board and enabling greater partnership working on engagement
- Establishing local Health Forums which are made up of patient, public, voluntary organisations and carers.

Improving the health of our population

We are committed to closing the gap between the most and least disadvantaged in our community, to improve the general mental health and well-being of our population and prevent the causes of ill health and unnecessary illnesses.

The following are just a few of the examples of the work we have done to improve the health of our population.

Commissioning for health improvement

We continue to commission robust and evidence based programmes to enable the population to make positive choices that will result in improved health and wellbeing on a sustained basis. These include

- **Stop Smoking Services** - stopping smoking remains a key behaviour choice that will ensure better health in the short term and, if sustained, will result in improved long term outcomes by significantly reducing risk of developing cardio vascular disease, respiratory conditions and cancer. Services are commissioned through a range of providers, including GPs and Community Pharmacies, in order to maximise access especially to those communities who are less likely to access services.
- **NHS Health Checks** – Introduced by the government in 2009, the NHS Health Checks programme provides systematic lifestyle screening for eligible patients aged 40 – 74 years once every five years. Cardiovascular risk factors are measured and discussed with patients to meet the overall aim of the programme, which is to prevent the early onset of CVD through lifestyle change and earlier identification of undiagnosed disease such as hypertension, diabetes and chronic kidney disease. The core delivery of the Health Checks programme is through primary care whose engagement in this programme is vital in order to achieve successful outcomes. Maximising uptake of the programme is essential if prevalence of long term conditions is to be reduced which will result in significant efficiencies across the health and social care system through reduced demand for services
- **Chlamydia screening** – we continue to commission services to raise awareness and encourage testing among young people aged 15-24 as part of both core sexual health service provision and also on an outreach basis working in a range of settings that attract young people including pubs and clubs
- **Youth Health Champions (YHCs)**: These are recruited from Essex Secondary schools and attend a four day tailored programme around key areas of public health, including smoking cessation, drugs and alcohol, nutrition, emotional health and wellbeing, physical activity, sexual health and health promotion techniques. Young people engage with these peer health Champions to gain advice on services. The benefits of the programme can be seen in a number of ways. The YHC's act as advocates for positive health behaviour and are often more trusted than non-peer informants, particularly with marginalized young people. There are opportunities to develop innovative methods of Health promotion delivery, and the programme encourages young people to take an interest in, and ownership of, their own health. The YHCs can build trust between young people and the services they are promoting.

- **Breastfeeding support** - Breastfeeding is widely acknowledged as being the optimal way to offer infants a healthy start in life. Breast milk provides the optimal nutritional balance for growth and development and also protects against illness. Significant reliable evidence exists which demonstrates that breastfeeding has a major role to play in promoting public health and reducing health inequalities. As a result support services have been commissioned to support women to sustain breastfeeding through community based provision including the use of volunteers offering peer support.
- **Football Healthy 4 Life:** This provides adults with a learning disability the opportunity to participate in football. The aim is to increase players' physical activity, maintain mental wellbeing, promote social inclusion, increase social interaction and provide players with transferrable skills into their everyday lives. Health 4 Life provides training sessions at Clacton, Colchester and Witham. During 2012; 3 players have obtained their Level 1 in Coaching and 1 player has obtained a Referee Level 7.
- **Reach Out** - The Tendring Reach Out project helps people receive advice and assistance in deprived areas of Jaywick and West Clacton through a model of community engagement. It is a partnership with the local Citizens Advice Bureau, North East Essex NHS, Essex County Council and the Interaction Partnership, and acts as a bridge between these deprived communities and local support services, addressing the wider determinants of health (such as low income, poor housing, low education, training or employment opportunities. Reach Out provides advice and support by knocking on doors, meeting people in the street and at local community venues. It offers support on a range of issues, such as finance, employment, housing, training opportunities and accessing services for individuals and families. The project has prevented over 100 people becoming homeless saving over£1.5 million to the public purse and has helped people manage over £2 million of debt. Crucially 80% of those helped would not have sought advice if they had not been proactively sought out by the project.

Equality and diversity and sustainability

Working towards an NHS that is personal, fair and diverse

Equality is about making sure people are treated fairly and given fair chances. It's not about treating everyone the same way, but recognising that their needs are met in different ways.

The PCT Board was formally committed to the Equality Delivery System; designed to improve the equality and diversity performance of the NHS by embedding it into the mainstream business of NHS commissioners, and providers.

Equality and diversity awareness is embedded across our organisation. We ensured all policies, commissioning cases and service developments, have Equality and Diversity as a core guiding principle.

The feedback collected from community engagement events and grading panels held during 2012/13 was used to inform the work and the future work of the PCT cluster and of our local Clinical Commissioning Groups (CCGs).

There were new duties placed upon NHS organisations by the Public Sector Equality Duty (PSED) and the Equality Delivery System (EDS) in 2011; a report, evidencing the PCTs compliance with the PSED, was available to view on the PCT cluster website.

We also offered interpreting and translation services (including British Sign Language) to our primary care contractors.

Sustainability and caring for our environment

In 2009 the Sustainable Development Unit (SDU) in the Department of Health published its recommendation for Trust Boards to establish governance structures to support the implementation of carbon reduction and sustainable development agendas through the adoption of a 'Board-approved Sustainable Development Management Plan'.

On 1 February 2011, The SDU published its latest guidance on collaborative working across the health system. Their 'Route Map' succinctly makes the point that by its nature the NHS must be sustainable: "We must meet the needs of our patients today, while ensuring we have a service fit for tomorrow and beyond."

The Climate Change Act sets a legal requirement for the UK to achieve carbon reductions of 26% by 2020 and 80% by 2050. Work carried out by the SDU for England indicates that the NHS needs to achieve a 10% reduction on 2007 levels by 2015 to meet the legal imperative. The NHS has a carbon footprint of around 18 million tonnes CO₂ per year; this is composed of energy (22%), travel (18%) and procurement (60%). Despite an increase in efficiency, the NHS has increased its carbon footprint by 40% since 1990. This means that meeting the Climate Change Act targets of 26% reduction by 2020 and 80% reduction by 2050 will be a huge challenge; this will require the current level of growth of emissions to not only be curbed, but the trend to be reversed and absolute emissions reduced.

NHS North East Essex, West Essex and Mid Essex have developed a comprehensive Sustainable Development Management Plan for the north Essex cluster. NHS North East Essex, West Essex and Mid Essex recognise the case for sustainability in healthcare and there is sound evidence that many components of sustainability achieve cost reductions and immediate health gains. Sustainability means ensuring the development of a sustainable system which can reduce inappropriate demand, reduce waste, and incentivise a more effective use of services and products, within a remit of high quality and cost effective commissioning.

Having a robust Sustainable Development Management Plan helps us fulfill our commitment to conducting all aspects of its activities with due consideration to sustainability whilst providing high quality patient care. NHS North East Essex, West Essex and Mid Essex

continues to work closely with partners including our Clinical Commissioning Groups, other NHS organisations and Local Authorities, developing a community-wide approach to sustainability and carbon reduction and ensuring it is embedded in the legacy of the organisation.

The SDMP re-emphasises the PCT's pledge to bring a minimum 10% reduction in its carbon emissions by 2015. Critically, the SDMP emphasises the benefits of using the 'Good Corporate Citizen Model' to deliver the improvement in community engagement, employment & skills, travel, transport & access and water consumption which are all underrepresented in the original carbon reduction plan.

NHS North East Essex, West Essex and Mid Essex contributes to the local economy in terms of procurement, workforce, and community development, in recognition of the health benefits that can be achieved, fulfilling its legislative requirements in relation to climate change mitigation and adaptation. The goal of sustainable development is to meet the needs of today, without compromising the ability of future services.

Carbon Reduction Commitment Energy Efficiency Scheme (CRC)

NHS North East Essex and NHS West Essex registered as an information declarer for the CRC in 2010 as it uses less than 6,000 megawatt-hours (MWh) of electricity through its meters during 2008 (6,000 MWh emits approximately 3,333 tonnes of CO₂). Therefore, all is required at this point is a simple information disclosure.

Display Energy Certificates (DEC)

Display Energy Certificates (DEC) show the actual energy usage of a building. This is defined as the operational rating of the building. Certificates are on display in premises owned or leased by NHS North Essex.

The Good Corporate Citizenship (GCC) assessment model

The GCC was developed in 2006 by the Sustainable Development Commission with the support of the Department of Health. This was then revised in 2009 in cooperation with the NHS Sustainable Development Unit. In January 2013 a revised assessment model was released, which will be the model that CCG's will measure their performance against.

Table 1 below shows the most recent scores from the most recent assessments undertaken by the North Essex PCTs. Each of the PCT's was committed to using the model to identify ways of improving performance and reaching out to the wider community. The Good Corporate Citizenship Assessment Model is an assessment of our progress on sustainable development. The test is divided into six sections:

- Travel
- Procurement
- Facilities management
- Workforce
- Community engagement
- Buildings

In each section we scored our organisation on a range of questions to see how it is progressing on sustainable development.

Each question has three levels:

- Getting started – scores 0, 1, 2, 3
- Getting there – scores 4, 5, 6
- Excellent – scores 7, 8, 9

Table 1 – Good Corporate Citizenship Assessment Model

| Section | Mid Essex | North East Essex | West Essex |
|-----------------------|------------------|-------------------------|-------------------|
| Travel | 11 | 30 | 11 |
| Procurement | 4 | 13 | 15 |
| Facilities Management | 15 | 19 | 26 |
| Workforce | 31 | 24 | 37 |
| Community Engagement | 11 | 15 | 30 |
| Buildings | 22 | 41 | 37 |
| Overall Score | 16 | 24 | 26 |

The Good Corporate Citizen Model will now feature within the Sustainable Development Management Plan, which in turn links with NHS north Essex strategic objectives. Some work will be required to link with service users to participate in stakeholder workshops as part of the development of the Carbon Management Plan to provide valuable suggestions for carbon reduction initiatives.

Carbon Management Plan

NHS North Essex, West Essex and Mid Essex continues to embrace and embed carbon management into its day-to-day processes as well as ensuring Clinical Commissioning Groups' key decisions will have due regard to their environmental impact.

Planning For Emergency and Business Continuity

Emergency Planning

NHS North Essex has been busy working with our local authority, emergency services and NHS providers as we shape the new architecture for emergency planning in North Essex. This involves the development of Local Health Resilience Partnerships and ensuring that we continue to mitigate the risks to public and patients and maintain a functioning health service.

Currently within the Civil Contingencies Act, we have a duty to be prepared for incidents and emergencies and, as a category one responder, must be able to respond to any such incidents in a timely and effective way. We must provide assurances to our community that we are working with partners through the Essex Resilience Forum to assess and address risks by planning adequately.

To this end, we have an Incident Response Plan that is fully compliant with the requirements of NHS Emergency Planning Guidance 2005 and all associated guidance. We have undertaken a significant amount of work and continue to work closely with all our partners including regular testing and exercise to ensure these remain a priority for us all.

Business Continuity Management

NHS North Essex is expected to prepare, maintain and review business continuity plans, the underlying requirement being that the organisation is able to maintain critical services for a period of seven days following an incident interrupting normal services.

Work has been done to maintain the robustness of these plans including reviewing and testing annually against a variety of challenges.

Our staff

Consultation with staff

Consultation took place with staff on the process to manage the transition to new receiver organisations. This process was implemented from October to January 2013. Consultation also took place with staff on their transfer to the new receiver organisations.

As a result of the changes the following staff within the North Essex Cluster transferred to the receiver organisations:

473 staff were transferred during this process.

35 staff from the North Essex Cluster were also made redundant as a result of the changes.

Support to staff:

Staff were supported during the year with training and development on CV writing, career development as well as coaching and mentoring. Support was also set up with RENOVO for all staff under notice of redundancy and those made redundant.

Equal Opportunities

The organisation is committed to equal opportunities for all staff. This commitment extends to the employment of disabled people and follows the guidance set out under the Two Ticks symbol.

From our records, only a very small number of staff have disclosed a disability. However, occupational health advice is always acted upon in relation to any disability or long term condition to ensure individuals are supported appropriately within the workplace, in accordance with the Equality in Employment policy.

An equality impact assessment also took place on the impact of implementation of the changes.

Staff numbers

| North Essex PCT Cluster employees, between 01.04.2012 and 31.03.2013, profiled by gender | | | | | | | |
|--|---------------|--------------|----------------------|--------------|----------------|--------------|-------------|
| Gender | Mid Essex PCT | | North East Essex PCT | | West Essex PCT | | Grand Total |
| | Num | % | Num | % | Num | % | |
| Female | 142 | 21.58 | 153 | 23.25 | 184 | 27.96 | 479 |
| Male | 39 | 5.93 | 43 | 6.53 | 97 | 14.74 | 179 |
| Grand Total | 181 | 27.51 | 196 | 29.79 | 281 | 42.71 | 658 |

Staff sickness

| Sickness Days Lost for North East Essex employees 01.04.2012 - 31.03.2013 | | |
|--|---------------|-----|
| PCT Cluster | FTE Days Lost | |
| | Num | % |
| North East Essex | 1566 | 5.4 |

Off-payroll engagements

Table 1 : For off-payroll engagements at a cost of over £58,200 per annum that were in place as of 31 January 2012.

| | |
|--|--------------|
| | Total |
|--|--------------|

| | |
|--|----------|
| No. In place on 31 January 2012 | 3 |
| Of which: | |
| No. that have since come onto the organisation's payroll | 2 |
| No. that have since been re-negotiated / re-engaged to include contractual clauses allowing the (department) to seek assurance as to their tax obligations | 0 |
| No. that have not been successfully re-negotiated, and therefore continue without contractual clauses allowing the (department) to seek assurance as to their tax obligations. | 0 |
| No. that have come to an end | 0 |
| Total | 2 |
| Reason for no. that have continued without contractual clauses allowing the PCT to seek assurance as to their tax obligations | |

Table 2 : For all new off-payroll engagements between 23 August 2012 and 31 March 2013, for more than £220 per day and more than 6 months

| | Total |
|--|--------------|
| No. of new engagements | 1 |
| Of which: | |
| No. of new engagements which include contractual clauses giving the department the right to request assurance in relation to income tax and National Insurance obligations | 1 |
| Of which: | |
| No. for whom assurance has been accepted and received | 0 |
| No. for whom assurance has been accepted and not received | 0 |
| No. that have been terminated as a result of assurance not being received | 0 |
| Total | 0 |

The national NHS staff survey

Due to the abolishment of PCTs in March 2013 and the prior transition period during 2012/13, PCTs were not required to take part in the national staff survey for 2012. PCTs were however required to give assurance that they had undertaken local staff engagement.

Under the direction of the Joint Staff Committee, work was undertaken with ACAS to develop an action plan to support staff during the transition. In addition the staff engagement group for the North Essex Cluster was updated regularly regarding the transition and provided a forum for discussion on the transition. The PCT put in place a comprehensive training and development plan to support staff over the year.

Our performance

NHS North East Essex has worked hard to maintain, and where possible improve, performance to meet the needs of its local community, and to make further progress in tackling the national and local priorities for healthcare.

QIPP

As previously discussed QIPP is the acronym used in the NHS to describe the approach to successfully deliver national and local service and quality objectives within the anticipated future funding constraints. QIPP is made up of four interlinked elements: Quality, Innovation, Productivity and Prevention. Together they will enable the NHS to deliver on its vision for change and improvement, whilst maintaining the quality and range of services people want and need.

Taking into account the current and future needs of the population and the financial constraints, the system identified a number of opportunities for service redesign that offered scope to deliver better care and outcomes for less direct investment, for delivery through 2012/13.

In terms of monitoring progress against QIPP for 2012/13, on a monthly basis as part of preparing the monthly financial performance report, the PCT prepares a forecast in delivery of QIPP schemes. The 2012/13 position is as follows:

| Work stream | Net 2012-13 Full Year | | |
|-------------------------------------|-----------------------|------------------|--------------|
| | Full Year Plan | Full Year Actual | Variance |
| | £'000 | £'000 | £'000 |
| Healthy Mind and Health Body | 1,047 | 1,000 | (47) |
| Looking after yourself and your NHS | 1,147 | 3,136 | 1,989 |
| Making the system work better | 1,520 | 747 | (773) |
| Total CCG | 3,714 | 4,883 | 1,169 |
| Strategic Projects | 1,382 | 1,382 | 0 |
| Corporate Projects | 1,800 | 2,615 | 815 |
| Total 'Other' | 3,182 | 3,997 | 815 |
| Total QIPP | 6,896 | 8,880 | 1,984 |
| QIPP Target | | 8,800 | |
| (Under)/Over Against Target | | 80 | |

Performance against National Targets

The NHS Operating Framework for 2012/13 sets out the indicators and milestones noted below, which all health trusts must have regard to when planning healthcare services. They are used to assess how SHAs and PCTs are delivering during the year of transition.

| Performance measures | Target / plan | Actual performance | |
|--|---------------|--------------------|---------|
| | | 2012/13 | 2011/12 |
| Maximum time from referral to treatment | | | |
| % People treated with a stay in hospital within 18 weeks of referral by their GP | 90% | 93% (P) | 92% |
| % People treated (non-admitted) within 18 weeks of referral by their GP | 95% | 98% (P) | 97% |
| Reducing healthcare associated infections | | | |

| | | | |
|--|-----|---------|-----|
| Number of <i>C Difficile</i> infections | 56 | 60 (P) | 60 |
| Number of MRSA infections | 1 | 1 (P) | 2 |
| Cancer treatment waiting times | | | |
| % People attending a first appointment within two weeks of an urgent referral by their GP for suspected cancer | 93% | 96% (P) | 94% |
| % People attending a first appointment within two weeks of an urgent referral by their GP for breast symptoms | 93% | 98% (P) | 95% |
| % People receiving treatment within 62 days of an urgent referral by their GP for suspected cancer | 85% | 87% (P) | 83% |
| % People receiving treatment within 31 days of a cancer diagnosis | 96% | 98% (P) | 98% |
| Improving care for strokes | | | |
| % People spending 90% of their treatment time on a special stroke unit | 80% | 88% (P) | 85% |
| Patients with a suspected transient ischaemic attack (TIA) seen and treated within 24 hours | 60% | 67% (P) | 78% |
| Reducing blood clots in the vein (VTE) | | | |
| % People admitted to hospital who are assessed for risk of VTE | 95% | 93% (P) | 95% |
| Accident & emergency department waiting times | | | |
| 95% Patients seen in A&E within 4 hours | 95% | 96% (P) | 97% |
| Ambulance response times | | | |
| % Calls for life-threatening incidents resulting in a response within 8 minutes | 75% | 73% (P) | 75% |

| | | | |
|---|------------------------|----------|-------|
| Improving mental health | | | |
| % People who have depression and/or anxiety disorders who receive psychological therapies | 15% | 7.9% (P) | 9.2% |
| % People who complete treatment who are moving to recovery | 50% | 46% (P) | 45.4% |
| Choice about where to die | | | |
| % Deaths at home, or place of residence (as opposed to in hospital) | Plan at 11/12 42.5% | 45% (P) | 44% |
| Improving maternity care | | | |
| % Women seen by a midwife within by 12 weeks and 6 days of pregnancy | 90% | 96% (P) | 88% |
| % Women breastfeeding their babies at 6-8 weeks after birth | 48.2% | 51.5%(P) | 49% |

| | | | | |
|---|--------|---|-----------|--------|
| | | Target is to increase to 74 HVs by March 2015 | | |
| Improving support for children and families | | | | |
| Increasing number of Health Visitors | | | 37 (P) | 35 |
| Reducing smoking | | | | |
| Number of people who quit smoking for more than 4 weeks after using NHS Stop Smoking Services | 3,289 | | 1929 (P) | 3223 |
| NHS Health Checks | | | | |
| % People who are eligible being offered a health check | 18,620 | | 20,927(P) | 33,647 |
| % People who are eligible who received a health check | 11,956 | | 10,552(P) | 19,362 |

2012/13 Data is currently part year (P)

More detailed information on our performance against the headline and supporting measures can be found on the PCT website.

Our performance 2012/13

During 2012/13 the North East Essex system has seen some significant improvement in performance against the national indicators, which during a year of transition and significant change within the NHS is a testament to the dedication of the staff in the system.

Throughout the year performance of our main acute hospital, Colchester Hospital University Foundation Trust, against the target for 18 weeks referral to treatment of both admitted and non-admitted has been consistently achieved. During the last quarter the trust has also been able to demonstrate that these targets have been achieved down to speciality level.

Colchester Hospital has also consistently achieved month on month 95% of patients who have spent four hours or less in the accident and emergency department. Unfortunately the ambulance trust has struggled throughout the whole year to consistently achieve both the category A (response within eight minutes) and category A (response within 19 minutes) targets. This is an East of England wide contract.

Performance against the national cancer indicators was inconsistent at the beginning of the year, but following the production and implementation of a robust action plan, Colchester Hospital University NHS Trust has achieved all indicators since September 2012. This has taken a great deal of work as a number of the indicators involve a number of partners and trusts working together to ensure that pathways are efficient and effective.

There are two stroke indicators which North East Essex has consistently achieved since Quarter two; 80% of stroke patients who spend 90% of their treatment in a stroke unit and 60% of TIA patients who are treated within 24 hours.

The Standard Hospital Mortality Index for Colchester Hospital has been reported as being above the upper control limit during 2012/13. This has resulted in the system producing and implementing an action plan. In January it was announced that Colchester Hospital had been identified to receive an intensive investigation, led by Sir Bruce Keogh, supported by the regulators (CQC, and Monitor) to identify the possible causes for the higher than expected mortality in the North East Essex system.

Colchester Hospital remains on target to achieve the indicator to ensure that 90% of adult inpatients have had a VTE risk assessment undertaken.

North East Essex CCG remain confident that the target number of smoker quitters will be achieved during 2012/13, but due to the timing of reporting this indicator we will not have that information for a number of months.

Achievement of the two healthcare acquired infection indicators has been challenging during the year due to a number of factors both in the hospital and the community. Unfortunately this has resulted in the clostridium difficile in both the acute and system wide failing to achieve the target. For MRSA bacteraemia the acute trust achieved their target of 0 but system wide there has been one reported incidence against a target of one for the full year.

Our local hospitals have continued to perform well against the indicator of a zero threshold for unjustified breaches of mixed sex accommodation. Unfortunately there have been a small number of breaches within one of the London Hospitals, Barts, which has affected the patients of North East Essex.

Performance against our plan for hospital activity, including first outpatient attendances, GP referrals and elective (planned) activity has been consistently above the target during the year. There are a variety of reasons for this including some coding issues, planning inaccuracies, demand from patients and lack of effective demand management. However, despite this the North East Essex PCT will achieve its 'control total' of having a £1m surplus and will close the financial year with £17.5 m in the strategic reserve held at the SHA.

The Improving access to psychological therapy (IAPT) service has found the two indicators difficult to achieve during 2012/13, which will result in failing to achieve the two targets.

The number of eligible people who have been offered an NHS Health check has exceeded the target of 20% and we are confident that by the end of the year the numbers of eligible people who have received the check will also meet the target.

Value for money assessment 2012/13

As part of the national changes, the Department of Health abolished the Use of Resources assessment for 2010/11 onwards and replaced it with a Value for Money (VFM) conclusion to be made by Ernst Young who are NHS North East Essex's external auditors.

Their conclusion is given in the financial statements section of this report and is based upon an assessment by the auditor as to how far NHS North East Essex has put in place proper arrangements for securing, economy, efficiency and effectiveness in its use of resources and financial resilience.

To find out more

More detailed information on our performance against key targets and indicators is given in the regular performance reports to our public board meetings, which may be found on the PCT website.

Looking ahead

The White Paper, Equity and Excellence: Liberating the NHS set out how the improvement of healthcare outcomes for all will be the primary purpose of the NHS. This means ensuring that the accountabilities running throughout the system are focussed on the outcomes achieved for patients not the processes by which they are achieved.

The NHS Outcomes Framework 2013/14 reflects the vision set out in the White Paper and contains a number of indicators selected to provide a balanced coverage of NHS activity. Its purpose is threefold:

- to provide a national level overview of how well the NHS is performing;
- to provide an accountability mechanism between the Secretary of State for Health and the NHS Commissioning Board for the effective spend of some £95bn of public money; and
- to act as a catalyst for driving up quality throughout the NHS by encouraging a change in culture and behaviour.

The NHS Outcomes Framework is structured around five domains, which set out the high-level national outcomes that the NHS should be aiming to improve. They focus on:

| | |
|----------|--|
| Domain 1 | Preventing people from dying prematurely; |
| Domain 2 | Enhancing quality of life for people with long-term conditions; |
| Domain 3 | Helping people to recover from episodes of ill health or following injury; |
| Domain 4 | Ensuring that people have a positive experience of care; and |
| Domain 5 | Treating and caring for people in a safe environment; and protecting them from avoidable harm. |

NHS North Essex has been working with the CCGs in north Essex to support them to develop plans to achieve these priorities.

Everyone Counts: Planning for Patients 2013/14 (published by the NHS Commissioning Board) outlines the incentives and levers that will be used to improve services from April 2013, the first year of the new NHS, where improvement is driven by clinical commissioners.

Planning for the future

As new organisations take over the responsibilities of NHS East Essex from 1 April 2013 (see Transition section for details), the PCT has been working with these emerging organisations during 2012/13 to ensure a smooth transition and legacy handover.

Information Governance

Information governance ensures necessary safeguards for, and appropriate use of, patient and personal information. We reported one serious untoward incidents relating to information governance at NHS North East Essex

Despite all the work we do, there were incidents involving data loss and confidentiality breaches. The breaches, which have been reported to NHS Midlands and East as serious untoward incidents during 2012/13, are listed below.

| Date of incident (month) | Nature of incident | Nature of data involved | Number of people potentially affected | Notification steps |
|--------------------------|---|---|---------------------------------------|---|
| August 2012 | Consultation feedback including personal details was included in meeting papers and circulated to members of CCG Board and the public in hard copy and electronically | Name, some postal addresses and email addresses | 21 | SHA, ICO, and Participates Notified. Processes changed |

Summary of other personal data related incidents in 2012/13

| Category | Nature of incident | Total |
|----------|--|-------|
| I | Loss of inadequately protected electronic equipment, devices or paper documents from secured NHS premises. | |
| II | Loss of inadequately protected electronic equipment, devices or paper documents from outside secured NHS premises. | |
| III | Insecure disposal of inadequately protected electronic equipment, devices or paper documents. | |
| IV | Unauthorised disclosure | 1 |
| V | Other | |

Financial Review

During 2012/13 North East Essex PCT, Mid Essex PCT and West Essex PCT continued to work collectively as NHS North Essex, a PCT cluster.

The three PCTs remain as separate statutory bodies until 31st March 2013. During the year, the PCT cluster began to implement the future structures of the organisations that will be formed from 1st April 2013 when the PCT ceases to exist.

A new governance structure was approved by the North East Essex Clinical Commissioning Group (CCG) and implemented from April 2012 in line with a new scheme of delegation approved by the North Essex cluster Board. The CCG Board began operating in shadow form from April 2012 and was accountable to the North Essex cluster Board.

As an NHS primary care organisation, NHS North East Essex is required to meet three key financial duties. These are:

- manage within an agreed revenue (operating costs) resource limit
- manage within an agreed capital resource limit;
- manage within an agreed annual cash limit;

The PCT achieved all of these statutory duties in 2012/13 and our external auditor has provided an unqualified opinion on our accounts.

Revenue

NHS North East Essex achieved its statutory financial duties recording a

surplus of £1.1m by the end of the financial year. This met the target surplus set for NHS North East Essex by East of England Strategic Health Authority of £1.0m.

The following table demonstrates the performance against these statutory duties over the past three years. In addition to this, the PCT holds deposits of £17.5 million which will be available for the CCG to draw down in future years.

| Financial Duty | All figures in £000 | 2010/11 | 2011/12 | 2012/13 |
|--------------------------------------|----------------------------|----------------|----------------|----------------|
| Remain within Revenue Resource Limit | Performance | 542,729 | 543,210 | 558,585 |
| | Limit | 545,727 | 544,344 | 559,717 |
| Remain with Capital Resource Limit | Performance | 3,034 | 2,177 | 691 |
| | Limit | 3,138 | 2,443 | 2,753 |
| Remain within Cash Limit | Performance | 547,567 | 544,913 | 554,380 |
| | Limit | 547,567 | 544,913 | 554,380 |

Capital

The PCT had a Capital Resource limit of £2,753k for 2012/13 and spent £691k on its Capital Programme:

The capital expenditure was on the following developments

| Description | £000 |
|--|-------|
| Refurbishment and works at Clacton Hospital including refurbishment of Reckitts Lodge | 496 |
| Refurbishment and works at Lexden Site, Colchester including conversion of Victoria House and Elizabeth House to create assessment rooms | 196 |
| Reconfiguration of Mill Road Therapy Centre, Witham and Monkwick Clinic, Colchester | 97 |
| GP IT Hardware replacement | 64 |
| Receipts from sale of Carlow House, Witham | (367) |
| Other capital works | 205 |

During 2012/13, the PCT commissioned a desk top valuation of its land and buildings based on Modern Equivalent Assets following the full revaluation that was carried out in 2009/10.

Cash

During 2012/13, the PCT drew down all of its £554 million cash limit.

Value for Money

Ensuring value for public money is an important principle of the PCT and is outlined in the corporate governance framework adopted by the Board. To ensure value for money is achieved, appropriate procurement procedures are in place, including the tendering of goods and services where necessary. This includes a separate procurement group, with non-executive and executive director membership. Part of the role of the internal audit service that the PCT commissions involves reviewing, appraising and reporting upon value for money within the organisation.

NHS North East Essex has ensured that all resources are utilised to gain optimal benefit for its population. Where this cannot be evidenced, the PCT has decommissioned or moved resources to where they can gain most benefit.

A key priority for the PCT and CCGs looking forward is to ensure that maximum value for money is being achieved through effective commissioning arrangements, as the majority of the PCT's expenditure is spent on commissioning healthcare services. While all healthcare providers, are required to deliver a continuous programme of QIPP, the PCT also must demonstrate that it is properly considering the health needs of the local population and commissioning those services that address those needs.

During 2012/13 the PCT cluster has been working with our NHS and social care colleagues across North Essex in developing system-wide Quality, Improvement, Productivity and Prevention plans setting out how we will respond to the challenging financial climate in which the NHS and the wider public sector will operate over the coming years

The PCT's overall financial management arrangements were also subject to review by the PCT's external auditors, Ernst & Young LLP (previously the Audit Commission), as part of their annual review of the PCT's accounts. The PCT received an unqualified value for money opinion in 2012/13.

Accounting Policies

The PCT has reviewed its accounting policies in year and full information on the accounting policies and principles adopted for 2012/13 are set out in the 2012/13 Annual Accounts. There have not been any significant changes in accounting policies for 2012/13. The Annual Governance Statement sets out the arrangements and controls which are in place within the organisation to support the achievement of the organisation's policies, aims and objectives and for safeguarding public funds and the organisation's assets.

In order to close the 2012/13 accounts in accordance with Department of Health timescales, the PCT has had to estimate accruals in such areas as secondary care activity.

Pension Liabilities

The PCT's annual accounts detail the accounting policy adopted regarding the NHS pension scheme liabilities and this can be found in note 7.5 of the accounts.

QIPP

During the year the PCT delivered the £8.8 million savings target. The PCT also spent £6.7million non-recurrent expenditure aimed at transformation and service re-design projects across the north east Essex economy.

Audit Arrangements

Ernst & Young are our external auditors, appointed by the Audit Commission. The total Audit fee for 2012/13, as per accounts is £133k. This was £186,078 in 2011/12.

No other work was carried out by The Audit Commission during 2012/13.

Better Payment Practice Code

The Non NHS Trade Creditor Payment Policy of the NHS is to comply with both the Confederation of British Industry Prompt Payment Code and Government Accounting Rules. The target is for 95% of both the value and number of non-NHS trade creditors to be paid within 30 days of receipt of goods or a valid invoice, whichever is later, unless other payment terms have been agreed.

As a result of this policy the PCT ensured that:

- A clear and consistent policy of paying bills in accordance with contracts existed and that finance and purchasing divisions were aware of this policy.
- Payment terms were agreed at the outset of a contract and were adhered to.
- Suppliers were given clear guidance on payment procedures.
- A system existed for dealing quickly with disputes and complaints.
- Bills were paid within agreed terms.

The performance of the PCT against this target is as follows:

| | 2012-13 Number | 2012-13 £000 | 2011-12 Number | 2011-12 £000 |
|---|-------------------|-----------------|-------------------|-----------------|
| Non-NHS Payables | | | | |
| Total Non-NHS Trade Invoices Paid in the Year | 15,987 | 110,532 | 18,016 | 115,005 |
| Total Non-NHS Trade Invoices Paid Within Target | 15,075 | 106,756 | 16,753 | 108,179 |
| Percentage of NHS Trade Invoices Paid Within Target | 94.30% | 96.58% | 92.99% | 94.06% |
| NHS Payables | | | | |
| Total NHS Trade Invoices Paid in the Year | 3,245 | 341,019 | 3,262 | 325,633 |
| Total NHS Trade Invoices Paid Within Target | 2,566 | 317,201 | 2,757 | 315,833 |
| Percentage of NHS Trade Invoices Paid Within Target | 79.08% | 93.02% | 84.52% | 96.99% |

North East Essex PCT signed up to the Prompt Payment Code in August 2009.

The trust complies with Treasury's guidance on setting charges for information.

2013/14 Financial Plans

In 2013/14 the financial planning was undertaken within the shadow organisations for the population of Essex. This approach reflects the new NHS landscape and recognised the transferring ownership to future commissioners.

Balance budgets have been set for 2013/14 across Essex and we are seeking to deliver significant efficiency savings through our Quality, Innovation, Productivity and Prevention programme, which is variable in size across each of the CCGs and Area Team within Essex.

Our challenge remains to maintain and improve the quality of services we commission on behalf of the local population whilst delivering significant productivity savings. This challenge will be no different in the future NHS configuration.

Dawn Scrafield

Director of Finance and Performance

Please see Appendix A at the end of the document for the full set of financial statements for the year ended 31 March 2013.

NHS NORTH EAST ESSEX ANNUAL GOVERNANCE STATEMENT 2012/13

The Annual Governance Statement sets out the following for the PCT:

- Scope of Responsibility for the Accountable Officer and the sound system of internal control that is in place to support the achievement of the organisation's policies, aims and objectives, whilst safeguarding public funds
- Acknowledgement of the Accountable Officer's responsibilities demonstrating an understanding of propriety and accountable issues Governance framework of the PCT
- Risk assessment process
- Risk and control framework
- Review of the effectiveness of risk management and internal control
- Highlighting of significant issues for this past year

The Annual Governance Statement can be obtained in full in the Annual Accounts. Statement of the chief executive's responsibilities as the accountable officer of the primary care trust and the Statement of directors' responsibilities in respect of the accounts are in the accounts.

INDEPENDENT AUDITOR'S REPORT TO THE DIRECTORS OF NHS North East Essex

Annual Report of the Cluster Audit Committee 2012/3

1. Purpose of Report

The purpose of this report is to demonstrate to the Cluster Board that the Cluster Audit Committee (the Committee) has met its Terms of Reference for 2012/13.

2. Background

The Committee is established and constituted to provide the Cluster Board with an independent and objective review of its financial systems, financial information and compliance with laws, guidance and regulations governing the NHS.

The Committee's Terms of Reference, modeled on NHS guidance, cover the following areas: Governance, Risk Management and Internal Control; Internal Audit; External Audit; Management and Financial Reporting.

The Committee functions as the Audit Committee for the three statutory PCTs: NHS Mid Essex, NHS North East Essex and NHS West Essex. At Clinical Commissioning Group (CCG) level, there is a shadow Audit Committee established within each of the CCG areas which also meet regularly.

The Committee has met 7 times during 2012/13.

3. Integrated Governance, Risk Management and Internal Control

The Committee 'shall review the establishment and maintenance of an effective system of integrated governance, risk management and internal control, across the whole of the organisation's activities (both clinical and non-clinical) that supports the achievement of the organisation's objectives'.

The Committee considered and accepted the 2011/12 Governance Statements for the three PCTs within the cluster. In so doing, it took into account the Head of Internal Audit Opinions which was confirmed by the Annual Governance Reports from the external auditors.

The Cluster Board Assurance Framework to support the strategic objectives has been reviewed at meetings throughout the year so too has the reported red risks.

The Committee reviewed progress on the implementation of cluster governance arrangements throughout the year, including arrangements to support the development of the Clinical Commissioning Groups and the establishment of the Governing Body for the Commissioning Support Unit as a committee of the both South Essex and North Essex Cluster Boards.

The minutes of the committee meetings reporting to the Board such as the Transition Committee, CCG Performance and NCB Performance Committees were reported to the Cluster Audit Committee.

The Committee considered and approved policies such as the Cluster Anti-Fraud and Corruption Policy and updated the Corporate Governance Manuals. It received the developing Constitutions, Standing Orders and Standing Financial Instructions including the intended Scheme of Delegation for each of the CCGs as from 1st April 2013.

It received the Local Security Management Annual Report.

The Committee met privately with both Internal Audit and External Audit on a regular basis as part of the Committee assurance process.

4. Internal Audit

'The Cluster Audit Committee shall ensure that there is an effective Internal Audit function established by management that meets mandatory NHS Internal Audit Standards and provides appropriate independent assurance to the Cluster Audit Committee, Chief Executive and NHS North Essex Board.'

The internal audit function is currently provided by the Deloitte which operates at arms length from its clients.

The Committee has viewed the developing audit plans for each of the CCGs.

Internal Audit report progress at each meeting of the Committee. Their findings are presented and discussed. Where recommendations have not been implemented on limited assurance reports, these have been monitored by the Cluster Audit Committee who have progressed the action requirements with the relevant manager lead.

The following audits in the Internal Audit Plan were presented to the Cluster Audit Committee during 2012/13:-

- Order & Receipt of Goods & Creditors
- Financial Ledger
- Income & Debtors
- Financial Reporting & Budgetary Control

- Payroll
- Fixed Assets
- Governance, Risk Management & Assurance Framework (inc CCG's)
- Patient Experience
- Clinical Governance
- Quality, Innovation, Productivity & Prevention
- Transition Management Capacity Planning
- Transition Management Governance
- Transition Management Contract Transfer
- Performance Management (Acute Providers & Transition Management)
- Commissioning Support Services Governance Arrangements

Information Technology

- IT Procurement
- ITIL Service Desk
- Follow up of Recommendations
- Planning, Liaison, Reporting & Meetings

Where necessary, updates are received at each meeting.

5. External Audit

“The Cluster Audit Committee shall review the work and findings of the External Auditors and consider the implications and management’s responses to their work.”

The 2012/13 Annual Audit plans for NHS Mid Essex, NHS North East Essex and NHS West Essex were reviewed.

The Committee agreed financial governance arrangements for the 2012/13 accounting process for the three PCTs, ensuring that local Audit and Governance Groups were briefed on, and involved in the annual accounts process.

As with Internal Audit, the External Audit function attends each meeting and contributes to discussions and the Committee’s understanding of the issues under consideration.

The Committee received and accepted External Audit reports, including that on the transition.

6. Counter Fraud

The Cluster Audit Committee approved the workplan and strategy for counter fraud. The Cluster Audit Committee received regular Counter Fraud progress updates at each meeting from the Local Counter Fraud Specialist. Any issues highlighted at meetings as required.

The Committee is satisfied that each member PCT has adequate arrangements in place for countering fraud. An update on the progress of existing cases is provided at the Cluster Audit Committee meetings.

7. Management

“The Cluster Audit Committee shall request and review reports and positive assurances from Directors and Managers on the overall arrangements for governance, risk management and internal control.”

The Committee has received reports on the Board Assurance Framework governance arrangements, tender waivers and losses and compensation. The Committee agreed a work plan for the year following a self assessment of the audit committee checklist. A review of policy for hospitality as well as revision to Standing Orders and Standing Financial Instructions that were approved by the Board. At each meeting the Committee identified items for reporting to the cluster Board.

8. Financial Reporting

‘The Committee shall monitor the integrity of the financial statements of the PCTs and any formal announcements relating to the PCTs’ financial performances.

The Committee should ensure that the systems for financial reporting to the Cluster Board, including those of budgetary control are subject to review as to completeness and accuracy of the information provided to the Cluster Board.

The Committee shall review the annual reports and financial statements before submission to the Cluster Board'.

The Cluster Audit Committee is reviewing the Annual Report and Annual Governance Statements and will be seeking delegated authority from the Board to approve the final versions following the dissolution of the PCTs.

The Committee considered both draft and audited financial statements for 2011/12 for the three members PCTs, including compliance with accounting policies and significant adjustments resulting from the audit. The Committee was happy to endorse the statements for approval.

The Committee received progress reports on the development of the new financial ledger.

9. Audit Committee Development

During the early part of the year, the Committee focused on ensuring that all actions from the three PCT Audit Committee meetings were followed up and any issues picked up appropriately.

Ensuring that governance arrangements and local Audit Committees were established by the CCGs and functioning appropriately at a period of significant change within the NHS was a priority for the committee during the year.

In 2012/13 with significant changes to the NHS commissioning system beginning to take shape the committee will focus on ensuring statutory responsibilities for each PCT are met up to March 2013 and that clinical commissioning groups have effective processes in place from April 2013 onwards for audit and governance.

10. Conclusion

On the basis of the above activity, it is the view of the Cluster Audit Committee that the Cluster's system of integrated governance, risk management and internal control is operating effectively.

11. Acknowledgements

The Committee has been supported throughout the year by the Director of Finance and Corporate Services and their staff, the Audit Commission, Local Counter Fraud Service. Various senior PCT managers have attended as appropriate. The Committee wishes to acknowledge its gratitude for their efforts.

12. Recommendation

For the Board to receive and note this report and comments as appropriate.

Jerry Wedge
North Essex Cluster Audit Committee Chair
March 2013

Remuneration report for the period ending 31 March 2013

The tables and related narrative notes for salaries and allowances of senior managers, pension benefits of senior managers and pay multiples included in this report have been audited.

The policy of the remuneration

All senior managers, with the exception of the Chief Executive and Directors, are subject to Agenda for Change terms and conditions. The salary of the Chief Executive and Directors is determined by the Remuneration Committee, with national and local guidance (provided by the Director of Finance and Head of

Human Resources) being taken into account in all decisions.

Performance Conditions

The performance of all staff (including the Chief Executive, Directors and Senior Managers) is monitored and assessed through the use of a robust appraisal system. A formal appraisal review is undertaken at least annually. With the exception of the Very Senior Manager (VSM) Pay scales there are no performance related pay elements contained in any contracts for 2011/12. Where the payment of bonuses to VSMs are proposed, these are scrutinised by the Remuneration Committee and the Strategic Health Authority.

Relevant proportions of remuneration

Agenda for Change contracts do not contain provision for performance related remuneration. There is therefore no proportion of remuneration which is subject to performance conditions. However under the terms of the VSM Pay Scales there is the potential for performance related pay under the terms and conditions of the contract.

Policy on the duration of contracts, notice periods and termination payments

The duration of contracts is determined by the duration of the roles and responsibilities to be undertaken. The contracts of the Chief Executive, Directors and other Senior Managers are permanent unless it applies to a time limited project or funding in which case contracts will be offered as a fixed term contract. The notice period applying to the Chief Executive, Directors and all VSM is 6 months and Senior Managers is 3 months. Any termination payments would be in accordance with relevant contractual, legislative and Inland Revenue requirements.

Senior manager information

Significant Awards

Neither NHS North Essex nor its predecessor organisations have made any significant awards to past Senior Managers during the period ending 31 March 2013.

Salary and Pension Entitlements

Similar to previous years, the information for salaries, benefits in kind and pensions entitlements is required to be detailed in the annual report. This information can be found at Appendix B.

There are no elements of remuneration, other than the benefits in kind detailed in Appendix B, outside of the standard terms and conditions of the contracts of employment of senior managers.

The annual accounts detail the accounting policy adopted regarding the NHS pension scheme liabilities and this can be found in note 1 of the full annual accounts.

As referred to above, the remuneration report and pay multiples can be found in Appendix B.

Glossaries of terms used in this annual report

Glossary of financial terms

| Term | Definition |
|------|------------|
|------|------------|

| | |
|--|---|
| Accounting Policies | The Accounting Policies are the accounting rules that the PCT has followed in preparing its accounts. These policies are based on International Financial Reporting Standards and the Treasury's Financial Reporting Manual. The Department of Health's Manual for Accounts and Capital Accounting Manual detail how these rules should apply to PCTs. One of the main policies is that income and expenditure is recognised on an accruals basis, meaning it is recorded in the period in which services are provided even though cash may or may not have been received or paid out. |
| Budget | A Budget usually refers to a list of all planned and expected future expenses and revenues. A budget is set at the beginning of the financial year. |
| Capital Expenditure | Capital Expenditure is money spent on buying non-current assets (fixed assets) or to add to the value of an existing fixed asset with a useful life that extends beyond a year. |
| Capital Resource Limit | The Capital Resource Limit (CRL) is the amount allocated each year to the PCT for capital expenditure. The PCT must not spend more than the CRL on capital items. |
| Cash Limit | The Cash Limit (CL) is a limit set by the Government on the amount of cash which a PCT may spend during a given financial year. The PCT must ensure that the net amount of cash flowing out of the PCT over the financial accounting period is not more than the CL. |
| Depreciation | Depreciation refers to the fact that assets with finite lives lose value over time. Depreciation involves allocating the cost of the fixed asset (less any residual value) over its useful life to the Statement of Comprehensive Net Expenditure (SCNE) . This will cause an expense to be recognised on the SCNE while the net value of the asset will decrease on the Statement of Financial Position. |
| Impairments | Impairments are the losses in the values of non-current assets compared to those values recorded on the Statement of Financial Position. A PCT is required to undertake routinely revaluation reviews of its fixed assets or undertake an impairment review when there is a decline in an asset's value. The impairment (loss) is treated in the same way as depreciation, as a cost in the Statement of Comprehensive Net Expenditure (SCNE) , if the change in the value of the asset is permanent. |
| Intangible Assets [formerly Intangible Fixed Assets] | Intangible Assets are invisible or 'soft' assets of an organisation that, nevertheless, have a real current market value and contribute to the (future) operation/income generation of the organisation and may include software licenses, trademarks and |

| | |
|---|---|
| | research development expenditure. |
| International Financial Reporting Standards | International Financial Reporting Standards (IFRS) are the international accounting standards that the Department of Health require PCTs to follow when they prepare their accounts. 2009-10 was the first year in which PCTs were required to prepare IFRS compliant accounts, having previously used UK reporting standards. |
| Losses and Special Payments | Losses and Special Payments are payments that Parliament would not have foreseen healthcare funds being spent on, for example fraudulent payments, personal injury payments or payments for legal compensation. |
| NHS Payables (formerly known as NHS Creditors) | An NHS Payable is an amount owed to an NHS organisation for services rendered or goods supplied to the PCT or to patients of the PCT. |
| Statement of Comprehensive Net Expenditure (formerly known as Operating Cost Statement) | <p>The Statement of Comprehensive Net Expenditure (SCNE) records the costs incurred by the PCT during the year, net of miscellaneous income (which is income other than the PCT's main funding from the Department of Health which is credited to the general fund on the Statement of Financial Position and not treated as income on the SCNE). It includes non cash expenses such as depreciation.</p> <p>Under government accounting rules the SCNE shows the net resources used by the PCT in commissioning and providing healthcare rather than the surplus or deficit for the year as shown in the income and expenditure account by NHS trusts. The comprehensive net expenditure is debited to the general fund on the Statement of taxpayers equity.</p> |
| Over Spend | Over Spend occurs when more money is spent than was allowed within the cash limit, revenue resource limit or capital limit, or that was planned in the budget. |
| Pooled budget | A Pooled Budget is a joint arrangement with other bodies, such as local authorities and other PCT's, to pool funds for a specific purpose. Each body has to account for its own contribution to the pool within their accounts. Contributions would generally include the resources normally used for the identified services, together with partnership and other grants specific to the services. The host partner will manage the financial affairs of the pooled fund. The pooled budget manager is responsible for managing the pooled fund on behalf of the host authority, and for providing information to enable the partners to monitor the effectiveness of the pooled fund arrangements. |
| Procurement | Procurement is the acquisition of goods and/or services, generally through a contract, at the best possible total cost, in the right quantity and quality, at the right time and in the right place for the direct benefit of the PCT and its patients. |

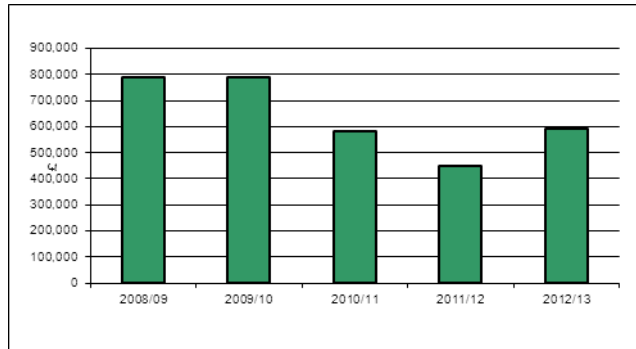
| | |
|---|---|
| Property, plant & equipment (formerly Tangible Fixed Assets) | Property, plant and equipment are assets that individually (or with integrally linked other items) cost more than £5,000 and are held for longer than one year and include: land, buildings, transport equipment, IT and furniture and fittings. |
| Provisions | A Provision is a liability arising from a past event where it is probable the PCT will have to settle and a reliable estimate can be made of the amount to be paid.. |
| Revenue Resource Limit | The Revenue Resource Limit (RRL) is the total amount that the PCT may spend on the services that it commissions. This limit is set for the PCT at the start of the financial year by the Department of Health and may change on a monthly basis depending on changes to allocations to the PCT from the Strategic Health Authority for either commissioning or provider functions. Each PCT has a statutory duty not to spend more than its RRL. The RRL takes into account all accrued income and expenditure irrespective of whether income has been received or bills paid. |
| Statement of Cash Flows | The Statement of Cash Flows (SCF) shows the effect of the PCT's operating activities on its cash position. |
| Statement of Changes in Taxpayers' Equity (formerly Statement of Recognised Gains and Losses) | The purpose of the Statement of Changes in Taxpayers' Equity is to highlight financial transactions that may not be reflected in the Statement of Comprehensive Net Expenditure, but which affect the PCT's reserves as shown in the "Financed by" section on the Statement of Financial Position. For example, "(Reduction)/Additions in the General Fund due to the transfer of assets to/from NHS bodies and the Department of Health". |
| Statement of Financial Position (formerly Balance Sheet) | The Statement of Financial Position provides a view of the PCT's financial position at a specific moment in time – usually the end of the financial year. It shows assets (everything the PCT owns that has monetary value), liabilities (money owed to external parties) and taxpayers' equity (public funds invested in the PCT). |
| Tendering | Tendering is the process by which one can seek prices and terms for a particular service/project to be carried out under a contract. |
| Trade and other Payables (Non-NHS) (formerly known as Non-NHS Creditors) | Trade and other Payables Creditors are non-NHS organisations owed money by the PCT for goods and services provided to the PCT, e.g. for utilities, equipment, etc. |
| Trade and other receivables (formerly Debtors) | Trade and other receivables represent money owed to the PCT at the Statement of Financial Position date for services rendered or goods supplied by the PCT to the receiver. |
| Under Spend | Under Spend occurs when less money is spent than was allowed within the cash limit or that was planned in the budget. |

Glossary of non-financial terms

| Term | Definition |
|--|--|
| Care pathway | The route that a patient will take from their first point of contact with an NHS or Social Services member of staff (usually their GP), through referral, to the completion of their treatment. |
| Choice | Giving patients more choice about how, when and where they access health services. |
| Civil Contingencies Act 2004 | Provides a single framework for UK civil protection against any challenges to society – it focuses on local arrangements and emergency powers. |
| Commissioning | The review, planning and purchasing of health and social services. |
| Community services | Health or social care and services provided outside hospitals. They can be provided in a variety of settings including clinics and in people's homes. Community services include a wide range of services such as district nursing, health visiting services and specialist nursing services. |
| Commissioning Support Unit (CSU) | Will provide capacity to clinical commissioners as an extension of their local team to ensure that commissioning decisions are informed and processes structured. This approach will help achieve economies of scale and allow clinical commissioning groups to focus on direct commissioning of services for their patients. |
| Diabetic retinopathy | One of the most common causes of blindness in the UK. Retinopathy means damage to the tiny blood vessels (capillaries) that nourish the retina, the tissues in the back of the eye that deal with light. |
| Enhanced services | <p>i) essential or additional services delivered to a higher specified standard, for example, extended minor surgery</p> <p>ii) services not provided through essential or additional services</p> <p>They are services provided by GPs, over and above the core (essential and additional) services to their patients.</p> |
| Palliative Care | The total care of patients whose disease is incurable. Control of pain, of other symptoms, and of psychological, social and spiritual problems is paramount. The goal of palliative care is achievement of the best quality of life for patients and their families. |
| Primary Care Trust (PCT) | Responsible for the planning and securing of health services and improving the health of the local population. |
| Professional Executive Committee (PEC) | An important aspect of clinical leadership in primary care. The PEC must have a majority of members whose professional work reflects the function of the PCT. For example, members can include GPs, nurses, social workers, pharmacists, dentists, opticians, amongst others. PECs are able to provide a professional viewpoint on the strategy and operations of the PCT. |

Sustainability Report

25%



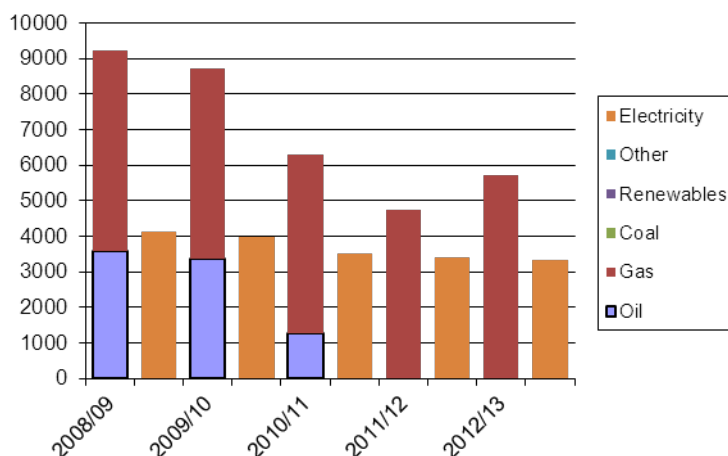
The NHS aims to reduce its carbon footprint by 10% between 2009 and 2015. Reducing the amount of energy used in our organisation contributes to this goal. There is also a financial benefit which comes from reducing our energy bill. By reducing our energy costs by 25% since 2008/09, we have saved £193,517, the equivalent of 34 hip operations. We have put plans in place to reduce carbon emissions and improve our environmental sustainability. Over the next 10 years we expect to save £8,320 as a result of these measures.

40439 tonnes



We recover or recycle 40439 tonnes of waste, which is 85% of the total waste we produce.

Our total energy consumption has risen during the year, from 008,172 to 009,043 MWh. Our relative energy consumption has changed during the year, from 0.19 to 0.21 MWh/square metre.



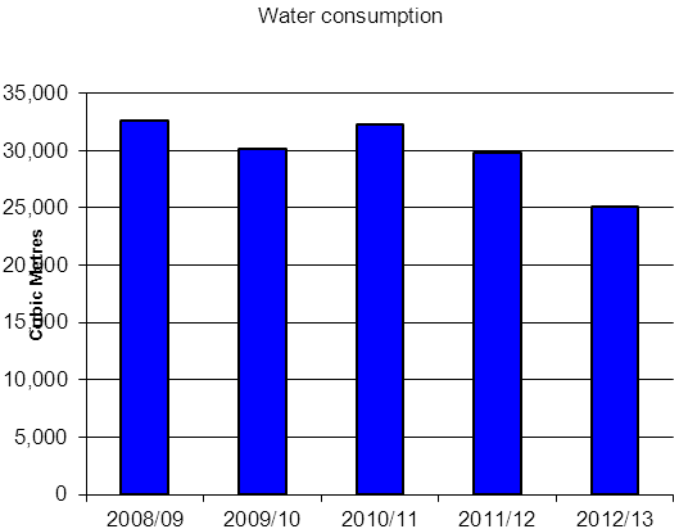
Renewable energy represents 0.0% of our total energy use. We do not generate any energy. We have not made arrangements to purchase electricity generated from renewable sources



Our measured greenhouse gas emissions have increased by 256,817 tonnes this year.

We do not currently collect data on our annual Scope 3 emissions.

Our water consumption has reduced by 4,657 cubic meters in the recent financial year. In 2011/12 we spent £76,119 on water.




During 2011/12 our gross expenditure on the CRC Energy Efficiency Scheme was £0,000.

The CRC Energy Efficiency Scheme is a mandatory scheme aimed at improving energy efficiency and cutting emissions in large public and private sector organisations.

During 2011/12 our total expenditure on business travel was £182,646.

Our expenditure on waste in the last two years was incurred as follows:



Our organisation has an up to date Sustainable Development Management Plan.

Having an up to date Sustainable Development Management plan is a good way to ensure that an NHS organisation fulfils its commitment to conducting all aspects of its activities with due consideration to sustainability, whilst providing high quality patient care. The NHS Carbon Reduction Strategy asks for the boards of all NHS organisations to approve such a plan.

We consider neither the potential need to adapt the organisation's activities nor its buildings and estates as a result of climate change.

Adaptation to climate change will pose a challenge to both service delivery and infrastructure in the future. It is therefore appropriate that we consider it when planning how we will best serve patients in the future.

Sustainability issues are included in our analysis of risks facing our organisation.

NHS organisations have a statutory duty to assess the risks posed by climate change. Risk assessment, including the quantification and prioritisation of risk, is an important part of managing complex organisations.

In addition to our focus on carbon, we are also committed to reducing wider environmental and social impacts associated with the procurement of goods and services. This will be set out within our policies on sustainable procurement.

We plan to start work on calculating the carbon emissions associated goods and services we procure.

Dawn Scrafield is the Board Level Lead for Sustainability.

A Board Level lead for Sustainability ensures that sustainability issues have visibility and ownership at the highest level of the organisation.

Sustainability issues, such as carbon reduction, are not currently included in the job descriptions of all staff. Our staff energy awareness campaign is ongoing. A sustainable NHS can only be delivered through the efforts of all staff. Staff awareness campaigns have been shown to deliver cost savings and associated reductions in carbon emissions.

Our organisation has a Sustainable Transport Plan.

The NHS places a substantial burden on the transport infrastructure, whether through patient, clinician or other business activity. This generates an impact on air quality and greenhouse gas emissions. It is therefore important that we consider what steps are appropriate to reduce or change travel patterns.

Appendix A

Name of Organisation North East Essex PCT

Organisation Code 5PW

Annual Governance Statement

1. Scope of Responsibility

As Accountable Officer and Chief Executive of the NHS North Essex Board¹ from 1 October 2012 I had responsibility for maintaining a sound system of internal control that supports the achievement of the organisation's policies, aims and objectives. I also had responsibility for safeguarding the public funds and the organisation's assets for which I was personally responsible as set out in the Accountable Officer Memorandum. Prior to 1 October 2012 Sheila Bremner was the Accountable Officer and Chief Executive of the NHS North Essex Board and held these responsibilities from 1 April 2012 to 30 September 2012.

Accountability arrangements had been enshrined in the PCT's management structure through a Scheme of Delegation covering both corporate and clinical areas. In addition to the Scheme of Delegation and the Accountability Framework, the Board, Audit Committee and the shadow Clinical Commissioning Group Board with the senior management provided support to enable me to discharge my responsibilities as Accountable Officer.

The system of internal control is designed to manage risk to a reasonable level rather than to eliminate all risk of failure to achieve policies, aims and objectives; it can therefore only provide reasonable and not absolute assurance of effectiveness. The system of internal control is based on an on-going process designed to:-

- identify and prioritise the risks to the achievement of the organisation's policies, aims and objectives
- evaluate the likelihood of those risks being realised, the impact should they be realised and to manage them efficiently, effectively and economically

The system of internal control set out in this governance statement was in place in North East Essex PCT for the year ended 31 March 2013.

2. The Governance Framework of the Organisation

Governance Framework Context

The NHS North Essex Cluster Board was the statutory board for each of the constituent PCTs of NHS Mid Essex, NHS North East Essex and NHS West Essex. It had a single Chair and a single set of Non-Executive and Executive Directors across the Cluster. The Board met on a bi-monthly basis rotating meetings between the three PCT locations. The Standing Orders, Standing Financial Instructions and Scheme of Delegation were the same for each PCT.

In light of the organisational changes arising from the Health and Social Care Act 2012, the Board has ensured a strong focus on the management of this transition whilst continuing to assure itself of the performance of the whole Cluster in delivering its financial and other objectives.

The new organisations, including NHS England, Essex Area Team of the NHS England and the new North East Essex Clinical Commissioning Group (the CCG), operated in shadow form until their formal establishment on the 1st April 2013.

The Board approved in March 2012 the dual running of the old and the new governance system to enable all parts of the new system to become established and to test effectiveness of arrangements that successor/future organisations had put in place. This also gave the performance teams time to test and refine the new reporting regimes. Overall accountability remained with the NHS North Essex Board.

Key components of the transitional governance systems were:-

- an accountability framework setting out the principles for the transition governance model and the structural accountability framework with committees reporting to the Board
- a revised Corporate Governance Manual was approved reflecting the change in governance arrangements and confirming the Scheme of Delegation in place
- a CCG accountability framework setting out the committee structure for the shadow CCG Board including conflict of interest arrangements
- a Memorandum of Understanding approved in May 2012, between the Board and each CCG describing the relationship between the CCG and the Board during the transition period until the CCG became a statutory body and the role of the PCT ceased. This included the Accountability Framework for targets and standards.

The NHS North Essex Cluster Chief Executive remained the Accountable Officer during the transition.

3. Board Committee Structure

The Cluster Board met 7 times during 2012-2013 and membership changed on 1 October 2012 following the appointment of the NHS England Area Team Prospective Directors for Essex, who also became the NHS North Essex and NHS South Essex Cluster Director leads. The Chair and 3 of the Non Executive Directors (NEDs) resigned during the year and were not replaced.

Notice of attendance at Board meetings was published on the NHS North Essex website. The Board received regular reports on performance, finance, clinical quality, patient experience, transitional planning and delivery, service commissioning, audit and risk management. These reports gave the Board assurance that they were discharging their responsibilities in managing the key elements of internal control, such as corporate governance, clinical governance and risk management as well as transition.

Until November 2012, the following committees were those that supported the Board in carrying out its function:

- a shadow CCG Board which included a NED from the Board. A supporting committee structure included a CCG Quality, Finance and Performance Committee thus negating the need for the Board to continue with a Quality and Delivery committee
- a CCG Performance Committee to provide oversight and scrutiny of the CCG and which held the CCG to account. This was chaired by a NED with NEDs and PCT executive directors as members
- a public health and future NCB performance committee, again chaired by a NED and with NED and PCT Executive Directors as members to provide oversight, scrutiny and to hold the public health and commissioning leads of the future NCB commissioned services to account
- a Commissioning Support Committee which provided oversight of the development of commissioning support and included a NED and PCT Executive Directors as members

- a PCT Executive Committee for all executive matters which were not within the CCG's remit and which only consisted of the PCT executive members
- a PCT Transition Committee with PCT executive and CCG leads
- a combined Remuneration and Terms of Service Committee with a separate agenda for the PCT/CCG locality and with membership attendance from the CCGs. This Committee was chaired by a NED and made up of NEDs
- Cluster Audit Committee which was chaired by a Board NED with separate agenda items for the PCT/CCG locality and with membership attendance from each of the CCGs. During the course of 2012/13 the designated CCG Audit Committee chair attended in preparation for when the CCG Audit Committee was established.

There were changes to the committee structure as approved by the Board in November 2012 as follows:-

- a combined Performance Committee was established in place of the previous NCB/Public Health performance Committee and CCG Performance Committee
- A new Essex Transition Board was also formed to replace the North Essex Cluster Transition Committee and the South Essex Cluster Transition Committee. This reported to both the South and the North Essex Cluster Boards
- a new Finance and Performance Committee was established which met up to and including January and which was then dissolved
- a Commissioning Support Unit (CSU) Committee was established as the governing body for the CSU
- The Executive Committee was replaced with a Corporate Management Team meeting which was not a committee of the Board.

The Audit Committee met 7 times during 2012-2013, was properly constituted and addressed key internal control issues by monitoring the work of internal and external audit functions, counter fraud and financial management. Minutes and reports from these meetings were received by the Board. The Audit Committee was a joint Audit Committee for the Cluster reviewing both cluster wide and separate PCT agenda items. The terms of reference included reviewing the annual financial statements before submission to the Board. Delegated authority for the Audit Committee to approve the Annual Report and Annual Accounts had been obtained from the Board and these will be reviewed and signed off by a joint Audit Committee for the North and South Essex PCT Clusters in June 2013.

4. Board Performance and Assessment of its Own Effectiveness

The Board's assessment of its performance has been informed by:-

- The Annual Accountability Review letter from the SHA in 2012/2013 on the outcome of the 2011/12 Annual Accountability Review. In addition to confirming the outcome of performance for 2011/12, it confirmed the following as key issues to focus on in 2012/13:-

| NHS North Essex | Concern | Improvements required |
|---|--|--|
| HCAI (Healthcare Associated Infections) | The PCT Cluster, Colchester Hospital University Foundation Trust (CHUFT) and Princess Alexandra Hospital (PAH) breached their ceilings for <i>C.difficile</i> in 2011/12. | Improvements are necessary such that monthly <i>C. difficile</i> performance for the commissioner and both providers is below ceiling. This should be sustained for a minimum of three consecutive months to demonstrate real improvements have been embedded. |
| 18 weeks performance | The PCT and all three providers have reported periods of underperformance against both admitted and non-admitted standards in 2011/12, at both aggregated and specialty level. | Performance across the Cluster is to be improved such that all required 18 week metrics are met on a monthly basis. Referral to Treatment performance should be delivered consistently on a specialty level basis from Quarter 2. |
| A&E | PAH failed to deliver the A&E standard for the full year and recovery of performance has been slow. Mid Essex Hospitals Trust (MEHT) also failed to deliver the standard in Q1 2011/12. Ambulance handover times at MEHT have also been an issue during 2011/12 with long waits regularly reported during the winter period. | Performance at all providers to be above 95% YTD on a consistent basis with evidence of sustainability during periods of peak demand. A reduction in ambulance handover times at MEHT during 2012/13 including during the winter period. |

The outcome positions for 2012/13 on the above improvement requirements were:-

- HCAI - the PCT and CHUFT breached their ceilings for *C.difficile*.
- 18 weeks performance - the PCT and CHUFT met the aggregate standards for admitted and non-admitted. Compliance from Quarter 2 at specialty level was met by CHUFT.
- A&E - CHUFT failed to deliver the A&E standard in Quarter 4 in 2012/13. Ambulance handover times remained an issue.

5. Highlights of Board Committee reports, notably by the Audit Committee

5.1. Board Committee reports

Board Committee reports were provided in Part 1 of the meeting, which was open to the public and were published on the website with Part 2 of the meeting reserved for matters that were confidential to members of the Board.

During the year the Board continued to monitor the financial position of the PCT, the PCT's performance against key performance indicators, key risks facing the organisation and progress against the transition plan, including the preparation of a handover document for the North Essex cluster to the NHS England Area Team, the CCG and Essex County Council. This handover document was finalised in March 2013 and is complemented by the

Quality handover document and the Public Health handover document. The Board approved a schedule of properties and assets that were to be transferred.

5.2. Audit Committee highlights

The Audit Committee carried out its functions in accordance with its Terms of Reference. It discussed external audit reviews on e.g. demand management and Payment by Results assurance programme, followed up on internal audit recommendations and approved the internal audit programme, reviewed specific policies such as the Hospital and Interest Policy, discussed the Local Counter Fraud Reports, reviewed the Assurance Frameworks for the Cluster and the CCG for the strategic objectives, regularly received the risk register reports, sought assurance in relation to the transition programme and handover arrangements and received the development of the Schemes of Delegation for the new CCG in readiness for the 1st April 2013.

6. Account of Corporate Governance

The Board had a Corporate Governance Manual which was accessible to all staff.

The Board had a system for the Declaration of Interests and there have been no reported departures of its compliance with the Corporate Governance Code.

Statutory and Board lead roles had been in place as follows:-

- **Chair of the North Essex Cluster Board**
Chris Paveley (to end December 2012)
- **Vice Chair of the North Essex Cluster Board**
Stephen King
- **Interim Chair of the North Essex Cluster Board**
Pam Donnelly (from January 2013)
- **Accountable Officer**
Sheila Bremner – Chief Executive Officer – (up to October 2012) thereafter Andrew Pike
- **Accounting Officer**
Adrian Marr – Director of Resources (up to October 2012) thereafter Dawn Scrafield – Director of Finance, Performance and Operations/Deputy Chief Executive Officer
- **Cluster Audit Committee Chair**
Jerry Wedge - Non Executive Director
- **Public Health Board Lead**
Dr. Mike Gogarty or Alison Cowie Director of Public Health
- **Caldicott Guardian**
Donald McGeachy, Medical Director
- **Senior Information Responsible Officer**
Sarah Jane Relf, Director of Transition and Governance (up to October 2012) with Margaret Hathaway – Director of Commercial Services from October to end March 2013
- **NHS Constitution Champion**
Pam Donnelly – Non Executive Director and Interim Chair from January 2013

- **Director of Infection Prevention and Control**
Denise Hagel, Interim Director of Nursing (up to October 2012) and from then on, Pol Toner – Director of Nursing
- **Security Management Board Lead**
Adrian Marr – Director of Resources (up to October 2012) and from then on, Dawn Scrafield – Director of Finance, Performance and Operations
- **Non-Executive Director for Promotion of Security Management Measures**
Chris Paveley – Chairman (up to 31st December 2012) and from then on Pamela Donnelly, Interim Chair.
- **Equality and Diversity Lead**
Sarah Jane Relf – Director of Transition and Governance (up to October 2012) and from then on Dawn Scrafield – Director of Finance, Performance and Operations/Deputy Chief Executive.
- **Equality and Diversity Champion**
Qadir Bakhsh – Non-Executive Director (up to end November 2012)
- **Dignity Champion**
Sarah Jane Relf – Director of Transition and Governance (up to October 2012) and from then on Pol Toner – Director of Nursing.
- **Non-Executive Contact - Whistle Blowing**
Alan Hubbard – Non-Executive
- **Deprivation of Liberty (DoLs)**
Shoena Siewesten – Assistant Director of Safeguarding Adults – West Essex CCG
Donald McGeachy – Medical Director – back up to the above
Carol Anderson – Director of Nursing – Mid Essex CCG – back up to the above.

Accounts Process

As part of its review of the PCT's transition governance arrangements, the Audit Committee agreed the financial transition arrangements for the preparation and approval of the 2012/13 accounts and the transfer of outstanding audit recommendations. The plan for the financial accounts was based on the letter setting out roles for financial closedown of PCTs (Gateway ref 18561) and arrangements were assessed as green. The financial services of the Central Eastern Commissioning Support Unit have been utilised to close down the accounts as the majority of PCT financial services staff have transferred into the CSU.

A sub-committee of the Department of Health's Audit Committee has been established to meet on 3 June 2013 to sign off the accounts and discharge the statutory responsibilities of the PCT, checking for any irregularities and ensuring that all reporting is legally compliant.

The PCT operated within the Corporate Governance Manual and there were no known departures from the Corporate Governance Code.

Reports from Internal and External Audit provide the outcomes of the reviews and the Internal Audit Governance report has confirmed that there were no irregularities and that the PCT were legally compliant.

| |
|------------------------------------|
| <h2>7. Risk Assessment</h2> |
|------------------------------------|

The PCT has a risk assessment framework for carrying out risk assessments within the organisation. Guidance includes policy, procedures and tools which lay out how to undertake risk assessment and the control measures that can be introduced to manage those risks.

This extends to information asset risk assessment and guidance which forms part of the information governance and risk assessment process.

Responsibility for identification of risks and completion of risk assessments rested with all staff thereby encouraging ownership and action.

The Assurance Framework identified the strategic risks, risk rating and the risk owner. Strategic Objectives for 2012/13 were agreed by the PCT in March 2012, from which the Assurance Framework was developed.

A Corporate Risk Register was in place to help ensure that risks to the achievement of organisational objectives were identified and to allow for the identification of any gaps or weaknesses in the system of internal control. The risks were rated and had an assigned owner responsible for the management of that risk.

Up to October 2012, all risks were reported to the Executive Committee (thereafter the Corporate Management Team) each quarter with red risks being reviewed and reported to the Executive Committee monthly and to the Board bi-monthly. The Audit Committee received a red risk report at each meeting.

8. Risk Profile

Close Down Plan

In October 2012 the PCT received checklist guidance from the Department of Health on the Handover and Close Down programme to manage the abolition of SHAs and PCTs by the 31st March 2013. A close down plan was developed across Essex and this was approved by the Board in November 2012.

The close down plan was monitored by the Transition Board. The last meeting was held on the 7th March 2013 with a resultant report provided to the last Board meeting in which was noted the following red risk:-

- PALS signposting - assurance that a service will be up and running by the 1st April

The remaining cluster red risks at the end of the year were recorded as:-

- Delivery of quality of service
- Either people and/or functions do not safely transition thereby affecting staff and/or continuity of service provision

The high risks for the CCG are:-

- Colchester Hospital has an above control limit for SMMI and therefore has been identified as one of the hospitals to receive an intensive support visit from Sir Bruce Keogh.
- there are a number of quality issues within care and nursing homes
- financial risk around retrospective CHC claims
- CQC concerns with a number of providers

9. Summary of Lapses of Data Security Including Any that Were Reported to the Information Commissioner

Information governance ensures necessary safeguards for, and appropriate use of, patient and personal information. We reported 1 serious untoward incident relating to information governance at NHS North East Essex

Despite all the work we do, there were incidents involving data loss and confidentiality breaches. The breaches, which have been reported to NHS Midlands and East as serious untoward incidents during 2012/13 are listed below.

| Date of incident (month) | Nature of incident | Nature of data involved | Number of people potentially affected | Notification steps |
|--------------------------|---|---|---------------------------------------|--|
| August 2012 | Consultation feedback including personal details was included in meeting papers and circulated to members of CCG Board and the public in hard copy and electronically | Name, some postal addresses and email addresses | 21 | SHA, ICO and Participants Notified. Processes changed |

Summary of other personal data related incidents in 2012/13

| Category | Nature of incident | Total |
|----------|--|-------|
| I | Loss of inadequately protected electronic equipment, devices or paper documents from secured NHS premises. | 0 |
| II | Loss of inadequately protected electronic equipment, devices or paper documents from outside secured NHS premises. | 0 |
| III | Insecure disposal of inadequately protected electronic equipment, devices or paper documents. | 0 |
| IV | Unauthorised disclosure | 1 |
| V | Other | 0 |

10. The Risk and Control Framework

The North Essex Cluster's risk and control framework described the structure and accountabilities for risk management and it defined the method used for quantifying, reporting and monitoring risk. It enabled the systematic identification, assessment, treatment and monitoring of risks. It minimised the possibility of recurrence of risks and their associated consequences. Risk management was incorporated into the Cluster's strategic aims and objectives and was embedded in the culture. Risks were entered onto the risk register, an assessed risk rating was provided using a standardised risk assessment matrix and each risk had a risk owner. The Corporate Management Team determined the red risks that were to be highlighted to the Board.

The PCT had responsibility for reporting and ensuring appropriate investigation of and monitoring of any Serious Incidents (SIs) that were reported by its primary (including independent contractor), acute, community (including children's) mental health services and

learning disabilities providers. There was a robust process in place for this which encompasses the East of England SI Policy.

10.1 Prevention of risks

Examples of how the PCT prevents risks include:-

- the Code of Conduct for Managers affirms the responsibilities and accountabilities of the role of Managers
- Through guidance published by the National Quality Board all PCTs were charged with producing a Cluster Legacy Document. The Board approved a suite of handover documents including a general, quality and public health document to capture and safeguard the organisational knowledge and corporate memory for the PCT's successor organisations
- Through contracts which clearly state the responsibilities of contracted personnel with regard to risk limitation, identification and reporting. Managers ensured contractors were aware of local instructions and procedures concerning risk reporting and encouraged an open and proactive approach.

10.2 Deterrent to Risks Arising (e.g. fraud deterrents)

The Board had procedures in place that reduced the likelihood of fraud occurring. These included Standing Orders, Standing Financial Instructions, documented procedures and a system of internal control and risk assessment. In addition the Board promoted a risk and fraud awareness culture in the Cluster.

NHS Protect had established Local Counter Fraud Specialists (LCFS) for NHS Organisations. Both proactive and reactive work is carried out by the PCT's LCFS in accordance with the NHS Counter Fraud and Corruption Manual.

10.3 Management of Both Manifest and Potential risks.

The ways in which management of both manifest and potential risks take place were:-

- risk reports were provided to the CCG Board, Executive Committee (to October 2012) and thereafter to the Corporate Management Team, Board and Cluster Audit Committee and CCG risks were reported to the CCG's Audit Committee.
- a grip was maintained on performance, including quality, safety, delivery of QIPP and financial control while the changes for the new system took place. A transition plan provided a road map the on the identified key work streams and deliverables.
- A Transition Committee approved an Information Governance Transition Action Plan which provided a framework to identify key risks and mitigating actions to manage these risks during the transition.
- Good practice gained from risk resolution and incident management was disseminated through team and management briefings. The CCG's clinical quality team analysed incidents and risks in order to identify improvements and best practice using Root Cause Analysis.
- The Clinical Quality Review Group monitored contracts.
- The Assurance Framework helped to ensure that the Cluster was focusing on and tackling its strategic responsibilities by identifying the risks associated

with the achievement of the PCT's strategic objectives. The CCG developed its own Assurance Framework during the year - on which reports were made to the CCG Board. The controls and assurances were detailed and mitigating actions to tackle risk were listed, along with the risk rating and risk owners and reported using the Board Assurance Framework.

- The principal systems and processes that were in place to ensure that certain key operational and risk activity areas had sufficient clinical perspective and control and the Director of Nursing had significant input to these functions. These included complaints, incident management, risk assessment, serious incident management and independent contractor performance investigations.

Other Risk Management Controls:-

- NHS Pension Scheme arrangements: as an employer with staff entitled to membership of the NHS Pension Scheme, control measures were in place to ensure all employer obligations contained within the Scheme regulations are complied with. This included ensuring that deductions from salary, employer's contributions and payments into the Scheme were in accordance with the Scheme rules, and that member Pension Scheme records were accurately updated in accordance with the timescales detailed in the Regulations.
- NHS Mid Essex was the host lead for the Cluster for emergency planning in Essex. The NHS England Area Team is now the lead for emergency planning in Essex through a MoU. The Area Team approved both the Incident Response and Incident Coordination Centre Plan. Regular reviews will be undertaken by the Operations and Delivery Directorate of the Area Team, training ensures a continual state of readiness to respond to any major incidents. The Essex Area Team has submitted its final assessment of readiness following an informal assessment by the regional NCB / SHA team.
- Absolute commitment was given by the Board for Equality and Diversity in respect of the services that were commissioned for the population of our local area and for our own staff. The Executive Board level lead for Equality and Diversity was the Director of Finance, Performance and Operations and there was a Non Executive Director who championed equality and diversity.

The Equality Delivery System review led by the Equality and Diversity Group enabled future priorities and actions to be identified and informed the four Equality Objectives which were formally approved, together with an implementation plan, by the Board in March 2012.

- Information Governance: at the end of March 2013 the North Essex Cluster submitted a self-assessment of the Department of Health Connecting for Health's Information Governance Toolkit. The Cluster overall score was 50%

11. Review of the Effectiveness of Risk Management and Internal Control

My review of effectiveness is informed by external auditors, internal audit, clinical audit, the Executive Team and other staff who have responsibility for the development and maintenance of the internal control framework.

11.1. Internal Audit

The Head of Internal Audit Opinion has provided **Significant Assurance** that there is a generally sound system of internal control, designed to meet the organisation's objectives, and that controls are generally being applied consistently. However, some

weakness in the design and/or inconsistent application of controls put the achievement of particular objectives at risk.

Internal Audit reported on the processes by which the Board obtains assurance on the effective management of significant risks relevant to the organisation's principal objectives. They have confirmed that an Assurance Framework has been developed aligned with organisational objectives and have provided Adequate Assurance that the Assurance Framework is sufficient to meet the requirements of the 2012-13 Annual Governance Statement and provide a reasonable assurance that there is an adequate and effective system of internal control to manage the significant risks identified by the Trust.

The Head of Internal Audit reported that 'it has not been possible to assess how the control environment has changed year on year, as separate audits of the individual PCTs that make up the North Essex PCT Cluster were undertaken in 2011-12. However, during 2011-12 the audits of Assurance Framework and Risk Management received limited assurance, whereas this year the PCT Cluster received an Adequate Assurance Opinion. This demonstrates a significant improvement in the risk management processes within the PCT Cluster'.

'During the year good progress has been made in reviewing and following up outstanding audit recommendations and a significant number of recommendations from previous years have now been confirmed as completed. All outstanding recommendations were noted by the cluster Audit Committee which endorsed a formal communication by the Director of Finance and Performance to all the new organisations on which recommendations were relevant for them to be aware of in relation to the delivery of their services.

Good Assurance was given for:-

- Governance, Assurance Framework and Risk Management (including Clinical Commissioning Groups)

Adequate Assurance was given for all audits except for the following two audits which were given Limited Assurance:

- Payroll – no priority 1 recommendations were made. Seven priority 2 recommendations were made which related predominantly to the processing of new starters, leavers and changes of circumstances.
- Information Technology Procurement – one priority 1, three priority 2 and one priority 3 recommendations were made. The priority 1 recommendation was that 'the PCT Cluster should restrict the ability of staff to install hardware and software linked to the Network. This should be only carried out by suitably authorised members of ICT'.

12. Handover to New Organisations - Transition Board

During 2012/13 the PCT Cluster established a Transition Board to oversee the transition arrangements of implications of the White Paper. From October 2012 the Transition Board covered the whole of Essex and was chaired by the South Essex Chairman.

Final DH guidance was received regarding transition in October 2012 and at this point the Transition Board established a close down plan that reflected the requirements of the DH. The close down plan was established drawing upon the previous transition plans that had been developed and monitored in the earlier part of the financial year. The Transition Board was a formal subcommittee of each of the Cluster Boards and met monthly to oversee the delivery of the close down plan.

In addition to the close down plan the Transition Board ensured that appropriate processes were in place for finalising the Legacy Document and the Quality handover document. The subcommittee of the Board that scrutinised these documents was the Quality and Governance Committee.

The Transition Board monitored the risks associated with the transition and these were reported to each of the PCT Cluster Board meetings during the year, with a final report being presented to the last Board meeting in March 2013.

The Audit Committee approved a series of reports, including the financial transition arrangements for the accounts and the transfer of outstanding audit weaknesses and recommendations. The plan for the financial accounts was based on the letter setting out roles for financial closedown of PCTs (Gateway ref 18561) and arrangements were assessed as green. The financial services teams of the Greater Eastern Commissioning Support Unit have been utilised to close down the accounts as the majority of the staff relating to financial services have transferred from the PCTs into the CSU.

The Audit subcommittee of the DH has been established to meet on the 3rd June 2013 to sign off the accounts and discharge the statutory responsibilities of the PCT, checking for any irregularities and ensuring that all reporting is legally compliant.

Accountable Officer : Andrew Pike
Organisation: North East Essex PCT
Signature:
Date:

¹The Board refers to the North Essex Cluster Board which is the statutory board for each of the constituent PCTs in the Cluster of North East Essex PCT, Mid Essex PCT and West Essex PCT with a single Chair and single set of Directors and Non Executive Directors.



Department
of Health



North East Essex Primary Care Trust

2012-13 Accounts

You may re-use the text of this document (not including logos) free of charge in any format or medium, under the terms of the Open Government Licence. To view this licence, visit www.nationalarchives.gov.uk/doc/open-government-licence/

© Crown copyright

Published to gov.uk, in PDF format only.

www.gov.uk/dh

North East Essex Primary Care Trust

2012-13 Accounts

2012-13 Annual Accounts of North East Essex Primary Care Trust

STATEMENT OF THE RESPONSIBILITIES OF THE SIGNING OFFICER OF THE PRIMARY CARE TRUST

The Department of Health's Accounting Officer designates the Signing Officer of the accounts of PCTs in England, an officer of the Department of Health, to discharge the following responsibilities for the Department, to ensure that for the year ended 31 March 2013:

- there were effective management systems in place to safeguard public funds and assets and assist in the implementation of corporate governance;
- value for money was achieved from the resources available to the primary care trust;
- the expenditure and income of the primary care trust had been applied to the purposes intended by Parliament and conform to the authorities which govern them;
- effective and sound financial management systems were in place; and
- annual statutory accounts are prepared in a format directed by the Secretary of State with the approval of the Treasury to give a true and fair view of the state of affairs as at the end of the financial year and the net operating cost, recognised gains and losses and cash flows for the year.

To the best of my knowledge and belief, I have properly discharged the above responsibilities, as designated Signing Officer and through experience in my role as Accountable Officer until 31 March 2013.



Andrew Pike
Essex Area Director

4th June 2013

2012-13 Annual Accounts of North East Essex Primary Care Trust

STATEMENT OF RESPONSIBILITIES IN RESPECT OF THE ACCOUNTS

Primary Care Trusts as NHS bodies are required under the National Health Service Act 2006 to prepare accounts for each financial year. The Secretary of State, with the approval of the Treasury, directs that these accounts give a true and fair view of the state of affairs of the primary care trust and the net operating cost, recognised gains and losses and cash flows for the year. From 1 April 2013 responsibility for finalising the accounts falls to the Secretary of State. Formal accountability lies with the Department of Health's Accounting Officer, and her letter of 28 March 2013 designated the Signing Officer and Finance Signing Officer, to discharge the following responsibilities for the Department in preparing the accounts:

- apply on a consistent basis accounting policies laid down by the Secretary of State with the approval of the Treasury;
- make judgements and estimates which are reasonable and prudent;
- state whether applicable accounting standards have been followed, subject to any material departures disclosed and explained in the accounts.
- ensure that the PCT kept proper accounting records which disclosed with reasonable accuracy at any time the financial position of the primary care trust and to enable them to ensure that the accounts comply with requirements outlined in the above mentioned direction of the Secretary of State.
- have taken reasonable steps for the prevention and detection of fraud and other irregularities.

The Signing Officer and the Finance Signing Officer confirm to the best of their knowledge and belief, they have complied with the above requirements in preparing the accounts.

By order of the Permanent Secretary.



Dawn Scrafield
Director of Finance



Andrew Pike
Essex Area Director

4th June 2013

4th June 2013

Year ended 31 March 2013

INDEPENDENT AUDITORS' REPORT TO THE ACCOUNTABLE OFFICER FOR NORTH EAST ESSEX PRIMARY CARE TRUST

We have audited the financial statements of North East Essex Primary Care Trust for the year ended 31 March 2013 under the Audit Commission Act 1998. The financial statements comprise the Statement of Comprehensive Net Expenditure, the Statement of Financial Position, the Statement of Changes in Taxpayers' Equity, the Statement of Cash Flows and the related notes 1 to 41.2. The financial reporting framework that has been applied in their preparation is applicable law and the accounting policies directed by the Secretary of State with the consent of the Treasury as relevant to the National Health Service in England.

We have also audited the information in the Remuneration Report that is subject to audit, being:

- the table of salaries and allowances of senior managers and related narrative notes in Appendix B of the Annual Report
- the table of pension benefits of senior managers and related narrative notes in Appendix B of the Annual Report; and
- the table of pay multiples and related narrative notes in Appendix B of the Annual Report.

This report is made solely to the Accountable Officer for North East Essex Primary Care Trust in accordance with Part II of the Audit Commission Act 1998 and for no other purpose, as set out in paragraph 45 of the Statement of Responsibilities of Auditors and Audited Bodies published by the Audit Commission in March 2010. To the fullest extent permitted by law, we do not accept or assume responsibility to anyone other than the Accountable Officer, for our audit work, for this report, or for the opinions we have formed.

Respective responsibilities of the Signing Officer and Finance Signing Officer, and auditors

As explained more fully in the Statement of Responsibilities in respect of the accounts, the Signing Officer and Finance Signing Officer are responsible for overseeing the preparation of the financial statements and for being satisfied that they give a true and fair view. Our responsibility is to audit and express an opinion on the financial statements in accordance with applicable law and International Standards on Auditing (UK and Ireland). Those standards also require us to comply with the Auditing Practices Board's Ethical Standards for Auditors.

Scope of the audit of the financial statements

An audit involves obtaining evidence about the amounts and disclosures in the financial statements sufficient to give reasonable assurance that the financial statements are free from material misstatement, whether caused by fraud or error. This includes an assessment of:

- whether the accounting policies are appropriate to the Trust's circumstances and have been consistently applied and adequately disclosed;
- the reasonableness of significant accounting estimates made by the Trust; and
- the overall presentation of the financial statements.

In addition, we read all the financial and non-financial information in the annual report to identify material inconsistencies with the audited financial statements. If we become aware of any apparent material misstatements or inconsistencies we consider the implications for our report.

In addition, we are required to obtain evidence sufficient to give reasonable assurance that the expenditure and income reported in the financial statements have been applied to the purposes intended by Parliament and the financial transactions conform to the authorities which govern them.

Opinion on regularity

In our opinion, in all material respects the expenditure and income have been applied to the purposes intended by Parliament and the financial transactions conform to the authorities which govern them.

Opinion on financial statements

In our opinion the financial statements:

- give a true and fair view of the financial position of North East Essex Primary Care Trust as at 31 March 2013 and of its net operating costs for the year then ended; and
- have been prepared properly in accordance with the accounting policies directed by the Secretary of State with the consent of the Treasury as relevant to the National Health Service in England.

Opinion on other matters

In our opinion:

- the part of the Remuneration Report subject to audit has been prepared properly in accordance with the requirements directed by the Secretary of State with the consent of the Treasury as relevant to the National Health Service in England; and
- the information given in the annual report for the financial year for which the financial statements are prepared is consistent with the financial statements.

Matters on which we report by exception

We report to you if:

- in our opinion the governance statement does not reflect compliance with the Department of Health's Guidance;
- we refer the matter to the Secretary of State under section 19 of the Audit Commission Act 1998 because we have reason to believe that the Trust, or an officer of the Trust, is about to make, or has made, a decision involving unlawful expenditure, or is about to take, or has taken, unlawful action likely to cause a loss or deficiency; or
- we issue a report in the public interest under section 8 of the Audit Commission Act 1998

We have nothing to report in these respects

Conclusion on the PCT's arrangements for securing economy, efficiency and effectiveness in the use of resources

We are required under Section 5 of the Audit Commission Act 1998 to satisfy ourselves that the Trust has made proper arrangements for securing economy, efficiency and effectiveness in its use of resources. The Code of Audit Practice issued by the Audit Commission requires us to report any matters that prevent us being satisfied that the audited body has put in place such arrangements.

We have undertaken our audit in accordance with the Code of Audit Practice, having regard to the guidance issued by the Audit Commission in November 2012. We have considered the results of the following:

- our review of the Governance Statement; and
- the work of other relevant regulatory bodies or inspectorates, to the extent that the results of this work impact on our responsibilities at the Trust.

As a result, we have concluded that there are no matters to report.

Certificate

We certify that we have completed the audit of the accounts of North East Essex Primary Care Trust in accordance with the requirements of the Audit Commission Act 1998 and the Code of Audit Practice issued by the Audit Commission.



Debbie Hanson
for and on behalf of Ernst & Young LLP
Luton
6 June

Name of Organisation North East Essex PCT

Organisation Code 5PW

Annual Governance Statement

1. Scope of Responsibility

As Accountable Officer and Chief Executive of the NHS North Essex Board¹ from 1 October 2012 I had responsibility for maintaining a sound system of internal control that supports the achievement of the organisation's policies, aims and objectives. I also had responsibility for safeguarding the public funds and the organisation's assets for which I was personally responsible as set out in the Accountable Officer Memorandum. Prior to 1 October 2012 Sheila Bremner was the Accountable Officer and Chief Executive of the NHS North Essex Board and held these responsibilities from 1 April 2012 to 30 September 2012.

Accountability arrangements had been enshrined in the PCT's management structure through a Scheme of Delegation covering both corporate and clinical areas. In addition to the Scheme of Delegation and the Accountability Framework, the Board, Audit Committee and the shadow Clinical Commissioning Group Board with the senior management provided support to enable me to discharge my responsibilities as Accountable Officer.

The system of internal control is designed to manage risk to a reasonable level rather than to eliminate all risk of failure to achieve policies, aims and objectives; it can therefore only provide reasonable and not absolute assurance of effectiveness. The system of internal control is based on an on-going process designed to:-

- identify and prioritise the risks to the achievement of the organisation's policies, aims and objectives
- evaluate the likelihood of those risks being realised, the impact should they be realised and to manage them efficiently, effectively and economically

The system of internal control set out in this governance statement was in place in North East Essex PCT for the year ended 31 March 2013.

2. The Governance Framework of the Organisation

Governance Framework Context

The NHS North Essex Cluster Board was the statutory board for each of the constituent PCTs of NHS Mid Essex, NHS North East Essex and NHS West Essex. It had a single Chair and a single set of Non-Executive and Executive Directors across the Cluster. The Board met on a bi-monthly basis rotating meetings between the three PCT locations. The Standing Orders, Standing Financial Instructions and Scheme of Delegation were the same for each PCT.

In light of the organisational changes arising from the Health and Social Care Act 2012, the Board has ensured a strong focus on the management of this transition whilst continuing to assure itself of the performance of the whole Cluster in delivering its financial and other objectives.

The new organisations, including NHS England, Essex Area Team of the NHS England and the new North East Essex Clinical Commissioning Group (the CCG), operated in shadow form until their formal establishment on the 1st April 2013.

The Board approved in March 2012 the dual running of the old and the new governance system to enable all parts of the new system to become established and to test effectiveness

of arrangements that successor/future organisations had put in place. This also gave the performance teams time to test and refine the new reporting regimes. Overall accountability remained with the NHS North Essex Board.

Key components of the transitional governance systems were:-

- an accountability framework setting out the principles for the transition governance model and the structural accountability framework with committees reporting to the Board
- a revised Corporate Governance Manual was approved reflecting the change in governance arrangements and confirming the Scheme of Delegation in place
- a CCG accountability framework setting out the committee structure for the shadow CCG Board including conflict of interest arrangements
- a Memorandum of Understanding approved in May 2012, between the Board and each CCG describing the relationship between the CCG and the Board during the transition period until the CCG became a statutory body and the role of the PCT ceased. This included the Accountability Framework for targets and standards.

The NHS North Essex Cluster Chief Executive remained the Accountable Officer during the transition.

3. Board Committee Structure

The Cluster Board met 7 times during 2012-2013 and membership changed on 1 October 2012 following the appointment of the NHS England Area Team Prospective Directors for Essex, who also became the NHS North Essex and NHS South Essex Cluster Director leads. The Chair and 3 of the Non Executive Directors (NEDs) resigned during the year and were not replaced.

Notice of attendance at Board meetings was published on the NHS North Essex website. The Board received regular reports on performance, finance, clinical quality, patient experience, transitional planning and delivery, service commissioning, audit and risk management. These reports gave the Board assurance that they were discharging their responsibilities in managing the key elements of internal control, such as corporate governance, clinical governance and risk management as well as transition.

Until November 2012, the following committees were those that supported the Board in carrying out its function:

- a shadow CCG Board which included a NED from the Board. A supporting committee structure included a CCG Quality, Finance and Performance Committee thus negating the need for the Board to continue with a Quality and Delivery committee
- a CCG Performance Committee to provide oversight and scrutiny of the CCG and which held the CCG to account. This was chaired by a NED with NEDs and PCT executive directors as members
- a public health and future NCB performance committee, again chaired by a NED and with NED and PCT Executive Directors as members to provide oversight, scrutiny and to hold the public health and commissioning leads of the future NCB commissioned services to account
- a Commissioning Support Committee which provided oversight of the development of commissioning support and included a NED and PCT Executive Directors as members
- a PCT Executive Committee for all executive matters which were not within the CCG's remit and which only consisted of the PCT executive members
- a PCT Transition Committee with PCT executive and CCG leads

- a combined Remuneration and Terms of Service Committee with a separate agenda for the PCT/CCG locality and with membership attendance from the CCGs. This Committee was chaired by a NED and made up of NEDs
- Cluster Audit Committee which was chaired by a Board NED with separate agenda items for the PCT/CCG locality and with membership attendance from each of the CCGs. During the course of 2012/13 the designated CCG Audit Committee chair attended in preparation for when the CCG Audit Committee was established.

There were changes to the committee structure as approved by the Board in November 2012 as follows:-

- a combined Performance Committee was established in place of the previous NCB/Public Health performance Committee and CCG Performance Committee
- A new Essex Transition Board was also formed to replace the North Essex Cluster Transition Committee and the South Essex Cluster Transition Committee. This reported to both the South and the North Essex Cluster Boards
- a new Finance and Performance Committee was established which met up to and including January and which was then dissolved
- a Commissioning Support Unit (CSU) Committee was established as the governing body for the CSU
- The Executive Committee was replaced with a Corporate Management Team meeting which was not a committee of the Board.

The Audit Committee met 7 times during 2012-2013, was properly constituted and addressed key internal control issues by monitoring the work of internal and external audit functions, counter fraud and financial management. Minutes and reports from these meetings were received by the Board. The Audit Committee was a joint Audit Committee for the Cluster reviewing both cluster wide and separate PCT agenda items. The terms of reference included reviewing the annual financial statements before submission to the Board. Delegated authority for the Audit Committee to approve the Annual Report and Annual Accounts had been obtained from the Board and these will be reviewed and signed off by a joint Audit Committee for the North and South Essex PCT Clusters in June 2013.

4. Board Performance and Assessment of its Own Effectiveness

The Board's assessment of its performance has been informed by:-

- The Annual Accountability Review letter from the SHA in 2012/2013 on the outcome of the 2011/12 Annual Accountability Review. In addition to confirming the outcome of performance for 2011/12, it confirmed the following as key issues to focus on in 2012/13:-

| NHS North Essex | Concern | Improvements required |
|---|---|--|
| HCAI (Healthcare Associated Infections) | The PCT Cluster, Colchester Hospital University Foundation Trust (CHUFT) and Princess Alexandra Hospital (PAH) breached their ceilings for <i>C.difficile</i> in 2011/12. | Improvements are necessary such that monthly <i>C. difficile</i> performance for the commissioner and both providers is below ceiling. This should be sustained for a minimum of three consecutive months to demonstrate real improvements have been embedded. |

| | | |
|----------------------|--|--|
| 18 weeks performance | The PCT and all three providers have reported periods of underperformance against both admitted and non-admitted standards in 2011/12, at both aggregated and specialty level. | Performance across the Cluster is to be improved such that all required 18 week metrics are met on a monthly basis. Referral to Treatment performance should be delivered consistently on a specialty level basis from Quarter 2. Performance at all providers to be above 95% YTD on a consistent basis with evidence of sustainability during periods of peak demand. A reduction in ambulance handover times at MEHT during 2012/13 including during the winter period. |
| A&E | PAH failed to deliver the A&E standard for the full year and recovery of performance has been slow. Mid Essex Hospitals Trust (MEHT) also failed to deliver the standard in Q1 2011/12. Ambulance handover times at MEHT have also been an issue during 2011/12 with long waits regularly reported during the winter period. | |

The outcome positions for 2012/13 on the above improvement requirements were:-

- HCAI - the PCT and CHUFT breached their ceilings for C.difficile.
- 18 weeks performance - the PCT and CHUFT met the aggregate standards for admitted and non-admitted. Compliance from Quarter 2 at specialty level was met by CHUFT.
- A&E - CHUFT failed to deliver the A&E standard in Quarter 4 in 2012/13. Ambulance handover times remained an issue.

| |
|---|
| 5. Highlights of Board Committee reports, notably by the Audit Committee |
|---|

5.1. Board Committee reports

Board Committee reports were provided in Part 1 of the meeting, which was open to the public and were published on the website with Part 2 of the meeting reserved for matters that were confidential to members of the Board.

During the year the Board continued to monitor the financial position of the PCT, the PCT's performance against key performance indicators, key risks facing the organisation and progress against the transition plan, including the preparation of a handover document for the North Essex cluster to the NHS England Area Team, the CCG and Essex County Council. This handover document was finalised in March 2013 and is complemented by the Quality handover document and the Public Health handover document. The Board approved a schedule of properties and assets that were to be transferred.

5.2. Audit Committee highlights

The Audit Committee carried out its functions in accordance with its Terms of Reference. It discussed external audit reviews on e.g. demand management and Payment by Results assurance programme, followed up on internal audit recommendations and approved the internal audit programme, reviewed specific policies such as the Hospital and Interest Policy, discussed the Local Counter Fraud Reports, reviewed the Assurance Frameworks for the Cluster and the CCG for the strategic objectives, regularly received the risk register reports, sought assurance in relation to the transition programme and handover arrangements and

received the development of the Schemes of Delegation for the new CCG in readiness for the 1st April 2013.

6. Account of Corporate Governance

The Board had a Corporate Governance Manual which was accessible to all staff.

The Board had a system for the Declaration of Interests and there have been no reported departures of its compliance with the Corporate Governance Code.

Statutory and Board lead roles had been in place as follows:-

- **Chair of the North Essex Cluster Board**
Chris Paveley (to end December 2012)
- **Vice Chair of the North Essex Cluster Board**
Stephen King
- **Interim Chair of the North Essex Cluster Board**
Pam Donnelly (from January 2013)
- **Accountable Officer**
Sheila Bremner – Chief Executive Officer – (up to October 2012) thereafter Andrew Pike
- **Accounting Officer**
Adrian Marr – Director of Resources (up to October 2012) thereafter Dawn Scrafield – Director of Finance, Performance and Operations/Deputy Chief Executive Officer
- **Cluster Audit Committee Chair**
Jerry Wedge - Non Executive Director
- **Public Health Board Lead**
Dr. Mike Gogarty or Alison Cowie Director of Public Health
- **Caldicott Guardian**
Donald McGeachy, Medical Director
- **Senior Information Responsible Officer**
Sarah Jane Relf, Director of Transition and Governance (up to October 2012) with Margaret Hathaway – Director of Commercial Services from October to end March 2013
- **NHS Constitution Champion**
Pam Donnelly – Non Executive Director and Interim Chair from January 2013
- **Director of Infection Prevention and Control**
Denise Hagel, Interim Director of Nursing (up to October 2012) and from then on, Pol Toner – Director of Nursing
- **Security Management Board Lead**
Adrian Marr – Director of Resources (up to October 2012) and from then on, Dawn Scrafield – Director of Finance, Performance and Operations
- **Non-Executive Director for Promotion of Security Management Measures**
Chris Paveley – Chairman (up to 31st December 2012) and from then on Pamela Donnelly, Interim Chair.

- **Equality and Diversity Lead**
Sarah Jane Relf – Director of Transition and Governance (up to October 2012) and from then on Dawn Scrafield – Director of Finance, Performance and Operations/Deputy Chief Executive.
- **Equality and Diversity Champion**
Qadir Bakhsh – Non-Executive Director (up to end November 2012)
- **Dignity Champion**
Sarah Jane Relf – Director of Transition and Governance (up to October 2012) and from then on Pol Toner – Director of Nursing.
- **Non-Executive Contact - Whistle Blowing**
Alan Hubbard – Non-Executive
- **Deprivation of Liberty (DoLs)**
Shoena Siewesten – Assistant Director of Safeguarding Adults – West Essex CCG
Donald McGeachy – Medical Director – back up to the above
Carol Anderson – Director of Nursing – Mid Essex CCG – back up to the above.

Accounts Process

As part of its review of the PCT's transition governance arrangements, the Audit Committee agreed the financial transition arrangements for the preparation and approval of the 2012/13 accounts and the transfer of outstanding audit recommendations. The plan for the financial accounts was based on the letter setting out roles for financial closedown of PCTs (Gateway ref 18561) and arrangements were assessed as green. The financial services of the Central Eastern Commissioning Support Unit have been utilised to close down the accounts as the majority of PCT financial services staff have transferred into the CSU.

A sub-committee of the Department of Health's Audit Committee has been established to meet on 3 June 2013 to sign off the accounts and discharge the statutory responsibilities of the PCT, checking for any irregularities and ensuring that all reporting is legally compliant.

The PCT operated within the Corporate Governance Manual and there were no known departures from the Corporate Governance Code.

Reports from Internal and External Audit provide the outcomes of the reviews and the Internal Audit Governance report has confirmed that there were no irregularities and that the PCT were legally compliant.

7. Risk Assessment

The PCT has a risk assessment framework for carrying out risk assessments within the organisation. Guidance includes policy, procedures and tools which lay out how to undertake risk assessment and the control measures that can be introduced to manage those risks. This extends to information asset risk assessment and guidance which forms part of the information governance and risk assessment process.

Responsibility for identification of risks and completion of risk assessments rested with all staff thereby encouraging ownership and action.

The Assurance Framework identified the strategic risks, risk rating and the risk owner. Strategic Objectives for 2012/13 were agreed by the PCT in March 2012, from which the Assurance Framework was developed.

A Corporate Risk Register was in place to help ensure that risks to the achievement of organisational objectives were identified and to allow for the identification of any gaps or

weaknesses in the system of internal control. The risks were rated and had an assigned owner responsible for the management of that risk.

Up to October 2012, all risks were reported to the Executive Committee (thereafter the Corporate Management Team) each quarter with red risks being reviewed and reported to the Executive Committee monthly and to the Board bi-monthly. The Audit Committee received a red risk report at each meeting.

8. Risk Profile

Close Down Plan

In October 2012 the PCT received checklist guidance from the Department of Health on the Handover and Close Down programme to manage the abolition of SHAs and PCTs by the 31st March 2013. A close down plan was developed across Essex and this was approved by the Board in November 2012.

The close down plan was monitored by the Transition Board. The last meeting was held on the 7th March 2013 with a resultant report provided to the last Board meeting in which was noted the following red risk:-

- PALS signposting - assurance that a service will be up and running by the 1st April

The remaining cluster red risks at the end of the year were recorded as:-

- Delivery of quality of service
- Either people and/or functions do not safely transition thereby affecting staff and/or continuity of service provision

The high risks for the CCG are:-

- Colchester Hospital has an above control limit for SMMI and therefore has been identified as one of the hospitals to receive an intensive support visit from Sir Bruce Keogh.
- there are a number of quality issues within care and nursing homes
- financial risk around retrospective CHC claims
- CQC concerns with a number of providers

9. Summary of Lapses of Data Security Including Any that Were Reported to the Information Commissioner

Information governance ensures necessary safeguards for, and appropriate use of, patient and personal information. We reported 1 serious untoward incident relating to information governance at NHS North East Essex

Despite all the work we do, there were incidents involving data loss and confidentiality breaches. The breaches, which have been reported to NHS Midlands and East as serious untoward incidents during 2012/13 are listed below.

| Date of incident (month) | Nature of incident | Nature of data involved | Number of people potentially affected | Notification steps |
|--------------------------|---|---|---------------------------------------|--|
| August 2012 | Consultation feedback including personal details was included in meeting papers and circulated to members of CCG Board and the public in hard copy and electronically | Name, some postal addresses and email addresses | 21 | SHA, ICO and Participants Notified. Processes changed |

Summary of other personal data related incidents in 2012/13

| Category | Nature of incident | Total |
|----------|--|-------|
| I | Loss of inadequately protected electronic equipment, devices or paper documents from secured NHS premises. | 0 |
| II | Loss of inadequately protected electronic equipment, devices or paper documents from outside secured NHS premises. | 0 |
| III | Insecure disposal of inadequately protected electronic equipment, devices or paper documents. | 0 |
| IV | Unauthorised disclosure | 1 |
| V | Other | 0 |

10. The Risk and Control Framework

The North Essex Cluster's risk and control framework described the structure and accountabilities for risk management and it defined the method used for quantifying, reporting and monitoring risk. It enabled the systematic identification, assessment, treatment and monitoring of risks. It minimised the possibility of recurrence of risks and their associated consequences. Risk management was incorporated into the Cluster's strategic aims and objectives and was embedded in the culture. Risks were entered onto the risk register, an assessed risk rating was provided using a standardised risk assessment matrix and each risk had a risk owner. The Corporate Management Team determined the red risks that were to be highlighted to the Board.

The PCT had responsibility for reporting and ensuring appropriate investigation of and monitoring of any Serious Incidents (SIs) that were reported by its primary (including independent contractor), acute, community (including children's) mental health services and learning disabilities providers. There was a robust process in place for this which encompasses the East of England SI Policy.

10.1 Prevention of risks

Examples of how the PCT prevents risks include:-

- the Code of Conduct for Managers affirms the responsibilities and accountabilities of the role of Managers

- Through guidance published by the National Quality Board all PCTs were charged with producing a Cluster Legacy Document. The Board approved a suite of handover documents including a general, quality and public health document to capture and safeguard the organisational knowledge and corporate memory for the PCT's successor organisations
- Through contracts which clearly state the responsibilities of contracted personnel with regard to risk limitation, identification and reporting. Managers ensured contractors were aware of local instructions and procedures concerning risk reporting and encouraged an open and proactive approach.

10.2 Deterrent to Risks Arising (e.g. fraud deterrents)

The Board had procedures in place that reduced the likelihood of fraud occurring. These included Standing Orders, Standing Financial Instructions, documented procedures and a system of internal control and risk assessment. In addition the Board promoted a risk and fraud awareness culture in the Cluster.

NHS Protect had established Local Counter Fraud Specialists (LCFS) for NHS Organisations. Both proactive and reactive work is carried out by the PCT's LCFS in accordance with the NHS Counter Fraud and Corruption Manual.

10.3 Management of Both Manifest and Potential risks.

The ways in which management of both manifest and potential risks take place were:-

- risk reports were provided to the CCG Board, Executive Committee (to October 2012) and thereafter to the Corporate Management Team, Board and Cluster Audit Committee and CCG risks were reported to the CCG's Audit Committee.
- a grip was maintained on performance, including quality, safety, delivery of QIPP and financial control while the changes for the new system took place. A transition plan provided a road map the on the identified key work streams and deliverables.
- A Transition Committee approved an Information Governance Transition Action Plan which provided a framework to identify key risks and mitigating actions to manage these risks during the transition.
- Good practice gained from risk resolution and incident management was disseminated through team and management briefings. The CCG's clinical quality team analysed incidents and risks in order to identify improvements and best practice using Root Cause Analysis.
- The Clinical Quality Review Group monitored contracts.
- The Assurance Framework helped to ensure that the Cluster was focusing on and tackling its strategic responsibilities by identifying the risks associated with the achievement of the PCT's strategic objectives. The CCG developed its own Assurance Framework during the year - on which reports were made to the CCG Board. The controls and assurances were detailed and mitigating actions to tackle risk were listed, along with the risk rating and risk owners and reported using the Board Assurance Framework.
- The principal systems and processes that were in place to ensure that certain key operational and risk activity areas had sufficient clinical perspective and control and the Director of Nursing had significant input to these functions. These included complaints, incident management, risk assessment, serious incident management and independent contractor performance investigations.

Other Risk Management Controls:-

- NHS Pension Scheme arrangements: as an employer with staff entitled to membership of the NHS Pension Scheme, control measures were in place to ensure all employer obligations contained within the Scheme regulations are complied with. This included ensuring that deductions from salary, employer's contributions and payments into the Scheme were in accordance with the Scheme rules, and that member Pension Scheme records were accurately updated in accordance with the timescales detailed in the Regulations.
- NHS Mid Essex was the host lead for the Cluster for emergency planning in Essex. The NHS England Area Team is now the lead for emergency planning in Essex through a MoU. The Area Team approved both the Incident Response and Incident Coordination Centre Plan. Regular reviews will be undertaken by the Operations and Delivery Directorate of the Area Team, training ensures a continual state of readiness to respond to any major incidents. The Essex Area Team has submitted its final assessment of readiness following an informal assessment by the regional NCB / SHA team.
- Absolute commitment was given by the Board for Equality and Diversity in respect of the services that were commissioned for the population of our local area and for our own staff. The Executive Board level lead for Equality and Diversity was the Director of Finance, Performance and Operations and there was a Non Executive Director who championed equality and diversity.

The Equality Delivery System review led by the Equality and Diversity Group enabled future priorities and actions to be identified and informed the four Equality Objectives which were formally approved, together with an implementation plan, by the Board in March 2012.

- Information Governance: at the end of March 2013 the North Essex Cluster submitted a self-assessment of the Department of Health Connecting for Health's Information Governance Toolkit. The Cluster overall score was 50%

12. Handover to New Organisations - Transition Board

During 2012/13 the PCT Cluster established a Transition Board to oversee the transition arrangements of implications of the White Paper. From October 2012 the Transition Board covered the whole of Essex and was chaired by the South Essex Chairman.

Final DH guidance was received regarding transition in October 2012 and at this point the Transition Board established a close down plan that reflected the requirements of the DH. The close down plan was established drawing upon the previous transition plans that had been developed and monitored in the earlier part of the financial year. The Transition Board was a formal subcommittee of each of the Cluster Boards and met monthly to oversee the delivery of the close down plan.

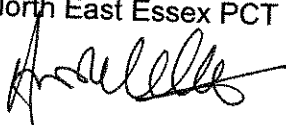
In addition to the close down plan the Transition Board ensured that appropriate processes were in place for finalising the Legacy Document and the Quality handover document. The subcommittee of the Board that scrutinised these documents was the Quality and Governance Committee.

The Transition Board monitored the risks associated with the transition and these were reported to each of the PCT Cluster Board meetings during the year, with a final report being presented to the last Board meeting in March 2013.

The Audit Committee approved a series of reports, including the financial transition

arrangements for the accounts and the transfer of outstanding audit weaknesses and recommendations. The plan for the financial accounts was based on the letter setting out roles for financial closedown of PCTs (Gateway ref 18561) and arrangements were assessed as green. The financial services teams of the Greater Eastern Commissioning Support Unit have been utilised to close down the accounts as the majority of the staff relating to financial services have transferred from the PCTs into the CSU.

The Audit subcommittee of the DH has been established to meet on the 3rd June 2013 to sign off the accounts and discharge the statutory responsibilities of the PCT, checking for any irregularities and ensuring that all reporting is legally compliant.

Accountable Officer: Andrew Pike
Organisation: North East Essex PCT
Signature: 
Date: 4 June 2013

¹The Board refers to the North Essex Cluster Board which is the statutory board for each of the constituent PCTs in the Cluster of North East Essex PCT, Mid Essex PCT and West Essex PCT with a single Chair and single set of Directors and Non Executive Directors.

**Statement of Comprehensive Net Expenditure for year ended
31 March 2013**

| | NOTE | 2012-13 £000 | 2011-12 £000 |
|--|------|-----------------|-----------------|
| Administration Costs and Programme Expenditure | | | |
| Gross employee benefits | 7.1 | 9,280 | 9,160 |
| Other costs | 5.1 | 582,985 | 564,208 |
| Income | 4 | (36,414) | (32,789) |
| Net operating costs before interest | | 555,851 | 540,579 |
| Investment income | 9 | (54) | (55) |
| Other (Gains)/Losses | 10 | 2 | (2) |
| Finance costs | 11 | 2,787 | 2,679 |
| Net operating costs for the financial year | | 558,586 | 543,201 |
| Transfers by absorption -(gains) | | 0 | |
| Transfers by absorption - losses | | 0 | |
| Net (gain)/loss on transfers by absorption | | 0 | |
| Net Operating Costs for the Financial Year including absorption transfers | | 558,586 | 543,201 |
| Of which: | | | |
| Administration Costs | | | |
| Gross employee benefits | 7.1 | 7,598 | 8,556 |
| Other costs | 5.1 | 5,232 | 10,890 |
| Income | 4 | (748) | (6,817) |
| Net administration costs before interest | | 12,082 | 12,629 |
| Investment income | 9 | 0 | 0 |
| Other (Gains)/Losses | 10 | 0 | (2) |
| Finance costs | 11 | 404 | 258 |
| Net administration costs for the financial year | | 12,486 | 12,885 |
| Programme Expenditure | | | |
| Gross employee benefits | 7.1 | 1,682 | 604 |
| Other costs | 5.1 | 577,753 | 553,318 |
| Income | 4 | (35,666) | (25,972) |
| Net programme expenditure before interest | | 543,769 | 527,950 |
| Investment income | 9 | (54) | (55) |
| Other (Gains)/Losses | 10 | 2 | 0 |
| Finance costs | 11 | 2,383 | 2,421 |
| Net programme expenditure for the financial year | | 546,100 | 530,316 |
| Other Comprehensive Net Expenditure | | | |
| | | 2012-13 £000 | 2011-12 £000 |
| Impairments and reversals put to the Revaluation Reserve | | 342 | 850 |
| Net (gain) on revaluation of property, plant & equipment | | (834) | (239) |
| Net (gain) on revaluation of intangibles | | 0 | 0 |
| Net (gain) on revaluation of financial assets | | 0 | 0 |
| Net (gain)/loss on other reserves | | 0 | 0 |
| Net (gain)/loss on available for sale financial assets | | 0 | 0 |
| Net (gain) /loss on Assets Held for Sale | | 0 | |
| Release of Reserves to Statement of Comprehensive Net Expenditure | | 0 | |
| Net actuarial (gain)/loss on pension schemes | | 0 | 0 |
| Reclassification Adjustments | | | |
| Reclassification adjustment on disposal of available for sale financial assets | | 0 | 0 |
| Total comprehensive net expenditure for the year* | | 558,094 | 543,812 |

*This is the sum of the rows above plus net operating costs for the financial year after absorption accounting adjustments.
The notes 1 to 41 form part of this account.

**Statement of Financial Position at
31 March 2013**

| | | 31 March 2013 | 31 March 2012 |
|--|-------|-----------------|-----------------|
| | NOTE | £000 | £000 |
| Non-current assets: | | | |
| Property, plant and equipment | 12 | 61,353 | 64,193 |
| Intangible assets | 13 | 0 | 5 |
| investment property | 15 | 0 | 0 |
| Other financial assets | 21 | 393 | 397 |
| Trade and other receivables | 19 | 0 | 0 |
| Total non-current assets | | <u>61,746</u> | <u>64,595</u> |
| Current assets: | | | |
| Inventories | 18 | 0 | 0 |
| Trade and other receivables | 19 | 9,697 | 15,630 |
| Other financial assets | 36 | 0 | 0 |
| Other current assets | 22 | 0 | 0 |
| Cash and cash equivalents | 23 | 7,008 | 14 |
| Total current assets | | <u>16,705</u> | <u>15,644</u> |
| Non-current assets held for sale | 24 | 1,428 | 573 |
| Total current assets | | <u>18,133</u> | <u>16,217</u> |
| Total assets | | <u>79,879</u> | <u>80,812</u> |
| Current liabilities | | | |
| Trade and other payables | 25 | (28,045) | (28,912) |
| Other liabilities | 26,28 | 0 | 0 |
| Provisions | 32 | (3,407) | (1,708) |
| Borrowings | 27 | (923) | (868) |
| Other financial liabilities | 36.2 | 0 | 0 |
| Total current liabilities | | <u>(32,375)</u> | <u>(31,488)</u> |
| Non-current assets plus/less net current assets/liabilities | | <u>47,504</u> | <u>49,324</u> |
| Non-current liabilities | | | |
| Trade and other payables | 25 | 0 | 0 |
| Other Liabilities | 28 | 0 | 0 |
| Provisions | 32 | (6,254) | (3,429) |
| Borrowings | 27 | (33,403) | (34,334) |
| Other financial liabilities | 36.2 | 0 | 0 |
| Total non-current liabilities | | <u>(39,657)</u> | <u>(37,763)</u> |
| Total Assets Employed: | | <u>7,847</u> | <u>11,561</u> |
| Financed by taxpayers' equity: | | | |
| General fund | | 3,012 | 7,043 |
| Revaluation reserve | | 4,835 | 4,518 |
| Other reserves | | 0 | 0 |
| Total taxpayers' equity: | | <u>7,847</u> | <u>11,561</u> |

The notes 1 to 41 form part of this account.

The financial statements on pages 1 to 4 were approved by the Audit Committee on 3rd June 2013 and signed on its behalf by

Essex Area Director

Date:



4 / 6 / 13

**Statement of Changes In Taxpayers Equity for the year ended
31 March 2013**

| | General fund | Revaluation reserve | Other reserves | Total reserves |
|--|------------------|------------------------|-------------------|-------------------|
| | £000 | £000 | £000 | £000 |
| Balance at 1 April 2012 | 7,043 | 4,518 | 0 | 11,561 |
| Changes in taxpayers' equity for 2012-13 | | | | |
| Net operating cost for the year | (558,586) | | | (558,586) |
| Net gain on revaluation of property, plant, equipment | | 834 | | 834 |
| Net gain on revaluation of intangible assets | | 0 | | 0 |
| Net gain on revaluation of financial assets | | 0 | | 0 |
| Net gain on revaluation of assets held for sale | | 0 | | 0 |
| Impairments and reversals | | (342) | | (342) |
| Movements in other reserves | | | 0 | 0 |
| Transfers between reserves* | 175 | (175) | | 0 |
| Release of Reserves to SOCNE | | 0 | | 0 |
| Reclassification Adjustments | | | | |
| Transfers between Revaluation Reserve & General Fund in respect of assets transferred under absorption | 0 | 0 | | 0 |
| Net actuarial gain/(loss) on pensions | 0 | | 0 | 0 |
| Total recognised income and expense for 2012-13 | (558,411) | 317 | 0 | (558,094) |
| Net Parliamentary funding | 554,380 | | | 554,380 |
| Balance at 31 March 2013 | 3,012 | 4,835 | 0 | 7,847 |
| | | | | |
| Balance at 1 April 2011 | 5217 | 5243 | 0 | 10,460 |
| Changes in taxpayers' equity for 2011-12 | | | | |
| Net operating cost for the year | (543,201) | | | (543,201) |
| Net Gain / (loss) on Revaluation of Property, Plant and Equipment | | 239 | | 239 |
| Net Gain / (loss) on Revaluation of Intangible Assets | | 0 | | 0 |
| Net Gain / (loss) on Revaluation of Financial Assets | | 0 | | 0 |
| Net Gain / (loss) on Assets Held for Sale | | 0 | | 0 |
| Impairments and Reversals | | (850) | | (850) |
| Movements in other reserves | | | 0 | 0 |
| Transfers between reserves* | 114 | (114) | | 0 |
| Release of Reserves to Statement of Comprehensive Net Expenditure | | 0 | | 0 |
| Reclassification Adjustments | | | | |
| Transfers to/(from) Other Bodies within the Resource Account Boundary | 0 | 0 | 0 | 0 |
| On disposal of available for sale financial assets | 0 | 0 | 0 | 0 |
| Net actuarial gain/(loss) on pensions | 0 | | 0 | 0 |
| Total recognised income and expense for 2011-12 | (543,087) | (725) | 0 | (543,812) |
| Net Parliamentary funding | 544,913 | | | 544,913 |
| Balance at 31 March 2012 | 7,043 | 4,518 | 0 | 11,561 |

**Statement of cash flows for the year ended
31 March 2013**

| | NOTE | 2012-13 £000 | 2011-12 £000 |
|---|------|------------------|------------------|
| Cash Flows from Operating Activities | | | |
| Net Operating Cost Before Interest | | (555,851) | (540,579) |
| Depreciation and Amortisation | | 1,965 | 2,156 |
| Impairments and Reversals | | 1,208 | (616) |
| Other Gains / (Losses) on foreign exchange | | 0 | 0 |
| Donated Assets received credited to revenue but non-cash | | 0 | 0 |
| Government Granted Assets received credited to revenue but non-cash | | 0 | 0 |
| Interest Paid | | (2,626) | (2,616) |
| Release of PFI/deferred credit | | 0 | 0 |
| (Increase)/Decrease in Inventories | | 0 | 0 |
| (Increase)/Decrease in Trade and Other Receivables | | 5,933 | (436) |
| (Increase)/Decrease in Other Current Assets | | 0 | 0 |
| Increase/(Decrease) in Trade and Other Payables | | (906) | (735) |
| (Increase)/Decrease in Other Current Liabilities | | 0 | 0 |
| Provisions Utilised | | (1,239) | (683) |
| Increase/(Decrease) in Provisions | | 5,601 | 1,562 |
| Net Cash Inflow/(Outflow) from Operating Activities | | (545,915) | (541,947) |
| Cash flows from investing activities | | | |
| Interest Received | | 54 | 55 |
| (Payments) for Property, Plant and Equipment | | (1,059) | (2,517) |
| (Payments) for Intangible Assets | | 0 | 0 |
| (Payments) for Other Financial Assets | | 0 | 0 |
| (Payments) for Financial Assets (LIFT) | | 0 | 0 |
| Proceeds of disposal of assets held for sale (PPE) | | 407 | 299 |
| Proceeds of disposal of assets held for sale (Intangible) | | 0 | 0 |
| Proceeds from Disposal of Other Financial Assets | | 0 | 0 |
| Proceeds from the disposal of Financial Assets (LIFT) | | 0 | 0 |
| Loans Made in Respect of LIFT | | 0 | 0 |
| Loans Repaid in Respect of LIFT | | 4 | 0 |
| Rental Revenue | | 0 | 0 |
| Net Cash Inflow/(Outflow) from Investing Activities | | (594) | (2,163) |
| Net cash inflow/(outflow) before financing | | (546,509) | (544,110) |
| Cash flows from financing activities | | | |
| Capital Element of Payments in Respect of Finance Leases and On-SoFP PFI and LIFT | | (877) | (815) |
| Net Parliamentary Funding | | 554,380 | 544,913 |
| Capital Receipts Surrendered | | 0 | 0 |
| Capital grants and other capital receipts | | 0 | 0 |
| Cash Transferred (to)/from Other NHS Bodies (free text note required) | | 0 | 0 |
| Net Cash Inflow/(Outflow) from Financing Activities | | 553,503 | 544,098 |
| Net increase/(decrease) in cash and cash equivalents | | 6,994 | (12) |
| Cash and Cash Equivalents (and Bank Overdraft) at Beginning of the Period | | 14 | 26 |
| Effect of Exchange Rate Changes in the Balance of Cash Held in Foreign Currencies | | 0 | 0 |
| Cash and Cash Equivalents (and Bank Overdraft) at year end | | 7,008 | 14 |

1. Accounting policies

The Secretary of State for Health has directed that the financial statements of PCTs shall meet the accounting requirements of the PCT Manual for Accounts, which shall be agreed with HM Treasury. Consequently, the following financial statements have been prepared in accordance with the 2012-13 PCTs Manual for Accounts issued by the Department of Health. The accounting policies contained in that manual follow International Financial Reporting Standards (IFRS) to the extent that they are meaningful and appropriate to the NHS, as determined by HM Treasury, which is advised by the Financial Reporting Advisory Board. Where the PCT Manual for Accounts permits a choice of accounting policy, the accounting policy which is judged to be most appropriate to the particular circumstances of the PCT for the purpose of giving a true and fair view has been selected. The particular policies adopted by the PCT are described below. They have been applied consistently in dealing with items considered material in relation to the accounts.

The PCT is within the Government Resource Accounting Boundary and therefore has only consolidated interests in other entities where the other entity is also within the resource accounting boundary and the PCT exercises in-year budgetary control over the other entity.

1.1 Accounting Conventions

These accounts have been prepared under the historical cost convention modified to account for the revaluation of property, plant and equipment, intangible assets, inventories and certain financial assets and financial liabilities

Critical accounting judgements and key sources of estimation uncertainty

In the application of the PCT's accounting policies, management is required to make judgements, estimates and assumptions about the carrying amounts of assets and liabilities that are not readily apparent from other sources. The estimates and associated assumptions are based on historical experience and other factors, that are considered to be relevant. Actual results may differ from those estimates. The estimates and underlying assumptions are continually reviewed. Revisions to accounting estimates are recognised in the period in which the estimate is revised if the revision affects only that period, or in the period of the revision and future periods if the revision affects both current and future periods.

Critical judgements in applying accounting policies

The following are the critical judgements, apart from those involving estimations (see below) that management has made in the process of applying the entity's accounting policies and that have the most significant effect on the amounts recognised in the financial statements.

As a consequence of the Health and Social Care Act 2012, North East Essex PCT was dissolved on 31 March 2013. Its functions have transferred to various new or existing public sector entities. The Secretary of State has directed that, where Parliamentary funding continues to be voted to permit the relevant services to be carried out elsewhere in the public sector, this is normally sufficient evidence of going concern. As a result, the Board of North East Essex PCT have prepared these Financial Statements on a going concern basis.

Key sources of estimation uncertainty

The following are the key assumptions concerning the future, and other key sources of estimation uncertainty at the Statement of Financial Position date, that have a significant risk of causing a material adjustment to the carrying amounts of assets and liabilities within the next financial year

Continuing Care Provision

Continuing healthcare claims provision - During 2012/13 a significant number of claims were received for retrospective Continuing Healthcare services from members of the public and agents acting on their behalf. The volume of claims is such that it will take a considerable period of time to complete the processing of these claims, reflecting the work involved to retrospectively assess each claims eligibility. In order to complete the accounts a thorough process has been undertaken to draw together the information that was available for each of the claims and make provision where there is sufficient information. The number of such claims received in North East Essex Cluster was 410.

A provision has been made based on claims where there is sufficient information available to enable a reasonable estimate of the PCT's obligation. The value of this provision is £2,748k and has been calculated on the basis of the value of the claims submitted multiplied by the success rate of previous claims and the % of days claimed that have been paid for claims settled during 2012/13. For claims that have currently been assessed as having only some evidence of medical need a further adjustment has been made to reduce the provision to 10% of the calculated figure to reflect the lower estimated liability for these cases. The key sources of estimation uncertainty within the calculated provision are therefore the assumed success rate and % of days claimed that are paid along with the assumed liability.

There are a number of individual claims where there is insufficient information available to enable the PCT to make a reasonable estimate of its likely liability and this brings about some uncertainty in the provision estimate. Until all the claims have been formally assessed and concluded on it is not possible to be certain that individual claims are not eligible. If those claims that have currently been assessed and classified as having only some evidence of medical need were found to have medical needs of the levels claimed the estimation uncertainty could be up to £7,048k. This estimation uncertainty is based on the value of the individual claims made, the estimated likely success rate and % of claimed days paid. There are 191 claims that have not been provided for as they have been classified as unlikely to succeed as there is no evidence of medical need or adequate information has not been provided to support the claim. These cannot be valued but it should be recognised that should any further information become available for these cases, this may result in a future liability that has not been provided for within the accounts.

Partially Completed Spells

Where information is not available, the PCT has made estimates of the value of liabilities in respect of activity in the final weeks of the financial year and the value of work in progress at major acute hospital providers at 31st March 2013.

Redundancy costs

The PCT has estimated redundancy and early retirement costs for staff affected by organisational change

1. Accounting policies (continued)

Land Building

Land and Building assets were fully valued by the District Valuer as at 31 March 2010 and have subsequently been indexed in line with the DV's recommendation using desk top valuations. The indexation factor applied in 12-13 averaged at approximately 1.6%

Where significant capital works have been undertaken on an asset since 2010, these assets have been individually revalued by the District Valuer.

The reported net book value of non-current assets at the Statement of Financial Position date is reported as £61.4m (2011-12 - £64.2m). Note 12 sets out gross and net book values and minimum and maximum asset lives for each category of asset.

Asset life assumptions are based upon standard assumptions for each category of non-current asset, except where the non-current asset relates to minor or building works on a leased building. In such cases, the shorter of the lease life or the standard asset life is used.

Equipment and furniture assets that are over three years old and where the future responsible organisation cannot be identified have been impaired.

No provisions have been reversed unused during 2012-13 unless advised by the expected recipient/internal review that they are no longer required.

1.2 Revenue and Funding

The main source of funding for the Primary Care Trust is allocations (Parliamentary Funding) from the Department of Health within an approved cash limit, which is credited to the General Fund of the Primary Care Trust. Parliamentary funding is recognised in the financial period in which the cash is received.

Miscellaneous revenue is income which relates directly to the operating activities of the Primary Care Trust. It principally comprises fees and charges for services provided on a full cost basis to external customers, as well as public repayment work. It includes both income appropriated-in-aid of the Vote and income to the Consolidated Fund which HM Treasury has agreed should be treated as operating income.

Revenue in respect of services provided is recognised when, and to the extent that, performance occurs, and is measured at the fair value of the consideration receivable.

Where revenue has been received for a specific activity to be delivered in the following financial year, that income will be deferred.

In 2012-13 the three PCTs in North Essex operated as a PCT cluster with a shared Executive Team and a shared Board. Income in respect of shared staff and pooled costs has been netted off gross expenditure to facilitate the consolidation of reporting for the PCT cluster.

1.3 Taxation

The PCT is not liable to pay corporation tax. Expenditure is shown net of recoverable VAT. Irrecoverable VAT is charged to the most appropriate expenditure heading or capitalised if it relates to an asset.

1.4 Administration and Programme Costs

Treasury has set performance targets in respect of non-frontline expenditure (administration expenditure). From 2011-12, PCTs therefore analyse and report revenue income and expenditure by "admin and programme" For PCTs, the Department has defined "admin and programme" in terms of running costs.

The broad definition of running costs includes any cost incurred that is not a direct payment for the provision of healthcare or healthcare related services.

Expense incurred under NHS transition redundancy programmes is however classed as "programme" under Treasury budgetary control arrangements and so is recorded as such in the financial statements.

1. Accounting policies (continued)

1.5 Property, Plant & Equipment

Recognition

Property, plant and equipment is capitalised if:

- it is held for use in delivering services or for administrative purposes;
- it is probable that future economic benefits will flow to, or service potential will be supplied to, the PCT;
- it is expected to be used for more than one financial year;
- the cost of the item can be measured reliably; and
- the item has cost of at least £5,000; or
- Collectively, a number of items have a cost of at least £5,000 and individually have a cost of more than £250, where the assets are functionally interdependent, they had broadly simultaneous purchase dates, are anticipated to have simultaneous disposal dates and are under single managerial control; or
- Items form part of the initial equipping and setting-up cost of a new building, ward or unit, irrespective of their individual or collective cost.

Where a large asset, for example a building, includes a number of components with significantly different asset lives, the components are treated as separate assets and depreciated over their own useful economic lives.

Valuation

All property, plant and equipment are measured initially at cost, representing the cost directly attributable to acquiring or constructing the asset and bringing it to the location and condition necessary for it to be capable of operating in the manner intended by management. All assets are measured subsequently at fair value.

A desktop valuation as at 31st March 2013 has been carried out for all Land and Buildings by Giles Awford MRICS from DVS. Land and buildings used for the PCT's services or for administrative purposes are stated in the statement of financial position at their revalued amounts, being the fair value at the date of revaluation less any subsequent accumulated depreciation and impairment losses. Revaluations are performed with sufficient regularity to ensure that carrying amounts are not materially different from those that would be determined at the end of the reporting period. Fair values are determined as follows:

- Land and non-specialised buildings – market value for existing use
- Specialised buildings – depreciated replacement cost

Until 31 March 2008, the depreciated replacement cost of specialised buildings has been estimated for an exact replacement of the asset in its present location. HM Treasury has adopted a standard approach to depreciated replacement cost valuations based on modern equivalent assets and, where it would meet the location requirements of the service being provided, an alternative site can be valued.

Properties in the course of construction for service or administration purposes are carried at cost, less any impairment loss. Cost includes professional fees but not borrowing costs, which are recognised as expenses immediately, as allowed by IAS 23 for assets held at fair value. Assets are revalued and depreciation commences when they are brought into use.

Until 31 March 2008, fixtures and equipment were carried at replacement cost, as assessed by indexation and depreciation of historic cost. From 1 April 2008 indexation has ceased. The carrying value of existing assets at that date will be written off over their remaining useful lives and new fixtures and equipment are carried at depreciated historic cost as this is not considered to be materially different from fair value.

An increase arising on revaluation is taken to the revaluation reserve except when it reverses an impairment for the same asset previously recognised in expenditure, in which case it is credited to expenditure to the extent of the decrease previously charged there. A revaluation decrease that does not result from a loss of economic value or service potential is recognised as an impairment charged to the revaluation reserve to the extent that there is a balance on the reserve for the asset and, thereafter, to expenditure. Impairment losses that arise from a clear consumption of economic benefit should be taken to expenditure. Gains and losses recognised in the revaluation reserve are reported as other comprehensive net expenditure in the Statement of Comprehensive Net Expenditure

Subsequent expenditure

Where subsequent expenditure enhances an asset beyond its original specification, the directly attributable cost is capitalised. Where subsequent expenditure restores the asset to its original specification, the expenditure is capitalised and any existing carrying value of the item replaced is written-out and charged to operating expenses.

1. Accounting policies (continued)

1.6 Intangible Assets

Recognition

Intangible assets are non-monetary assets without physical substance, which are capable of sale separately from the rest of the PCT's business or which arise from contractual or other legal rights. They are recognised only when it is probable that future economic benefits will flow to, or service potential be provided to, the PCT; where the cost of the asset can be measured reliably, and where the cost is at least £5,000.

Intangible assets acquired separately are initially recognised at fair value. Software that is integral to the operating of hardware, for example an operating system, is capitalised as part of the relevant item of property, plant and equipment. Software that is not integral to the operation of hardware, for example application software, is capitalised as an intangible asset. Expenditure on research is not capitalised: it is recognised as an operating expense in the period in which it is incurred.

The PCT does not have any internally generated intangible assets.

1.7 Depreciation, amortisation and impairments

Freehold land, properties under construction and assets held for sale are not depreciated.

Otherwise, depreciation and amortisation are charged to write off the costs or valuation of property, plant and equipment and intangible non-current assets, less any residual value, over their estimated useful lives, in a manner that reflects the consumption of economic benefits or service potential of the assets. The estimated useful life of an asset is the period over which the PCT expects to obtain economic benefits or service potential from the asset. This is specific to the PCT and may be shorter than the physical life of the asset itself. Estimated useful lives and residual values are reviewed each year end, with the effect of any changes recognised on a prospective basis. Assets held under finance leases are depreciated over their estimated useful lives.

At each reporting period end, the PCT checks whether there is any indication that any of its tangible or intangible non-current assets have suffered an impairment loss. If there is indication of an impairment loss, the recoverable amount of the asset is estimated to determine whether there has been a loss and, if so, its amount.

A revaluation decrease that does not result from a loss of economic value or service potential is recognised as an impairment charged to the revaluation reserve to the extent that there is a balance on the reserve for the asset and, thereafter, to expenditure. Impairment losses that arise from a clear consumption of economic benefit should be taken to expenditure. Where an impairment loss subsequently reverses, the carrying amount of the asset is increased to the revised estimate of the recoverable amount but capped at the amount that would have been determined had there been no initial impairment loss. The reversal of the impairment loss is credited to expenditure to the extent of the decrease previously charged there and thereafter to the revaluation reserve.

Impairments are analysed between Departmental Expenditure Limits (DEL) and Annually Managed Expenditure (AME) from 2011-12. This is necessary to comply with Treasury's budgeting guidance. DEL limits are set in the Spending Review and Departments may not exceed the limits that they have been set.

AME budgets are set by the Treasury and may be reviewed with departments in the run-up to the Budget. Departments need to monitor AME closely and inform Treasury if they expect AME spending to rise above forecast. Whilst Treasury accepts that in some areas of AME inherent volatility may mean departments do not have the ability to manage the spending within budgets in that financial year, any expected increases in AME require Treasury approval.

1.8 Donated assets

Following the accounting policy change outlined in the Treasury FREM for 2011-12, a donated asset reserve is no longer maintained. Donated non-current assets are capitalised at their fair value on receipt, with a matching credit to Income. They are valued, depreciated and impaired as described above for purchased assets. Gains and losses on revaluations, impairments and sales are as described above for purchased assets. Deferred income is recognised only where conditions attached to the donation preclude immediate recognition of the gain.

1. Accounting policies (continued)

1.9 Non-current assets held for sale

Non-current assets are classified as held for sale if their carrying amount will be recovered principally through a sale transaction rather than through continuing use. This condition is regarded as met when the sale is highly probable, the asset is available for immediate sale in its present condition and management is committed to the sale, which is expected to qualify for recognition as a completed sale within one year from the date of classification. Non-current assets held for sale are measured at the lower of their previous carrying amount and fair value less costs to sell. Fair value is open market value including alternative uses.

The profit or loss arising on disposal of an asset is the difference between the sale proceeds and the carrying amount and is recognised in the Statement of Comprehensive Net Expenditure. On disposal, the balance for the asset in the revaluation reserve is transferred to retained earnings.

Property, plant and equipment that is to be scrapped or demolished does not qualify for recognition as held for sale. Instead, it is retained as an operational asset and its economic life is adjusted. The asset is de-recognised when it is scrapped or demolished.

1.10 Cash and cash equivalents

Cash is cash in hand and deposits with any financial institution repayable without penalty on notice of not more than 24 hours. Cash equivalents are investments that mature in 3 months or less from the date of acquisition and that are readily convertible to known amounts of cash with insignificant risk of change in value.

In the Statement of Cash Flows, cash and cash equivalents are shown net of bank overdrafts that are repayable on demand and that form an integral part of the PCT's cash management.

1.11 Losses and Special Payments

Losses and special payments are items that Parliament would not have contemplated when it agreed funds for the health service or passed legislation. By their nature they are items that ideally should not arise. They are therefore subject to special control procedures compared with the generality of payments. They are divided into different categories, which govern the way each individual case is handled.

Losses and special payments are charged to the relevant functional headings including losses which would have been made good through insurance cover had PCTs not been bearing their own risks (with insurance premiums then being included as normal revenue expenditure).

1.12 Clinical Negligence Costs

From 1 April 2000, the NHS Litigation Authority (NHSLA) took over the full financial responsibility for all Existing Liabilities Scheme (ELS) cases unsettled at that date and from 1 April 2002 all Clinical Negligence Scheme for Trusts (CNST) cases. Provisions for these are included in the accounts of the NHSLA. Although the NHSLA is administratively responsible for all cases from 1 April 2000, the legal liability remains with the PCTs.

The NHSLA operates a risk pooling scheme under which the PCT pays an annual contribution to the NHSLA which in return settles all clinical negligence claims. The contribution is charged to expenditure in the year that it is due. The total value of clinical negligence provisions carried by the NHSLA on behalf of the PCT is disclosed at Note 32.

1.13 Employee benefits

Short-term employee benefits

Salaries, wages and employment-related payments are recognised in the period in which the service is received from employees. The cost of leave earned but not taken by employees at the end of the period is recognised in the financial statements to the extent that employees are permitted to carry forward leave into the following period.

1. Accounting policies (continued)

Retirement benefit costs

Past and present employees are covered by the provisions of the NHS Pensions Scheme. The scheme is an unfunded, defined benefit scheme that covers NHS employers, General Practices and other bodies, allowed under the direction of the Secretary of State, in England and Wales. The scheme is not designed to be run in a way that would enable NHS bodies to identify their share of the underlying scheme assets and liabilities. Therefore, the scheme is accounted for as if it were a defined contribution scheme: the cost to the NHS body of participating in the scheme is taken as equal to the contributions payable to the scheme for the accounting period.

For early retirements other than those due to ill health the additional pension liabilities are not funded by the scheme. The full amount of the liability for the additional costs is charged to expenditure at the time the PCT commits itself to the retirement, regardless of the method of payment.

1.14 Other expenses

Other operating expenses are recognised when, and to the extent that, the goods or services have been received. They are measured at the fair value of the consideration payable.

1.15 Grant making

Under section 256 of the National Health Service Act 2006, the PCT has the power to make grants to local authorities, voluntary bodies and registered social landlords to finance capital or revenue schemes. A liability in respect of these grants is recognised when the PCT has a present legal or constructive obligation which occurs when all of the conditions attached to the payment have been met.

1.16 Contingencies

A contingent liability is a possible obligation that arises from past events and whose existence will be confirmed only by the occurrence or non-occurrence of one or more uncertain future events not wholly within the control of the PCT, or a present obligation that is not recognised because it is not probable that a payment will be required to settle the obligation or the amount of the obligation cannot be measured sufficiently reliably. A contingent liability is disclosed unless the possibility of a payment is remote.

A contingent asset is a possible asset that arises from past events and whose existence will be confirmed by the occurrence or non-occurrence of one or more uncertain future events not wholly within the control of the trust. A contingent asset is disclosed where an inflow of economic benefits is probable.

Where the time value of money is material, contingencies are disclosed at their present value.

1.17 Leases

Leases are classified as finance leases when substantially all the risks and rewards of ownership are transferred to the lessee. All other leases are classified as operating leases.

The PCT as lessee

Property, plant and equipment held under finance leases are initially recognised, at the inception of the lease, at fair value or, if lower, at the present value of the minimum lease payments, with a matching liability for the lease obligation to the lessor. Lease payments are apportioned between finance charges and reduction of the lease obligation so as to achieve a constant rate of interest on the remaining balance of the liability. Finance charges are recognised in calculating the PCT's net operating cost.

1. Accounting policies (continued)

Operating lease payments are recognised as an expense on a straight-line basis over the lease term. Lease incentives are recognised initially as a liability and subsequently as a reduction of rentals on a straight-line basis over the lease term.

Contingent rentals are recognised as an expense in the period in which they are incurred.

Where a lease is for land and buildings, the land and building components are separated and individually assessed as to whether they are operating or finance leases.

The PCT as lessor

Amounts due from lessees under finance leases are recorded as receivables at the amount of the PCT's net investment in the leases. Finance lease income is allocated to accounting periods so as to reflect a constant periodic rate of return on the PCT's net investment outstanding in respect of the leases.

Rental income from operating leases is recognised on a straight-line basis over the term of the lease. Initial direct costs incurred in negotiating and arranging an operating lease are added to the carrying amount of the leased asset and recognised on a straight-line basis over the lease term.

1.18 Provisions

Provisions are recognised when the PCT has a present legal or constructive obligation as a result of a past event, it is probable that the PCT will be required to settle the obligation, and a reliable estimate can be made of the amount of the obligation. The amount recognised as a provision is the best estimate of the expenditure required to settle the obligation at the end of the reporting period, taking into account the risks and uncertainties. Where a provision is measured using the cash flows estimated to settle the obligation, its carrying amount is the present value of those cash flows using HM Treasury's discount rates of (1.8%) for 0-5 years, (1%) for 6-10 years and 2.2% for over 10 years (2.35% in respect of early staff departures) in real terms. Onerous contract provision has been discounted at 3.5% in line with Cost of Capital charges.

When some or all of the economic benefits required to settle a provision are expected to be recovered from a third party, the receivable is recognised as an asset if it is virtually certain that reimbursements will be received and the amount of the receivable can be measured reliably.

Present obligations arising under onerous contracts are recognised and measured as a provision. An onerous contract is considered to exist where the PCT has a contract under which the unavoidable costs of meeting the obligations under the contract exceed the economic benefits expected to be received under it.

A restructuring provision is recognised when the PCT has developed a detailed formal plan for the restructuring and has raised a valid expectation in those affected that it will carry out the restructuring by starting to implement the plan or announcing its main features to those affected by it. The measurement of a restructuring provision includes only the direct expenditures arising from the restructuring, which are those amounts that are both necessarily entailed by the restructuring and not associated with ongoing activities of the entity.

1. Accounting policies (continued)

1.19 Financial Instruments

Financial assets

Financial assets are recognised when the PCT becomes party to the financial instrument contract or, in the case of trade receivables, when the goods or services have been delivered. Financial assets are derecognised when the contractual rights have expired or the asset has been transferred.

Financial assets are initially recognised at fair value.

Financial assets are classified into the following categories: financial assets 'at fair value through profit and loss'; 'held to maturity investments'; 'available for sale' financial assets, and 'loans and receivables'. The classification depends on the nature and purpose of the financial assets and is determined at the time of initial recognition.

The PCT has a 20% investment in LIFT Co. The loan stock investment is shown as a financial asset on the Statement of Financial Position and is held at cost less amounts repaid. Interest payments are received and disclosed as LIFT investment income. The PCT also has a £1 equity investment in LIFT Co. The financial modelled distribution has a forecast value of £11m of which the PCT will have 20% (pre-tax). The PCT has considered whether it should recognise the present value of this estimated receipt but has concluded that due to the timescale (2031-32) it is too remote to recognise. This is in line with how the other investors (Community Health Partnership and Mill Asset Group PLC) have treated the asset.

Loans and receivables

Loans and receivables are non-derivative financial assets with fixed or determinable payments which are not quoted in an active market. After initial recognition, they are measured at amortised cost using the effective interest method, less any impairment. Interest is recognised using the effective interest method.

1. Accounting policies (continued)

Financial liabilities

Financial liabilities are recognised on the Statement of Financial Position when the PCT becomes party to the contractual provisions of the financial instrument or, in the case of trade payables, when the goods or services have been received. Financial liabilities are derecognised when the liability has been discharged, that is, the liability has been paid or has expired.

Financial liabilities are initially recognised at fair value.

Financial liabilities are classified as either financial liabilities 'at fair value through profit and loss' or other financial liabilities.

1.20 Private Finance Initiative (PFI) and NHS LIFT transactions

HM Treasury has determined that government bodies shall account for infrastructure PFI schemes (including NHS LIFT) where the government body controls the use of the infrastructure and the residual interest in the infrastructure at the end of the arrangement as service concession arrangements, following the principles of the requirements of IFRIC 12. The PCT therefore recognises the LIFT asset as an item of property, plant and equipment together with a liability to pay for it. The services received under the contract are recorded as operating expenses.

The annual lease plus agreement (LPA) payment is separated into the following component parts, using appropriate estimation techniques where necessary:

- a) Payment for the fair value of services received;
- b) Payment for the LIFT asset, including finance costs; and
- c) Payment for the replacement of components of the asset during the contract 'lifecycle replacement'.

a) Services received

The fair value of services received in the year is recorded under the relevant expenditure headings within 'operating expenses'.

b) LIFT assets, liabilities, and finance costs

LIFT assets are recognised as property, plant and equipment, when they come into use. The assets are measured initially at fair value in accordance with the principles of IAS 17. Subsequently, the assets are measured at fair value, which is kept up to date in accordance with the PCT's approach for each relevant class of asset in accordance with the principles of IAS 16.

A LIFT liability is recognised at the same time as the LIFT asset is recognised. It is measured initially at the same amount as the fair value of the LIFT asset and is subsequently measured as a finance lease liability in accordance with IAS 17.

An annual finance cost is calculated by applying the implicit interest rate in the lease to the opening lease liability for the period, and is charged to 'Finance Costs' within the Statement of Comprehensive Net Expenditure.

The element of the annual LPA payment that is allocated as a finance lease rental is applied to meet the annual finance cost and to repay the lease liability over the contract term.

1. Accounting policies (continued)

An element of the annual LPA payment increase due to cumulative indexation is allocated to the finance lease. In accordance with IAS 17, this amount is not included in the minimum lease payments, but is instead treated as contingent rent and is expensed as incurred. In substance, this amount is a finance cost in respect of the liability and the expense is presented as a contingent finance cost in the Statement of Comprehensive Net Expenditure.

c) Lifecycle replacement

Components of the asset replaced by the operator during the contract ('lifecycle replacement') are capitalised where they meet the PCT's criteria for capital expenditure. They are capitalised at the time they are provided by the operator and are measured initially at their fair value.

The element of the annual LPA payment allocated to lifecycle replacement is pre-determined for each year of the contract from the operator's planned programme of lifecycle replacement. Where the lifecycle component is provided earlier or later than expected, a short-term finance lease liability or prepayment is recognised respectively.

In the years up to 2010-11, all lifecycle costs were charged to the Statement of Comprehensive Net Expenditure as they were not considered material. Since then, the estimated amount paid for capital lifecycle costs that has not been spent by the operator by the end of the year is charged to a lifecycle prepayment account.

Where the fair value of the lifecycle component is less than the amount determined in the contract, the difference is recognised as an expense when the replacement is provided. If the fair value is greater than the amount determined in the contract, the difference is treated as a 'free' asset and a deferred income balance is recognised. The deferred income is released to the operating income over the shorter of the remaining contract period or the useful economic life of the replacement component.

1.21 Accounting Standards that have been issued but have not yet been adopted

The Treasury FReM does not require the following Standards and Interpretations to be applied in 2012-13. The application of the Standards as revised would not have a material impact on the accounts for 2012-13, were they applied in that year:

- IAS 27 Separate Financial Statements - subject to consultation
- IAS 28 Investments in Associates and Joint Ventures - subject to consultation
- IFRS 9 Financial Instruments - subject to consultation
- IFRS 10 Consolidated Financial Statements - subject to consultation
- IFRS 11 Joint Arrangements - subject to consultation
- IFRS 12 Disclosure of Interests in Other Entities - subject to consultation
- IFRS 13 Fair Value Measurement - subject to consultation
- IPSAS 32 - Service Concession Arrangement - subject to consultation

2 Operating segments

North East Essex PCT only has 1 identified operating segment namely Commissioning.

The commissioning segment commissions healthcare for the North East Essex population and is not directly involved in the provision of healthcare services. The main revenue stream for the Commissioning segment is the Department of Health.

The total gross expenditure to the external suppliers were £583 m of which £192.1m was with Colchester University Hospitals NHS Foundation Trust and £94.3m was with Other PCTs. PCT's own staff costs were £9.28m.

| | Commissioning | |
|--------------------------|----------------|----------------|
| | 2012-13 | 2011-12 |
| | £000 | £000 |
| Net Operating Cost | <u>558,586</u> | <u>543,201</u> |
| Segment surplus(deficit) | <u>1,132</u> | <u>1,143</u> |

3. Financial Performance Targets

3.1 Revenue Resource Limit

The PCTs' performance for the year ended 2012-13 is as follows:

| | 2012-13 £000 | 2011-12 £000 |
|--|-----------------|-----------------|
| Total Net Operating Cost for the Financial Year | | 543,201 |
| Net operating cost plus (gain)/loss on transfers by absorption | 558,586 | |
| Adjusted for prior period adjustments in respect of errors | 0 | 0 |
| Revenue Resource Limit | 559,718 | 544,344 |
| Under/(Over)spend Against Revenue Resource Limit (RRL) | 1,132 | 1,143 |

3.2 Capital Resource Limit

The PCT is required to keep within its Capital Resource Limit.

| | 2012-13 £000 | 2011-12 £000 |
|--------------------------------------|-----------------|-----------------|
| Capital Resource Limit | 2,753 | 2,443 |
| Charge to Capital Resource Limit | 691 | 2,177 |
| (Over)/Underspend Against CRL | 2,062 | 266 |

3.3 Provider full cost recovery duty

The PCT is required to recover full costs in relation to its provider functions.

| | 2012-13 £000 | 2011-12 £000 |
|---------------------------------------|-----------------|-----------------|
| Provider gross operating costs | 0 | 0 |
| Provider Operating Revenue | 0 | 0 |
| Net Provider Operating Costs | 0 | 0 |
| Costs Met Within PCTs Own Allocation | 0 | 0 |
| Under/(Over) Recovery of Costs | 0 | 0 |

The PCT Provider Arm transferred out in 2010/11. No provider function carried out in 2012/13

3.4 Under/(Over)spend against cash limit

| | 2012-13 £000 | 2011-12 £000 |
|---|-----------------|-----------------|
| Total Charge to Cash Limit | 554,380 | 544,913 |
| Cash Limit | 554,380 | 544,913 |
| Under/(Over)spend Against Cash Limit | 0 | 0 |

3.5 Reconciliation of Cash Drawings to Parliamentary Funding (current year)

| | 2012-13 £000 |
|--|-----------------|
| Total cash received from DH (Gross) | 478,988 |
| Less: Trade Income from DH | 0 |
| Less/(Plus): movement in DH working balances | 0 |
| Sub total: net advances | 478,988 |
| (Less)/plus: transfers (to)/from other resource account bodies (free text note required) | 0 |
| Plus: cost of Dentistry Schemes (central charge to cash limits) | 14,405 |
| Plus: drugs reimbursement (central charge to cash limits) | 60,987 |
| Parliamentary funding credited to General Fund | 554,380 |

4 Miscellaneous Revenue

| | 2012-13 Total £000 | 2012-13 Admin £000 | 2012-13 Programme £000 | 2011-12 £000 |
|--|--------------------------|--------------------------|------------------------------|-----------------|
| Fees and Charges | 285 | 6 | 279 | 225 |
| Dental Charge income from Contractor-Led GDS & PDS | 4,771 | | 4,771 | 4,098 |
| Dental Charge income from Trust-Led GDS & PDS | 0 | | 0 | 0 |
| Prescription Charge income | 3,367 | | 3,367 | 3,135 |
| Strategic Health Authorities | 490 | 0 | 490 | 561 |
| NHS Trusts | 0 | 0 | 0 | 0 |
| NHS Foundation Trusts | 1,139 | 0 | 1,139 | 867 |
| Primary Care Trusts Contributions to DATs | 0 | | 0 | 0 |
| Primary Care Trusts - Other | 477 | 147 | 330 | 683 |
| Primary Care Trusts - Lead Commissioning | 0 | 0 | 0 | 0 |
| English RAB Special Health Authorities | 0 | 0 | 0 | 0 |
| NDPBs and Others (CGA) | 0 | 0 | 0 | 0 |
| Department of Health - SMPTB | 0 | 0 | 0 | 0 |
| Department of Health - Other | 7,945 | 0 | 7,945 | 5,479 |
| Recoveries in respect of employee benefits | 0 | 0 | 0 | 0 |
| Local Authorities | 88 | 0 | 88 | 97 |
| Patient Transport Services | 0 | | 0 | 0 |
| Education, Training and Research | 9,284 | 0 | 9,284 | 8,704 |
| Non-NHS: Private Patients | 0 | | 0 | 0 |
| Non-NHS: Overseas Patients (Non-Reciprocal) | 0 | | 0 | 0 |
| NHS Injury Costs Recovery | 0 | | 0 | 0 |
| Other Non-NHS Patient Care Services | 0 | 0 | 0 | 0 |
| Charitable and Other Contributions to Expenditure | 0 | | 0 | 0 |
| Receipt of donated assets | 0 | | 0 | 0 |
| Receipt of Government granted assets | 0 | | 0 | 0 |
| Rental revenue from finance leases | 0 | 0 | 0 | 0 |
| Rental revenue from operating leases | 4,970 | 67 | 4,903 | 5,157 |
| Other revenue | 3,598 | 528 | 3,070 | 3,783 |
| Total miscellaneous revenue | 36,414 | 748 | 35,666 | 32,789 |

Other Department of Health Income relates to income received by the Essex and Hertfordshire Comprehensive Local Research Network (CLRN). Allocations vary each year and part of this depends on activity levels. In addition, £1.6m of CLRN's 2011-12 income was deferred at 31 March 2012 and spent in 2012-13. Only £152k CLRN's 2012-13 income was deferred at 31 March 2013.

5. Operating Costs

5.1 Analysis of operating costs:

| | 2012-13 Total £000 | 2012-13 Admin £000 | 2012-13 Programme £000 | 2011-12 Total £000 |
|--|--------------------------|--------------------------|------------------------------|--------------------------|
| Goods and Services from Other PCTs | | | | |
| Healthcare | 93,746 | | 93,746 | 92,047 |
| Non-Healthcare | 2,300 | 1,690 | 610 | 1,776 |
| Total | 96,046 | 1,690 | 94,356 | 93,823 |
| Goods and Services from Other NHS Bodies other than FTs | | | | |
| Goods and services from NHS Trusts | 30,772 | 0 | 30,772 | 31,363 |
| Goods and services (other, excl Trusts, FT and PCT)) | 15 | 3 | 12 | 36 |
| Total | 30,787 | 3 | 30,784 | 31,399 |
| Goods and Services from Foundation Trusts | 200,104 | 42 | 200,062 | 191,265 |
| Purchase of Healthcare from Non-NHS bodies | 72,972 | | 72,972 | 70,027 |
| Social Care from Independent Providers | 0 | | 0 | 0 |
| Expenditure on Drugs Action Teams | 0 | | 0 | 0 |
| Non-GMS Services from GPs | 9,433 | 0 | 9,433 | 9,467 |
| Contractor Led GDS & PDS (excluding employee benefits) | 18,799 | | 18,799 | 18,660 |
| Salaried Trust-Led PDS & PCT DS (excluding employee benefits) | 987 | | 987 | 967 |
| Chair, Non-executive Directors & PEC remuneration | 57 | 55 | 2 | 90 |
| Executive committee members costs | 293 | 293 | 0 | 22 |
| Consultancy Services | 275 | 210 | 65 | 131 |
| Prescribing Costs | 54,624 | | 54,624 | 55,664 |
| G/PMS, APMS and PCTMS (excluding employee benefits) | 49,112 | 0 | 49,112 | 49,044 |
| Pharmaceutical Services | 1,206 | | 1,206 | 1,337 |
| Local Pharmaceutical Services Pilots | 0 | | 0 | 0 |
| New Pharmacy Contract | 13,965 | | 13,965 | 12,803 |
| General Ophthalmic Services | 3,350 | | 3,350 | 3,296 |
| Supplies and Services - Clinical | 4,516 | 12 | 4,504 | 4,770 |
| Supplies and Services - General | 726 | 433 | 293 | 775 |
| Establishment | 821 | 421 | 400 | 853 |
| Transport | 10 | 0 | 10 | 120 |
| Premises | 7,314 | 890 | 6,424 | 7,380 |
| Impairments & Reversals of Property, plant and equipment | 118 | 0 | 118 | (743) |
| Impairments and Reversals of non-current assets held for sale | 1,090 | 0 | 1,090 | 127 |
| Depreciation | 1,960 | 92 | 1,868 | 2,051 |
| Amortisation | 5 | 0 | 5 | 105 |
| Impairment & Reversals Intangible non-current assets | 0 | 0 | 0 | 0 |
| Impairment and Reversals of Financial Assets | 0 | 0 | 0 | 0 |
| Impairment of Receivables | 35 | 0 | 35 | 164 |
| Inventory write offs | 0 | 0 | 0 | 0 |
| Research and Development Expenditure | 0 | 0 | 0 | 0 |
| Audit Fees | 133 | 133 | 0 | 219 |
| Other Auditors Remuneration | 0 | 0 | 0 | 0 |
| Clinical Negligence Costs | 37 | 37 | 0 | 128 |
| Education and Training | 128 | 34 | 94 | 285 |
| Grants for capital purposes | 1,147 | 0 | 1,147 | 702 |
| Grants for revenue purposes | 4,641 | 0 | 4,641 | 4,639 |
| Impairments and reversals for investment properties | 0 | 0 | 0 | 0 |
| Other | 8,294 | 887 | 7,407 | 4,638 |
| Total Operating costs charged to Statement of Comprehensive Net Expenditure | 582,985 | 5,232 | 577,753 | 564,208 |
| Employee Benefits (excluding capitalised costs) | | | | |
| Employee Benefits associated with PCTMS | 0 | 0 | 0 | 0 |
| Trust led PDS and PCT DS | 0 | 0 | 0 | 0 |
| PCT Officer Board Members | 397 | 397 | 0 | 657 |
| Other Employee Benefits | 8,883 | 7,202 | 1,681 | 8,503 |
| Total Employee Benefits charged to SOCNE | 9,280 | 7,599 | 1,681 | 9,160 |
| Total Operating Costs | 592,265 | 12,831 | 579,434 | 573,368 |

In 2012-13 the PCT received £4.153m of Resource Limit funding which it was required by the Department of Health to pass to Essex County Council as a section 256 grant.

Analysis of grants reported in total operating costs

For capital purposes

| | | | | |
|--|--------------|----------|--------------|--------------|
| Grants to fund Capital Projects - GMS | 1,147 | 0 | 1,147 | 702 |
| Grants to Local Authorities to Fund Capital Projects | 0 | 0 | 0 | 0 |
| Grants to Private Sector to Fund Capital Projects | 0 | 0 | 0 | 0 |
| Grants to Fund Capital Projects - Dental | 0 | 0 | 0 | 0 |
| Grants to Fund Capital Projects - Other | 0 | 0 | 0 | 0 |
| Total Capital Grants | 1,147 | 0 | 1,147 | 702 |
| Grants to fund revenue expenditure | | | | |
| To Local Authorities | 4,641 | 0 | 4,641 | 4,639 |
| To Private Sector | 0 | 0 | 0 | 0 |
| To Other | 0 | 0 | 0 | 0 |
| Total Revenue Grants | 4,641 | 0 | 4,641 | 4,639 |
| Total Grants | 5,788 | 0 | 5,788 | 5,341 |

| | Total | Commissioning Public Health Services | |
|---|---------|--------------------------------------|---------|
| PCT Running Costs 2012-13 | | | |
| Running costs (£000s) | 12,487 | 11,567 | 920 |
| Weighted population (number in units)* | 340,027 | 340,027 | 340,027 |
| Running costs per head of population (£ per head) | 36.72 | 34.02 | 2.71 |

PCT Running Costs 2011-12

| | | | |
|---|---------|---------|---------|
| Running costs (£000s) | 12,679 | 11,619 | 1,060 |
| Weighted population (number in units) | 340,027 | 340,027 | 340,027 |
| Running costs per head of population (£ per head) | 37.29 | 34.17 | 3.12 |

* Weighted population figures are not available for 2012-13 as the weighted capitation formula for PCT allocations was not updated for 2012-13. This was because it was decided to give all PCTs the same percentage growth in their allocations in this transitional year rather than differential growth based on a weighted capitation formula. Therefore, 2011-12 weighted populations have been used when calculating the Running Costs per head of populations in 2012-13.

5.2 Analysis of operating expenditure by expenditure classification

| | 2012-13 | 2011-12 |
|---|----------------|----------------|
| | £000 | £000 |
| Purchase of Primary Health Care | | |
| GMS / PMS/ APMS / PCTMS | 49,112 | 49,044 |
| Prescribing costs | 54,624 | 55,664 |
| Contractor led GDS & PDS | 18,799 | 18,660 |
| Trust led GDS & PDS | 987 | 967 |
| General Ophthalmic Services | 3,350 | 3,296 |
| Department of Health Initiative Funding | 0 | 0 |
| Pharmaceutical services | 1,206 | 1,337 |
| Local Pharmaceutical Services Pilots | 0 | 0 |
| New Pharmacy Contract | 13,965 | 12,803 |
| Non-GMS Services from GPs | 9,433 | 9,467 |
| Other | 0 | 0 |
| Total Primary Healthcare purchased | 151,476 | 151,238 |
| Purchase of Secondary Healthcare | | |
| Learning Difficulties | 6,554 | 7,520 |
| Mental Illness | 48,747 | 49,795 |
| Maternity | 14,121 | 14,793 |
| General and Acute | 248,392 | 239,648 |
| Accident and emergency | 18,123 | 17,314 |
| Community Health Services | 43,187 | 40,849 |
| Other Contractual | 11,512 | 9,567 |
| Total Secondary Healthcare Purchased | 390,636 | 379,486 |
| Grant Funding | | |
| Grants for capital purposes | 1,147 | 702 |
| Grants for revenue purposes | 4,641 | 4,639 |
| Total Healthcare Purchased by PCT | 547,900 | 536,065 |
| PCT self-provided secondary healthcare included above | 0 | 0 |
| Social Care from Independent Providers | 0 | 0 |
| Healthcare from NHS FTs included above | 196,880 | 188,696 |

6. Operating Leases

Table 6.1 includes the minimum lease payments made in 2012-13 under the PCT's operating leases and the totals payable in future years under non-cancellable operating leases. The annual contractual values ranged from £12k to £115k (excluding car leases). Future payments are disclosed up to the next break clause or the end of the lease term if there are no break clauses. Five of the premises leases had expired by 31 March 2013 and the remaining five premises leases expire between December 2013 and November 2032. All premises leased by the PCT are included except for the two LIFT premises which are classified as finance leases and are disclosed in Note 34. Contingent rent is recognised where rental increases are calculated with reference to RPI or CPI.

| 6.1 PCT as lessee | Land £000 | Buildings £000 | Other £000 | 2012-13 | 2011-12 |
|--|--------------|-------------------|---------------|---------------|--------------|
| | | | | Total £000 | £000 |
| Payments recognised as an expense | | | | | |
| Minimum lease payments | 0 | 422 | 28 | 450 | 413 |
| Contingent rents | 0 | 0 | 0 | 0 | 0 |
| Sub-lease payments | 0 | 209 | 0 | 209 | 245 |
| Total | 0 | 631 | 28 | 659 | 658 |
| Payable: | | | | | |
| No later than one year | 0 | 387 | 3 | 390 | 577 |
| Between one and five years | 0 | 1,157 | 1 | 1,158 | 1,080 |
| After five years | 0 | 2,429 | 0 | 2,429 | 2,266 |
| Total | 0 | 3,973 | 4 | 3,977 | 3,923 |
| Total future sublease payments expected to be received | | | | 363 | 567 |

6.2 PCT as lessor

The PCT leases out part of the two LIFT premises to a local Foundation Trust and to four non-NHS providers. There are also a number of other tenants in these and other properties which are either owned or leased by the PCT. The following table shows the rental receivable from all of these tenants during the year, and also future rentals up to the next break clause or lease term if no break clause.

Where rental increases are based on RPI or CPI, this part of the rent is disclosed as contingent rent.

| | 2012-13 £000 | 2011-12 £000 |
|-----------------------------|-----------------|-----------------|
| Recognised as income | | |
| Rental Revenue | 4,828 | 5,082 |
| Contingent rents | 142 | 75 |
| Total | 4,970 | 5,157 |
| Receivable: | | |
| No later than one year | 2,510 | 3,191 |
| Between one and five years | 1,893 | 2,293 |
| After five years | 3,191 | 3,766 |
| Total | 7,594 | 9,250 |

North East Essex PCT has entered into certain financial arrangements involving the use of GP premises under:

IAS17 - Leases

SIC27 - Evaluating the substance of transactions involving the legal form of a lease

IFRIC4 - Determining whether an arrangement contains a lease

The PCT has determined that these operating leases would be recognised but as there are no defined terms in the arrangements entered into, it is not possible to analyse the arrangements over financial years. The financial value included in the Statement of Comprehensive Net Expenditure for 2012-13 is £2.981m (£2.864m 2011-12)

7. Employee benefits and staff numbers

7.1 Employee benefits

| | 2012-13 | | | Permanently employed | | | Other | | |
|--|---------------|---------------|-------------------|----------------------|---------------|-------------------|---------------|---------------|-------------------|
| | Total £000 | Admin £000 | Programme £000 | Total £000 | Admin £000 | Programme £000 | Total £000 | Admin £000 | Programme £000 |
| Employee Benefits - Gross Expenditure | | | | | | | | | |
| Salaries and wages | 7,314 | 6,392 | 922 | 6,522 | 5,822 | 700 | 792 | 570 | 222 |
| Social security costs | 496 | 476 | 20 | 496 | 476 | 20 | 0 | 0 | 0 |
| Employer Contributions to NHS BSA - Pensions Division | 760 | 730 | 30 | 760 | 730 | 30 | 0 | 0 | 0 |
| Other pension costs | 0 | 0 | 0 | 0 | 0 | 0 | 0 | 0 | 0 |
| Other post-employment benefits | 0 | 0 | 0 | 0 | 0 | 0 | 0 | 0 | 0 |
| Other employment benefits | 0 | 0 | 0 | 0 | 0 | 0 | 0 | 0 | 0 |
| Termination benefits | 710 | 0 | 710 | 710 | 0 | 710 | 0 | 0 | 0 |
| Total employee benefits | 9,280 | 7,598 | 1,682 | 8,488 | 7,028 | 1,460 | 792 | 570 | 222 |
| Less recoveries in respect of employee benefits (table below) | 0 | 0 | 0 | 0 | 0 | 0 | 0 | 0 | 0 |
| Total - Net Employee Benefits including capitalised costs | 9,280 | 7,598 | 1,682 | 8,488 | 7,028 | 1,460 | 792 | 570 | 222 |
| Employee costs capitalised | 0 | 0 | 0 | 0 | 0 | 0 | 0 | 0 | 0 |
| Gross Employee Benefits excluding capitalised costs | 9,280 | 7,598 | 1,682 | 8,488 | 7,028 | 1,460 | 792 | 570 | 222 |
| Recognised as: | | | | | | | | | |
| Commissioning employee benefits | 9,280 | | | 8,488 | | | 792 | | |
| Provider employee benefits | 0 | | | 0 | | | 0 | | |
| Gross Employee Benefits excluding capitalised costs | 9,280 | | | 8,488 | | | 792 | | |

| | 2012-13 | | | Permanently employed | | | Other | | |
|---|---------------|---------------|-------------------|----------------------|---------------|-------------------|---------------|---------------|-------------------|
| | Total £000 | Admin £000 | Programme £000 | Total £000 | Admin £000 | Programme £000 | Total £000 | Admin £000 | Programme £000 |
| Employee Benefits - Revenue | | | | | | | | | |
| Salaries and wages | 0 | 0 | 0 | 0 | 0 | 0 | 0 | 0 | 0 |
| Social Security costs | 0 | 0 | 0 | 0 | 0 | 0 | 0 | 0 | 0 |
| Employer Contributions to NHS BSA - Pensions Division | 0 | 0 | 0 | 0 | 0 | 0 | 0 | 0 | 0 |
| Other pension costs | 0 | 0 | 0 | 0 | 0 | 0 | 0 | 0 | 0 |
| Other Post Employment Benefits | 0 | 0 | 0 | 0 | 0 | 0 | 0 | 0 | 0 |
| Other Employment Benefits | 0 | 0 | 0 | 0 | 0 | 0 | 0 | 0 | 0 |
| Termination Benefits | 0 | 0 | 0 | 0 | 0 | 0 | 0 | 0 | 0 |
| TOTAL excluding capitalised costs | 0 | 0 | 0 | 0 | 0 | 0 | 0 | 0 | 0 |

Employee Benefits - Prior year

| | 2011-12 | | |
|--|---------------|---------------------------------|---------------|
| | Total £000 | Permanently employed £000 | Other £000 |
| Employee Benefits Gross Expenditure 2011-12 | | | |
| Salaries and wages | 7,676 | 6,380 | 1,296 |
| Social security costs | 525 | 525 | 0 |
| Employer Contributions to NHS BSA - Pensions Division | 826 | 826 | 0 |
| Other pension costs | 0 | 0 | 0 |
| Other post-employment benefits | 0 | 0 | 0 |
| Other employment benefits | 0 | 0 | 0 |
| Termination benefits | 133 | 133 | 0 |
| Total gross employee benefits | 9,160 | 7,864 | 1,296 |
| Less recoveries in respect of employee benefits | 0 | 0 | 0 |
| Total - Net Employee Benefits including capitalised costs | 9,160 | 7,864 | 1,296 |
| Employee costs capitalised | 0 | 0 | 0 |
| Gross Employee Benefits excluding capitalised costs | 9,160 | 7,864 | 1,296 |
| Recognised as: | | | |
| Commissioning employee benefits | 9,160 | | |
| Provider employee benefits | 0 | | |
| Gross Employee Benefits excluding capitalised costs | 9,160 | | |

7.2 Staff Numbers

| | 2012-13 | | | 2011-12 | | |
|--|-----------------|-----------------------------------|-----------------|-----------------|-----------------------------------|-----------------|
| | Total Number | Permanently employed Number | Other Number | Total Number | Permanently employed Number | Other Number |
| Average Staff Numbers | | | | | | |
| Medical and dental | 2 | 1 | 1 | 2 | 1 | 0 |
| Ambulance staff | 0 | 0 | 0 | 0 | 0 | 0 |
| Administration and estates | 150 | 133 | 17 | 163 | 143 | 20 |
| Healthcare assistants and other support staff | 0 | 0 | 0 | 0 | 0 | 0 |
| Nursing, midwifery and health visiting staff | 22 | 16 | 6 | 18 | 12 | 6 |
| Nursing, midwifery and health visiting learners | 0 | 0 | 0 | 0 | 0 | 0 |
| Scientific, therapeutic and technical staff | 7 | 7 | 0 | 9 | 9 | 0 |
| Social Care Staff | 0 | 0 | 0 | 0 | 0 | 0 |
| Other | 0 | 0 | 0 | 0 | 0 | 0 |
| TOTAL | 180 | 157 | 24 | 192 | 166 | 26 |
| Of the above no staff were engaged on capital projects | 0 | 0 | 0 | 0 | 0 | 0 |

7.3 Staff Sickness absence and ill health retirements

| | 2012-13 | | 2011-12 | |
|---|---------|-------|---------|-------|
| | Number | £000s | Number | £000s |
| Total Days Lost | 1,566 | | 839 | |
| Total Staff Years | 288 | | 175 | |
| Average working Days Lost | 5.42 | | 4.70 | |
| Number of persons retired early on ill health grounds | 0 | | 0 | |
| Total additional pensions liabilities accrued in the year | 0 | | 0 | |

7.4 Exit Packages agreed during 2012-13

| Exit package cost band (including any special payment element) | 2012-13 | | | 2011-12 | | | Total number of exit packages by cost band |
|--|------------------------------------|------------------------------------|--|------------------------------------|------------------------------------|--|--|
| | *Number of compulsory redundancies | *Number of other departures agreed | Total number of exit packages by cost band | *Number of compulsory redundancies | *Number of other departures agreed | Total number of exit packages by cost band | |
| | Number | Number | Number | Number | Number | Number | |
| Less than £10,000 | 4 | 0 | 4 | 1 | 6 | 7 | |
| £10,001-£25,000 | 2 | 0 | 2 | 0 | 1 | 1 | |
| £25,001-£50,000 | 2 | 0 | 2 | 0 | 0 | 0 | |
| £50,001-£100,000 | 6 | 0 | 6 | 1 | 0 | 1 | |
| £100,001 - £150,000 | 2 | 0 | 2 | 0 | 0 | 0 | |
| £150,001 - £200,000 | 1 | 0 | 1 | 1 | 0 | 1 | |
| >£200,000 | 0 | 0 | 0 | 0 | 0 | 0 | |
| Total number of exit packages by type (total cost) | 17 | 0 | 17 | 3 | 7 | 10 | |
| | £ | £ | £ | £ | £ | £ | |
| Total resource cost | 950,133 | 0 | 950,133 | 277,000 | 46,000 | 323,000 | |

This note provides an analysis of Exit Packages agreed during the year. Redundancy and other departure costs have been paid in accordance with the provisions of the NHS Scheme. Where the PCT has agreed early retirements, the additional costs are met by the PCT and not by the NHS pensions scheme. Ill-health retirement costs are met by the NHS pensions scheme and are not included in the table.

This disclosure reports the number and value of exit packages taken by staff leaving in the year. Note: The expense associated with these departures may have been recognised in part or in full in a previous period.

As a result of national restructuring in the NHS, there were a number of redundancies that occurred across the Essex commissioning system during 2012/13. The disclosures reported above relate specifically to NEE PCT employees, however the cost of redundancies across Essex have been shared across Essex commissioners using a capitation or service split. The rationale for this shared cost was to reflect that the recruitment into the new NHS structures prioritised Essex PCTs employees in the first instance, therefore the consequential cost of any redundancies were agreed to be shared in the same area.

The following is a summary of the redundancies as a result of the national restructure across Essex. In addition to these Essex wide numbers there maybe some Exit packages local to the individual PCTs.

| Exit package cost band (including any special payment element) | 2012-13 | | |
|--|------------------------------------|------------------------------------|--|
| | *Number of compulsory redundancies | *Number of other departures agreed | Total number of exit packages by cost band |
| | Number | Number | Number |
| Less than £10,000 | 9 | 0 | 0 |
| £10,001-£25,000 | 19 | 0 | 0 |
| £25,001-£50,000 | 12 | 0 | 0 |
| £50,001-£100,000 | 17 | 0 | 0 |
| £100,001 - £150,000 | 4 | 0 | 0 |
| £150,001 - £200,000 | 3 | 0 | 0 |
| >£200,000 | 2 | 0 | 0 |
| Total number of exit packages by type (total cost) | 66 | 0 | 0 |
| | £000s | £000s | £000s |
| Total resource cost | 3,706 | 0 | 3,706 |

7.5 Pension costs

Past and present employees are covered by the provisions of the NHS Pensions Scheme. Details of the benefits payable under these provisions can be found on the NHS Pensions website at www.nhsbsa.nhs.uk/pensions. The scheme is an unfunded, defined benefit scheme that covers NHS employers, GP practices and other bodies, allowed under the direction of the Secretary of State, in England and Wales. The scheme is not designed to be run in a way that would enable NHS bodies to identify their share of the underlying scheme assets and liabilities. Therefore, the scheme is accounted for as if it were a defined contribution scheme: the cost to the NHS Body of participating in the scheme is taken as equal to the contributions payable to the scheme for the accounting period.

In order that the defined benefit obligations recognised in the financial statements do not differ materially from those that would be determined at the reporting date by a formal actuarial valuation, the FReM requires that "the period between formal valuations shall be four years, with approximate assessments in intervening years". An outline of these follows:

a) Accounting valuation

A valuation of the scheme liability is carried out annually by the scheme actuary as at the end of the reporting period. Actuarial assessments are undertaken in intervening years between formal valuations using updated membership data and are accepted as providing suitably robust figures for financial reporting purposes. The valuation of the scheme liability as at 31 March 2013, is based on the valuation data as 31 March 2012, updated to 31 March 2013 with summary global member and accounting data. In undertaking this actuarial assessment, the methodology prescribed in IAS 19, relevant FReM interpretations, and the discount rate prescribed by HM Treasury have also been used.

The latest assessment of the liabilities of the scheme is contained in the scheme actuary report, which forms part of the annual NHS Pension Scheme (England and Wales) Pension Accounts, published annually. These accounts can be viewed on the NHS Pensions website. Copies can also be obtained from The Stationery Office.

b) Full actuarial (funding) valuation

The purpose of this valuation is to assess the level of liability in respect of the benefits due under the scheme (taking into account its recent demographic experience), and to recommend the contribution rates.

The last published actuarial valuation undertaken for the NHS Pension Scheme was completed for the year ending 31 March 2004. Consequently, a formal actuarial valuation would have been due for the year ending 31 March 2008. However, formal actuarial valuations for unfunded public service schemes were suspended by HM Treasury on value for money grounds while consideration is given to recent changes to public service pensions, and while future scheme terms are developed as part of the reforms to public service pension provision due in 2015.

The Scheme Regulations were changed to allow contribution rates to be set by the Secretary of State for Health, with the consent of HM Treasury, and consideration of the advice of the Scheme Actuary and appropriate employee and employer representatives as deemed appropriate.

The next formal valuation to be used for funding purposes will be carried out at as at March 2012 and will be used to inform the contribution rates to be used from 1 April 2015.

c) Scheme provisions

The NHS Pension Scheme provided defined benefits, which are summarised below. This list is an illustrative guide only, and is not intended to detail all the benefits provided by the Scheme or the specific conditions that must be met before these benefits can be obtained:

The Scheme is a "final salary" scheme. Annual pensions are normally based on 1/80th for the 1995 section and of the best of the last three years pensionable pay for each year of service, and 1/60th for the 2008 section of reckonable pay per year of membership. Members who are practitioners as defined by the Scheme Regulations have their annual pensions based upon total pensionable earnings over the relevant pensionable service.

With effect from 1 April 2008 members can choose to give up some of their annual pension for an additional tax free lump sum, up to a maximum amount permitted under HMRC rules. This new provision is known as "pension commutation".

Annual increases are applied to pension payments at rates defined by the Pensions (Increase) Act 1971, and are based on changes in retail prices in the twelve months ending 30 September in the previous calendar year. From 2011-12 the Consumer Price Index (CPI) will be used to replace the Retail Prices Index (RPI).

Early payment of a pension, with enhancement, is available to members of the scheme who are permanently incapable of fulfilling their duties effectively through illness or infirmity. A death gratuity of twice final year's pensionable pay for death in service, and five times their annual pension for death after retirement is payable

For early retirements other than those due to ill health the additional pension liabilities are not funded by the scheme. The full amount of the liability for the additional costs is charged to the employer.

Members can purchase additional service in the NHS Scheme and contribute to money purchase AVC's run by the Scheme's approved providers or by other Free Standing Additional Voluntary Contributions (FSAVC) providers.

8. Better Payment Practice Code

8.1 Measure of compliance

| | 2012-13 Number | 2012-13 £000 | 2011-12 Number | 2011-12 £000 |
|---|-------------------|-----------------|-------------------|-----------------|
| Non-NHS Payables | | | | |
| Total Non-NHS Trade Invoices Paid in the Year | 15,987 | 110,532 | 18,016 | 115,005 |
| Total Non-NHS Trade Invoices Paid Within Target | 15,075 | 106,756 | 16,753 | 108,179 |
| Percentage of NHS Trade Invoices Paid Within Target | 94.30% | 96.58% | 92.99% | 94.06% |
| NHS Payables | | | | |
| Total NHS Trade Invoices Paid in the Year | 3,245 | 341,019 | 3,262 | 325,633 |
| Total NHS Trade Invoices Paid Within Target | 2,566 | 317,201 | 2,757 | 315,833 |
| Percentage of NHS Trade Invoices Paid Within Target | 79.08% | 93.02% | 84.52% | 96.99% |

The Better Payment Practice Code requires the PCT to aim to pay all valid invoices by the due date or within 30 days of receipt of a valid invoice, whichever is later.

8.2 The Late Payment of Commercial Debts (Interest) Act 1998

In 2012-13 no interest payments were made in respect of the late payment of commercial debts under the above act (2011-12 nil).

9. Investment Income

| | 2012-13 Total £000 | 2012-13 Admin £000 | 2012-13 Programme £000 | 2011-12 £000 |
|--|--------------------------|--------------------------|------------------------------|-----------------|
| Rental Income | | | | |
| PFI finance lease revenue (planned) | 0 | 0 | 0 | 0 |
| PFI finance lease revenue (contingent) | 0 | 0 | 0 | 0 |
| Other finance lease revenue | 0 | 0 | 0 | 0 |
| Subtotal | <u>0</u> | <u>0</u> | <u>0</u> | <u>0</u> |
| Interest Income | | | | |
| LIFT: equity dividends receivable | 0 | 0 | 0 | 0 |
| LIFT: loan interest receivable | 54 | 0 | 54 | 55 |
| Bank interest | 0 | 0 | 0 | 0 |
| Other loans and receivables | 0 | 0 | 0 | 0 |
| Impaired financial assets | 0 | 0 | 0 | 0 |
| Other financial assets | 0 | 0 | 0 | 0 |
| Subtotal | <u>54</u> | <u>0</u> | <u>54</u> | <u>55</u> |
| Total investment income | <u>54</u> | <u>0</u> | <u>54</u> | <u>55</u> |

10. Other Gains and Losses

| | 2012-13 Total £000 | 2012-13 Admin £000 | 2012-13 Programme £000 | 2011-12 £000 |
|---|--------------------------|--------------------------|------------------------------|-----------------|
| Gain/(Loss) on disposal of assets other than by sale (PPE) | (2) | 0 | (2) | 2 |
| Gain/(Loss) on disposal of assets other than by sale (intangibles) | 0 | 0 | 0 | 0 |
| Gain/(Loss) on disposal of Financial Assets - other than held for sale | 0 | 0 | 0 | 0 |
| Gain (Loss) on disposal of assets held for sale | 0 | 0 | 0 | 0 |
| Gain/(loss) on foreign exchange | 0 | 0 | 0 | 0 |
| Change in fair value of financial assets carried at fair value through the SoCNE | 0 | 0 | 0 | 0 |
| Change in fair value of financial liabilities carried at fair value through the SoCNE | 0 | 0 | 0 | 0 |
| Change in fair value of investment property | 0 | 0 | 0 | 0 |
| Recycling of gain/(loss) from equity on disposal of financial assets held for sale | 0 | 0 | 0 | 0 |
| Total | <u>(2)</u> | <u>0</u> | <u>(2)</u> | <u>2</u> |

11. Finance Costs

| | 2012-13 Total £000 | 2012-13 Admin £000 | 2012-13 Programme £000 | 2011-12 £000 |
|--|--------------------------|--------------------------|------------------------------|-----------------|
| Interest | | | | |
| Interest on obligations under finance leases | 0 | 0 | 0 | 0 |
| Interest on obligations under PFI contracts: | | | | |
| - main finance cost | 0 | 0 | 0 | 0 |
| - contingent finance cost | 0 | 0 | 0 | 0 |
| Interest on obligations under LIFT contracts: | | | | |
| - main finance cost | 2,235 | 344 | 1,891 | 2,287 |
| - contingent finance cost | 390 | 60 | 330 | 332 |
| Interest on late payment of commercial debt | 0 | 0 | 0 | 0 |
| Other interest expense | 0 | 0 | 0 | 0 |
| Total interest expense | <u>2,625</u> | <u>404</u> | <u>2,221</u> | <u>2,619</u> |
| Other finance costs | 0 | 0 | 0 | 0 |
| Provisions - unwinding of discount | 162 | | 162 | 60 |
| Total | <u>2,787</u> | <u>404</u> | <u>2,383</u> | <u>2,679</u> |

12.1 Property, plant and equipment

| | Land | Buildings excluding dwellings | Dwellings | Assets under construction and payments on account | Plant & machinery | Transport equipment | Information technology | Furniture & fittings | Total |
|--|--------------|-------------------------------------|-----------|---|----------------------|------------------------|---------------------------|-------------------------|---------------|
| | £000 | £000 | £000 | £000 | £000 | £000 | £000 | £000 | £000 |
| 2012-13 | | | | | | | | | |
| Cost or valuation: | | | | | | | | | |
| At 1 April 2012 | 9,573 | 55,586 | 0 | 49 | 2,495 | 19 | 4,214 | 625 | 72,561 |
| Additions of Assets Under Construction | | | | 96 | | | | | 96 |
| Additions Purchased | 0 | 893 | 0 | | 17 | 0 | 92 | 0 | 1,002 |
| Additions Donated | 0 | 0 | 0 | 0 | 0 | 0 | 0 | 0 | 0 |
| Additions Government Granted | 0 | 0 | 0 | 0 | 0 | 0 | 0 | 0 | 0 |
| Additions Leased | 0 | 0 | 0 | 0 | 0 | 0 | 0 | 0 | 0 |
| Reclassifications | 0 | 47 | 0 | (47) | 0 | 0 | 0 | 0 | 0 |
| Reclassifications as Held for Sale | (937) | (1,429) | 0 | 0 | 0 | 0 | 0 | 0 | (2,366) |
| Disposals other than for sale | 0 | 0 | 0 | 0 | (55) | 0 | 0 | 0 | (55) |
| Upward revaluation/positive indexation | 0 | 834 | 0 | 0 | 0 | 0 | 0 | 0 | 834 |
| Impairments/negative indexation | 0 | (342) | 0 | 0 | 0 | 0 | 0 | 0 | (342) |
| Reversal of Impairments | 0 | 0 | 0 | 0 | 0 | 0 | 0 | 0 | 0 |
| Transfers (to)/from Other Public Sector Bodies | 0 | 0 | 0 | 0 | 0 | 0 | 0 | 0 | 0 |
| At 31 March 2013 | 8,636 | 55,589 | 0 | 98 | 2,457 | 19 | 4,306 | 625 | 71,730 |
| Depreciation | | | | | | | | | |
| At 1 April 2012 | 9 | 2,292 | 0 | 1 | 1,814 | 19 | 3,735 | 498 | 8,368 |
| Reclassifications | 0 | 0 | 0 | 0 | 0 | 0 | 0 | 0 | 0 |
| Reclassifications as Held for Sale | 0 | (54) | 0 | 0 | 0 | 0 | 0 | 0 | (54) |
| Disposals other than for sale | 0 | 0 | 0 | 0 | (15) | 0 | 0 | 0 | (15) |
| Upward revaluation/positive indexation | 0 | 0 | 0 | 0 | 0 | 0 | 0 | 0 | 0 |
| Impairments | 0 | 60 | 0 | 0 | 235 | 0 | 0 | 97 | 392 |
| Reversal of Impairments | 0 | (274) | 0 | 0 | 0 | 0 | 0 | 0 | (274) |
| Charged During the Year | 0 | 1,552 | 0 | 0 | 148 | 0 | 230 | 30 | 1,960 |
| Transfers (to)/from Other Public Sector Bodies | 0 | 0 | 0 | 0 | 0 | 0 | 0 | 0 | 0 |
| At 31 March 2013 | 9 | 3,576 | 0 | 1 | 2,182 | 19 | 3,965 | 625 | 10,377 |
| Net Book Value at 31 March 2013 | 8,627 | 52,013 | 0 | 97 | 275 | 0 | 341 | 0 | 61,353 |
| Purchased | 8,627 | 52,013 | 0 | 97 | 275 | 0 | 341 | 0 | 61,353 |
| Donated | 0 | 0 | 0 | 0 | 0 | 0 | 0 | 0 | 0 |
| Government Granted | 0 | 0 | 0 | 0 | 0 | 0 | 0 | 0 | 0 |
| Total at 31 March 2013 | 8,627 | 52,013 | 0 | 97 | 275 | 0 | 341 | 0 | 61,353 |
| Asset financing: | | | | | | | | | |
| Owned | 6,527 | 23,486 | 0 | 97 | 275 | 0 | 341 | 0 | 30,726 |
| Held on finance lease | 0 | 0 | 0 | 0 | 0 | 0 | 0 | 0 | 0 |
| On-SOFP PFI contracts | 2,100 | 28,527 | 0 | 0 | 0 | 0 | 0 | 0 | 30,627 |
| PFI residual: interests | 0 | 0 | 0 | 0 | 0 | 0 | 0 | 0 | 0 |
| Total at 31 March 2013 | 8,627 | 52,013 | 0 | 97 | 275 | 0 | 341 | 0 | 61,353 |

| | Land | Buildings | Dwellings | Assets under construction & payments on account | Plant & machinery | Transport equipment | Information technology | Furniture & fittings | Total |
|--|--------------|--------------|-----------|--|----------------------|------------------------|---------------------------|-------------------------|--------------|
| | £000's | £000's | £000's | £000's | £000's | £000's | £000's | £000's | £000's |
| Revaluation Reserve Balance for Property, Plant & Equipment | | | | | | | | | |
| At 1 April 2012 | 1,572 | 2,849 | 0 | 0 | 97 | 0 | 0 | 0 | 4,518 |
| Movements (specify) | (176) | 106 | 0 | 0 | (74) | 0 | 0 | 0 | (144) |
| At 31 March 2013 | 1,396 | 2,955 | 0 | 0 | 23 | 0 | 0 | 0 | 4,374 |

Additions to Assets Under Construction in 2012-13

| | £000 |
|--------------------------|-----------|
| Land | 0 |
| Buildings excl Dwellings | 96 |
| Dwellings | 0 |
| Plant & Machinery | 0 |
| Balance as at YTD | 96 |

12.2 Property, plant and equipment

| | Land | Buildings excluding dwellings | Dwellings | Assets under construction and payments on account £000 | Plant & machinery | Transport equipment | Information technology | Furniture & fittings | Total |
|---|--------------|-------------------------------------|-----------|---|----------------------|------------------------|---------------------------|-------------------------|---------------|
| 2011-12 | £000 | £000 | £000 | £000 | £000 | £000 | £000 | £000 | £000 |
| Cost or valuation: | | | | | | | | | |
| At 1 April 2011 | 9,598 | 53,761 | 0 | 331 | 2,711 | 19 | 4,222 | 625 | 71,267 |
| Additions - purchased | 0 | 2,082 | 0 | 47 | 56 | 0 | 289 | 0 | 2,474 |
| Additions - donated | 0 | 0 | 0 | 0 | 0 | 0 | 0 | 0 | 0 |
| Additions - government granted | 0 | 0 | 0 | 0 | 0 | 0 | 0 | 0 | 0 |
| Reclassifications | 0 | 329 | 0 | (329) | 0 | 0 | 0 | 0 | 0 |
| Reclassified as held for sale | 0 | 0 | 0 | 0 | 0 | 0 | 0 | 0 | 0 |
| Disposals other than by sale | 0 | 0 | 0 | 0 | (272) | 0 | (297) | 0 | (569) |
| Revaluation & indexation gains | 0 | 239 | 0 | 0 | 0 | 0 | 0 | 0 | 239 |
| Impairments | (25) | (825) | 0 | 0 | 0 | 0 | 0 | 0 | (850) |
| Reversals of impairments | 0 | 0 | 0 | 0 | 0 | 0 | 0 | 0 | 0 |
| In-year transfers to/from NHS bodies | 0 | 0 | 0 | 0 | 0 | 0 | 0 | 0 | 0 |
| Cumulative dep netted off cost following revaluatic | 0 | 0 | 0 | 0 | 0 | 0 | 0 | 0 | 0 |
| At 31 March 2012 | 9,573 | 55,586 | 0 | 49 | 2,495 | 19 | 4,214 | 625 | 72,561 |
| Depreciation | | | | | | | | | |
| At 1 April 2011 | 0 | 1,575 | 0 | | 1,803 | 19 | 3,467 | 467 | 7,331 |
| Reclassifications | | 0 | 0 | | 0 | 0 | 0 | 0 | 0 |
| Reclassifications as Held for Sale | 0 | 0 | 0 | | 0 | 0 | 0 | 0 | 0 |
| Disposals other than for sale | 0 | 0 | 0 | | (272) | 0 | 0 | 0 | (272) |
| Upward revaluation/positive indexation | 0 | 0 | 0 | | 0 | 0 | 0 | 0 | 0 |
| Impairments | 9 | 86 | 0 | 0 | 0 | 0 | 0 | 0 | 95 |
| Reversal of Impairments | 0 | (838) | 0 | 0 | 0 | 0 | 0 | 0 | (838) |
| Charged During the Year | 0 | 1,469 | 0 | | 283 | 0 | 268 | 31 | 2,051 |
| In-year transfers to/from NHS bodies | 0 | 0 | 0 | 0 | 0 | 0 | 0 | 0 | 0 |
| Cumulative dep netted off cost following revaluatic | 0 | 0 | 0 | 0 | 0 | 0 | 0 | 0 | 0 |
| At 31 March 2012 | 9 | 2,292 | 0 | 0 | 1,814 | 19 | 3,735 | 498 | 8,367 |
| Net Book Value at 31 March 2012 | 9,564 | 53,294 | 0 | 49 | 681 | 0 | 479 | 127 | 64,194 |
| Purchased | 9,564 | 53,294 | 0 | 48 | 675 | 0 | 479 | 127 | 64,187 |
| Donated | 0 | 0 | 0 | 0 | 6 | 0 | 0 | 0 | 6 |
| Government Granted | 0 | 0 | 0 | 0 | 0 | 0 | 0 | 0 | 0 |
| At 31 March 2012 | 9,564 | 53,294 | 0 | 48 | 681 | 0 | 479 | 127 | 64,193 |
| Asset financing: | | | | | | | | | |
| Owned | 7,464 | 24,533 | 0 | 48 | 681 | 0 | 479 | 127 | 33,332 |
| Held on finance lease | 0 | 0 | 0 | 0 | 0 | 0 | 0 | 0 | 0 |
| On-SOFP PFI contracts | 2,100 | 28,761 | 0 | 0 | 0 | 0 | 0 | 0 | 30,861 |
| PFI residual: interests | 0 | 0 | 0 | 0 | 0 | 0 | 0 | 0 | 0 |
| At 31 March 2012 | 9,564 | 53,294 | 0 | 48 | 681 | 0 | 479 | 127 | 64,193 |

12.3 Property, plant and equipment

Valuation Method

All PCT property assets have been revalued by a Valuer from the District Valuation Office as at 31 March 2013 in accordance with International Financial Reporting Standards (IAS 16). Each property has been valued at market value on the assumption that the property is sold as part of the continuing enterprise in occupation (effectively an Existing Use Valuation - EUV). Non-specialised assets have been valued using EUV and an estimate of fair value has been made for specialised assets using depreciated replacement cost.

A full valuation of all property assets was carried out by the District Valuer as at 31 March 2010 and therefore a desk top valuation was carried out this year for all of the PCT's property assets. (As there had been significant works at Clacton Hospital and Kennedy House during 2010-11 a full valuation was also carried out on these properties as at 31 March 2011). The impact of this year's revaluation has been a credit of £189k to the Statement of Comprehensive Net Expenditure

Following a review of the PCT's plant and equipment Non-Current Assets an impairment of £331k was taken to the PCT's Statement of Comprehensive Net Expenditure

| Asset Lives: | Minimum Life Years | Maximum Life Years |
|----------------------|-----------------------|-----------------------|
| Buildings | 1 | 72 |
| Plant and Machinery | 0 | 7 |
| IT | 0 | 3 |
| Furniture & Fittings | 2 | 7 |

Changes in Asset Lives:

The property revaluation has led to small changes in the remaining life of the PCT's buildings. This together with the impact of declaring two older properties as 'assets held for sale' has resulted in the overall average life of the remaining properties disclosed in PPE increasing to just over 32 years (2011-12 - 31 years). As a result, the estimated depreciation charge for 2013-14 on the remaining properties is £65k lower than it would have otherwise been.

Assets declared surplus to requirements

Assets that are surplus to requirements are valued at market value less costs of sale and disclosed as non-current assets held for sale. Two assets were declared surplus to requirements at the November 2012 Board meeting - Coppins Court, Clacton and Church Farm House, Colchester. Two assets were held for sale at 31 March 2012 - Carlow House, Witham has now been sold and Dovercourt, Harwich is still being marketed for sale.

Assets written down to recoverable amount

Dovercourt Clinic has been further written down to its current recoverable amount - this value has been confirmed by the District Valuer and reflects the price at which the property is being offered for sale less costs of sale. Coppins Court and Church Farm House have been written down to their recoverable amounts and these values have also been confirmed by the District Valuer. The impact of these write downs is £1,090k

Temporarily Idle Assets

Seaview flats, a part of Clacton Hospital, are currently vacant and were considered for declaration as surplus at the November 2012 Board meeting subject to North East Essex CCG approval. The CCG made a decision to retain the flats and lease them to tenants. As at 31 March 2013, tenants are still being sought. The carrying value is £565k (buildings) and £185k (land).

13.1 Intangible non-current assets

| | Software internally generated £000 | Software purchased £000 | Licences & trademarks £000 | Patents £000 | Development expenditure £000 | Total £000 |
|---|---------------------------------------|----------------------------|-------------------------------|-----------------|---------------------------------|---------------|
| 2012-13 | | | | | | |
| At 1 April 2012 | 0 | 44 | 148 | 0 | 0 | 192 |
| Additions - purchased | 0 | 0 | 0 | 0 | 0 | 0 |
| Additions - internally generated | 0 | 0 | 0 | 0 | 0 | 0 |
| Additions - donated | 0 | 0 | 0 | 0 | 0 | 0 |
| Additions - government granted | 0 | 0 | 0 | 0 | 0 | 0 |
| Additions Leased | 0 | 0 | 0 | 0 | 0 | 0 |
| Reclassifications | 0 | 0 | 0 | 0 | 0 | 0 |
| Reclassified as held for sale | 0 | 0 | 0 | 0 | 0 | 0 |
| Disposals other than by sale | 0 | 0 | 0 | 0 | 0 | 0 |
| Revaluation & indexation gains | 0 | 0 | 0 | 0 | 0 | 0 |
| Impairments | 0 | 0 | 0 | 0 | 0 | 0 |
| Reversal of impairments | 0 | 0 | 0 | 0 | 0 | 0 |
| In-year transfers to/from NHS bodies | 0 | 0 | 0 | 0 | 0 | 0 |
| At 31 March 2013 | 0 | 44 | 148 | 0 | 0 | 192 |
| Amortisation | | | | | | |
| At 1 April 2012 | 0 | 39 | 148 | 0 | 0 | 187 |
| Reclassifications | 0 | 0 | 0 | 0 | 0 | 0 |
| Reclassified as held for sale | 0 | 0 | 0 | 0 | 0 | 0 |
| Disposals other than by sale | 0 | 0 | 0 | 0 | 0 | 0 |
| Revaluation or indexation gains | 0 | 0 | 0 | 0 | 0 | 0 |
| Impairments charged to operating expenses | 0 | 0 | 0 | 0 | 0 | 0 |
| Reversal of impairments charged to operating expense: | 0 | 0 | 0 | 0 | 0 | 0 |
| Charged during the year | 0 | 5 | 0 | 0 | 0 | 5 |
| In-year transfers to NHS bodies | 0 | 0 | 0 | 0 | 0 | 0 |
| At 31 March 2013 | 0 | 44 | 148 | 0 | 0 | 192 |
| Net Book Value at 31 March 2013 | 0 | 0 | 0 | 0 | 0 | 0 |
| Net Book Value at 31 March 2013 comprises | | | | | | |
| Purchased | 0 | 0 | 0 | 0 | 0 | 0 |
| Donated | 0 | 0 | 0 | 0 | 0 | 0 |
| Government Granted | 0 | 0 | 0 | 0 | 0 | 0 |
| Total at 31 March 2013 | 0 | 0 | 0 | 0 | 0 | 0 |

Revaluation reserve balance for intangible non-current assets

| | Software internally generated £000's | Software purchased £000's | Licences & trademarks £000's | Patents £000's | Development expenditure £000's | Total £000's |
|-------------------------|---|------------------------------|---------------------------------|-------------------|-----------------------------------|-----------------|
| At 1 April 2012 | 0 | 0 | 0 | 0 | 0 | 0 |
| Movements (specify) | 0 | 0 | 0 | 0 | 0 | 0 |
| At 31 March 2013 | 0 | 0 | 0 | 0 | 0 | 0 |

13.2 Intangible non-current assets

| 2011-12 | Software internally generated £000 | Software purchased £000 | Licences & trademarks £000 | Patents £000 | Development expenditure £000 | Total £000 |
|---|---------------------------------------|----------------------------|-------------------------------|-----------------|---------------------------------|---------------|
| At 1 April 2011 | 0 | 44 | 148 | 0 | 0 | 192 |
| Additions - purchased | 0 | 0 | 0 | 0 | 0 | 0 |
| Additions - internally generated | 0 | 0 | 0 | 0 | 0 | 0 |
| Additions - donated | 0 | 0 | 0 | 0 | 0 | 0 |
| Additions - government granted | 0 | 0 | 0 | 0 | 0 | 0 |
| Reclassifications | 0 | 0 | 0 | 0 | 0 | 0 |
| Reclassified as held for sale | 0 | 0 | 0 | 0 | 0 | 0 |
| Disposals other than by sale | 0 | 0 | 0 | 0 | 0 | 0 |
| Revaluation & indexation gains | 0 | 0 | 0 | 0 | 0 | 0 |
| Impairments | 0 | 0 | 0 | 0 | 0 | 0 |
| Reversal of impairments | 0 | 0 | 0 | 0 | 0 | 0 |
| In-year transfers to/from NHS bodies | 0 | 0 | 0 | 0 | 0 | 0 |
| Cumulative dep netted off cost following revaluation | 0 | 0 | 0 | 0 | 0 | 0 |
| At 31 March 2012 | 0 | 44 | 148 | 0 | 0 | 192 |
| Amortisation | | | | | | |
| At 1 April 2011 | 0 | 33 | 49 | 0 | 0 | 82 |
| Reclassifications | 0 | 0 | 0 | 0 | 0 | 0 |
| Reclassified as held for sale | 0 | 0 | 0 | 0 | 0 | 0 |
| Disposals other than by sale | 0 | 0 | 0 | 0 | 0 | 0 |
| Revaluation or indexation gains | 0 | 0 | 0 | 0 | 0 | 0 |
| Impairments charged to operating expenses | 0 | 0 | 0 | 0 | 0 | 0 |
| Reversal of impairments charged to operating expenses | 0 | 0 | 0 | 0 | 0 | 0 |
| Charged during the year | 0 | 6 | 99 | 0 | 0 | 105 |
| In-year transfers to NHS bodies | 0 | 0 | 0 | 0 | 0 | 0 |
| Less cumulative dep written down on revaluation | 0 | 0 | 0 | 0 | 0 | 0 |
| At 31 March 2012 | 0 | 39 | 148 | 0 | 0 | 187 |
| Net Book Value at 31 March 2012 | 0 | 5 | 0 | 0 | 0 | 5 |
| Net Book Value at 31 March 2012 comprises | | | | | | |
| Purchased | 0 | 5 | 0 | 0 | 0 | 5 |
| Donated | 0 | 0 | 0 | 0 | 0 | 0 |
| Government Granted | 0 | 0 | 0 | 0 | 0 | 0 |
| Total at 31 March 2012 | 0 | 5 | 0 | 0 | 0 | 5 |

14. Analysis of impairments and reversals recognised in 2012-13

| | 2012-13 Total £000 | 2012-13 Admin £000 | 2012-13 Programme £000 |
|---|--------------------------|--------------------------|------------------------------|
| Property, Plant and Equipment impairments and reversals taken to SoCNE | | | |
| Loss or damage resulting from normal operations | 0 | 0 | 0 |
| Over-specification of assets | 0 | 0 | 0 |
| Abandonment of assets in the course of construction | 0 | 0 | 0 |
| Total charged to Departmental Expenditure Limit | 0 | 0 | 0 |
| Unforeseen obsolescence | 0 | 0 | 0 |
| Loss as a result of catastrophe | 0 | 0 | 0 |
| Other | 0 | 0 | 0 |
| Changes in market price | 118 | 0 | 118 |
| Total charged to Annually Managed Expenditure | 118 | 0 | 118 |
| Property, Plant and Equipment impairments and reversals charged to the revaluation reserve | | | |
| Loss or damage resulting from normal operations | 0 | 0 | 0 |
| Over Specification of Assets | 0 | 0 | 0 |
| Abandonment of assets in the course of construction | 0 | 0 | 0 |
| Unforeseen obsolescence | 0 | 0 | 0 |
| Loss as a result of catastrophe | 0 | 0 | 0 |
| Other | 0 | 0 | 0 |
| Changes in market price | 342 | 0 | 342 |
| Total impairments for PPE charged to reserves | 342 | 0 | 342 |
| Total Impairments of Property, Plant and Equipment | 460 | 0 | 118 |
| Intangible assets impairments and reversals charged to SoCNE | | | |
| Loss or damage resulting from normal operations | 0 | 0 | 0 |
| Over-specification of assets | 0 | 0 | 0 |
| Abandonment of assets in the course of construction | 0 | 0 | 0 |
| Total charged to Departmental Expenditure Limit | 0 | 0 | 0 |
| Unforeseen obsolescence | 0 | 0 | 0 |
| Loss as a result of catastrophe | 0 | 0 | 0 |
| Other | 0 | 0 | 0 |
| Changes in market price | 0 | 0 | 0 |
| Total charged to Annually Managed Expenditure | 0 | 0 | 0 |
| Intangible Assets impairments and reversals charged to the Revaluation Reserve | | | |
| Loss or damage resulting from normal operations | 0 | 0 | 0 |
| Over-specification of assets | 0 | 0 | 0 |
| Abandonment of assets in the course of construction | 0 | 0 | 0 |
| Unforeseen obsolescence | 0 | 0 | 0 |
| Loss as a result of catastrophe | 0 | 0 | 0 |
| Other | 0 | 0 | 0 |
| Changes in market price | 0 | 0 | 0 |
| Total impairments for Intangible Assets charged to Reserves | 0 | 0 | 0 |
| Total Impairments of Intangibles | 0 | 0 | 0 |
| Financial Assets charged to SoCNE | | | |
| Loss or damage resulting from normal operations | 0 | 0 | 0 |
| Total charged to Departmental Expenditure Limit | 0 | 0 | 0 |
| Loss as a result of catastrophe | 0 | 0 | 0 |
| Other | 0 | 0 | 0 |
| Total charged to Annually Managed Expenditure | 0 | 0 | 0 |
| Financial Assets impairments and reversals charged to the Revaluation Reserve | | | |
| Loss or damage resulting from normal operations | 0 | 0 | 0 |
| Loss as a result of catastrophe | 0 | 0 | 0 |
| Other | 0 | 0 | 0 |
| TOTAL Impairments for Financial Assets charged to reserves | 0 | 0 | 0 |
| Total Impairments of Financial Assets | 0 | 0 | 0 |
| Non-current assets held for sale - impairments and reversals charged to SoCNE. | | | |
| Loss or damage resulting from normal operations | 0 | 0 | 0 |
| Abandonment of assets in the course of construction | 0 | 0 | 0 |
| Total charged to Departmental Expenditure Limit | 0 | 0 | 0 |
| Unforeseen obsolescence | 0 | 0 | 0 |
| Loss as a result of catastrophe | 0 | 0 | 0 |
| Other | 0 | 0 | 0 |
| Changes in market price | 1,090 | 0 | 1,090 |
| Total charged to Annually Managed Expenditure | 1,090 | 0 | 1,090 |
| Total impairments of non-current assets held for sale | 1,090 | 0 | 1,090 |
| Inventories - impairments and reversals charged to SoCNE | | | |
| Loss or Damage Resulting from Normal Operations | 0 | 0 | 0 |
| Total charged to Departmental Expenditure Limit | 0 | 0 | 0 |
| Unforeseen Obsolescence | 0 | 0 | 0 |
| Loss as a Result of a Catastrophe | 0 | 0 | 0 |
| Other (Free text note required)* | 0 | 0 | 0 |
| Changes in Market Price | 0 | 0 | 0 |
| Total charged to Annually Managed Expenditure | 0 | 0 | 0 |
| Total impairments of Inventories | 0 | 0 | 0 |
| Investment Property impairments charged to SoCNE | | | |
| Loss or Damage Resulting from Normal Operations | 0 | 0 | 0 |
| Total charged to Departmental Expenditure Limit | 0 | 0 | 0 |
| Unforeseen Obsolescence | 0 | 0 | 0 |
| Loss as a Result of a Catastrophe | 0 | 0 | 0 |
| Other (Free text note required)* | 0 | 0 | 0 |
| Changes in Market Price | 0 | 0 | 0 |
| Total charged to Annually Managed Expenditure | 0 | 0 | 0 |
| Total Investment Property impairments charged to SoCNE | 0 | 0 | 0 |
| Investment Property impairments and reversals charged to the Revaluation Reserve | | | |
| Loss or Damage Resulting from Normal Operations | 0 | 0 | 0 |
| Over Specification of Assets | 0 | 0 | 0 |
| Abandonment of Assets in the Course of Construction | 0 | 0 | 0 |
| Unforeseen Obsolescence | 0 | 0 | 0 |
| Loss as a Result of a Catastrophe | 0 | 0 | 0 |
| Other (Free text note required)* | 0 | 0 | 0 |
| Changes in Market Price | 0 | 0 | 0 |
| TOTAL Impairments for Investment Property charged to Reserves | 0 | 0 | 0 |
| Total Investment Property Impairments | 0 | 0 | 0 |
| Total impairments charged to Revaluation Reserve | 342 | 0 | 342 |
| Total Impairments charged to SoCNE - DEL | 0 | 0 | 0 |
| Total Impairments charged to SoCNE - AME | 1,208 | 0 | 1,208 |
| Overall Total Impairments | 1,550 | 0 | 1,208 |
| Of which: | | | |
| Impairment on revaluation to 'modern equivalent asset' basis | 0 | 0 | 0 |
| Donated and Gov Granted Assets, Included above - | | | |
| PPE - Donated and Government Granted Asset Impairments: amount charged to SoCNE - DEL* | 0 | 0 | 0 |
| Intangibles - Donated and Government Granted Asset Impairments: amount charged to SoCNE -AME* | 0 | 0 | 0 |

15 Investment property

The PCT does not have any investment property

16 Commitments

16.1 Capital commitments

Contracted capital commitments at 31 March not otherwise included in these financial statements:

| | 31 March 2013 £000 | 31 March 2012 £000 |
|-------------------------------|-----------------------|-----------------------|
| Property, plant and equipment | 0 | 0 |
| Intangible assets | 0 | 0 |
| Total | 0 | 0 |

16.2 Other financial commitments

The PCT has not entered into any new non-cancellable contracts with a non nhs provider in 2012-13 (which is not a lease or PFI contract or other service concession arrangement). All other contracts have termination clauses of a maximum of 12 months. The General Medical (GMS), General Dental (GDS) and Pharmacy contracts are classed as non-cancellable but for the purposes of these accounts are classed as NHS services. The figures below relate to one contract which has just under 2 years remaining.

| | 31 March 2013 £000 | 31 March 2012 £000 |
|--|-----------------------|-----------------------|
| Not later than one year | 3,150 | 3,156 |
| Later than one year and not later than five year | 3,130 | 6,407 |
| Later than five years | 0 | 0 |
| Total | 6,280 | 9,563 |

17 Intra-Government and other balances

| | Current receivables £000s | Non-current receivables £000s | Current payables £000s | Non-current payables £000s |
|---|---------------------------------|-------------------------------------|------------------------------|----------------------------------|
| Balances with other Central Government Bodies | 5,587 | 0 | 1,432 | 0 |
| Balances with Local Authorities | 21 | 0 | 110 | 0 |
| Balances with NHS bodies outside the Departmental Group | 0 | 0 | 0 | 0 |
| Balances with NHS Trusts and Foundation Trusts | 871 | 0 | 2,134 | 0 |
| Balances with Public Corporations and Trading Funds | 0 | 0 | 0 | 0 |
| Balances with bodies external to government | 3,218 | 0 | 24,369 | 0 |
| At 31 March 2013 | 9,697 | 0 | 28,045 | 0 |
| prior period: | | | | |
| Balances with other Central Government Bodies | 7,472 | 0 | 5,007 | 0 |
| Balances with Local Authorities | 89 | 0 | 0 | 0 |
| Balances with NHS Trusts and Foundation Trusts | 2,293 | 0 | 3,349 | 0 |
| Balances with Public Corporations and Trading Funds | 0 | 0 | 0 | 0 |
| Balances with bodies external to government | 5,776 | 0 | 20,556 | 0 |
| At 31 March 2012 | 15,630 | 0 | 28,912 | 0 |

The movement on current receivables is due to no prepayments being made in 2012/13 as the PCT ceases to trade. The movement on current payables is due to additional effort to clear outstanding creditors.

18 Inventories

The PCT does not hold any inventories

19.1 Trade and other receivables

| | Current | | Non-current | |
|---|-----------------------|-----------------------|-----------------------|-----------------------|
| | 31 March 2013 £000 | 31 March 2012 £000 | 31 March 2013 £000 | 31 March 2012 £000 |
| NHS receivables - revenue | 6,120 | 8,082 | 0 | 0 |
| NHS receivables - capital | 0 | 0 | 0 | 0 |
| NHS prepayments and accrued income | 0 | 1,007 | 0 | 0 |
| Non-NHS receivables - revenue | 1,170 | 547 | 0 | 0 |
| Non-NHS receivables - capital | 0 | 0 | 0 | 0 |
| Non-NHS prepayments and accrued income | 586 | 5,558 | 0 | 0 |
| Provision for the impairment of receivables | (53) | (304) | 0 | 0 |
| VAT | 338 | 676 | 0 | 0 |
| Current/non-current part of PFI and other PPP arrangements prepayments and accrued income | 0 | 0 | 0 | 0 |
| Interest receivables | 0 | 0 | 0 | 0 |
| Finance lease receivables | 0 | 0 | 0 | 0 |
| Operating lease receivables | 0 | 64 | 0 | 0 |
| Other receivables | 1,536 | 0 | 0 | 0 |
| Total | 9,697 | 15,630 | 0 | 0 |
| Total current and non current | 9,697 | 15,630 | | |
| Included above: | | | | |
| Prepaid pensions contributions | 0 | 0 | | |

19.2 Receivables past their due date but not impaired

| | 31 March 2013 £000 | 31 March 2012 £000 |
|-------------------------|-----------------------|-----------------------|
| By up to three months | 1,082 | 183 |
| By three to six months | 0 | 0 |
| By more than six months | 0 | 0 |
| Total | 1,082 | 183 |

The receivables up to 3 months includes 1 invoice to another NHS organisation to the value of £750k. This invoice is not past its due date

19.3 Provision for impairment of receivables

| | 2012-13 £000 | 2011-12 £000 |
|---|-----------------|-----------------|
| Balance at 1 April 2012 | (304) | (140) |
| Amount written off during the year | 286 | 0 |
| Amount recovered during the year | 0 | 0 |
| (Increase)/decrease in receivables impaired | (35) | (164) |
| Balance at 31 March 2013 | (53) | (304) |

The balance of Non NHS receivables as at 31/3/13 was £1.174 million which have been impaired on the following basis:

Debts 30-60 days at 50%
Debts >60 days at 100%

20 NHS LIFT investments

| | Loan £000 | Share capital £000 | Total £000 |
|----------------------------------|--------------|-----------------------|---------------|
| Balance at 1 April 2012 | 397 | 0 | 397 |
| Additions | 0 | 0 | 0 |
| Disposals | 0 | 0 | 0 |
| Loan repayments | (4) | 0 | (4) |
| Revaluations | 0 | 0 | 0 |
| Loans repayable within 12 months | 0 | 0 | 0 |
| Balance at 31 March 2013 | 393 | 0 | 393 |
| Balance at 1 April 2011 | 400 | 0 | 400 |
| Additions | 0 | 0 | 0 |
| Disposals | 0 | 0 | 0 |
| Loan repayments | (3) | 0 | (3) |
| Revaluations | 0 | 0 | 0 |
| Loans repayable within 12 months | 0 | 0 | 0 |
| Balance at 31 March 2012 | 397 | 0 | 397 |

21.1 Other financial assets - Current

North East Essex PCT does not have any other financial assets - current.

21.2 Other Financial Assets - Non Current

| | 31 March 2013 £000 | 31 March 2012 £000 |
|--|-----------------------|-----------------------|
| Opening balance 1 April | 397 | 0 |
| Additions | 0 | 0 |
| Revaluation | 0 | 0 |
| Impairments | 0 | 0 |
| Impairment Reversals | 0 | 0 |
| Transferred to current financial assets | 0 | 0 |
| Disposals | (4) | 0 |
| Transfers (to)/from Other Public Sector Bodies in year | 0 | 0 |
| Total Other Financial Assets - Non Current | 393 | 0 |

21.3 Other Financial Assets - Capital Analysis

| | 31 March 2013 £000 | 31 March 2012 £000 |
|---------------------|-----------------------|-----------------------|
| Capital Expenditure | 0 | 0 |
| Capital Income | (4) | 0 |

22 Other current assets

North East Essex PCT does not have any other current assets.

23 Cash and Cash Equivalents

| | 31 March 2013 £000 | 31 March 2012 £000 |
|--|-----------------------|-----------------------|
| Opening balance | 14 | 26 |
| Net change in year | 6,994 | (12) |
| Closing balance | 7,008 | 14 |
| Made up of | | |
| Cash with Government Banking Service | 7,008 | 14 |
| Commercial banks | 0 | 0 |
| Cash in hand | 0 | 0 |
| Current investments | 0 | 0 |
| Cash and cash equivalents as in statement of financial position | 7,008 | 14 |
| Bank overdraft - Government Banking Service | 0 | 0 |
| Bank overdraft - Commercial banks | 0 | 0 |
| Cash and cash equivalents as in statement of cash flows | 7,008 | 14 |
| Patients' money held by the PCT, not included above | 0 | 0 |

24 Non-current assets held for sale

| | Land | Buildings, excl. dwellings | Dwellings | Asset Under Construction and Payments on Account | Plant and Machinery | Transport and Equipment | Information Technology | Furniture and Fittings | Intangible Assets | Total |
|--|--------------|----------------------------------|-----------|---|------------------------|----------------------------|---------------------------|---------------------------|----------------------|--------------|
| | £000 | £000 | £000 | £000 | £000 | £000 | £000 | £000 | £000 | £000 |
| Balance at 1 April 2012 | 514 | 59 | 0 | 0 | 0 | 0 | 0 | 0 | 0 | 573 |
| Plus assets classified as held for sale in the year | 936 | 1,376 | 0 | 0 | 0 | 0 | 0 | 0 | 0 | 2,312 |
| Less assets sold in the year | (367) | 0 | 0 | 0 | 0 | 0 | 0 | 0 | 0 | (367) |
| Less impairment of assets held for sale | (42) | (1,048) | 0 | 0 | 0 | 0 | 0 | 0 | 0 | (1,090) |
| Plus reversal of impairment of assets held for sale | 0 | 0 | 0 | 0 | 0 | 0 | 0 | 0 | 0 | 0 |
| Less assets no longer classified as held for sale, for reasons other than disposal by sale | 0 | 0 | 0 | 0 | 0 | 0 | 0 | 0 | 0 | 0 |
| Transfers (to)/from other public sector bodies | 0 | 0 | 0 | 0 | 0 | 0 | 0 | 0 | 0 | 0 |
| Revaluation | 0 | 0 | 0 | 0 | 0 | 0 | 0 | 0 | 0 | 0 |
| Balance at 31 March 2013 | 1,041 | 387 | 0 | 0 | 0 | 0 | 0 | 0 | 0 | 1,428 |
| Liabilities associated with assets held for sale at 31 March 2013 | 0 | 0 | 0 | 0 | 0 | 0 | 0 | 0 | 0 | 0 |
| Balance at 1 April 2011 | 357 | 344 | 0 | 0 | 0 | 0 | 0 | 0 | 0 | 701 |
| Plus assets classified as held for sale in the year | 0 | 0 | 0 | 0 | 0 | 0 | 0 | 0 | 0 | 0 |
| Less assets sold in the year | 0 | 0 | 0 | 0 | 0 | 0 | 0 | 0 | 0 | 0 |
| Less impairment of assets held for sale | (103) | (46) | 0 | 0 | 0 | 0 | 0 | 0 | 0 | (149) |
| Plus reversal of impairment of assets held for sale | 21 | 0 | 0 | 0 | 0 | 0 | 0 | 0 | 0 | 21 |
| Less assets no longer classified as held for sale, for reasons other than disposal by sale | 0 | 0 | 0 | 0 | 0 | 0 | 0 | 0 | 0 | 0 |
| Balance at 31 March 2012 | 275 | 298 | 0 | 0 | 0 | 0 | 0 | 0 | 0 | 573 |
| Liabilities associated with assets held for sale at 31 March 2012 | 0 | 0 | 0 | 0 | 0 | 0 | 0 | 0 | 0 | 0 |
| Revaluation reserve balances in respect of non-current assets held for sale were: | | | | | | | | | | |
| At 31 March 2012 | 0 | | | | | | | | | |
| At 31 March 2013 | 461 | | | | | | | | | |

As at 31 March 2013 the PCT had 3 assets disclosed as non-current assets held for sale. See note 12.3 for further details. One of these assets (Dovercourt Clinic) was held for sale as at 31 March 2012 and the other two (Coppins Court and Church Farm House) were declared surplus to requirements during 2012-13. Carlow House which was disclosed as an asset held for sale last year was sold during the year at the value it was held at in the 2012-13 accounts. The carrying value of Dovercourt Clinic was further reduced by £58k. Coppins Court was written down to its estimated sale value as a development site, a write off of £930k, and Church Farm House was written down by £102k.

25 Trade and other payables

| | Current | | Non-current | |
|--|-----------------------|-----------------------|-----------------------|-----------------------|
| | 31 March 2013 £000 | 31 March 2012 £000 | 31 March 2013 £000 | 31 March 2012 £000 |
| Interest payable | 0 | 0 | 0 | 0 |
| NHS payables - revenue | 821 | 6,626 | 0 | 0 |
| NHS payables - capital | 39 | 49 | 0 | 0 |
| NHS accruals and deferred income | 2,508 | 1,630 | 0 | 0 |
| Family Health Services (FHS) payables | 12,826 | 12,444 | 0 | 0 |
| Non-NHS payables - revenue | 2,775 | 1,858 | 0 | 0 |
| Non-NHS payables - capital | 264 | 215 | 0 | 0 |
| Non_NHS accruals and deferred income | 7,546 | 4,534 | 0 | 0 |
| Social security costs | 0 | 0 | 0 | 0 |
| VAT | 0 | 0 | 0 | 0 |
| Tax | 46 | 0 | 0 | 0 |
| Payments received on account | 0 | 0 | 0 | 0 |
| Other | 1,220 | 1,556 | 0 | 0 |
| Total | 28,045 | 28,912 | 0 | 0 |
| Total payables (current and non-current) | 28,045 | 28,912 | | |

26 Other liabilities

The PCT does not have any Other Liabilities

27 Borrowings

| | Current | | Non-current | |
|---|-----------------------|-----------------------|-----------------------|-----------------------|
| | 31 March 2013 £000 | 31 March 2012 £000 | 31 March 2013 £000 | 31 March 2012 £000 |
| Bank overdraft - Government Banking Service | 0 | 0 | | |
| Bank overdraft - commercial banks | 0 | 0 | | |
| PFI liabilities: | | | | |
| Main liability | 0 | 0 | 0 | 0 |
| Lifecycle replacement received in advance | 0 | 0 | 0 | 0 |
| LIFT liabilities: | | | | |
| Main liability | 923 | 868 | 33,403 | 34,334 |
| Lifecycle replacement received in advance | 0 | 0 | 0 | 0 |
| Finance lease liabilities | 0 | 0 | 0 | 0 |
| Other (describe) | 0 | 0 | 0 | 0 |
| Total | 923 | 868 | 33,403 | 34,334 |
| Total other liabilities (current and non-current) | 34,326 | 35,202 | | |

Borrowings/Loans - Payment of Principal Falling Due in:

| | DH £000s | Other £000s | Total £000s |
|--------------|-------------|----------------|----------------|
| 0 - 1 Years | 0 | 923 | 923 |
| 1 - 2 Years | 0 | 982 | 982 |
| 2 - 5 Years | 0 | 3,336 | 3,336 |
| Over 5 Years | 0 | 29,085 | 29,085 |
| TOTAL | 0 | 34,326 | 34,326 |

28 Other financial liabilities

North East Essex PCT does not have any Other Financial Liabilities.

29 Deferred income

| | Current | | Non-current | |
|---|-----------------------|-----------------------|-----------------------|-----------------------|
| | 31 March 2013 £000 | 31 March 2012 £000 | 31 March 2013 £000 | 31 March 2012 £000 |
| Opening balance at 1 April 2012 | 1,631 | 482 | 0 | 0 |
| Deferred income addition | 152 | 1,149 | 0 | 0 |
| Transfer of deferred income | (1,631) | 0 | 0 | 0 |
| Current deferred Income at 31 March 2013 | 152 | 1,631 | 0 | 0 |
| Total other liabilities (current and non-current) | 152 | 1,631 | | |

30 Finance lease obligations

The PCT's properties under finance leases are the two premises that comprise the LIFT scheme. They are disclosed under Note 34 which also provides further information. Although the LIFT premises are classified as held under a finance lease, the leases the PCT holds with other bodies utilising space in these premises are classified as operating leases and are, therefore, disclosed in note 6.2

31 Finance lease receivables as lessor

North East Essex PCT does not have any finance lease receivables.

32 Provisions

| | Total £000s | Former Directors £000s | Relating to Other Staff £000s | Comprising: Legal Claims £000s | Restructuring £000s | Continuing Care £000s | Equal Pay £000s | for Change £000s | Other £000s | Redundancy £000s |
|---|----------------|------------------------------|-------------------------------------|---|------------------------|-----------------------------|--------------------|------------------------|----------------|---------------------|
| Balance at 1 April 2012 | 5,137 | 0 | 213 | 225 | 0 | 444 | 0 | 0 | 3,741 | 514 |
| Arising During the Year | 5,945 | 0 | 0 | 0 | 0 | 2,980 | 0 | 0 | 2,846 | 119 |
| Utilised During the Year | (1,239) | 0 | (107) | (19) | 0 | (61) | 0 | 0 | (597) | (455) |
| Unwinding of Discount | 162 | 0 | 6 | 1 | 0 | 0 | 0 | 0 | 155 | 0 |
| Change in Discount Rate | 0 | 0 | 0 | 0 | 0 | 0 | 0 | 0 | 0 | 0 |
| Transferred (to)/from other Public Sector bodies | 0 | 0 | 0 | 0 | 0 | 0 | 0 | 0 | 0 | 0 |
| Balance at 31 March 2013 | 9,661 | 0 | 105 | 137 | 0 | 3,363 | 0 | 0 | 5,937 | 119 |
| Expected Timing of Cash Flows: | | | | | | | | | | |
| No Later than One Year | 3,407 | 0 | 30 | 19 | 0 | 1,989 | 0 | 0 | 1,250 | 119 |
| Later than One Year and not later than Five Years | 3,291 | 0 | 75 | 118 | 0 | 1,374 | 0 | 0 | 1,724 | 0 |
| Later than Five Years | 2,963 | 0 | 0 | 0 | 0 | 0 | 0 | 0 | 2,963 | 0 |
| Amount Included in the Provisions of the NHS | | | | | | | | | | |
| Litigation Authority in Respect of Clinical Negligence | | | | | | | | | | |
| Liabilities: | | | | | | | | | | |
| As at 31 March 2013 | 94 | | | | | | | | | |
| As at 31 March 2012 | 164 | | | | | | | | | |

Legal claim provisions relating to the PCT are shown gross with the expected reimbursements from the NHSLA included in debtors.
£77k is included in the provisions of the NHS Litigation Authority as at 31.3.2013 in respect of clinical negligence liabilities of the PCT (31.3.2012 £131k)

The PCT considers that there is no significant uncertainty in the calculation or expected timing of the pension provision. All claims are calculated on a claim by claim basis according to a formula which includes a factor for the probability that the claim will succeed and its anticipated date of settlement.

Within the other provision category £579k is for the remedial work/delapidation for various leased buildings where the PCT as a tenant is required to put the various buildings in their original state at the end of the lease period. Untaken annual leave of £29k, onerous contract provision for vacant rooms at Harwich Hospital and the Primary Care Centre in Colchester of £4,317k, injury benefits of £148k, maternity leave provision of £34k, employment tribunals £48k and placement disputes £780k.

The provision arising for Continuing Healthcare claims relates to retrospective claims where a deadline for submission of all claims back to 2004 was set at as 30th September. Where there is evidence to support a strong case a provision has been made. Some claims have been assessed as a contingent liability as detailed in note 33.

33 Contingencies

Further information has been included in Note 1.1 regarding the Estimation Uncertainty of the Continuing Healthcare Provision.

34 PFI and LIFT - additional information

The PCT has no PFI schemes.

The PCT has no NHS LIFT schemes which are off-Statement of Financial Position.

The PCT has one operational LIFT scheme which comprises two premises: Colchester Primary Care Centre and Fryatt Hospital, Harwich. The scheme is set up under a Lease Plus Agreement (LPA) which runs until September 2031. Annual price increases are fixed at the RPI of the preceding February for the following financial year.

At the end of the 25 year lease period, the PCT has the right to purchase the assets at open market value with a profit sharing mechanism where the open market value exceeds the residual value incorporated into the LIFTCo financial model (which generates the LPA payments). Alternatively, the PCT can extend the lease at a modified market rent or can 'walk away' from the asset leaving the LIFTCo retaining ownership of the assets.

For the purpose of determining the asset life, the PCT has assumed that it is likely that the option of purchase will be exercised and therefore the asset is being depreciated over the estimated useful economic life rather than over the lease term.

The Lease Plus Agreement sets out the services that are provided and include partnering and contract services, energy and utility management, asset management, lifecycle maintenance and hard facilities management.

Under IFRIC12, the assets are treated as assets of the PCT. The substance of the contract is that the PCT has a finance lease and payments comprise two elements - imputed finance lease charges and services charges.

| Charges to operating expenditure and future commitments in respect of on and off SOFP LIFT | 31 March 2013 £000 | 31 March 2012 £000 |
|--|-----------------------|-----------------------|
| Total Charge to Operating Expenses in year - OFF SOFP LIFT | 0 | 0 |
| Service element of on SOFP LIFT charged to operating expenses in year | 1,009 | 967 |
| Total | 1,009 | 967 |

| Payments committed to in respect of off SOFP LIFT and the service element of on SOFP LIFT. | 31 March 2013 £000 | 31 March 2012 £000 |
|--|-----------------------|-----------------------|
| LIFT Scheme Expiry Date: | | |
| No Later than One Year | 1,060 | 984 |
| Later than One Year, No Later than Five Years | 4,677 | 4,455 |
| Later than Five Years | 20,382 | 21,381 |
| Total | 26,119 | 28,820 |

The estimated annual payments in future years are not expected to be materially different from those which the PCT is committed to make during the next year.

| Imputed "finance lease" obligations for on SOFP LIFT Contracts due | 31 March 2013 £000 | 31 March 2012 £000 |
|--|-----------------------|-----------------------|
| No Later than One Year | 3,103 | 3,103 |
| Later than One Year, No Later than Five Years | 12,412 | 12,412 |
| Later than Five Years | 45,162 | 48,274 |
| Subtotal | 60,677 | 63,789 |
| Less: Interest Element | (26,351) | (28,587) |
| Total | 34,326 | 35,202 |

35 Impact of IFRS treatment - 2012-13

| Revenue costs of IFRS: Arrangements reported on SoFP under IFRIC12 (e.g LIFT/PFI) | Total £000 | Admin £000 | Programme £000 |
|---|---------------|---------------|-------------------|
| Depreciation charges | 606 | 91 | 515 |
| Interest Expense | 2,235 | 344 | 1,891 |
| Impairment charge - AME | (172) | | (172) |
| Impairment charge - DEL | 0 | 0 | 0 |
| Other Expenditure | 1,258 | 198 | 1,060 |
| Revenue Receivable from subleasing | (2,561) | (384) | (2,177) |
| Total IFRS Expenditure (IFRIC12) | 1,366 | 249 | 1,117 |
| Revenue consequences of LIFT/PFI schemes under UK GAAP / ESA95 (net of any sublease income) | (2,060) | (309) | (1,751) |
| Net IFRS change (IFRIC12) | (694) | (60) | (634) |

Capital Consequences of IFRS : LIFT/PFI and other items under IFRIC12

| | |
|---|---|
| Capital expenditure 2012-13 | 0 |
| UK GAAP capital expenditure 2012-13 (Reversionary Interest) | 0 |

Lifecycle costs paid within the LPA to date are £773k, of these approx 60% (£464k) are estimated by the Operator to represent planned capital expenditure. In addition, £67k lifecycle costs have been paid relating to contract variations. LIFTCo retains these amounts as a fund against which future lifecycle expenditure is charged. As at 31 March 2013, £76k of this funding had been spent by LIFTCo. The expenditure was of a revenue nature and, therefore no new capital assets were created.

As at 31 March 2011, the levels of lifecycle costs within the LPA payments to date were reviewed and considered immaterial and therefore charged to the Statement of Net Committed Expenditure. For 2011-12 a capital prepayment account was set up and £87k was charged to this prepayment account. In 2012-13 this balance was increased by a further £129k meaning that the balance now stands at £216k. Future lifecycle payments will be treated the same way with the intention that when capital assets are purchased by the Operator, the cost will be credited from the prepayment account and a capital asset created.

36 Financial Instruments

Financial risk management

Financial reporting standard IFRS 7 requires disclosure of the role that financial instruments have had during the period in creating or changing the risks a body faces in undertaking its activities. As the cash requirements of the PCT are met through Parliamentary Funding, financial instruments play a more limited role in creating risk that would apply to a non-public sector body of a similar size. The majority of financial instruments relate to contracts for non-financial items in line with the PCT's expected purchase and usage requirements and the PCT is therefore exposed to little credit, liquidity or market risk.

Currency risk

The PCT is principally a domestic organisation with the great majority of transactions, assets and liabilities being in the UK and Sterling based. The PCT has no overseas operations. The PCT therefore has low exposure to currency rate fluctuations.

Interest rate risk

PCTs are not permitted to borrow. The PCT therefore has low exposure to interest-rate fluctuations

Credit Risk

Because the majority of the PCT's income comes from funds voted by Parliament the PCT has low exposure to credit risk.

Liquidity Risk

The PCT is required to operate within limits set by the Secretary of State for the financial year and draws down funds from the Department of Health as the requirement arises. The PCT is not, therefore, exposed to significant liquidity risks.

36.1 Financial Assets

| | At 'fair value through profit and loss' £000 | Loans and receivables £000 | Available for sale £000 | Total £000 |
|-------------------------------|---|----------------------------------|-------------------------------|---------------|
| Embedded derivatives | 0 | | | 0 |
| Receivables - NHS | | 6,120 | | 6,120 |
| Receivables - non-NHS | | 3,577 | | 3,577 |
| Cash at bank and in hand | | 7,708 | | 7,708 |
| Other financial assets | 0 | 0 | 393 | 393 |
| Total at 31 March 2013 | 0 | 17,405 | 393 | 17,798 |
| Embedded derivatives | 0 | | | 0 |
| Receivables - NHS | | 8,082 | | 8,082 |
| Receivables - non-NHS | | 611 | | 611 |
| Cash at bank and in hand | | 14 | | 14 |
| Other financial assets | 0 | 0 | 397 | 397 |
| Total at 31 March 2012 | 0 | 8,707 | 397 | 9,104 |

36.2 Financial Liabilities

| | At 'fair value through profit and loss' £000 | Other £000 | Total £000 |
|---------------------------------|---|---------------|---------------|
| Embedded derivatives | 0 | | 0 |
| NHS payables | | 3,368 | 3,368 |
| Non-NHS payables | | 24,677 | 24,677 |
| Other borrowings | | 0 | 0 |
| PFI & finance lease obligations | | 34,326 | 34,326 |
| Other financial liabilities | 0 | 0 | 0 |
| Total at 31 March 2013 | 0 | 62,371 | 62,371 |
| Embedded derivatives | 0 | | 0 |
| NHS payables | | 6,675 | 6,675 |
| Non-NHS payables | | 20,607 | 20,607 |
| Other borrowings | | 0 | 0 |
| PFI & finance lease obligations | | 35,199 | 35,199 |
| Other financial liabilities | 0 | 0 | 0 |
| Total at 31 March 2012 | 0 | 62,481 | 62,481 |

37 Related party transactions

Details of related party transactions with companies/individuals are as follows for the period 1 April 2012 to 31 March 2013:

| Name | Relationship | Payments to Related Party | Receipts from Related Party | Amounts owed to Related Party | Amounts due from Related Party |
|-----------------------------|-------------------------------|---------------------------|-----------------------------|-------------------------------|--------------------------------|
| | | £ | £ | £ | £ |
| Investors in Health | LIFT Co | 4,445,163 | | | |
| Dr S Gordon (Note 1) | Dr Kuriakose Practice Account | 373,851 | | 20,961 | |
| Dr G Sweeney (Note 2) | Account | 911,760 | | 73,722 | |
| Sallie Mills-Lewis (Note 3) | Balkerne Garden Trust | 276,761 | | | |
| Dr S Gordon | Private Account | 175,188 | | 15,990 | |
| Dr G Sweeney | Private Account | 95,310 | | 9,360 | |
| NHS Mid Essex | NHS Essex Cluster PCT | 34,557,000 | 378,000 | 738,000 | 3,515,000 |
| NHS West Essex | NHS Essex Cluster PCT | 10,975,000 | 90,000 | 460,000 | 186,000 |
| NHS South East Essex | NHS Essex Cluster PCT | 50,405,000 | 3,000 | 0 | 704,000 |
| NHS South West Essex | NHS Essex Cluster PCT | 43,000 | 5,000 | 14,000 | 4,000 |

Note 1: Dr S Gordon, Chief Officer for NEE CCG & Co Opted Board Member of NEE PCT, is a salaried GP with Dr Kuriakose.

Note 2: Dr Gary Sweeney, Chairman for NEE CCG & Co Opted Board Member of NEE PCT.

Note 3: Sallie Mills-Lewis was Interim Director of Commissioning and Director of Delivery for North East Essex PCT and also a shareholder for Balkerne Garden Trust Limited. She left the Trust on 30 September 2012.

The Department of Health is regarded as a related party. During the year 2012/2013 the PCT has had a significant number of material transactions with the Department, and with other entities for which the Department is regarded as the parent Department. Entities where transactions exceeded £1m are as follows:

Barts Health NHS Trust
 Basildon & Thurrock University Hospital NHS Foundation Trust
 Cambridge University Hospital NHS Foundation Trust
 Colchester Hospital University Foundation Trust
 East and North Herts NHS Trust
 East of England Ambulance Service NHS Trust
 Ipswich Hospital NHS Trust
 Mid Essex Hospital Services NHS Trust
 Mid Essex PCT
 NHS East of England
 South East Essex PCT
 Southend University Hospital NHS Foundation Trust
 West Essex PCT

During the year, the PCT has contracted with South Essex Partnership NHS Foundation Trust. Dawn Scrafield (Director of Finance of the PCT Cluster) is married to the Deputy Chief Finance Officer of South Essex Partnership NHS Foundation Trust. The total expenditure with the Trust was £135k during 2012.13.

In addition, the PCT has had a number of material transactions with other government departments and other central and local government bodies. Most of these transactions have been with Essex County Council, Colchester Borough Council and Tendring District Council in respect of joint enterprises.

Details of related party transactions with companies/individuals are as follows for the period 1 April 2011 to 31 March 2012:

| Name | Relationship | Payments to Related Party | Receipts from Related Party | Amounts owed to Related Party | Amounts due from Related Party |
|-----------------------------|---|---------------------------|-----------------------------|-------------------------------|--------------------------------|
| | | £ | £ | £ | £ |
| Investors in Health | LIFT Co | 5,544,265 | | | |
| Dr S Gordon (Note 1) | Dr Kuriakose Practice Account | 382,492 | | 3,408 | |
| Dr S Gordon (Note 1) | Tolgate Clinic Limited Practice Account | 768,193 | | 1,948 | |
| Dr G Sweeney | Dr Sweeney & Partners Practice Account | 1,025,144 | | 54,366 | |
| Sallie Mills-Lewis (Note 2) | Balkerne Garden Trust | 523,422 | | | |
| Dr S Gordon | Private Account | 112,320 | | 18,720 | |
| Dr G Sweeney | Private Account | 103,567 | | 9,360 | |
| Dr J Hickling | The North Hill Medical Group Practice Account | 1,887,002 | | 29,727 | |
| NHS Mid Essex | NHS North Essex Cluster PCT | 35,726,000 | 304,000 | 1,829,773 | 2,262,441 |
| NHS West Essex | NHS North Essex Cluster PCT | 13,265,000 | 114,000 | 388,832 | 3,577,000 |

Note 1: Dr S Gordon, joint CEO for NEE CCG & Co Opted Board Member of NEE, is a salaried GP with Dr Kuriakose.

Note 2: Sallie Mills-Lewis was Interim Director of Commissioning and Director of Delivery for North East Essex PCT and also a shareholder for Balkerne Garden Trust Limited. She left the Trust on 30 September 2012.

The Department of Health is regarded as a related party. During the year 2011/2012 the PCT has had a significant number of material transactions with the Department, and with other entities for which the Department is regarded as the parent Department. These entities are:

Barking, Havering And Redbridge University Hospitals NHS Trust
 Barts And The London NHS Trust
 Basildon And Thurrock Univ Hosp NHS Foundation Trust
 Cambridge Univ Hosp NHS Foundation Trust
 Cambridgeshire And Peterborough NHS Foundation Trust
 Colchester Hospital University NHS Foundation Trust
 East And North Hertfordshire NHS Trust

North East Essex PCT - Annual Accounts 2012-13

East Of England Ambulance Service NHS Trust
 Homerton University Hospital NHS Foundation Trust
 Ipswich Hospital NHS Trust
 James Paget University Hospitals NHS Foundation Trust
 Mid Essex Hospital Services NHS Trust
 Moorfields Eye Hospital NHS Foundation Trust
 NHS Business Services Authority
 NHS East of England
 NHS Mid Essex
 NHS Purchasing and Supply Agency
 NHS South East Essex
 NHS South West Essex
 NHS West Essex
 Norfolk And Norwich University Hospitals NHS Foundation Trust
 North East London NHS Foundation Trust
 Nottingham University Hospitals NHS Trust
 Papworth Hospital NHS Foundation Trust
 Princess Alexandra Hospital NHS Trust
 Royal Free Hampstead NHS Trust
 Southend University Hospitals NHS Foundation Trust
 The Royal National Orthopaedic Hospital NHS Trust
 West Essex PCT
 West Hertfordshire Hospitals NHS Trust
 West Suffolk Hospital NHS Foundation Trust ***FT status from 01/12/11***
 West Suffolk Hospital NHS Trust ***FT status from 01/12/11***
 Whipps Cross University Hospital NHS Trust

In addition, the PCT has had a number of material transactions with other government departments and other central and local government bodies. Most of these transactions have been with Essex County Council, Colchester Borough Council and Tendring District Council in respect of joint enterprises.

The PCT has also received revenue and capital payments from North Essex Primary Care Trusts' charitable funds, certain of the Trustees for which are also members of the PCT Board. The audited accounts and annual report of the funds held on trust are available separately.

38 Losses and special payments

The total number of losses cases in 2012-13 and their total value was as follows:

| | Total Value of Cases £s | Total Number of Cases |
|--|-------------------------------|--------------------------|
| Losses - PCT management costs | 0 | 0 |
| Special payments - PCT management costs | 9,990 | 1 |
| Losses in respect of the provision of family practitioner services | 0 | 0 |
| Special payments in respect of the provision of family practitioner services | 0 | 0 |
| Total losses | <u>0</u> | <u>0</u> |
| Total special payments | <u>9,990</u> | <u>1</u> |
| Total losses and special payments | <u>9,990</u> | <u>1</u> |

The total number of losses cases in 2011-12 and their total value was as follows:

| | Total Value of Cases £s | Total Number of Cases |
|--|-------------------------------|--------------------------|
| Losses - PCT management costs | 2,584 | 9 |
| Special payments - PCT management costs | 0 | 0 |
| Losses in respect of the provision of family practitioner services | 0 | 0 |
| Special payments in respect of the provision of family practitioner services | 0 | 0 |
| Total losses | <u>2,584</u> | <u>9</u> |
| Total special payments | <u>0</u> | <u>0</u> |
| Total losses and special payments | <u>2,584</u> | <u>9</u> |

Details of cases individually over £250,000

During 2012/13 there were no losses exceeding £250,000 (2011/12 - none)

39 Third party assets

The PCT does not hold any cash or cash equivalents for any third party.

40 Cashflows relating to exceptional items

The PCT did not have any exceptional items relating to cashflow.

41.1 Events after the end of the reporting period

The PCT had no non-adjusting events after the end of the reporting period.

41.2 Successor body arrangements

The financial statements on pages 2 to 5 were authorised for issue by the Audit Sub Committee on behalf of the Department of Health on 3 June 2013 following the demise of the PCT on the 31st March 2013.

The FMA forms include an analysis of the closing assets and liabilities and identify which organisations these balances are estimated to transfer to, with the net balances being as follows:

| | |
|--|--------------|
| Department of Health | -11,916 |
| Clinical Commissioning Groups | -8,930 |
| NHS England | 269 |
| NHS Trusts | -152 |
| Special Health Authorities, NDPBs & Other | 0 |
| NHS Foundation Trusts | 6,853 |
| NHS Property Services | 24,743 |
| Community Health Partnerships | -3,020 |
| Other | 0 |
| Balances held by PCT as 31st March 2013 | 7,847 |

At the time of producing the accounts the guidance advised that all short term balances should be recognised against the Department of Health and only long term assets and liabilities should transfer to future bodies.

The functions that were previously carried out by North East Essex PCT will be transferred across to the following organisations:

| Future Body | Responsibilities |
|--|--|
| Clinical Commissioning Groups | Acute Care, Mental Health, Community Services, GP Prescribing |
| NHS England | Primary Care, Specialised Services, Offender Health, Military Health |
| Central Eastern Commissioning Support Unit | Management Services |
| NHS Property Services | Ownership and management of all premises |
| Community Health Partnerships | Ownership of LIFT premises |
| Local Authorities (Essex) | Public Health Services |

During 2013/14 a further exercise will be undertaken to ensure that the appropriate accounting treatment of the closing balances will be mapped across into the new organisations and this work will be audited by the National Audit Office in the autumn of 2013.

As indicated above a number of assets have transferred to NHS Property Services and other entities on 1st April 2013. These were considered operational at the year end, and so have not been impaired in the PCT books. It is for the successor body to consider whether, in 2013-14, it is necessary to review these for impairment.

Appendix B

Remuneration Report

Salaries and Allowances

| | | | 2012-13 | | | | 2011-2012 | | | |
|-----------------|--|------|--------------------------|-------------------------------------|---------------------------------|---|--------------------------|-------------------------------------|---------------------------------|---|
| Name and Title | | | Salary (bands of £5,000) | Other Remuneration (bands of £5000) | Bonus Payments (bands of £5000) | Benefits in kind (Rounded to nearest £00) | Salary (bands of £5,000) | Other Remuneration (bands of £5000) | Bonus Payments (bands of £5000) | Benefits in kind (Rounded to nearest £00) |
| | | Note | £,000 | | | | £,000 | £,000 | £,000 | £,00 |
| Sheila Bremner | Chief Executive from 1.4.12- 30.09.2012 seconded to National Commissioning Board East Anglia from 01.10.12 - 31.3.13 | 1 | 25-30 | 0-5 | - | 1 | 60-65 | 0 | 0 | 2 |
| Mrs Jane Hanvey | Director of Resources - until 31.5.11 | 2 | - | - | - | - | 15-20 | 0 | 0-5 | 1 |
| Dr Mike Gogarty | Director of Public Health (from 1.4.12-30.9.12) | | 10-15 | 0-5 | - | - | 25 - 30 | - | - | - |
| Alison Cowie | Director of Public Health, (from 01.10.12 to 31.03.13) | | 15-20 | 0-5 | - | 1 | - | - | - | - |
| Adrian Marr | Director of Resources (from 1.4.12-30.9.12) seconded to National Commissioning Board East Anglia from 01.10.12 - 31.3.13 | 3 | 20-25 | 0-5 | - | 2 | 35-40 | 0 | 0-5 | 1 |

| | | | | | | | | | | |
|--------------------|---|-----|-------|-----|---|---|-------|---|-----|---|
| Sarah Jane Relf | Director of Transformation and Governance (from 1.4.12-30.9.12) seconded to National Commissioning Board East Anglia from 01.10.12 -31.3.13 | 6 | 15-20 | 0-5 | - | 1 | 35-40 | 0 | 0 | 1 |
| Sallie Mills Lewis | Director of Delivery (from 1.4.12-30.9.12) seconded to National Commissioning Board East Anglia from 01.10.12 -31.3.13 | 7 | 20-25 | 0-5 | - | 2 | 35-40 | 0 | 0-5 | 1 |
| Clare Morris | Director of Development (Started 1/6/11 and finished 31/1/12) | 8 | - | - | - | - | 25-30 | 0 | 0-5 | 1 |
| Dr James Hickling | Associate Medical Director | | - | - | - | - | 35-40 | 0 | 0 | 0 |
| Andrew Pike | Chief Executive and NCB LAT Director (from 1.10.12-31.3.13) | 4,5 | 10-15 | - | - | - | - | - | - | - |
| Dawn Scrafield | Deputy CEO/Director of Finance & Performance (from 1.10.12-31.3.13) | 4,5 | 10-15 | - | - | - | - | - | - | - |
| Ian Stidson | Director of Commissioning (from 1.10.12-31.3.13) | 4,5 | 5-10 | - | - | - | - | - | - | - |
| Pol Toner | Director of Nursing (from 1.10.12-31.3.13) | 4,5 | 5-10 | - | - | - | - | - | - | - |
| Chris Paveley | chairman (from 1.4.12-31.12.12) | 9 | 10-15 | 0-5 | - | 3 | 25-30 | 0 | 0 | 1 |
| Ms Sarah Candy | Non Executive Director(until 30.11.11) | 10 | - | - | - | - | 5-10 | 0 | 0 | 0 |
| Mr Stephen Beresky | Non Executive Director(until 30.11.11) | 11 | - | - | - | - | 5-10 | 0 | 0 | 1 |

| | | | | | | | | | | |
|-------------------|---|----|-------|---------|---|---|-------|---------|---|---|
| Tim Young | Non Executive Director (from 1.4.12-30.11.12) | 12 | - | - | - | - | 5-10 | 0 | 0 | 1 |
| Jerry Wedge | Non Executive Director and Chair of Audit Committee (from 1.4.12-31.3.13) | 13 | 0-5 | 0-5 | - | 4 | 10-15 | 0 | 0 | 2 |
| Pam Donnelly | Non Executive Director (from 1.4.12-31.12.12) Interim Chairman (from 1.1.13-31.3.13) | 14 | 5-10 | 0-5 | - | 2 | 5-10 | 0 | 0 | 0 |
| Diane Leacock | Non Executive Director (until 30.11.11) | 15 | - | - | - | - | 5-10 | 0 | 0 | 0 |
| Dr Shane Gordon | Co-opted Board Member (from 1.4.12-31.3.13) | 16 | - | 190-195 | - | - | 0 | 130-135 | 0 | 0 |
| Dr Gary Sweeney | Co-opted Board Member (from 1.4.12-31.3.13) | 17 | - | 100-105 | - | - | 0 | 110-115 | 0 | 0 |
| Dr Qadir Bakhsh | Non Executive Director (from 1.4.12-30.11.12) | 18 | 0-5 | 0-5 | - | 1 | 0-5 | 0 | 0 | 0 |
| Stephen King | Non Executive Director (from 1.4.12-31.3.13) | 19 | 0-5 | 0-5 | - | 1 | 0-5 | 0 | 0 | 0 |
| Renata Drinkwater | Non Executive Director (from 1.4.12-31.12.12) | 20 | 0-5 | 0-5 | - | 1 | 0-5 | 0 | 0 | 0 |
| Alan Hubbard | Non Executive Director (from 1.4.12-31.3.13) | 21 | 0-5 | 0-5 | - | 0 | 0-5 | 0 | 0 | 0 |
| Donald McGeachy | Medical Director (from 1.4.12-31.3.13) | 22 | 25-30 | 15-20 | - | - | 15-20 | 0 | 0 | 2 |
| Denise Hagel | Interim Director of nursing (from 1.4.12 to 30.9.12) | 23 | - | 15-20 | - | | 30-35 | 0 | 0 | 0 |

Details of other remuneration are provided in the notes below.

For staff that are shared with other NHS organisations within the North Essex Cluster the salary entitlement included above is based on the actual charge to NHS North East Essex. All charges have been made on a weighted capitation basis. The full salary cost including bonus and other remuneration of shared individuals is also provided where applicable for information pro rata to PCT weighted populations (35% Mid Essex PCT, 37% North East Essex PCT and 28% West Essex PCT respectively. These individuals worked for National commissioning Board (East Anglia) from 01/10/2013 to 31/03/13.

Note 1 – Sheila Bremner – Appointed 1.11.10 as Joint PCT CEO for NHS North East Essex, NHS Mid Essex and NHS West Essex. (employing organisation is NHS Mid Essex) seconded to National Commissioning Board (East Anglia) from 01/10/2013 to 31/03/13 full salary band £155k - £160k.

Note 2 – Jane Hanvey – until 31.5.11 not employed in this financial year prior year submission retained for comparator purposes.

Note 3 – Adrian Marr – started 1.6.11 (shared resource across North Essex, Dep CEO for North East Essex - employing organisation is NHS Mid Essex. Seconded to National Commissioning Board (East Anglia) from 01/10/2012 to 31/03/13 full salary band £60k - £65k.

Note 4 : The South Essex Members of the cluster Board who have been apportioned across all 5 Essex PCTs are(South West Essex -35% ,South East Essex,-35%,West Essex-10%,Mid Essex-10%, North East Essex-10%) .

Note 5 - The full cost bands of the South Essex senior managers Andrew Pike (£145-£150k) , Dawn Scrafield (£110- £115k), Ian Stidson (£90k-£95k), Pol Turner (£95k -£100k).

Note 6 – Sarah Jane Relf – interim from 1/11/10 and then established from 1.6.11 (shared resource across North Essex - employing organisation is NHS Mid Essex) worked for National Commissioning Board (East Anglia) from 01/10/2012 to 31/03/13 full salary band £45k-£50k.

Note 7 – Sallie Mills Lewis – started 1/11/10 (shared resource across North Essex, Dep CEO for North East Essex until 31.5.11) - employing organisation is NHS Mid Essex) seconded to National Commissioning Board (East Anglia) from 01/10/2013 to 31/03/13 full salary band £55k - £60k.

Note 8 – Clare Morris – Started 1/6/11 and finished 31/1/12 (shared resource across North Essex - employing organisation is NHS Mid Essex).

Note 9 – Chris Paveley –Started North East Essex 1.4.10. From 1 December 2011 shared resource across North Essex – employing organisation is NHS North East Essex (full cost £30-£35k).

Note 10 – Sarah Candy – until 30/11/11.

Note 11 – Stephen Beresky – until 30/11/11.

Note 12 – Tim Young – 1/4/11 – 30/11/11 for North East Essex. From 1 December 2011 shared resource across North Essex – employing organisation is NHS North East Essex. Full cost (£5-10k).

Note 13 – Jerry Wedge - 1/4/11 – 30/11/11 for North East Essex. From 1 December 2011 shared resource across North Essex – employing organisation is NHS North East Essex. Full cost (£10-15k).

Note 14 – Pam Donnelly - 1/4/11 – 30/11/11 for North East Essex. From 1 December 2011 shared resource across North Essex – employing organisation is NHS North East Essex. Full cost (£10-15k).

Note 15 – Diane Leacock – until 30/11/11.

Note 16 – Dr Shane Gordon - Other remuneration is for locum backfill costs at GP practice at agreed sessional rates (£190-195k).

Note 17 – Dr Gary Sweeney – Other remuneration is for locum backfill costs at GP practice at agreed sessional rates. (£100-105k).

Note 18 - Dr Qadir Bakhsh - From 1 December 2011 shared resource across North Essex – employing organisation is West Essex Full cost (£0-5k).

Note 19 - Stephen King - From 1 December 2011 shared resource across North Essex – employing organisation is West Essex Full cost (£0-5k).

Note 20 - Renata Drinkwater - From 1 December 2011 shared resource across North Essex – employing organisation is West Essex Full cost (£0-5k).

Note 21 – Alan Hubbard - From 1 December 2011 shared resource across North Essex – employing organisation is Mid Essex Full cost (£0-5k).

Note 22 - Donald McGeachy - From 1st June 2011 shared resource across North Essex - employing organisation is Mid Essex Full cost (£70-75k).

Note 23 - Denise Hagel - From 1st April 2012 to 30th September shared resource across North Essex - employing organisation is Mid Essex Dir. of Nursing post taken by Pol Turner from 1st October onwards (£50-55k).

Pension Benefits

| Name and Title | Note | Real increase in pension at age 60 (bands of £2,500) | Real increase in pension lump sum at aged 60 (bands of £2,500) | Total accrued pension at age 60 at 31 March 2013 (bands of £5,000) | Lump sum at age 60 related to accrued pension at 31-Mar-13 (bands of £5,000) | Cash Equivalent Transfer Value at 31-Mar 2013 | Cash Equivalent Transfer Value at 31-Mar 2012 | Real increase in cash Equivalent transfer value | Employer's contribution to stakeholders pension (rounded to nearest £000) |
|----------------|------|--|--|--|--|---|---|---|---|
| | | £'000 | £'000 | £'000 | £'000 | £'000 | £'000 | £'000 | £'000 |
| POL TONER | 1 | 0-2.5 | 0-2.5 | 15-20 | 45-50 | 238 | 221 | 17 | - |
| DAWN SCRAFIEL | 1 | 0-2.5 | 0-2.5 | 20-25 | 65-70 | 265 | 249 | 16 | - |
| ANDREW PIKE | 1 | 0-2.5 | 0-2.5 | 50-55 | 150-155 | 944 | 932 | 12 | - |
| IAN STIDSTON | 1 | 0-2.5 | 0-2.5 | 20-25 | 70-75 | 427 | 413 | 15 | - |
| ALISON COWIE | 1 | 0-2.5 | 0-2.5 | 20-25 | 60-65 | 284 | 275 | 9 | - |

As Non-Executive Directors do not receive pensionable remuneration, there are no entries in respect of pensions for members within both of these categories.

Staff with more than one position within the NHS (note 1)

Some staff also work for all Essex PCT's, as part of clustering arrangements. These staff are either on the payroll of West Essex, South West Essex or South East Essex PCT and their full pension entitlements have been included in the remuneration report of all organisations. Readers should be aware of this in order to avoid any 'double-count' of these entitlements.

Cash Equivalent Transfer Values

A Cash Equivalent Transfer Value (CETV) is the actuarially assessed capital value of the pension scheme benefits accrued by a member at a particular point in time. The benefits valued are the member's accrued benefits and any contingent spouse's pension payable from the scheme. A CETV is a payment made by a pension scheme or arrangement to secure pension benefits in another pension scheme or arrangement when the member leaves a scheme and chooses to transfer the benefit accrued in their former scheme. The pension figures shown relate to the benefits that the individual has accrued as a consequence of their total membership of the pension scheme, not just their service in a senior capacity to which disclosure applies.

The CETV figures and the other pension details include the value of any pension benefits in another scheme or arrangement which the individual has transferred to the NHS pension scheme. They also include any additional pension benefit accrued to the member as a result of their purchasing additional years of pension service in the scheme at their own cost. CETVs are calculated within the guidelines and framework prescribed by the Institute and Faculty of Actuaries.

Real Increase in CETV

This reflects the increase in CETV effectively funded by the employer. It takes account of the increase in accrued pension due to inflation, contributions paid by the employee (including the value of any benefits transferred from another scheme or arrangement) and uses common market valuation factors for the start and end of period.

Pay multiples disclosure

Reporting bodies are required to disclose the relationship between the remuneration of the highest paid director in their organisation and the median remuneration of the organisation's workforce.

The banded remuneration of the highest paid director in the North East Essex PCT in the financial year 2012-13 was £75,000-80,000 (2011-12, £60,000-65,000). This was 2.17 times (2011-12, 2.13 times) the median remuneration of the

workforce, which was £36,458 (2011-12, £29,379). The actual full cost of the highest paid Director across the North Essex Cluster was £155,000-160,000.

In 2012-13, 8 (2011-12, 19) employees received remuneration in excess of the highest-paid director. Remuneration above the highest paid ranged from £80,810 to £88,873 (2011-12 £62,466-£140,400). Total remuneration includes salary, non-consolidated performance-related pay, benefits-in-kind as well as severance payments. It does not include employer pension contributions and the cash equivalent transfer value of pensions.

There has been a change from the Prior year highest paid directors due to eligible senior management seconded National Commissioning Board from October 2012 to 31 March 2013.

The prior years highest paid director has been eliminated from the calculation as that director worked part year with National Commissioning Board

APPENDIX C

