



Public Health
England

Seasonal influenza vaccine uptake amongst frontline healthcare workers (HCWs) in England

Winter season 2012/13



About Public Health England

We work with national and local government, industry and the NHS to protect and improve the nation's health and support healthier choices. We address inequalities by focusing on removing barriers to good health.

We were established on 1 April 2013 to bring together public health specialists from more than 70 organisations into a single public health service.

Public Health England
133-155 Waterloo Road
Wellington House
London SE1 8UG
Tel: 020 7654 8000
<http://www.gov.uk/phe> [PHE_uk](mailto:PHE@PHE_uk)

Prepared by: Sukamal Das and Dr Richard Pebody
For queries relating to this document, please contact: Sukamal Das
Email: sukamal.das@phe.gov.uk
© Crown Copyright 2013
Published June 2013
PHE gateway number: 2013-092

Contents

| | |
|-------------------------------------------------------------------------------------------|----|
| Executive summary | 3 |
| Key Findings | 3 |
| Aims and objectives | 6 |
| Methods | 6 |
| <i>Survey form</i> | 7 |
| <i>ImmForm website</i> | 7 |
| Results | 8 |
| <i>National vaccine uptake rates</i> | 8 |
| <i>National vaccine uptake rates by staff group</i> | 8 |
| <i>Vaccine uptake rates by SHA</i> | 8 |
| <i>Vaccine uptake rates by Trust</i> | 8 |
| Discussion& Conclusion | 10 |
| References | 12 |
| Acknowledgements | 12 |
| Appendices | 13 |
| <i>Appendix A: Data Quality</i> | 13 |
| <i>Appendix B: Staff group definitions</i> | 14 |
| <i>Appendix C: Monthly data collection schedule for 2012/13</i> | 16 |
| <i>Appendix D: Seasonal influenza vaccine uptake survey form for 2012/13</i> | 16 |
| <i>Appendix E: Seasonal influenza vaccine uptake by SHA & Trust 2012/13</i> | 18 |
| <i>Appendix F: Seasonal influenza vaccine for Acute Trust table 4</i> | 37 |
| <i>Appendix F: Seasonal influenza vaccine uptake 2012/13 graphs 1, 2, 3 & 4</i> | 38 |

Executive summary

Frontline healthcare workers involved in direct patient care (HCWs) are encouraged to receive annually the trivalent seasonal influenza vaccination to protect themselves and their patients from influenza¹. To assess the uptake of influenza vaccines for the 2012/13 winter season among HCWs, a seasonal influenza vaccine uptake survey of all 398 NHS Trusts (Acute, Ambulance, Mental Health, Primary Care, Care, and Foundation Trusts) in England was undertaken. Cumulative data were collected monthly from 1 September 2012 to 31 January 2013 via the ImmForm website. Data were collected by staff groupings (doctors, qualified nurses, other professionally qualified clinical staff, and clinical support staff) from each Trust. Data were aggregated by Trust, Strategic Health Authority (SHA) and nationally. The Health Protection Agency (HPA) co-ordinated and managed the data collection on behalf of DH, and produced provisional data monthly on vaccinations up to end October, November, December and January that allowed the NHS and DH to track the progress of the programme during the 2012/13 influenza season.

This document describes and reports on the uptake of seasonal influenza vaccine amongst frontline HCWs during the 2012/13 vaccination programme in England with a focus on the results from the final February survey (cumulative vaccinations administered up to end 31 January 2013). The data reported are as submitted by Trusts and SHAs.

Key findings

Survey response

A total of 389 out of 398 Trusts (97.7%) returned data for the final January survey on cumulative 2012/13 seasonal influenza vaccine administered from 1 September 2012 to 31 January 2013. The main results were as follows:

¹National influenza vaccination programme 2012/13

www.dh.gov.uk/prod_consum_dh/groups/dh_digitalassets/@dh/@en/documents/digitalasset/dh_133963.pdf

National vaccine uptake

- **45.6%** of all frontline HCWs (from all Trusts) with direct patient care identified by Trusts were reported to have received the 2012/13 seasonal influenza vaccine in England (an increase in uptake compared with 44.6% of all frontline HCWs administered with the seasonal influenza vaccine in 2011/12)

Regional and local vaccine uptake

- Seasonal influenza vaccine uptake aggregated by SHA ranged from **37.6%** to **58.9%** with 7/10 SHAs reporting uptake of 40% or greater.
- The highest seasonal influenza vaccine uptake by Trust was **86.3%**, with 42.4% of all Trusts (169/398) achieving vaccine uptake rates of 50 % or more.
- Seasonal influenza vaccine uptake by all NHS Acute Trusts (inclusive of Ambulance Trusts) was 44.8% (391,619/872,483) compared to 49.6% amongst Primary Care Trusts (74,982/151,280).

Vaccine uptake by staff group

- Seasonal influenza vaccine uptake by different staff groupings is set out in **Table 1**.
- The highest seasonal influenza vaccine uptake in staff groups was achieved amongst GP Practice nurses across England with an uptake rate of 60.6% followed by GPs at 52.7%.

Table 1: Seasonal Influenza vaccine uptake in HCWs by Staff Group, for England 2012/13

| HCWs staff group (Direct patient care) | Seasonal Influenza doses administered in 2012/13 | | |
|-----------------------------------------------------------|--------------------------------------------------|----------------------|-----------------------|
| | Number of HCWs with direct patient care | Number vaccinated | Vaccine Uptake (%) |
| All Doctors (excluding GPs) | 112,890 | 47,879 | 42.4 |
| GPs only | 31,285 | 16,496 | 52.7 |
| All Doctors (including GPs) | 144,175 | 64,375 | 44.7 |
| Qualified Nurses (excluding GP Practice Nurses) | 348,022 | 139,425 | 40.1 |
| Qualified Nurses (GP Practice Nurses only) | 17,675 | 10,703 | 60.6 |
| All Qualified Nurses (including GP Practice Nurses) | 365,697 | 150,128 | 41.1 |
| All other professionally qualified clinical staff | 173,778 | 80,456 | 46.3 |
| Support to Clinical Staff | 282,539 | 143,391 | 50.8 |
| Support to GP staff | 57,574 | 28,251 | 49.1 |
| All HCWs with direct patient care | 1,023,763 | 466,601 | 45.6 |

Aims and objectives

The aims and objectives of the 2012/13 survey of seasonal influenza vaccine uptake by HCWs in England were:

- monitor vaccine uptake amongst HCWs to inform the management and progress of the national vaccination programme.
- allow DH, SHAs, and NHS Trusts to review national, regional, and local vaccine programme performance and identify staff groups and local/regional areas where coverage is high and to identify best practice to inform activities to increase uptake and where low to increase uptake further.
- gather epidemiological data to support the evaluation and future planning of seasonal influenza vaccinations amongst frontline HCWs.

Methods

The seasonal influenza vaccine uptake collection included all NHS Trusts², with data collected using the ImmForm website. Cumulative data were collected in four monthly surveys³ for vaccinations administered between 1 September 2012 and 31 January 2013 (inclusive). Vaccine uptake data were collected on frontline HCWs with direct patient care. This included the following staff groups: doctors, qualified nurses, other professionally qualified clinical staff, and clinical support staff. These were the same groups that were monitored in previous seasons. Staff group definitions used were identical to NHS Workforce Census definitions and are described in detail in **Appendix B**. Trusts identify frontline HCWs eligible to receive seasonal influenza vaccine (the denominator) and record all those that are vaccinated (the numerator) to calculate vaccine uptake.

Each monthly survey on the ImmForm website was open for data submission over the first eleven working days of each survey month, (with adjustments/extensions made to allow for public holidays in some weeks). The 2012/13 monthly data collection schedule with original survey deadlines is provided in **Appendix C**.

² This included Acute NHS Trust, Ambulance NHS Trust, Care Trust NHS, Care Trust PCT, Mental Health Trust, Primary Care Trust and Other Trusts

Trusts had nine working days to submit data manually onto the ImmForm website. SHAs were allocated an additional two working days allowing eleven working days to submit further data on behalf of Trusts, amend data if necessary, and validate data. SHAs also had responsibility to follow up with non-responding Trusts to obtain and ensure data were submitted. Additional follow-up was undertaken by HPA of non-responding Trusts or for data validation as required.

The data in this report are as submitted by Trusts and SHAs and have not been altered except by specific request from nominated representatives of the Trust (see Appendix A).

Survey form

Data were collected in a seasonal influenza vaccine uptake survey form (**Appendix D**) via the ImmForm website. On the form, Trusts were required to provide information on the Trust type, Trust status, and survey coverage. The form automatically calculated percentage vaccine uptake rates, and performed data validation checks to ensure only logically correct data could be submitted.

ImmForm website

One of the functions of the ImmForm website is to provide a secure platform for vaccine uptake data collection for several immunisation surveys, including this collection. It allows SHAs and Trusts to:

- view vaccine uptake rates by staff group allowing data providers to review and assess progress for their own Trust/SHA;
- compare vaccine uptake figures anonymously with other SHAs and Trusts (with Trusts being able to view their data at national, regional, and local levels) allowing data providers to compare their own performance with other organisations;
- allow SHAs to view a 'Non-Responder' report, which highlights Trusts in their region that have not yet submitted data, thus allowing follow-up.

Results

A total of 389/398 Trusts (97.7% response rate) submitted data on seasonal influenza vaccinations administered up to end 31 January 2013. A summary of the main results at national, regional, and local level are outlined below.

National vaccine uptake rates

Overall 45.6% of frontline HCWs received the seasonal influenza vaccine during the 2012/2013 season, compared with 44.6% in 2011/12, 34.7% during the 2010/11 season and 26.4% during the 2009/2010 season. Appendix E (Table3) shows national [England] seasonal influenza vaccine uptake figures for the 2012/13 season broken down by each SHA and Trust. Appendix F (Graph 2) shows percentage vaccine uptake by SHA for 2012/13.

National vaccine uptake rates by staff group

The highest seasonal influenza vaccine uptake was amongst GP Practice nurses (**60.6%**) and the lowest seasonal influenza vaccine uptake was amongst qualified nurses (excluding GP Practice nurses) (**40.1%**). Table 1 (earlier in the report) and Appendix F (Graph 3) show uptake by staff group whilst Appendix F (Graph 4) shows uptake for each survey month.

Vaccine uptake rates by SHA

Seasonal influenza vaccine uptake by SHA ranged from **37.6%** to **58.9%** with 7/10 SHAs reporting uptake of 40 % and higher (Appendix E Table 3, Appendix F Graph2).

Vaccine uptake rates by Trust

The median seasonal influenza vaccine uptake was 48.0%, with an interquartile range (IQR) of 37.2% to 58.5%. The highest seasonal influenza vaccine uptake reported by Trusts was **86.3%**.

Vaccine uptake rates by Trust type

Seasonal influenza vaccine uptake by Trust type ranged from 34.2% for Ambulance Trusts to 49.6% for Primary Care Trusts (PCTs). The uptake by Trust type compared with rates achieved in previous seasons (2010/11) shows that for the majority of Trusts, uptake increased. Seasonal influenza vaccine uptake by different Trust type is set out in Table 2. Uptake by Acute Trust (Acute trusts,

Seasonal Influenza Vaccine Uptake amongst Frontline Healthcare Workers (HCWs) in England Winter season 2012/13

Mental Health Trusts, Care Trusts, other NHS Trusts) *only* compared with previous survey years is shown in Appendix F Table 4 and Graph 1.

Table 2: Seasonal Influenza vaccine uptake in frontline HCWs by Trust type, for England 2012/13 and compared with all years till 2009/10 season

| Trust Type | Seasonal Influenza Vaccinations in healthcare Workers with direct patient care (HCWs) All Trusts comparison for season 2009/10 to 2012/13 | | | | | | | | | | | |
|----------------------|----------------------------------------------------------------------------------------------------------------------------------------------|-------------------|--------------------|---------------------------------------------------------------------------------------------|-------------------|--------------------|---------------------------------------------------------------------------------------------|-------------------|--------------------|---------------------------------------------------------------------------------------------|-------------------|--------------------|
| | 2009/10 Seasonal Influenza vaccine uptake; doses given since 1 September 2009 (Week 13 data to end 04/04/10) | | | 2010/11 Seasonal Influenza vaccine uptake (final cumulative data from 01/09/10 to 28/02/11) | | | 2011/12 Seasonal Influenza vaccine uptake (final cumulative data from 01/09/11 to 31/01/12) | | | 2012/13 Seasonal Influenza vaccine uptake (final cumulative data from 01/09/11 to 31/01/12) | | |
| | No. of HCWs with Direct Patient Care | Number vaccinated | Vaccine Uptake (%) | No. of HCWs with Direct Patient Care | Number vaccinated | Vaccine Uptake (%) | No. of HCWs with Direct Patient Care | Number vaccinated | Vaccine Uptake (%) | No. of HCWs with Direct Patient Care | Number vaccinated | Vaccine Uptake (%) |
| Acute NHS Trust | 536,608 | 162,272 | 30.2% | 574,913 | 227,114 | 39.5% | 837,868 | 373,540 | 44.6% | 841,105 | 380,898 | 45.3% |
| Ambulance NHS Trust | 30,397 | 9,831 | 32.3% | 32,326 | 7,993 | 24.7% | 30,405 | 8,940 | 29.4% | 31,378 | 10,721 | 34.2% |
| Primary Care Trust | 437,639 | 93,552 | 21.4% | 427,980 | 123,973 | 29.0% | 155,406 | 74,062 | 47.7% | 151,280 | 74,982 | 49.6% |
| Total Number of HCWs | 1,004,644 | 265,655 | 26.4% | 1,035,219 | 359,080 | 34.7% | 1,023,679 | 456,542 | 44.6% | 1,023,763 | 466,601 | 45.6% |

*Note: Acute trusts figures consist of Acute trusts, Mental Health Trusts, Care Trusts, other NHS Trusts

Discussion and conclusions

The 2012/13 Influenza season has seen the highest recorded uptake of seasonal influenza vaccine amongst (HCWs) in England since the programme began in 2001/02. In the previous season, uptake of seasonal influenza vaccine amongst HCWs reached 44.6%. In the 2012/13 season, there has been a slight improvement in vaccine uptake to 45.6%. Despite these improvements, the data still indicate that over half of HCWs, (approximately 577,162) did not receive influenza vaccine this season. It is important to note the wide variation in vaccine uptake by NHS trust with a small number of Trusts achieving uptake levels in excess of 75%. It is important to understand what strategies such Trusts employ to deliver their programme.

UK studies have shown that the seasonal influenza vaccination lowers the risk of influenza infection^{4,5} and, when healthcare workers are vaccinated, lowers rates of influenza-like illness, hospitalisation, and mortality in vulnerable patients in long-term healthcare settings.^{6,7,8}

The Health and Social Care Act 2008, Code of Practice on the prevention and control of infections and related guidance emphasises the need to ensure, so far as is reasonably practicable, that care workers are free of and are protected from exposure to infections that can be caught at work and that all staff are suitably educated in the prevention and control of infection associated with the provision of health and social care. Registered providers should ensure that policies and procedures are in place in relation to the prevention and control of infection such that: all staff can access occupational health services or access appropriate occupational health advice; occupational health policies on the prevention and management of communicable infections in care workers are in place; decisions on offering immunisation should be made on the basis of a local risk assessment as described in Immunisation against infectious disease ('The Green Book'); employers should make vaccines available free of charge to employees if a risk assessment indicates that it is needed

⁴ Fleming *et al.* (1995) Study of the effectiveness of influenza vaccination in the elderly in the epidemic of 1989/90 using a general practice database. *Epidemiol Infect* **115**: 581–9.

⁵ Fleming *et al.* (2010) Estimating influenza vaccine effectiveness using routinely collected laboratory data. *J. Epidemiol. Community Health*. **64**: 1062-1067.

⁶ Potter *et al.* (1997) The influenza vaccination of healthcare workers in long-term-care hospitals reduces the mortality of elderly patients. *Journal of Infectious Diseases* **175**:1-6

⁷ Carman *et al.* (2000) Effects of influenza vaccination of healthcare workers on mortality of elderly people in long term care: a randomised control trial. *The Lancet*, **355**:93-7.

⁸ Hayward *et al.* (2006). Effectiveness of an influenza vaccine programme for care home staff to prevent death, morbidity, and health service use among residents: cluster randomised controlled trial. *British Medical Journal*, 333:1241-1247.

⁹ Equity and excellence: Liberating the NHS (2010), [online] , available at: www.dh.gov.uk/en/Publicationsandstatistics/Publications/PublicationsPolicyAndGuidance/DH_117353 [Accessed 2 April 2012]

(COSHH Regulations 2002); and there is a record of relevant immunisations;. Further information on the Code of Practice can be found on the DH website from the following link:

www.dh.gov.uk/prod_consum_dh/groups/dh_digitalassets/documents/digitalasset/dh_123923.pdf

NHS Employers has continued to run a national seasonal influenza vaccination campaign aimed at frontline healthcare workers within the NHS. New resources were produced for the 2012/13 season, including posters featuring real NHS staff with the message 'flu kills'. Case studies were produced with trusts showcasing best practice and improved uptake figures, and letters were sent to specific staff groups from the Department of Health, with support from the respective regulatory body. NHS Employers provides support and advice to NHS staff running local vaccination campaigns through a dedicated email account, telephone hotline and increased social media engagement with NHS staff. The flu fighter programme has been successfully embedded into the NHS and is recognised as a staff health and wellbeing campaign. In 2013/14, NHS Employers plans to continue to refine flu fighter campaign materials to reflect the needs of NHS staff, and work specifically with low performing groups to improve uptake. Further information about the campaign and support for trusts can be found on the NHS Employers website <http://www.nhsemployers.org/flu>

The 2012/13 survey saw significant challenges in collecting data for the seasonal influenza survey for frontline healthcare workers due to NHS reorganisation and the move to disband PCTs by April 2013⁹. This has resulted in staff movement from PCTs to other or newly formed Trusts as well as PCTs reorganising to NHS Community Trusts, which continue to perform previous PCT functions.

Despite efforts by HPA and all the participating NHS Trust in data provision, data validation has been needed to ensure and minimise double counting by related organisations (See Annex A). This will continue to pose a challenge in reporting data for the seasonal influenza survey for HCWs until completion of the NHS reorganisation process by April 2013. Additional guidelines and a GP Tool user guide will be developed for the 2013/14 season to ensure effective participation, reporting and submission of data for future seasonal influenza surveys for healthcare workers.

Increasing seasonal influenza vaccine uptake amongst HCWs remains important to lower the risk of infection to HCWs (who may be at increased risk of exposure to influenza compared with the general population), their patients, and their families.

References

- Clinical information on H1N1v and seasonal influenza vaccination is provided within the DH Green Book accessible from:
webarchive.nationalarchives.gov.uk/20130107105354/http://www.dh.gov.uk/prod_consum_dh/groups/dh_digitalassets/documents/digitalasset/dh_116622.pdf
- Seasonal influenza vaccine uptake amongst frontline healthcare workers (HCWs) in England Winter season 2011/12
http://media.dh.gov.uk/network/211/files/2012/06/FluVaccine-Uptake_HCWs_acc2.pdf
- Seasonal influenza vaccine uptake data from past surveys are available to view and download from the DH website at the following link:
webarchive.nationalarchives.gov.uk/+www.dh.gov.uk/en/Publichealth/Immunisation/Keyvaccineinformation/DH_104070

Acknowledgements

The authors would like to thank everyone that contributed to the data collection, specifically:

- Staff who participated in and supported the HCWs seasonal influenza vaccine uptake collection, principally Trust and SHA data providers in England.
- Robyn Palmer and Jessica Barlow from NHS Employers for their contribution in this report.
- PHE colleagues for their contribution in this report, namely Dr Tom Barlow, Principal Scientist, Andrew Earnshaw, Senior Scientific Officer, Immunisation Branch and Odette Eugenio and Peter Gates Project Management Team (Immform), ImmForm Team and the ImmForm Support Team.

Appendices (Data referenced in this report)

Appendix A: Data Quality

All the data to calculate vaccine uptake were entered manually directly onto the ImmForm website by Trusts. All Trusts were asked to submit cumulative data monthly over four months. As none of these data were extracted from information systems there is always going to be the possibility of human error or misinterpretation. The ImmForm survey form has basic automated validation checks to ensure logical consistency. For example, that the sum of the figures for individual staff group match the total for all frontline HCWs, and that the number vaccinated must be less than or equal to the number of reported frontline HCWs. As part of an exercise to improve data quality and remove input errors, the submitted data were then manually checked and validated through two processes.

Data validation checks were performed by comparing previous seasonal influenza vaccine uptake data with that from the 2012/13 survey and through communication with Trusts individually. A consistency check was performed by comparing the data collected for this report with data from the previous collection. However, it should be noted that this comparison of Trust denominators was carried out against a backdrop of some NHS restructuring ahead of planned NHS reforms. That process may have led to some variations between the numbers of HCWs employed by Trusts, when compared with previous years. To reduce multiple counting and determine true uptake rate many Trusts were also asked to revisit and sign off their data once the campaign had closed.

All data were supplied by the Trusts nominated Influenza coordinator or HCW vaccination data providers. The data were not changed or amended by the Health Protection Agency unless requested by the Trust's nominated data provider.

Appendix B: Staff group definitions

Please note GPs and GP practice nurses are separated further within the dataset on the ImmForm website – see the dataset at Annex B.

| Data Item | Definitions of staff groups |
|----------------------------------------------------------------------------------------------------------------------------------------------------------------------------------------------------------------------------------------------------------------------------------------------------------------------------------------------|---------------------------------------------------------------------------------------------------------------------------------------------------------------------------------------------------------------------------------------------------------------------------------------------------------------------------------------------------------------------------------------------------------------------------------------------------------------------------------------------------------------------------------------------------------------------------------------------------------------------------------------------------------------------------------------------------------------------------------------------------------------------------------------------------------------------------------------------------------------------------------------------------------------------------------------------------------------------------------------------------------------------------------------------------------------------------------------------------------------------------------------------------------------------------------------------------------------------------------------------------------------------------------------------------------------------------------------------------------------------------------------------------------------------------------------------------------------------------------------------------------------|
| | Professionally Qualified Clinical Staff - <i>consisting of all professional staff with direct patient care.</i> |
| All doctors | All doctors – consists of all doctors and dentists working in hospital and the community and GPs (excluding retainers). The figures include all grades of hospital, community and public health doctor or dentist (consultant, registrars, senior house officers, foundation years 1 & 2 staff, staff grades, associate specialists, clinical assistants and hospital practitioners). |
| Qualified Nurses | Qualified nurses including practice nurses – consists of qualified nursing, midwifery and health visiting staff, working in the hospital and community services and general practice. These nurses have at least first level registration. Includes nurse consultants, nurse managers and bank nurses. |
| All other professionally qualified clinical staff This comprises of:- <ul style="list-style-type: none"> • Qualified scientific, therapeutic & technical staff (ST&T), • Qualified allied health professionals (AHPs) • Other qualified ST&T • Qualified ambulance staff | <p>Qualified scientific, therapeutic & technical staff (ST&T) – qualified health professionals (includes consultant therapists, ST&T managers and healthcare scientists).</p> <p>These staff work alongside doctors, nurses and other health professionals and are categorised into the following two groups:</p> <p>Qualified AHPs – qualified allied health professionals (AHPs) are the following staff:</p> <ul style="list-style-type: none"> - Chiropodists/podiatrists - Dieticians - Occupational therapists - Orthopaedists - Physiotherapists - Radiographers - Art/music/drama therapists - Speech & language therapists <p>In primary care, AHPs work in teams with GPs, nurses and other professionals, such as social workers, to provide quick and effective care for patients without the need for them to go into hospital.</p> <p>Other qualified ST&T – other qualified health professionals including healthcare scientists and pharmacists. These are other staff working in key professional roles.</p> <p>Qualified ambulance staff – ambulance paramedics, technicians, emergency care practitioners and ambulance service managers, but does not include ambulance trainees. From 2006, ambulance staff are collected under more detailed occupation codes which can't be applied to previous years. Therefore there will be comparability issues.</p> |

Seasonal Influenza Vaccine Uptake amongst Frontline Healthcare Workers (HCWs) in England Winter season 2012/13

Data Item

Definitions of staff groups

Support to Clinical Staff - *Staff working in direct support of clinical staff, often with direct patient care, who free up clinical staff and allow them more time to treat patients*

Support to Clinical Staff

This comprises of:-

- Support to doctors & nurses
- Support to ST&T staff
- Support to ambulance staff

Support to doctors & nurses – nursing assistants/auxiliaries, nursery nurses, health care assistants and support staff in nursing areas. Also includes clerical & administrative staff and maintenance & works staff working specifically in clinical areas, for example medical secretaries and medical records officers. They also include all support workers and healthcare assistants in central functions, as these are mainly general porters involved in moving patients around the hospital.

Support to ST&T staff – ST&T trainees and helper/assistants. Also includes healthcare assistants, support workers, clerical & administrative staff and maintenance & works staff specifically identified as supporting ST&T staff.

Support to ambulance staff – ambulance personnel, trainee ambulance technicians as well as healthcare assistants, support workers, clerical & administrative staff and maintenance & works staff specifically identified as supporting the ambulance service.

NHS Infrastructure Support - *Staff directly involved in the day-to-day running of the organisation and its infrastructure*

N/A – not relevant to this data collection as these groups not involved in direct patient care

Central functions – includes clerical & administrative staff working in central functions. The group includes areas such as personnel, finance, IT, legal services, library services, health education and general management support services.

Hotel, property and estates – includes clerical & administrative staff and maintenance and works staff working in areas such as laundry, catering, domestic services and gardens. This group includes caretakers and labourers.

Managers and senior managers – staff with overall responsibility for budgets, manpower or assets, or accountable for a significant area of work. Senior managers include staff at executive level and those who report directly to the board. These staff are essential to the smooth running of hospitals, Trusts and Strategic Health Authorities. This excludes nursing, ST&T and ambulance managers in posts requiring specific clinical qualifications.

Support to GP staff - *Staff working in direct support of GPs*

Support to GP staff

GP practice staff – includes a variety of staff who work in practices. These include physiotherapists, occupational therapists, receptionists and practice managers. However, practice nurses are included as qualified nurses within professionally qualified clinical staff instead.

Appendix C: Monthly data collection schedule for 2012/13

The table below provides monthly data collection dates for Trusts and SHAs for the 2012/13 programme.

| All Trusts to provide data covering cumulative vaccinations given up to end of month | All Trusts to <u>submit data</u> between the following dates | SHA Survey end date |
|--------------------------------------------------------------------------------------|--------------------------------------------------------------|---------------------|
| October | 1 November 2012 to 9 November 2012 | 13 November 2012 |
| November | 3 December 2012 to 11 December 2012 | 13 December 2012 |
| December | 2 January 2013 to 14 January 2013 | 16 January 2013 |
| January | 1 February 2013 to 11 February 2013 | 13 February 2013 |

Appendix D: Seasonal influenza vaccine uptake survey form for 2012/13

Section 1

| | |
|--------------------------------------------------------|-------------------------------------------|
| 1) What Trust Type are you (please select) | |
| Acute NHS Trust | <input type="text"/> |
| Mental Health NHS Trust | <input type="text"/> |
| Ambulance NHS Trust | <input type="text"/> |
| Other NHS Trust | <input type="text"/> |
| Primary Care Trust (PCT) | <input type="text"/> |
| Care Trust (NHS Trust based) | <input type="text"/> |
| Care Trust (PCT Based) | <input type="text"/> |
| 2) Foundation Trust Status (please select) | |
| Foundation Trust? | <input type="text"/> |
| Non-Foundation Trust? | <input type="text"/> |
| 3) For Trusts with Hospitals Only | |
| How many hospitals are there in this Trust? | <input type="text"/> |
| Of the hospitals in the Trust, how many provided data? | <input type="text"/> |
| 4) Total Number of Health Care Workers | |
| Number of HCWs involved with Direct Patient Care | <input type="text"/> |
| Number of HCWs NOT involved with Direct Patient Care | <input type="text"/> |
| Total Number of HCWs (calculated by system) | <input type="text" value="Sum of above"/> |

Seasonal Influenza Vaccine Uptake amongst Frontline Healthcare Workers (HCWs) in England Winter season 2012/13

Section 2

5. Number of Health Care Workers and Number Vaccinated by Occupation

| | (A) Number of HCWs involved in direct patient care on day of data extraction | (B) Number in (A) vaccinated since 1st Sept 2011 | (C) % in (A) vaccinated since 1st Sept 2011 |
|-------------------------------------------------------------------------------|------------------------------------------------------------------------------------------------|-----------------------------------------------------------------|------------------------------------------------------|
| Occupation | | | |
| All Doctors (excluding GPs) | | | Col B / Col A *100 |
| GPs only | | | |
| Qualified Nurses, midwives and health visitors (excluding GP Practice Nurses) | | | Col B / Col A *100 |
| Qualified Nurses, midwives and health visitors (GP Practice Nurses only) | | | Col B / Col A *100 |
| All other professionally qualified clinical staff, which comprises of:- | | | |
| • Qualified scientific, therapeutic & technical staff (ST&T), | | | |
| • Qualified allied health professionals (AHPs) | | | |
| • Other qualified ST&T | | | |
| • Qualified ambulance staff | | | Col B / Col A *100 |
| Support to Clinical Staff, which comprises of:- | | | |
| • Support to doctors (excluding GPs) & nurses | | | |
| • Support to ST&T staff | | | |
| • Support to ambulance staff | | | Col B / Col A *100 |
| Support to GP staff | | | Col B / Col A *100 |
| Total (calculated by system) | Sum of above* | Sum of above | Col B / Col A *100 |

Appendix E: TABLE 3: Seasonal influenza national vaccine uptake 2012/2013 data by SHA and TRUST

* The table below shows national vaccine uptake of seasonal influenza vaccine administered to HCWs by SHA and Trust up to 31 January 2013

| Org Code | Org Name | All HCWs involved in direct patient care | | | All Doctors (including GPs) | | | All Qualified Nurses (including GP Practice Nurses) | | | All other professionally qualified clinical staff | | | All Support Staff | | |
|----------|--------------------------------------------------------|------------------------------------------|-------------|------|---------------------------------------|-------------|------|-----------------------------------------------------|-------------|------|---------------------------------------------------|-------------|------|---------------------------------------|-------------|------|
| | | No. involved with Direct Patient Care | Doses given | | No. involved with Direct Patient Care | Doses given | | No. involved with Direct Patient Care | Doses given | | No. involved with Direct Patient Care | Doses given | | No. involved with Direct Patient Care | Doses given | |
| | | | | | | | | | | | | | | | | |
| | | | No. | % | | No. | % | | No. | % | | No. | % | | No. | % |
| | | | | | | | | | | | | | | | | |
| | England | 1023763 | 466601 | 45.6 | 144175 | 64375 | 44.7 | 365697 | 150128 | 41.1 | 173778 | 80456 | 46.3 | 57574 | 28251 | 49.1 |
| | | | | | | | | | | | | | | | | |
| Q30 | North East SHA | 55734 | 29412 | 52.8 | 5235 | 3421 | 65.3 | 22529 | 10818 | 48.0 | 7575 | 3847 | 50.8 | 20395 | 11326 | 55.5 |
| | | | | | | | | | | | | | | | | |
| 5D7 | NEWCASTLE PCT | 69 | 39 | 56.5 | 17 | 8 | 47.1 | 14 | 8 | 57.1 | 2 | 1 | 50.0 | 36 | 22 | 61.1 |
| 5D8 | NORTH TYNESIDE PCT | 23 | 13 | 56.5 | 9 | 8 | 88.9 | 4 | 2 | 50.0 | 0 | 0 | 0.0 | 10 | 3 | 30.0 |
| 5D9 | HARTLEPOOL PCT | 45 | 29 | 64.4 | 14 | 10 | 71.4 | 12 | 7 | 58.3 | 0 | 0 | 0.0 | 19 | 12 | 63.2 |
| 5E1 | STOCKTON-ON-TEES TEACHING PCT | 173 | 98 | 56.7 | 53 | 28 | 52.8 | 40 | 27 | 67.5 | 0 | 0 | 0.0 | 80 | 43 | 53.8 |
| 5J9 | DARLINGTON PCT | 1 | 0 | 0.0 | 0 | 0 | 0.0 | 0 | 0 | 0.0 | 0 | 0 | 0.0 | 1 | 0 | 0.0 |
| 5KF | GATESHEAD PCT | 157 | 94 | 59.9 | 56 | 32 | 57.1 | 27 | 16 | 59.3 | 6 | 5 | 83.3 | 68 | 41 | 60.3 |
| 5KG | SOUTH TYNESIDE PCT | 178 | 111 | 62.4 | 41 | 23 | 56.1 | 21 | 19 | 90.5 | 24 | 20 | 83.3 | 92 | 49 | 53.3 |
| 5KL | SUNDERLAND TEACHING PCT | 247 | 154 | 62.4 | 82 | 46 | 56.1 | 47 | 36 | 76.6 | 7 | 3 | 42.9 | 111 | 69 | 62.2 |
| 5KM | MIDDLESBROUGH PCT | 242 | 133 | 55.0 | 77 | 44 | 57.1 | 49 | 26 | 53.1 | 0 | 0 | 0.0 | 116 | 63 | 54.3 |
| 5ND | COUNTY DURHAM PCT | 105 | 59 | 56.2 | 32 | 21 | 65.6 | 23 | 13 | 56.5 | 4 | 2 | 50.0 | 46 | 23 | 50.0 |
| 5QR | REDCAR AND CLEVELAND PCT | 248 | 107 | 43.2 | 73 | 31 | 42.5 | 57 | 27 | 47.4 | 0 | 0 | 0.0 | 118 | 49 | 41.5 |
| RE9 | SOUTH TYNESIDE NHS FOUNDATION TRUST | 3908 | 2435 | 62.3 | 239 | 148 | 61.9 | 1831 | 1006 | 54.9 | 500 | 324 | 64.8 | 1338 | 957 | 71.5 |
| RLN | CITY HOSPITALS SUNDERLAND NHS FOUNDATION TRUST | 4008 | 2585 | 64.5 | 418 | 308 | 73.7 | 1623 | 805 | 49.6 | 612 | 323 | 52.8 | 1355 | 1149 | 84.8 |
| RR7 | GATESHEAD HEALTH NHS FOUNDATION TRUST | 2922 | 1341 | 45.9 | 281 | 170 | 60.5 | 990 | 445 | 45.0 | 391 | 192 | 49.1 | 1260 | 534 | 42.4 |
| RTD | THE NEWCASTLE UPON TYNE HOSPITALS NHS FOUNDATION TRUST | 8007 | 4613 | 57.6 | 933 | 743 | 79.6 | 4149 | 2325 | 56.0 | 1038 | 598 | 57.6 | 1887 | 947 | 50.2 |

Seasonal Influenza Vaccine Uptake amongst Frontline Healthcare Workers (HCWs) in England Winter season 2012/13

| Org Code | Org Name | All HCWs involved in direct patient care | | | All Doctors (including GPs) | | | All Qualified Nurses (including GP Practice Nurses) | | | All other professionally qualified clinical staff | | | All Support Staff | | |
|----------|----------------------------------------------------|------------------------------------------|-------------|------|---------------------------------------|-------------|-------|-----------------------------------------------------|-------------|------|---------------------------------------------------|-------------|-------|---------------------------------------|-------------|------|
| | | No. involved with Direct Patient Care | Doses given | | No. involved with Direct Patient Care | Doses given | | No. involved with Direct Patient Care | Doses given | | No. involved with Direct Patient Care | Doses given | | No. involved with Direct Patient Care | Doses given | |
| | | | No. | % | | No. | % | | No. | % | | No. | % | | No. | % |
| | | | | | | | | | | | | | | | | |
| RTF | NORTHUMBRIA HEALTHCARE NHS FOUNDATION TRUST | 6042 | 2899 | 48.0 | 525 | 305 | 58.1 | 2663 | 918 | 34.5 | 742 | 531 | 71.6 | 2112 | 1145 | 54.2 |
| RTR | SOUTH TEES HOSPITALS NHS FOUNDATION TRUST | 7715 | 4986 | 64.6 | 671 | 573 | 85.4 | 2815 | 1649 | 58.6 | 1060 | 650 | 61.3 | 3169 | 2114 | 66.7 |
| RVW | NORTH TEES AND HARTLEPOOL NHS FOUNDATION TRUST | 4515 | 2433 | 53.9 | 472 | 282 | 59.8 | 1551 | 811 | 52.3 | 429 | 258 | 60.1 | 2063 | 1082 | 52.4 |
| RX3 | TEES, ESK AND WEAR VALLEYS NHS FOUNDATION TRUST | 4585 | 1812 | 39.5 | 265 | 142 | 53.6 | 1988 | 761 | 38.3 | 589 | 231 | 39.2 | 1743 | 678 | 38.9 |
| RX4 | NORTHUMBERLAND, TYNE AND WEAR NHS FOUNDATION TRUST | 4361 | 2133 | 48.9 | 241 | 159 | 66.0 | 1777 | 814 | 45.8 | 565 | 243 | 43.0 | 1778 | 917 | 51.6 |
| RX6 | NORTH EAST AMBULANCE SERVICE NHS FOUNDATION TRUST | 1877 | 643 | 34.3 | 1 | 1 | 100.0 | 3 | 2 | 66.7 | 731 | 186 | 25.4 | 1142 | 454 | 39.8 |
| RXP | COUNTY DURHAM AND DARLINGTON NHS FOUNDATION TRUST | 6225 | 2651 | 42.6 | 712 | 324 | 45.5 | 2832 | 1096 | 38.7 | 868 | 278 | 32.0 | 1813 | 953 | 52.6 |
| TAC | NORTHUMBERLAND CARE TRUST | 81 | 44 | 54.3 | 23 | 15 | 65.2 | 13 | 5 | 38.5 | 7 | 2 | 28.6 | 38 | 22 | 57.9 |
| | | | | | | | | | | | | | | | | |
| Q31 | North West SHA | 158822 | 93557 | 58.9 | 18049 | 10659 | 59.1 | 57325 | 31943 | 55.7 | 27004 | 15920 | 59.0 | 56444 | 35035 | 62.1 |
| | | | | | | | | | | | | | | | | |
| 5F5 | SALFORD PCT | 540 | 327 | 60.6 | 140 | 60 | 42.9 | 113 | 77 | 68.1 | 0 | 0 | 0.0 | 287 | 190 | 66.2 |
| 5F7 | STOCKPORT PCT | 764 | 567 | 74.2 | 219 | 160 | 73.1 | 101 | 67 | 66.3 | 0 | 0 | 0.0 | 444 | 340 | 76.6 |
| 5HG | ASHTON, LEIGH AND WIGAN PCT | 1189 | 493 | 41.5 | 302 | 122 | 40.4 | 115 | 44 | 38.3 | 125 | 105 | 84.0 | 647 | 222 | 34.3 |
| 5HP | BLACKPOOL PCT | 559 | 315 | 56.4 | 115 | 65 | 56.5 | 95 | 58 | 61.1 | 27 | 15 | 55.6 | 322 | 177 | 55.0 |
| 5HQ | BOLTON PCT | 951 | 403 | 42.4 | 236 | 124 | 52.5 | 122 | 89 | 73.0 | 0 | 0 | 0.0 | 593 | 190 | 32.0 |
| 5J2 | WARRINGTON PCT | 31 | 21 | 67.7 | 5 | 4 | 80.0 | 9 | 7 | 77.8 | 12 | 8 | 66.7 | 5 | 2 | 40.0 |
| 5J4 | KNOWSLEY PCT | 363 | 165 | 45.5 | 102 | 42 | 41.2 | 40 | 22 | 55.0 | 6 | 5 | 83.3 | 215 | 96 | 44.7 |
| 5J5 | OLDHAM PCT | 684 | 372 | 54.4 | 167 | 83 | 49.7 | 90 | 60 | 66.7 | 0 | 0 | 0.0 | 427 | 229 | 53.6 |
| 5JX | BURY PCT | 503 | 291 | 57.9 | 140 | 79 | 56.4 | 76 | 54 | 71.1 | 0 | 0 | 0.0 | 287 | 158 | 55.1 |
| 5LH | TAMESIDE AND GLOSSOP PCT | 587 | 367 | 62.5 | 132 | 88 | 66.7 | 70 | 53 | 75.7 | 0 | 0 | 0.0 | 385 | 226 | 58.7 |
| 5NE | CUMBRIA TEACHING PCT | 1330 | 849 | 63.8 | 417 | 258 | 61.9 | 260 | 187 | 71.9 | 113 | 68 | 60.2 | 540 | 336 | 62.2 |
| 5NF | NORTH LANCASHIRE TEACHING PCT | 994 | 536 | 53.9 | 240 | 139 | 57.9 | 155 | 106 | 68.4 | 8 | 8 | 100.0 | 591 | 283 | 47.9 |
| 5NG | CENTRAL LANCASHIRE PCT | 1249 | 678 | 54.3 | 306 | 164 | 53.6 | 201 | 131 | 65.2 | 0 | 0 | 0.0 | 742 | 383 | 51.6 |
| 5NH | EAST LANCASHIRE TEACHING PCT | 575 | 318 | 55.3 | 238 | 88 | 37.0 | 65 | 60 | 92.3 | 26 | 12 | 46.2 | 246 | 158 | 64.2 |

Seasonal Influenza Vaccine Uptake amongst Frontline Healthcare Workers (HCWs) in England Winter season 2012/13

| Org Code | Org Name | All HCWs involved in direct patient care | | | All Doctors (including GPs) | | | All Qualified Nurses (including GP Practice Nurses) | | | All other professionally qualified clinical staff | | | All Support Staff | | |
|----------|--------------------------------------------------------------|------------------------------------------|-------------|------|---------------------------------------|-------------|------|-----------------------------------------------------|-------------|------|---------------------------------------------------|-------------|------|---------------------------------------|-------------|-------|
| | | No. involved with Direct Patient Care | Doses given | | No. involved with Direct Patient Care | Doses given | | No. involved with Direct Patient Care | Doses given | | No. involved with Direct Patient Care | Doses given | | No. involved with Direct Patient Care | Doses given | |
| | | | No. | % | | No. | % | | No. | % | | No. | % | | No. | % |
| | | | | | | | | | | | | | | | | |
| 5NJ | SEFTON PCT | 626 | 368 | 58.8 | 162 | 97 | 59.9 | 74 | 46 | 62.2 | 21 | 12 | 57.1 | 369 | 213 | 57.7 |
| 5NK | WIRRAL PCT | 938 | 510 | 54.4 | 244 | 142 | 58.2 | 151 | 98 | 64.9 | 0 | 0 | 0.0 | 543 | 270 | 49.7 |
| 5NL | LIVERPOOL PCT | 1241 | 625 | 50.4 | 364 | 175 | 48.1 | 145 | 85 | 58.6 | 16 | 12 | 75.0 | 716 | 353 | 49.3 |
| 5NM | HALTON AND ST HELENS PCT | 798 | 461 | 57.8 | 195 | 109 | 55.9 | 93 | 59 | 63.4 | 17 | 11 | 64.7 | 493 | 282 | 57.2 |
| 5NN | WESTERN CHESHIRE PCT | 364 | 230 | 63.2 | 210 | 119 | 56.7 | 108 | 77 | 71.3 | 0 | 0 | 0.0 | 46 | 34 | 73.9 |
| 5NP | CENTRAL AND EASTERN CHESHIRE PCT | 1345 | 848 | 63.1 | 358 | 231 | 64.5 | 213 | 120 | 56.3 | 0 | 0 | 0.0 | 774 | 497 | 64.2 |
| 5NQ | HEYWOOD, MIDDLETON AND ROCHDALE PCT | 683 | 442 | 64.7 | 141 | 100 | 70.9 | 74 | 55 | 74.3 | 89 | 53 | 59.6 | 379 | 234 | 61.7 |
| 5NR | TRAFFORD PCT | 757 | 327 | 43.2 | 16 | 10 | 62.5 | 314 | 146 | 46.5 | 276 | 85 | 30.8 | 151 | 86 | 57.0 |
| 5NT | MANCHESTER PCT | 1057 | 619 | 58.6 | 324 | 197 | 60.8 | 118 | 66 | 55.9 | 0 | 0 | 0.0 | 615 | 356 | 57.9 |
| RBL | WIRRAL UNIVERSITY TEACHING HOSPITAL NHS FOUNDATION TRUST | 5014 | 2857 | 57.0 | 523 | 380 | 72.7 | 1735 | 958 | 55.2 | 644 | 368 | 57.1 | 2112 | 1151 | 54.5 |
| RBN | ST HELENS AND KNOWSLEY HOSPITALS NHS TRUST | 3532 | 2652 | 75.1 | 493 | 357 | 72.4 | 1331 | 897 | 67.4 | 243 | 211 | 86.8 | 1465 | 1187 | 81.0 |
| RBQ | LIVERPOOL HEART AND CHEST NHS FOUNDATION TRUST | 1165 | 719 | 61.7 | 95 | 71 | 74.7 | 518 | 324 | 62.6 | 206 | 130 | 63.1 | 346 | 194 | 56.1 |
| RBS | ALDER HEY CHILDREN'S NHS FOUNDATION TRUST | 1831 | 1216 | 66.4 | 308 | 221 | 71.8 | 889 | 622 | 70.0 | 373 | 206 | 55.2 | 261 | 167 | 64.0 |
| RBT | MID CHESHIRE HOSPITALS NHS FOUNDATION TRUST | 2917 | 1748 | 59.9 | 316 | 197 | 62.3 | 1008 | 669 | 66.4 | 314 | 192 | 61.2 | 1279 | 690 | 53.9 |
| RBV | THE CHRISTIE NHS FOUNDATION TRUST | 1252 | 1002 | 80.0 | 144 | 123 | 85.4 | 462 | 372 | 80.5 | 313 | 271 | 86.6 | 333 | 236 | 70.9 |
| REM | AINTREE UNIVERSITY HOSPITAL NHS FOUNDATION TRUST | 3733 | 2582 | 69.2 | 426 | 348 | 81.7 | 1122 | 691 | 61.6 | 687 | 420 | 61.1 | 1498 | 1123 | 75.0 |
| REN | THE CLATTERBRIDGE CANCER CENTRE NHS FOUNDATION TRUST | 660 | 464 | 70.3 | 65 | 41 | 63.1 | 198 | 94 | 47.5 | 220 | 179 | 81.4 | 177 | 150 | 84.7 |
| REP | LIVERPOOL WOMEN'S NHS FOUNDATION TRUST | 1071 | 583 | 54.4 | 72 | 54 | 75.0 | 657 | 341 | 51.9 | 89 | 42 | 47.2 | 253 | 146 | 57.7 |
| RET | THE WALTON CENTRE NHS FOUNDATION TRUST | 812 | 668 | 82.3 | 127 | 110 | 86.6 | 366 | 264 | 72.1 | 121 | 96 | 79.3 | 198 | 198 | 100.0 |
| RJN | EAST CHESHIRE NHS TRUST | 3190 | 2273 | 71.3 | 243 | 202 | 83.1 | 1298 | 1038 | 80.0 | 563 | 351 | 62.3 | 1086 | 682 | 62.8 |
| RJR | COUNTRESS OF CHESTER HOSPITAL NHS FOUNDATION TRUST | 3582 | 2522 | 70.4 | 211 | 207 | 98.1 | 1014 | 704 | 69.4 | 1154 | 827 | 71.7 | 1203 | 784 | 65.2 |
| RJX | CALDERSTONES PARTNERSHIP NHS FOUNDATION TRUST | 1138 | 420 | 36.9 | 17 | 12 | 70.6 | 237 | 123 | 51.9 | 63 | 40 | 63.5 | 821 | 245 | 29.8 |
| RM2 | UNIVERSITY HOSPITAL OF SOUTH MANCHESTER NHS FOUNDATION TRUST | 4685 | 3567 | 76.1 | 472 | 325 | 68.9 | 2132 | 1289 | 60.5 | 746 | 623 | 83.5 | 1335 | 1330 | 99.6 |
| RM3 | SALFORD ROYAL NHS FOUNDATION TRUST | 4692 | 3026 | 64.5 | 533 | 233 | 43.7 | 1859 | 1031 | 55.5 | 595 | 442 | 74.3 | 1705 | 1320 | 77.4 |

Seasonal Influenza Vaccine Uptake amongst Frontline Healthcare Workers (HCWs) in England Winter season 2012/13

| Org Code | Org Name | All HCWs involved in direct patient care | | | All Doctors (including GPs) | | | All Qualified Nurses (including GP Practice Nurses) | | | All other professionally qualified clinical staff | | | All Support Staff | | |
|----------|---------------------------------------------------------------|------------------------------------------|-------------|------|---------------------------------------|-------------|------|-----------------------------------------------------|-------------|------|---------------------------------------------------|-------------|------|---------------------------------------|-------------|------|
| | | No. involved with Direct Patient Care | Doses given | | No. involved with Direct Patient Care | Doses given | | No. involved with Direct Patient Care | Doses given | | No. involved with Direct Patient Care | Doses given | | No. involved with Direct Patient Care | Doses given | |
| | | | No. | % | | No. | % | | No. | % | | No. | % | | No. | % |
| | | | | | | | | | | | | | | | | |
| RMC | BOLTON NHS FOUNDATION TRUST | 5690 | 1984 | 34.9 | 1089 | 224 | 20.6 | 2161 | 699 | 32.4 | 966 | 285 | 29.5 | 1474 | 776 | 52.6 |
| RMP | TAMESIDE HOSPITAL NHS FOUNDATION TRUST | 1823 | 1287 | 70.6 | 223 | 157 | 70.4 | 844 | 482 | 57.1 | 227 | 136 | 59.9 | 529 | 512 | 96.8 |
| RNL | NORTH CUMBRIA UNIVERSITY HOSPITALS NHS TRUST | 3097 | 1805 | 58.3 | 392 | 282 | 71.9 | 1389 | 799 | 57.5 | 376 | 245 | 65.2 | 940 | 479 | 51.0 |
| RNN | CUMBRIA PARTNERSHIP NHS FOUNDATION TRUST | 2774 | 912 | 32.9 | 115 | 17 | 14.8 | 1271 | 425 | 33.4 | 508 | 190 | 37.4 | 880 | 280 | 31.8 |
| RQ6 | ROYAL LIVERPOOL AND BROADGREEN UNIVERSITY HOSPITALS NHS TRUST | 5647 | 4872 | 86.3 | 645 | 590 | 91.5 | 1725 | 1482 | 85.9 | 1781 | 1760 | 98.8 | 1496 | 1040 | 69.5 |
| RRF | WRIGHTINGTON, WIGAN AND LEIGH NHS FOUNDATION TRUST | 2860 | 1841 | 64.4 | 346 | 269 | 77.8 | 1192 | 630 | 52.9 | 478 | 195 | 40.8 | 844 | 747 | 88.5 |
| RT2 | PENNINE CARE NHS FOUNDATION TRUST | 4243 | 2916 | 68.7 | 166 | 132 | 79.5 | 1972 | 975 | 49.4 | 476 | 372 | 78.2 | 1629 | 1437 | 88.2 |
| RTV | 5 BOROUGH PARTNERSHIP NHS FOUNDATION TRUST | 2670 | 1577 | 59.1 | 97 | 79 | 81.4 | 1040 | 628 | 60.4 | 470 | 296 | 63.0 | 1063 | 574 | 54.0 |
| RTX | UNIVERSITY HOSPITALS OF MORECAMBE BAY NHS FOUNDATION TRUST | 3723 | 1524 | 40.9 | 345 | 196 | 56.8 | 1497 | 580 | 38.7 | 272 | 234 | 86.0 | 1609 | 514 | 31.9 |
| RVY | SOUTHPORT AND ORMSKIRK HOSPITAL NHS TRUST | 2674 | 1325 | 49.6 | 239 | 133 | 55.7 | 1058 | 512 | 48.4 | 451 | 280 | 62.1 | 926 | 400 | 43.2 |
| RW3 | CENTRAL MANCHESTER UNIVERSITY HOSPITALS NHS FOUNDATION TRUST | 6304 | 4565 | 72.4 | 894 | 521 | 58.3 | 3350 | 2330 | 69.6 | 1206 | 1022 | 84.7 | 854 | 692 | 81.0 |
| RW4 | MERSEY CARE NHS TRUST | 2683 | 1679 | 62.6 | 106 | 99 | 93.4 | 1058 | 527 | 49.8 | 221 | 195 | 88.2 | 1298 | 858 | 66.1 |
| RW5 | LANCASHIRE CARE NHS FOUNDATION TRUST | 6112 | 1582 | 25.9 | 222 | 114 | 51.4 | 2602 | 582 | 22.4 | 963 | 451 | 46.8 | 2325 | 435 | 18.7 |
| RW6 | PENNINE ACUTE HOSPITALS NHS TRUST | 8972 | 5349 | 59.6 | 1326 | 647 | 48.8 | 2755 | 1670 | 60.6 | 2268 | 659 | 29.1 | 2623 | 2373 | 90.5 |
| RWJ | STOCKPORT NHS FOUNDATION TRUST | 3860 | 2914 | 75.5 | 307 | 239 | 77.9 | 1747 | 1114 | 63.8 | 749 | 507 | 67.7 | 1057 | 1054 | 99.7 |
| RWW | WARRINGTON AND HALTON HOSPITALS NHS FOUNDATION TRUST | 2618 | 1832 | 70.0 | 289 | 175 | 60.6 | 1122 | 671 | 59.8 | 606 | 388 | 64.0 | 601 | 598 | 99.5 |
| RX7 | NORTH WEST AMBULANCE SERVICE NHS TRUST | 4728 | 1938 | 41.0 | 0 | 0 | 0.0 | 0 | 0 | 0.0 | 3700 | 1397 | 37.8 | 1028 | 541 | 52.6 |
| RXA | CHESHIRE AND WIRRAL PARTNERSHIP NHS FOUNDATION TRUST | 2607 | 1697 | 65.1 | 118 | 84 | 71.2 | 1161 | 666 | 57.4 | 325 | 248 | 76.3 | 1003 | 699 | 69.7 |
| RXL | BLACKPOOL TEACHING HOSPITALS NHS FOUNDATION TRUST | 5120 | 3200 | 62.5 | 348 | 324 | 93.1 | 2363 | 1381 | 58.4 | 829 | 577 | 69.6 | 1580 | 918 | 58.1 |
| RXN | LANCASHIRE TEACHING HOSPITALS NHS FOUNDATION TRUST | 5002 | 2731 | 54.6 | 792 | 252 | 31.8 | 2188 | 847 | 38.7 | 501 | 311 | 62.1 | 1521 | 1321 | 86.9 |
| RXR | EAST LANCASHIRE HOSPITALS NHS TRUST | 6968 | 3864 | 55.5 | 557 | 311 | 55.8 | 2448 | 1183 | 48.3 | 557 | 454 | 81.5 | 3406 | 1916 | 56.3 |

Seasonal Influenza Vaccine Uptake amongst Frontline Healthcare Workers (HCWs) in England Winter season 2012/13

| Org Code | Org Name | All HCWs involved in direct patient care | | | All Doctors (including GPs) | | | All Qualified Nurses (including GP Practice Nurses) | | | All other professionally qualified clinical staff | | | All Support Staff | | |
|----------|------------------------------------------------------------|------------------------------------------|-------------|------|---------------------------------------|-------------|------|-----------------------------------------------------|-------------|------|---------------------------------------------------|-------------|-------|---------------------------------------|-------------|-------|
| | | No. involved with Direct Patient Care | Doses given | | No. involved with Direct Patient Care | Doses given | | No. involved with Direct Patient Care | Doses given | | No. involved with Direct Patient Care | Doses given | | No. involved with Direct Patient Care | Doses given | |
| | | | No. | % | | No. | % | | No. | % | | No. | % | | No. | % |
| | | | | | | | | | | | | | | | | |
| RXV | GREATER MANCHESTER WEST MENTAL HEALTH NHS FOUNDATION TRUST | 2469 | 835 | 33.8 | 154 | 58 | 37.7 | 845 | 272 | 32.2 | 514 | 162 | 31.5 | 956 | 343 | 35.9 |
| RY1 | LIVERPOOL COMMUNITY HEALTH NHS TRUST | 2218 | 1589 | 71.6 | 97 | 59 | 60.8 | 1188 | 901 | 75.8 | 315 | 217 | 68.9 | 618 | 412 | 66.7 |
| RY2 | BRIDGEWATER COMMUNITY HEALTHCARE NHS TRUST | 3515 | 1820 | 51.8 | 108 | 31 | 28.7 | 1594 | 857 | 53.8 | 684 | 290 | 42.4 | 1129 | 642 | 56.9 |
| RY7 | WIRRAL COMMUNITY NHS TRUST | 1202 | 744 | 61.9 | 37 | 19 | 51.4 | 602 | 327 | 54.3 | 283 | 156 | 55.1 | 280 | 242 | 86.4 |
| TAE | MANCHESTER MENTAL HEALTH AND SOCIAL CARE TRUST | 1438 | 569 | 39.6 | 124 | 68 | 54.8 | 462 | 188 | 40.7 | | 101 | 47.9 | | 212 | 33.1 |
| TAP | BLACKBURN WITH DARWEN TEACHING CARE TRUST PLUS | 403 | 175 | 43.4 | 95 | 42 | 44.2 | 63 | 31 | 49.2 | 0 | 0 | 0.0 | 245 | 102 | 41.6 |
| | | | | | | | | | | | 211 | | 641 | | | |
| Q32 | Yorkshire and the Humber SHA | 109969 | 58656 | 53.3 | 14542 | 7706 | 53.0 | 37000 | 18457 | 49.9 | 18198 | 9823 | 54.0 | 40229 | 22670 | 56.4 |
| | | | | | | | | | | | | | | | | |
| 5EF | NORTH LINCOLNSHIRE PCT | 259 | 146 | 56.4 | 111 | 55 | 49.6 | 81 | 48 | 59.3 | 0 | 0 | 0.0 | 67 | 43 | 64.2 |
| 5H8 | ROTHERHAM PCT | 808 | 612 | 75.7 | 224 | 156 | 69.6 | 143 | 106 | 74.1 | 33 | 31 | 93.9 | 408 | 319 | 78.2 |
| 5J6 | CALDERDALE PCT | 455 | 108 | 23.7 | 123 | 29 | 23.6 | 76 | 13 | 17.1 | 0 | 0 | 0.0 | 256 | 66 | 25.8 |
| 5JE | BARNSELEY PCT | 967 | 462 | 47.8 | 254 | 113 | 44.5 | 97 | 56 | 57.7 | 136 | 65 | 47.8 | 480 | 228 | 47.5 |
| 5N1 | LEEDS PCT | 2442 | 1648 | 67.5 | 624 | 435 | 69.7 | 338 | 251 | 74.3 | 20 | 8 | 40.0 | 1460 | 954 | 65.3 |
| 5N2 | KIRKLEES PCT | 1869 | 1033 | 55.3 | 285 | 156 | 54.7 | 733 | 367 | 50.1 | 259 | 199 | 76.8 | 592 | 311 | 52.5 |
| 5N3 | WAKEFIELD DISTRICT PCT | 1094 | 542 | 49.5 | 259 | 135 | 52.1 | 208 | 94 | 45.2 | 34 | 16 | 47.1 | 593 | 297 | 50.1 |
| 5N4 | SHEFFIELD PCT | 2999 | 1686 | 56.2 | 782 | 509 | 65.1 | 289 | 159 | 55.0 | 482 | 285 | 59.1 | 1446 | 733 | 50.7 |
| 5N5 | DONCASTER PCT | 725 | 375 | 51.7 | 243 | 97 | 39.9 | 158 | 66 | 41.8 | 81 | 45 | 55.6 | 243 | 167 | 68.7 |
| 5NV | NORTH YORKSHIRE AND YORK PCT | 2156 | 632 | 29.3 | 501 | 181 | 36.1 | 354 | 116 | 32.8 | 0 | 0 | 0.0 | 1301 | 335 | 25.7 |
| 5NW | EAST RIDING OF YORKSHIRE PCT | 567 | 370 | 65.3 | 217 | 75 | 34.6 | 129 | 74 | 57.4 | 71 | 71 | 100.0 | 150 | 150 | 100.0 |
| 5NX | HULL TEACHING PCT | 2641 | 686 | 26.0 | 384 | 81 | 21.1 | 952 | 193 | 20.3 | 172 | 24 | 14.0 | 1133 | 388 | 34.2 |
| 5NY | BRADFORD AND AIREDALE TEACHING PCT | 1986 | 850 | 42.8 | 440 | 230 | 52.3 | 277 | 168 | 60.7 | 165 | 103 | 62.4 | 1104 | 349 | 31.6 |
| RAE | BRADFORD TEACHING HOSPITALS NHS FOUNDATION TRUST | 4261 | 2592 | 60.8 | 644 | 363 | 56.4 | 1681 | 880 | 52.4 | 493 | 416 | 84.4 | 1443 | 933 | 64.7 |
| RCB | YORK TEACHING HOSPITAL NHS FOUNDATION TRUST | 8824 | 4234 | 48.0 | 846 | 421 | 49.8 | 2526 | 1226 | 48.5 | 2634 | 1263 | 48.0 | 2818 | 1324 | 47.0 |

Seasonal Influenza Vaccine Uptake amongst Frontline Healthcare Workers (HCWs) in England Winter season 2012/13

| Org Code | Org Name | All HCWs involved in direct patient care | | | All Doctors (including GPs) | | | All Qualified Nurses (including GP Practice Nurses) | | | All other professionally qualified clinical staff | | | All Support Staff | | |
|----------|----------------------------------------------------------------|------------------------------------------|-------------|------|---------------------------------------|-------------|-------|-----------------------------------------------------|-------------|------|---------------------------------------------------|-------------|------|---------------------------------------|-------------|------|
| | | No. involved with Direct Patient Care | Doses given | | No. involved with Direct Patient Care | Doses given | | No. involved with Direct Patient Care | Doses given | | No. involved with Direct Patient Care | Doses given | | No. involved with Direct Patient Care | Doses given | |
| | | | No. | % | | No. | % | | No. | % | | No. | % | | No. | % |
| | | | | | | | | | | | | | | | | |
| RCD | HARROGATE AND DISTRICT NHS FOUNDATION TRUST | 2111 | 1124 | 53.2 | 316 | 147 | 46.5 | 914 | 511 | 55.9 | 366 | 193 | 52.7 | 515 | 273 | 53.0 |
| RCF | AIREDALE NHS FOUNDATION TRUST | 1712 | 959 | 56.0 | 246 | 151 | 61.4 | 663 | 362 | 54.6 | 266 | 162 | 60.9 | 537 | 284 | 52.9 |
| RCU | SHEFFIELD CHILDREN'S NHS FOUNDATION TRUST | 2738 | 1184 | 43.2 | 258 | 126 | 48.8 | 784 | 377 | 48.1 | 306 | 205 | 67.0 | 1390 | 476 | 34.2 |
| RFF | BARNSELEY HOSPITAL NHS FOUNDATION TRUST | 1967 | 1252 | 63.7 | 242 | 188 | 77.7 | 876 | 453 | 51.7 | 311 | 127 | 40.8 | 538 | 484 | 90.0 |
| RFR | THE ROTHERHAM NHS FOUNDATION TRUST | 3058 | 1883 | 61.6 | 356 | 236 | 66.3 | 1405 | 663 | 47.2 | 549 | 350 | 63.8 | 748 | 634 | 84.8 |
| RGD | LEEDS AND YORK PARTNERSHIP NHS FOUNDATION TRUST | 2508 | 787 | 31.4 | 228 | 69 | 30.3 | 984 | 289 | 29.4 | 369 | 159 | 43.1 | 927 | 270 | 29.1 |
| RHQ | SHEFFIELD TEACHING HOSPITALS NHS FOUNDATION TRUST | 10025 | 5671 | 56.6 | 1485 | 822 | 55.4 | 4433 | 2251 | 50.8 | 1730 | 947 | 54.7 | 2377 | 1651 | 69.5 |
| RJL | NORTHERN LINCOLNSHIRE AND GOOLE HOSPITALS NHS FOUNDATION TRUST | 5889 | 2081 | 35.3 | 699 | 230 | 32.9 | 1990 | 729 | 36.6 | 772 | 311 | 40.3 | 2428 | 811 | 33.4 |
| RP5 | DONCASTER AND BASSETLAW HOSPITALS NHS FOUNDATION TRUST | 4041 | 3267 | 80.9 | 489 | 380 | 77.7 | 1597 | 1161 | 72.7 | 566 | 402 | 71.0 | 1389 | 1324 | 95.3 |
| RR8 | LEEDS TEACHING HOSPITALS NHS TRUST | 12741 | 6778 | 53.2 | 1896 | 969 | 51.1 | 4060 | 1865 | 45.9 | 2313 | 1139 | 49.2 | 4472 | 2805 | 62.7 |
| RV9 | HUMBER NHS FOUNDATION TRUST | 2876 | 784 | 27.3 | 78 | 36 | 46.2 | 1011 | 306 | 30.3 | 469 | 129 | 27.5 | 1318 | 313 | 23.7 |
| RWA | HULL AND EAST YORKSHIRE HOSPITALS NHS TRUST | 6614 | 5335 | 80.7 | 1100 | 592 | 53.8 | 2675 | 1951 | 72.9 | 750 | 744 | 99.2 | 2089 | 2048 | 98.0 |
| RWY | CALDERDALE AND HUDDERSFIELD NHS FOUNDATION TRUST | 4127 | 2909 | 70.5 | 547 | 415 | 75.9 | 1688 | 1010 | 59.8 | 583 | 406 | 69.6 | 1309 | 1078 | 82.4 |
| RX8 | YORKSHIRE AMBULANCE SERVICE NHS TRUST | 3115 | 1085 | 34.8 | 2 | 2 | 100.0 | 14 | 6 | 42.9 | 1772 | 654 | 36.9 | 1327 | 423 | 31.9 |
| RXE | ROTHERHAM, DONCASTER AND SOUTH HUMBER NHS FOUNDATION TRUST | 3572 | 1835 | 51.4 | 112 | 37 | 33.0 | 1508 | 561 | 37.2 | 388 | 217 | 55.9 | 1564 | 1020 | 65.2 |
| RXF | MID YORKSHIRE HOSPITALS NHS TRUST | 0 | 0 | 0.0 | 0 | 0 | 0.0 | 0 | 0 | 0.0 | 0 | 0 | 0.0 | 0 | 0 | 0.0 |
| RXG | SOUTH WEST YORKSHIRE PARTNERSHIP NHS FOUNDATION TRUST | 3006 | 1513 | 50.3 | 187 | 96 | 51.3 | 1345 | 549 | 40.8 | 605 | 333 | 55.0 | 869 | 535 | 61.6 |
| RY6 | LEEDS COMMUNITY HEALTHCARE NHS TRUST | 2318 | 1630 | 70.3 | 78 | 63 | 80.8 | 1035 | 716 | 69.2 | 661 | 383 | 57.9 | 544 | 468 | 86.0 |
| TAD | BRADFORD DISTRICT CARE TRUST (Trust based) | 2021 | 1019 | 50.4 | 88 | 51 | 58.0 | 1106 | 548 | 49.6 | 402 | 160 | 39.8 | 425 | 260 | 61.2 |
| TAH | SHEFFIELD HEALTH AND SOCIAL CARE NHS FOUNDATION TRUST | 2201 | 1230 | 55.9 | 181 | 57 | 31.5 | 539 | 245 | 45.5 | 290 | 233 | 80.3 | 1191 | 695 | 58.4 |
| TAN | NORTH EAST LINCOLNSHIRE CARE TRUST PLUS | 1276 | 354 | 27.7 | 17 | 3 | 17.7 | 331 | 87 | 26.3 | 150 | 43 | 28.7 | 778 | 221 | 28.4 |
| Q33 | East Midlands SHA | 79929 | 39208 | 49.1 | 10920 | 5243 | 48.0 | 29842 | 12297 | 41.2 | 10575 | 6027 | 57.0 | 28592 | 15641 | 54.7 |

Seasonal Influenza Vaccine Uptake amongst Frontline Healthcare Workers (HCWs) in England Winter season 2012/13

| Org Code | Org Name | All HCWs involved in direct patient care | | | All Doctors (including GPs) | | | All Qualified Nurses (including GP Practice Nurses) | | | All other professionally qualified clinical staff | | | All Support Staff | | |
|----------|--------------------------------------------------|------------------------------------------|-------------|------|---------------------------------------|-------------|------|-----------------------------------------------------|-------------|------|---------------------------------------------------|-------------|-------|---------------------------------------|-------------|------|
| | | No. involved with Direct Patient Care | Doses given | | No. involved with Direct Patient Care | Doses given | | No. involved with Direct Patient Care | Doses given | | No. involved with Direct Patient Care | Doses given | | No. involved with Direct Patient Care | Doses given | |
| | | | No. | % | | No. | % | | No. | % | | No. | % | | No. | % |
| | | | | | | | | | | | | | | | | |
| | | | | | | | | | | | | | | | | |
| 5EM | NOTTINGHAM CITY PCT | 2400 | 1182 | 49.3 | 260 | 157 | 60.4 | 680 | 362 | 53.2 | 183 | 83 | 45.4 | 1277 | 580 | 45.4 |
| 5ET | BASSETLAW PCT | 365 | 172 | 47.1 | 82 | 50 | 61.0 | 46 | 31 | 67.4 | 4 | 0 | 0.0 | 233 | 91 | 39.1 |
| 5N6 | DERBYSHIRE COUNTY PCT | 1231 | 876 | 71.2 | 539 | 403 | 74.8 | 404 | 289 | 71.5 | 0 | 0 | 0.0 | 288 | 184 | 63.9 |
| 5N7 | DERBY CITY PCT | 878 | 669 | 76.2 | 192 | 136 | 70.8 | 153 | 115 | 75.2 | 32 | 30 | 93.8 | 501 | 388 | 77.4 |
| 5N8 | NOTTINGHAMSHIRE COUNTY TEACHING PCT | 1942 | 1564 | 80.5 | 519 | 413 | 79.6 | 312 | 285 | 91.4 | 46 | 44 | 95.7 | 1065 | 822 | 77.2 |
| 5N9 | LINCOLNSHIRE TEACHING PCT | 1531 | 1082 | 70.7 | 413 | 285 | 69.0 | 389 | 275 | 70.7 | 4 | 3 | 75.0 | 725 | 519 | 71.6 |
| 5PA | LEICESTERSHIRE COUNTY AND RUTLAND PCT | 1111 | 572 | 51.5 | 320 | 164 | 51.3 | 220 | 115 | 52.3 | 12 | 5 | 41.7 | 559 | 288 | 51.5 |
| 5PC | LEICESTER CITY PCT | 935 | 442 | 47.3 | 264 | 125 | 47.4 | 109 | 68 | 62.4 | 0 | 0 | 0.0 | 562 | 249 | 44.3 |
| 5PD | NORTHAMPTONSHIRE TEACHING PCT | 1308 | 621 | 47.5 | 332 | 174 | 52.4 | 274 | 149 | 54.4 | 15 | 9 | 60.0 | 687 | 289 | 42.1 |
| RFS | CHESTERFIELD ROYAL HOSPITAL NHS FOUNDATION TRUST | 3256 | 1460 | 44.8 | 330 | 152 | 46.1 | 1055 | 438 | 41.5 | 363 | 260 | 71.6 | 1508 | 610 | 40.5 |
| RHA | NOTTINGHAMSHIRE HEALTHCARE NHS TRUST | 7137 | 2997 | 42.0 | 281 | 125 | 44.5 | 2842 | 953 | 33.5 | 908 | 456 | 50.2 | 3106 | 1463 | 47.1 |
| RK5 | SHERWOOD FOREST HOSPITALS NHS FOUNDATION TRUST | 3632 | 1892 | 52.1 | 511 | 270 | 52.8 | 1282 | 587 | 45.8 | 478 | 262 | 54.8 | 1361 | 773 | 56.8 |
| RNQ | KETTERING GENERAL HOSPITAL NHS FOUNDATION TRUST | 3167 | 1902 | 60.1 | 378 | 270 | 71.4 | 1076 | 671 | 62.4 | 488 | 327 | 67.0 | 1225 | 634 | 51.8 |
| RNS | NORTHAMPTON GENERAL HOSPITAL NHS TRUST | 3051 | 1685 | 55.2 | 509 | 192 | 37.7 | 1414 | 487 | 34.4 | 209 | 209 | 100.0 | 919 | 797 | 86.7 |
| RP1 | NORTHAMPTONSHIRE HEALTHCARE NHS FOUNDATION TRUST | 2302 | 1314 | 57.1 | 134 | 50 | 37.3 | 1119 | 624 | 55.8 | 352 | 256 | 72.7 | 697 | 384 | 55.1 |
| RP7 | LINCOLNSHIRE PARTNERSHIP NHS FOUNDATION TRUST | 1509 | 483 | 32.0 | 135 | 19 | 14.1 | 571 | 129 | 22.6 | 241 | 143 | 59.3 | 562 | 192 | 34.2 |
| RT5 | LEICESTERSHIRE PARTNERSHIP NHS TRUST | 4695 | 2360 | 50.3 | 230 | 121 | 52.6 | 1938 | 698 | 36.0 | 752 | 411 | 54.7 | 1775 | 1130 | 63.7 |
| RTG | DERBY HOSPITALS NHS FOUNDATION TRUST | 5780 | 2793 | 48.3 | 806 | 341 | 42.3 | 2518 | 742 | 29.5 | 885 | 526 | 59.4 | 1571 | 1184 | 75.4 |
| RWD | UNITED LINCOLNSHIRE HOSPITALS NHS TRUST | 6805 | 3100 | 45.6 | 910 | 369 | 40.6 | 2465 | 1283 | 52.1 | 782 | 443 | 56.7 | 2648 | 1005 | 38.0 |
| RWE | UNIVERSITY HOSPITALS OF LEICESTER NHS TRUST | 8017 | 4050 | 50.5 | 1772 | 591 | 33.4 | 3663 | 1325 | 36.2 | 1047 | 720 | 68.8 | 1535 | 1414 | 92.1 |
| RX1 | NOTTINGHAM UNIVERSITY HOSPITALS NHS TRUST | 8988 | 4294 | 47.8 | 1709 | 718 | 42.0 | 4234 | 1589 | 37.5 | 657 | 546 | 83.1 | 2388 | 1441 | 60.3 |
| RX9 | EAST MIDLANDS AMBULANCE SERVICE NHS TRUST | 2341 | 908 | 38.8 | 0 | 0 | 0.0 | 0 | 0 | 0.0 | 2085 | 764 | 36.6 | 256 | 144 | 56.3 |
| RXM | DERBYSHIRE HEALTHCARE NHS FOUNDATION TRUST | 2043 | 570 | 27.9 | 146 | 60 | 41.1 | 866 | 210 | 24.3 | 288 | 90 | 31.3 | 743 | 210 | 28.3 |
| RY5 | LINCOLNSHIRE COMMUNITY HEALTH SERVICES NHS TRUST | 2159 | 497 | 23.0 | 31 | 10 | 32.3 | 1108 | 227 | 20.5 | 209 | 101 | 48.3 | 811 | 159 | 19.6 |

Seasonal Influenza Vaccine Uptake amongst Frontline Healthcare Workers (HCWs) in England Winter season 2012/13

| Org Code | Org Name | All HCWs involved in direct patient care | | | All Doctors (including GPs) | | | All Qualified Nurses (including GP Practice Nurses) | | | All other professionally qualified clinical staff | | | All Support Staff | | |
|----------|--------------------------------------------------------|------------------------------------------|-------------|------|---------------------------------------|-------------|------|-----------------------------------------------------|-------------|------|---------------------------------------------------|-------------|-------|---------------------------------------|-------------|------|
| | | No. involved with Direct Patient Care | Doses given | | No. involved with Direct Patient Care | Doses given | | No. involved with Direct Patient Care | Doses given | | No. involved with Direct Patient Care | Doses given | | No. involved with Direct Patient Care | Doses given | |
| | | | No. | % | | No. | % | | No. | % | | No. | % | | No. | % |
| | | | | | | | | | | | | | | | | |
| RY8 | DERBYSHIRE COMMUNITY HEALTH SERVICES NHS TRUST | 3346 | 1723 | 51.5 | 117 | 48 | 41.0 | 1104 | 645 | 58.4 | 535 | 339 | 63.4 | 1590 | 691 | 43.5 |
| | | | | | | | | | | | | | | | | |
| Q34 | West Midlands SHA | 113184 | 45482 | 40.2 | 15917 | 6079 | 38.2 | 38744 | 14305 | 36.9 | 20811 | 8349 | 40.1 | 37712 | 16749 | 44.4 |
| | | | | | | | | | | | | | | | | |
| 5CN | HEREFORDSHIRE PCT | 658 | 401 | 60.9 | 164 | 125 | 76.2 | 109 | 71 | 65.1 | 0 | 0 | 0.0 | 385 | 205 | 53.2 |
| 5M1 | SOUTH BIRMINGHAM PCT | 660 | 393 | 59.6 | 215 | 137 | 63.7 | 107 | 75 | 70.1 | 20 | 11 | 55.0 | 318 | 170 | 53.5 |
| 5M2 | SHROPSHIRE COUNTY PCT | 563 | 422 | 75.0 | 217 | 162 | 74.7 | 158 | 128 | 81.0 | 19 | 15 | 79.0 | 169 | 117 | 69.2 |
| 5M3 | WALSALL TEACHING PCT | 791 | 381 | 48.2 | 197 | 117 | 59.4 | 114 | 61 | 53.5 | 0 | 0 | 0.0 | 480 | 203 | 42.3 |
| 5MD | COVENTRY TEACHING PCT | 931 | 495 | 53.2 | 265 | 151 | 57.0 | 131 | 88 | 67.2 | 69 | 41 | 59.4 | 466 | 215 | 46.1 |
| 5MK | TELFORD AND WREKIN PCT | 63 | 36 | 57.1 | 17 | 12 | 70.6 | 12 | 8 | 66.7 | 1 | 1 | 100.0 | 33 | 15 | 45.5 |
| 5MV | WOLVERHAMPTON CITY PCT | 788 | 363 | 46.1 | 186 | 92 | 49.5 | 105 | 52 | 49.5 | 0 | 0 | 0.0 | 497 | 219 | 44.1 |
| 5MX | HEART OF BIRMINGHAM TEACHING PCT | 282 | 151 | 53.6 | 101 | 51 | 50.5 | 43 | 26 | 60.5 | 29 | 17 | 58.6 | 109 | 57 | 52.3 |
| 5PE | DUDLEY PCT | 835 | 514 | 61.6 | 237 | 143 | 60.3 | 131 | 96 | 73.3 | 0 | 0 | 0.0 | 467 | 275 | 58.9 |
| 5PF | SANDWELL PCT | 0 | 0 | 0.0 | 0 | 0 | 0.0 | 0 | 0 | 0.0 | 0 | 0 | 0.0 | 0 | 0 | 0.0 |
| 5PG | BIRMINGHAM EAST AND NORTH PCT | 683 | 358 | 52.4 | 176 | 93 | 52.8 | 130 | 67 | 51.5 | 50 | 26 | 52.0 | 327 | 172 | 52.6 |
| 5PH | NORTH STAFFORDSHIRE PCT | 565 | 319 | 56.5 | 130 | 81 | 62.3 | 93 | 49 | 52.7 | 0 | 0 | 0.0 | 342 | 189 | 55.3 |
| 5PJ | STOKE ON TRENT PCT | 833 | 515 | 61.8 | 183 | 115 | 62.8 | 128 | 93 | 72.7 | 0 | 0 | 0.0 | 522 | 307 | 58.8 |
| 5PK | SOUTH STAFFORDSHIRE PCT | 1600 | 687 | 42.9 | 385 | 180 | 46.8 | 262 | 132 | 50.4 | 0 | 0 | 0.0 | 953 | 375 | 39.3 |
| 5PL | WORCESTERSHIRE PCT | 1844 | 847 | 45.9 | 399 | 216 | 54.1 | 287 | 169 | 58.9 | 176 | 59 | 33.5 | 982 | 403 | 41.0 |
| 5PM | WARWICKSHIRE PCT | 671 | 496 | 73.9 | 382 | 277 | 72.5 | 203 | 149 | 73.4 | 0 | 0 | 0.0 | 86 | 70 | 81.4 |
| 5QW | SOLIHULL PCT | 317 | 166 | 52.4 | 99 | 61 | 61.6 | 52 | 35 | 67.3 | 27 | 10 | 37.0 | 139 | 60 | 43.2 |
| R1A | WORCESTERSHIRE HEALTH AND CARE NHS TRUST | 3251 | 1211 | 37.3 | 199 | 50 | 25.1 | 1453 | 375 | 25.8 | 573 | 189 | 33.0 | 1026 | 597 | 58.2 |
| R1D | SHROPSHIRE COMMUNITY HEALTH NHS TRUST | 1424 | 587 | 41.2 | 93 | 21 | 22.6 | 748 | 306 | 40.9 | 273 | 78 | 28.6 | 310 | 182 | 58.7 |
| R1E | STAFFORDSHIRE AND STOKE ON TRENT PARTNERSHIP NHS TRUST | 4204 | 1685 | 40.1 | 50 | 14 | 28.0 | 1727 | 466 | 27.0 | 1075 | 292 | 27.2 | 1352 | 913 | 67.5 |
| RBK | WALSALL HEALTHCARE NHS TRUST | 2656 | 1796 | 67.6 | 339 | 332 | 97.9 | 1158 | 667 | 57.6 | 471 | 286 | 60.7 | 688 | 511 | 74.3 |

Seasonal Influenza Vaccine Uptake amongst Frontline Healthcare Workers (HCWs) in England Winter season 2012/13

| Org Code | Org Name | All HCWs involved in direct patient care | | | All Doctors (including GPs) | | | All Qualified Nurses (including GP Practice Nurses) | | | All other professionally qualified clinical staff | | | All Support Staff | | |
|----------|---------------------------------------------------------------------------|------------------------------------------|-------------|------|---------------------------------------|-------------|------|-----------------------------------------------------|-------------|------|---------------------------------------------------|-------------|------|---------------------------------------|-------------|-------|
| | | No. involved with Direct Patient Care | Doses given | | No. involved with Direct Patient Care | Doses given | | No. involved with Direct Patient Care | Doses given | | No. involved with Direct Patient Care | Doses given | | No. involved with Direct Patient Care | Doses given | |
| | | | No. | % | | No. | % | | No. | No. | | % | No. | | % | |
| | | | | | | | | | | | | | | | | |
| RJC | SOUTH WARWICKSHIRE NHS FOUNDATION TRUST | 0 | 0 | 0.0 | 0 | 0 | 0.0 | 0 | 0 | 0.0 | 0 | 0 | 0.0 | 0 | 0 | 0.0 |
| RJD | MID STAFFORDSHIRE NHS FOUNDATION TRUST | 1976 | 553 | 28.0 | 320 | 81 | 25.3 | 802 | 206 | 25.7 | 338 | 128 | 37.9 | 516 | 138 | 26.7 |
| RJE | UNIVERSITY HOSPITAL OF NORTH STAFFORDSHIRE NHS TRUST | 5440 | 2417 | 44.4 | 847 | 190 | 22.4 | 2333 | 1034 | 44.3 | 835 | 329 | 39.4 | 1425 | 864 | 60.6 |
| RJF | BURTON HOSPITALS NHS FOUNDATION TRUST | 3023 | 822 | 27.2 | 315 | 96 | 30.5 | 969 | 219 | 22.6 | 366 | 129 | 35.3 | 1373 | 378 | 27.5 |
| RKB | UNIVERSITY HOSPITALS COVENTRY AND WARWICKSHIRE NHS TRUST | 5715 | 2660 | 46.5 | 947 | 401 | 42.3 | 2364 | 1247 | 52.8 | 944 | 583 | 61.8 | 1460 | 429 | 29.4 |
| RL1 | THE ROBERT JONES AND AGNES HUNT ORTHOPAEDIC HOSPITAL NHS FOUNDATION TRUST | 886 | 511 | 57.7 | 122 | 39 | 32.0 | 347 | 170 | 49.0 | 166 | 120 | 72.3 | 251 | 182 | 72.5 |
| RL4 | THE ROYAL WOLVERHAMPTON NHS TRUST | 6840 | 3628 | 53.0 | 756 | 370 | 48.9 | 1992 | 1058 | 53.1 | 1071 | 504 | 47.1 | 3021 | 1696 | 56.1 |
| RLQ | WYE VALLEY NHS TRUST | 2239 | 1139 | 50.9 | 281 | 142 | 50.5 | 996 | 414 | 41.6 | 441 | 276 | 62.6 | 521 | 307 | 58.9 |
| RLT | GEORGE ELIOT HOSPITAL NHS TRUST | 1929 | 841 | 43.6 | 289 | 117 | 40.5 | 671 | 300 | 44.7 | 193 | 83 | 43.0 | 776 | 341 | 43.9 |
| RLU | BIRMINGHAM WOMEN'S NHS FOUNDATION TRUST | 912 | 512 | 56.1 | 126 | 81 | 64.3 | 561 | 228 | 40.6 | 46 | 44 | 95.7 | 179 | 159 | 88.8 |
| RLY | NORTH STAFFORDSHIRE COMBINED HEALTHCARE NHS TRUST | 1286 | 441 | 34.3 | 64 | 14 | 21.9 | 487 | 141 | 29.0 | 154 | 74 | 48.1 | 581 | 212 | 36.5 |
| RNA | THE DUDLEY GROUP NHS FOUNDATION TRUST | 3627 | 1811 | 49.9 | 506 | 247 | 48.8 | 1591 | 593 | 37.3 | 624 | 285 | 45.7 | 906 | 686 | 75.7 |
| RQ3 | BIRMINGHAM CHILDREN'S HOSPITAL NHS FOUNDATION TRUST | 2444 | 1397 | 57.2 | 380 | 230 | 60.5 | 1043 | 597 | 57.2 | 608 | 348 | 57.2 | 413 | 222 | 53.8 |
| RR1 | HEART OF ENGLAND NHS FOUNDATION TRUST | 13212 | 3574 | 27.1 | 2660 | 408 | 15.3 | 2636 | 812 | 30.8 | 2594 | 599 | 23.1 | 5322 | 1755 | 33.0 |
| RRE | SOUTH STAFFORDSHIRE AND SHROPSHIRE HEALTHCARE NHS FOUNDATION TRUST | 1942 | 1364 | 70.2 | 131 | 93 | 71.0 | 916 | 581 | 63.4 | 489 | 470 | 96.1 | 406 | 220 | 54.2 |
| RRJ | THE ROYAL ORTHOPAEDIC HOSPITAL NHS FOUNDATION TRUST | 653 | 267 | 40.9 | 106 | 32 | 30.2 | 209 | 84 | 40.2 | 214 | 32 | 15.0 | 124 | 119 | 96.0 |
| RRK | UNIVERSITY HOSPITALS BIRMINGHAM NHS FOUNDATION TRUST | 5361 | 1253 | 23.4 | 1026 | 133 | 13.0 | 2190 | 361 | 16.5 | 1165 | 335 | 28.8 | 980 | 424 | 43.3 |
| RWP | WORCESTERSHIRE ACUTE HOSPITALS NHS TRUST | 5028 | 1640 | 32.6 | 699 | 167 | 23.9 | 1979 | 472 | 23.9 | 720 | 246 | 34.2 | 1630 | 755 | 46.3 |
| RXK | SANDWELL AND WEST BIRMINGHAM HOSPITALS NHS TRUST | 5677 | 2782 | 49.0 | 790 | 342 | 43.3 | 3071 | 1040 | 33.9 | 920 | 504 | 54.8 | 896 | 896 | 100.0 |
| RXT | BIRMINGHAM AND SOLIHULL MENTAL HEALTH NHS FOUNDATION TRUST | 2816 | 741 | 26.3 | 281 | 71 | 25.3 | 1285 | 267 | 20.8 | 413 | 209 | 50.6 | 837 | 194 | 23.2 |
| RXW | SHREWSBURY AND TELFORD HOSPITAL NHS TRUST | 3597 | 1680 | 46.7 | 546 | 214 | 39.2 | 1336 | 545 | 40.8 | 593 | 353 | 59.5 | 1122 | 568 | 50.6 |
| RYA | WEST MIDLANDS AMBULANCE SERVICE NHS TRUST | 4129 | 1147 | 27.8 | 0 | 0 | 0.0 | 0 | 0 | 0.0 | 3429 | 1018 | 29.7 | 700 | 129 | 18.4 |

Seasonal Influenza Vaccine Uptake amongst Frontline Healthcare Workers (HCWs) in England Winter season 2012/13

| Org Code | Org Name | All HCWs involved in direct patient care | | | All Doctors (including GPs) | | | All Qualified Nurses (including GP Practice Nurses) | | | All other professionally qualified clinical staff | | | All Support Staff | | |
|----------|-----------------------------------------------------------------|------------------------------------------|-------------|------|---------------------------------------|-------------|------|-----------------------------------------------------|-------------|------|---------------------------------------------------|-------------|------|---------------------------------------|-------------|------|
| | | No. involved with Direct Patient Care | Doses given | | No. involved with Direct Patient Care | Doses given | | No. involved with Direct Patient Care | Doses given | | No. involved with Direct Patient Care | Doses given | | No. involved with Direct Patient Care | Doses given | |
| | | | No. | % | | No. | % | | No. | % | | No. | % | | No. | % |
| | | | | | | | | | | | | | | | | |
| RYG | COVENTRY AND WARWICKSHIRE PARTNERSHIP NHS TRUST | 3549 | 803 | 22.6 | 257 | 58 | 22.6 | 1246 | 298 | 23.9 | 514 | 244 | 47.5 | 1532 | 203 | 13.3 |
| RYK | DUDLEY AND WALSALL MENTAL HEALTH PARTNERSHIP NHS TRUST | 956 | 237 | 24.8 | 90 | 28 | 31.1 | 412 | 84 | 20.4 | 96 | 24 | 25.0 | 358 | 101 | 28.2 |
| RYW | BIRMINGHAM COMMUNITY HEALTHCARE NHS TRUST | 4674 | 1041 | 22.3 | 240 | 66 | 27.5 | 1498 | 283 | 18.9 | 845 | 289 | 34.2 | 2091 | 403 | 19.3 |
| TAJ | BLACK COUNTRY PARTNERSHIP NHS FOUNDATION TRUST (Trust based) | 1654 | 398 | 24.1 | 104 | 29 | 27.9 | 659 | 158 | 24.0 | 250 | 98 | 39.2 | 641 | 113 | 17.6 |
| | | | | | | | | | | | | | | | | |
| Q35 | NHS East of England | 94938 | 41482 | 43.7 | 12815 | 5603 | 43.7 | 33010 | 12876 | 39.0 | 16963 | 6897 | 40.7 | 32150 | 16106 | 50.1 |
| | | | | | | | | | | | | | | | | |
| 5GC | LUTON PCT | 538 | 280 | 52.0 | 140 | 80 | 57.1 | 68 | 48 | 70.6 | 0 | 0 | 0.0 | 330 | 152 | 46.1 |
| 5P1 | SOUTH EAST ESSEX PCT | 1029 | 448 | 43.5 | 272 | 110 | 40.4 | 177 | 105 | 59.3 | 54 | 42 | 77.8 | 526 | 191 | 36.3 |
| 5P2 | BEDFORDSHIRE PCT | 963 | 577 | 59.9 | 208 | 123 | 59.1 | 147 | 105 | 71.4 | 0 | 0 | 0.0 | 608 | 349 | 57.4 |
| 5PN | PETERBOROUGH PCT | 554 | 248 | 44.8 | 142 | 75 | 52.8 | 70 | 30 | 42.9 | 35 | 23 | 65.7 | 307 | 120 | 39.1 |
| 5PP | CAMBRIDGESHIRE PCT | 1662 | 751 | 45.2 | 431 | 192 | 44.6 | 314 | 165 | 52.6 | 36 | 13 | 36.1 | 881 | 381 | 43.2 |
| 5PQ | NORFOLK PCT | 1200 | 598 | 49.8 | 400 | 339 | 84.8 | 800 | 259 | 32.4 | 0 | 0 | 0.0 | 0 | 0 | 0.0 |
| 5PR | GREAT YARMOUTH AND WAVENEY PCT | 755 | 476 | 63.1 | 7 | 5 | 71.4 | 414 | 311 | 75.1 | 334 | 160 | 47.9 | 0 | 0 | 0.0 |
| 5PT | SUFFOLK PCT | 2698 | 1634 | 60.6 | 462 | 265 | 57.4 | 743 | 418 | 56.3 | 326 | 199 | 61.0 | 1167 | 752 | 64.4 |
| 5PV | WEST ESSEX PCT | 260 | 126 | 48.5 | 91 | 45 | 49.5 | 31 | 15 | 48.4 | 0 | 0 | 0.0 | 138 | 66 | 47.8 |
| 5PW | NORTH EAST ESSEX PCT | 1429 | 828 | 57.9 | 144 | 74 | 51.4 | 462 | 163 | 35.3 | 190 | 67 | 35.3 | 633 | 524 | 82.8 |
| 5PX | MID ESSEX PCT | 1919 | 829 | 43.2 | 224 | 101 | 45.1 | 555 | 208 | 37.5 | 157 | 54 | 34.4 | 983 | 466 | 47.4 |
| 5PY | SOUTH WEST ESSEX PCT | 1023 | 512 | 50.1 | 248 | 117 | 47.2 | 162 | 94 | 58.0 | 0 | 0 | 0.0 | 613 | 301 | 49.1 |
| 5QV | HERTFORDSHIRE PCT | 2325 | 1301 | 56.0 | 589 | 364 | 61.8 | 332 | 214 | 64.5 | 28 | 16 | 57.1 | 1376 | 707 | 51.4 |
| RAJ | SOUTHEND UNIVERSITY HOSPITAL NHS FOUNDATION TRUST | 4103 | 1874 | 45.7 | 509 | 221 | 43.4 | 1308 | 545 | 41.7 | 590 | 346 | 58.6 | 1696 | 762 | 44.9 |
| RC1 | BEDFORD HOSPITAL NHS TRUST | 2043 | 1100 | 53.8 | 288 | 136 | 47.2 | 767 | 376 | 49.0 | 266 | 209 | 78.6 | 722 | 379 | 52.5 |
| RC9 | LUTON AND DUNSTABLE HOSPITAL NHS FOUNDATION TRUST | 2629 | 1392 | 53.0 | 476 | 268 | 56.3 | 1105 | 484 | 43.8 | 353 | 218 | 61.8 | 695 | 422 | 60.7 |
| RCX | THE QUEEN ELIZABETH HOSPITAL, KING'S LYNN, NHS FOUNDATION TRUST | 2396 | 1043 | 43.5 | 348 | 172 | 49.4 | 876 | 327 | 37.3 | 332 | 170 | 51.2 | 840 | 374 | 44.5 |

Seasonal Influenza Vaccine Uptake amongst Frontline Healthcare Workers (HCWs) in England Winter season 2012/13

| Org Code | Org Name | All HCWs involved in direct patient care | | | All Doctors (including GPs) | | | All Qualified Nurses (including GP Practice Nurses) | | | All other professionally qualified clinical staff | | | All Support Staff | | |
|----------|-----------------------------------------------------------------|------------------------------------------|-------------|------|---------------------------------------|-------------|------|-----------------------------------------------------|-------------|------|---------------------------------------------------|-------------|------|---------------------------------------|-------------|------|
| | | No. involved with Direct Patient Care | Doses given | | No. involved with Direct Patient Care | Doses given | | No. involved with Direct Patient Care | Doses given | | No. involved with Direct Patient Care | Doses given | | No. involved with Direct Patient Care | Doses given | |
| | | | No. | % | | No. | % | | No. | % | | No. | % | | No. | % |
| | | | | | | | | | | | | | | | | |
| RDD | BASILDON AND THURROCK UNIVERSITY HOSPITALS NHS FOUNDATION TRUST | 3546 | 1329 | 37.5 | 478 | 131 | 27.4 | 1511 | 465 | 30.8 | 503 | 168 | 33.4 | 1054 | 565 | 53.6 |
| RDE | COLCHESTER HOSPITAL UNIVERSITY NHS FOUNDATION TRUST | 3697 | 1788 | 48.4 | 491 | 268 | 54.6 | 1230 | 530 | 43.1 | 861 | 472 | 54.8 | 1115 | 518 | 46.5 |
| RGM | PAPWORTH HOSPITAL NHS FOUNDATION TRUST | 1242 | 725 | 58.4 | 172 | 86 | 50.0 | 598 | 338 | 56.5 | 250 | 141 | 56.4 | 222 | 160 | 72.1 |
| RGN | PETERBOROUGH AND STAMFORD HOSPITALS NHS FOUNDATION TRUST | 3286 | 2348 | 71.5 | 473 | 292 | 61.7 | 1097 | 817 | 74.5 | 480 | 243 | 50.6 | 1236 | 996 | 80.6 |
| RGP | JAMES PAGET UNIVERSITY HOSPITALS NHS FOUNDATION TRUST | 0 | 0 | 0.0 | 0 | 0 | 0.0 | 0 | 0 | 0.0 | 0 | 0 | 0.0 | 0 | 0 | 0.0 |
| RGQ | IPSWICH HOSPITAL NHS TRUST | 0 | 0 | 0.0 | 0 | 0 | 0.0 | 0 | 0 | 0.0 | 0 | 0 | 0.0 | 0 | 0 | 0.0 |
| RGR | WEST SUFFOLK NHS FOUNDATION TRUST | 3010 | 1198 | 39.8 | 315 | 139 | 44.1 | 865 | 349 | 40.4 | 375 | 184 | 49.1 | 1455 | 526 | 36.2 |
| RGT | CAMBRIDGE UNIVERSITY HOSPITALS NHS FOUNDATION TRUST | 6142 | 2800 | 45.6 | 1131 | 498 | 44.0 | 2672 | 1181 | 44.2 | 1084 | 580 | 53.5 | 1255 | 541 | 43.1 |
| RM1 | NORFOLK AND NORWICH UNIVERSITY HOSPITALS NHS FOUNDATION TRUST | 6479 | 3683 | 56.9 | 979 | 333 | 34.0 | 2019 | 939 | 46.5 | 947 | 607 | 64.1 | 2534 | 1804 | 71.2 |
| RMY | NORFOLK AND SUFFOLK NHS FOUNDATION TRUST | 3572 | 1047 | 29.3 | 216 | 82 | 38.0 | 1361 | 343 | 25.2 | 438 | 214 | 48.9 | 1557 | 408 | 26.2 |
| RQ8 | MID ESSEX HOSPITAL SERVICES NHS TRUST | 4890 | 1844 | 37.7 | 687 | 211 | 30.7 | 1425 | 531 | 37.3 | 1465 | 274 | 18.7 | 1313 | 828 | 63.1 |
| RQQ | HINCHINGBROOKE HEALTH CARE NHS TRUST | 1140 | 529 | 46.4 | 195 | 110 | 56.4 | 623 | 256 | 41.1 | 77 | 53 | 68.8 | 245 | 110 | 44.9 |
| RQW | THE PRINCESS ALEXANDRA HOSPITAL NHS TRUST | 2165 | 896 | 41.4 | 504 | 107 | 21.2 | 868 | 336 | 38.7 | 400 | 163 | 40.8 | 393 | 290 | 73.8 |
| RRD | NORTH ESSEX PARTNERSHIP NHS FOUNDATION TRUST | 1719 | 810 | 47.1 | 132 | 65 | 49.2 | 695 | 225 | 32.4 | 288 | 118 | 41.0 | 604 | 402 | 66.6 |
| RT1 | CAMBRIDGESHIRE AND PETERBOROUGH NHS FOUNDATION TRUST | 2283 | 541 | 23.7 | 166 | 48 | 28.9 | 665 | 176 | 26.5 | 989 | 106 | 10.7 | 463 | 211 | 45.6 |
| RWG | WEST HERTFORDSHIRE HOSPITALS NHS TRUST | 2954 | 1205 | 40.8 | 563 | 142 | 25.2 | 1269 | 353 | 27.8 | 501 | 224 | 44.7 | 621 | 486 | 78.3 |
| RWH | EAST AND NORTH HERTFORDSHIRE NHS TRUST | 4275 | 1527 | 35.7 | 733 | 244 | 33.3 | 1797 | 604 | 33.6 | 624 | 135 | 21.6 | 1121 | 544 | 48.5 |
| RWN | SOUTH ESSEX PARTNERSHIP UNIVERSITY NHS FOUNDATION TRUST | 4594 | 1339 | 29.2 | 236 | 59 | 25.0 | 1956 | 523 | 26.7 | 833 | 315 | 37.8 | 1569 | 442 | 28.2 |
| RWR | HERTFORDSHIRE PARTNERSHIP NHS FOUNDATION TRUST | 2165 | 283 | 13.1 | 186 | 32 | 17.2 | 865 | 98 | 11.3 | 121 | 71 | 58.7 | 993 | 82 | 8.3 |
| RY3 | NORFOLK COMMUNITY HEALTH AND CARE NHS TRUST | 2396 | 584 | 24.4 | 29 | 16 | 55.2 | 881 | 256 | 29.1 | 464 | 162 | 34.9 | 1022 | 150 | 14.7 |
| RY4 | HERTFORDSHIRE COMMUNITY NHS TRUST | 2457 | 1101 | 44.8 | 33 | 24 | 72.7 | 1090 | 405 | 37.2 | 608 | 255 | 41.9 | 726 | 417 | 57.4 |
| RYC | EAST OF ENGLAND AMBULANCE SERVICE NHS TRUST | 2914 | 968 | 33.2 | 0 | 0 | 0.0 | 0 | 0 | 0.0 | 2415 | 659 | 27.3 | 499 | 309 | 61.9 |

Seasonal Influenza Vaccine Uptake amongst Frontline Healthcare Workers (HCWs) in England Winter season 2012/13

| Org Code | Org Name | All HCWs involved in direct patient care | | | All Doctors (including GPs) | | | All Qualified Nurses (including GP Practice Nurses) | | | All other professionally qualified clinical staff | | | All Support Staff | | |
|----------|---------------------------------------------|------------------------------------------|-------------|------|---------------------------------------|-------------|------|-----------------------------------------------------|-------------|------|---------------------------------------------------|-------------|-------|---------------------------------------|-------------|------|
| | | No. involved with Direct Patient Care | Doses given | | No. involved with Direct Patient Care | Doses given | | No. involved with Direct Patient Care | Doses given | | No. involved with Direct Patient Care | Doses given | | No. involved with Direct Patient Care | Doses given | |
| | | | No. | % | | No. | % | | No. | % | | No. | % | | | |
| | | | | | | | | | | | | | | | | |
| RYV | CAMBRIDGESHIRE COMMUNITY SERVICES NHS TRUST | 2486 | 920 | 37.0 | 117 | 29 | 24.8 | 1192 | 284 | 23.8 | 539 | 236 | 43.8 | 638 | 371 | 58.2 |
| | | | | | | | | | | | | | | | | |
| | | | | | | | | | | | | | | | | |
| Q36 | London SHA | 160274 | 60514 | 37.8 | 31425 | 11285 | 35.9 | 60175 | 19430 | 32.3 | 29928 | 11284 | 37.7 | 38746 | 18515 | 47.8 |
| | | | | | | | | | | | | | | | | |
| 5A4 | HAVERING PCT | 713 | 368 | 51.6 | 159 | 92 | 57.9 | 97 | 55 | 56.7 | 0 | 0 | 0.0 | 457 | 221 | 48.4 |
| 5A5 | KINGSTON PCT | 711 | 292 | 41.1 | 63 | 32 | 50.8 | 233 | 154 | 66.1 | 198 | 24 | 12.1 | 217 | 82 | 37.8 |
| 5A7 | BROMLEY PCT | 1263 | 853 | 67.5 | 230 | 148 | 64.4 | 390 | 259 | 66.4 | 152 | 95 | 62.5 | 491 | 351 | 71.5 |
| 5A8 | GREENWICH TEACHING PCT | 767 | 313 | 40.8 | 186 | 84 | 45.2 | 124 | 52 | 41.9 | 5 | 5 | 100.0 | 452 | 172 | 38.1 |
| 5A9 | BARNET PCT | 572 | 159 | 27.8 | 350 | 55 | 15.7 | 69 | 21 | 30.4 | 0 | 0 | 0.0 | 153 | 83 | 54.2 |
| 5AT | HILLINGDON PCT | 550 | 242 | 44.0 | 157 | 73 | 46.5 | 84 | 43 | 51.2 | 0 | 0 | 0.0 | 309 | 126 | 40.8 |
| 5C1 | ENFIELD PCT | 376 | 135 | 35.9 | 179 | 24 | 13.4 | 77 | 20 | 26.0 | 0 | 0 | 0.0 | 120 | 91 | 75.8 |
| 5C2 | BARKING AND DAGENHAM PCT | 574 | 278 | 48.4 | 145 | 84 | 57.9 | 82 | 52 | 63.4 | 1 | 1 | 100.0 | 346 | 141 | 40.8 |
| 5C3 | CITY AND HACKNEY TEACHING PCT | 3015 | 1173 | 38.9 | 445 | 258 | 58.0 | 1100 | 336 | 30.6 | 555 | 247 | 44.5 | 915 | 332 | 36.3 |
| 5C4 | TOWER HAMLETS PCT | 699 | 353 | 50.5 | 216 | 121 | 56.0 | 100 | 76 | 76.0 | 0 | 0 | 0.0 | 383 | 156 | 40.7 |
| 5C5 | NEWHAM PCT | 670 | 279 | 41.6 | 226 | 96 | 42.5 | 95 | 45 | 47.4 | 0 | 0 | 0.0 | 349 | 138 | 39.5 |
| 5C9 | HARINGEY TEACHING PCT | 751 | 60 | 8.0 | 510 | 19 | 3.7 | 68 | 24 | 35.3 | 0 | 0 | 0.0 | 173 | 17 | 9.8 |
| 5H1 | HAMMERSMITH AND FULHAM PCT | 199 | 95 | 47.7 | 93 | 57 | 61.3 | 26 | 9 | 34.6 | 7 | 1 | 14.3 | 73 | 28 | 38.4 |
| 5HX | EALING PCT | 111 | 53 | 47.8 | 25 | 13 | 52.0 | 20 | 10 | 50.0 | 4 | 3 | 75.0 | 62 | 27 | 43.5 |
| | | | | | | | | | | | | | | | | |
| 5HY | HOUNSLOW PCT | 265 | 35 | 13.2 | 120 | 11 | 9.2 | 45 | 10 | 22.2 | 0 | 0 | 0.0 | 100 | 14 | 14.0 |
| 5K5 | BRENT TEACHING PCT | 79 | 51 | 64.6 | 30 | 21 | 70.0 | 10 | 7 | 70.0 | 0 | 0 | 0.0 | 39 | 23 | 59.0 |
| 5K6 | HARROW PCT | 644 | 196 | 30.4 | 158 | 62 | 39.2 | 86 | 27 | 31.4 | 0 | 0 | 0.0 | 400 | 107 | 26.8 |
| 5K7 | CAMDEN PCT | 613 | 264 | 43.1 | 208 | 60 | 28.9 | 58 | 21 | 36.2 | 0 | 0 | 0.0 | 347 | 183 | 52.7 |
| 5K8 | ISLINGTON PCT | 583 | 166 | 28.5 | 361 | 53 | 14.7 | 69 | 22 | 31.9 | 0 | 0 | 0.0 | 153 | 91 | 59.5 |

Seasonal Influenza Vaccine Uptake amongst Frontline Healthcare Workers (HCWs) in England Winter season 2012/13

| Org Code | Org Name | All HCWs involved in direct patient care | | | All Doctors (including GPs) | | | All Qualified Nurses (including GP Practice Nurses) | | | All other professionally qualified clinical staff | | | All Support Staff | | |
|----------|----------------------------------------------------------------|------------------------------------------|-------------|------|---------------------------------------|-------------|------|-----------------------------------------------------|-------------|------|---------------------------------------------------|-------------|-------|---------------------------------------|-------------|-------|
| | | No. involved with Direct Patient Care | Doses given | | No. involved with Direct Patient Care | Doses given | | No. involved with Direct Patient Care | Doses given | | No. involved with Direct Patient Care | Doses given | | No. involved with Direct Patient Care | Doses given | |
| | | | No. | % | | No. | % | | No. | No. | | % | No. | | % | |
| | | | | | | | | | | | | | | | | |
| 5K9 | CROYDON PCT | 1351 | 224 | 16.6 | 274 | 70 | 25.6 | 151 | 49 | 32.5 | 0 | 0 | 0.0 | 926 | 105 | 11.3 |
| 5LA | KENSINGTON AND CHELSEA PCT | 64 | 40 | 62.5 | 25 | 21 | 84.0 | 15 | 8 | 53.3 | 4 | 4 | 100.0 | 20 | 7 | 35.0 |
| 5LC | WESTMINSTER PCT | 156 | 58 | 37.2 | 54 | 20 | 37.0 | 32 | 15 | 46.9 | 3 | 1 | 33.3 | 67 | 22 | 32.8 |
| 5LD | LAMBETH PCT | 273 | 143 | 52.4 | 195 | 91 | 46.7 | 78 | 52 | 66.7 | 0 | 0 | 0.0 | 0 | 0 | 0.0 |
| 5LE | SOUTHWARK PCT | 404 | 171 | 42.3 | 172 | 82 | 47.7 | 78 | 43 | 55.1 | 0 | 0 | 0.0 | 154 | 46 | 29.9 |
| 5LF | LEWISHAM PCT | 513 | 236 | 46.0 | 144 | 73 | 50.7 | 71 | 47 | 66.2 | 0 | 0 | 0.0 | 298 | 116 | 38.9 |
| 5LG | WANDSWORTH PCT | 771 | 379 | 49.2 | 260 | 148 | 56.9 | 99 | 52 | 52.5 | 51 | 30 | 58.8 | 361 | 149 | 41.3 |
| 5M6 | RICHMOND AND TWICKENHAM PCT | 1501 | 626 | 41.7 | 161 | 111 | 68.9 | 385 | 166 | 43.1 | 284 | 87 | 30.6 | 671 | 262 | 39.0 |
| 5M7 | SUTTON AND MERTON PCT | 318 | 187 | 58.8 | 127 | 72 | 56.7 | 41 | 25 | 61.0 | 9 | 5 | 55.6 | 141 | 85 | 60.3 |
| 5NA | REDBRIDGE PCT | 439 | 192 | 43.7 | 162 | 62 | 38.3 | 54 | 30 | 55.6 | 0 | 0 | 0.0 | 223 | 100 | 44.8 |
| 5NC | WALTHAM FOREST PCT | 278 | 132 | 47.5 | 75 | 50 | 66.7 | 33 | 13 | 39.4 | 0 | 0 | 0.0 | 170 | 69 | 40.6 |
| R1H | BARTS HEALTH NHS TRUST | 11389 | 3695 | 32.4 | 2591 | 621 | 24.0 | 5098 | 1003 | 19.7 | 1943 | 577 | 29.7 | 1757 | 1494 | 85.0 |
| RAL | ROYAL FREE LONDON NHS FOUNDATION TRUST | 4264 | 2183 | 51.2 | 880 | 389 | 44.2 | 1522 | 595 | 39.1 | 812 | 432 | 53.2 | 1050 | 767 | 73.0 |
| RAN | ROYAL NATIONAL ORTHOPAEDIC HOSPITAL NHS TRUST | 1277 | 428 | 33.5 | 172 | 44 | 25.6 | 423 | 128 | 30.3 | 254 | 68 | 26.8 | 428 | 188 | 43.9 |
| RAP | NORTH MIDDLESEX UNIVERSITY HOSPITAL NHS TRUST | 1760 | 507 | 28.8 | 382 | 115 | 30.1 | 815 | 187 | 22.9 | 211 | 75 | 35.6 | 352 | 130 | 36.9 |
| RAS | THE HILLINGDON HOSPITALS NHS FOUNDATION TRUST | 2019 | 1341 | 66.4 | 360 | 161 | 44.7 | 814 | 591 | 72.6 | 295 | 208 | 70.5 | 550 | 381 | 69.3 |
| RAT | NORTH EAST LONDON NHS FOUNDATION TRUST | 4307 | 1530 | 35.5 | 272 | 57 | 21.0 | 1845 | 452 | 24.5 | 849 | 388 | 45.7 | 1341 | 633 | 47.2 |
| RAX | KINGSTON HOSPITAL NHS TRUST | 2336 | 918 | 39.3 | 432 | 177 | 41.0 | 841 | 297 | 35.3 | 337 | 126 | 37.4 | 726 | 318 | 43.8 |
| RC3 | EALING HOSPITAL NHS TRUST | 3261 | 916 | 28.1 | 461 | 134 | 29.1 | 1426 | 373 | 26.2 | 445 | 200 | 44.9 | 929 | 209 | 22.5 |
| RF4 | BARKING, HAVERING AND REDBRIDGE UNIVERSITY HOSPITALS NHS TRUST | 4375 | 1527 | 34.9 | 911 | 247 | 27.1 | 2003 | 641 | 32.0 | 529 | 181 | 34.2 | 932 | 458 | 49.1 |
| RFW | WEST MIDDLESEX UNIVERSITY HOSPITAL NHS TRUST | 1920 | 780 | 40.6 | 342 | 143 | 41.8 | 675 | 202 | 29.9 | 143 | 51 | 35.7 | 760 | 384 | 50.5 |
| RJ1 | GUY'S AND ST THOMAS' NHS FOUNDATION TRUST | 11762 | 4931 | 41.9 | 2913 | 801 | 27.5 | 4438 | 1845 | 41.6 | 2139 | 872 | 40.8 | 2272 | 1413 | 62.2 |
| RJ2 | LEWISHAM HEALTHCARE NHS TRUST | 2267 | 1274 | 56.2 | 405 | 258 | 63.7 | 1148 | 413 | 36.0 | 367 | 256 | 69.8 | 347 | 347 | 100.0 |
| RJ6 | CROYDON HEALTH SERVICES NHS TRUST | 2426 | 613 | 25.3 | 470 | 133 | 28.3 | 993 | 240 | 24.2 | 494 | 116 | 23.5 | 469 | 124 | 26.4 |

Seasonal Influenza Vaccine Uptake amongst Frontline Healthcare Workers (HCWs) in England Winter season 2012/13

| Org Code | Org Name | All HCWs involved in direct patient care | | | All Doctors (including GPs) | | | All Qualified Nurses (including GP Practice Nurses) | | | All other professionally qualified clinical staff | | | All Support Staff | | |
|----------|----------------------------------------------------------------|------------------------------------------|-------------|------|---------------------------------------|-------------|------|-----------------------------------------------------|-------------|------|---------------------------------------------------|-------------|-------|---------------------------------------|-------------|-------|
| | | No. involved with Direct Patient Care | Doses given | | No. involved with Direct Patient Care | Doses given | | No. involved with Direct Patient Care | Doses given | | No. involved with Direct Patient Care | Doses given | | No. involved with Direct Patient Care | Doses given | |
| | | | No. | % | | No. | % | | No. | % | | No. | % | | | |
| | | | | | | | | | | | | | | | | |
| RJ7 | ST GEORGE'S HEALTHCARE NHS TRUST | 5788 | 3310 | 57.2 | 1407 | 855 | 60.8 | 2570 | 1250 | 48.6 | 1139 | 626 | 55.0 | 672 | 579 | 86.2 |
| RJZ | KING'S COLLEGE HOSPITAL NHS FOUNDATION TRUST | 5014 | 1009 | 20.1 | 1290 | 308 | 23.9 | 2475 | 479 | 19.4 | 575 | 175 | 30.4 | 674 | 47 | 7.0 |
| RKE | THE WHITTINGTON HOSPITAL NHS TRUST | 2733 | 1622 | 59.4 | 472 | 337 | 71.4 | 1245 | 451 | 36.2 | 774 | 594 | 76.7 | 242 | 240 | 99.2 |
| RKL | WEST LONDON MENTAL HEALTH NHS TRUST | 2809 | 639 | 22.8 | 253 | 61 | 24.1 | 1096 | 213 | 19.4 | 491 | 99 | 20.2 | 969 | 266 | 27.5 |
| RNK | TAVISTOCK AND PORTMAN NHS FOUNDATION TRUST | 494 | 70 | 14.2 | 48 | 12 | 25.0 | 10 | 2 | 20.0 | 249 | 37 | 14.9 | 187 | 19 | 10.2 |
| RP4 | GREAT ORMOND STREET HOSPITAL FOR CHILDREN NHS FOUNDATION TRUST | 3615 | 1175 | 32.5 | 648 | 241 | 37.2 | 1284 | 457 | 35.6 | 666 | 239 | 35.9 | 1017 | 238 | 23.4 |
| RP6 | MOORFIELDS EYE HOSPITAL NHS FOUNDATION TRUST | 1273 | 473 | 37.2 | 371 | 88 | 23.7 | 392 | 112 | 28.6 | 258 | 74 | 28.7 | 252 | 199 | 79.0 |
| RPG | OXLEAS NHS FOUNDATION TRUST | 2917 | 359 | 12.3 | 181 | 38 | 21.0 | 1097 | 142 | 12.9 | 553 | 58 | 10.5 | 1086 | 121 | 11.1 |
| RPY | THE ROYAL MARSDEN NHS FOUNDATION TRUST | 2621 | 1223 | 46.7 | 361 | 195 | 54.0 | 1183 | 477 | 40.3 | 458 | 213 | 46.5 | 619 | 338 | 54.6 |
| RQM | CHELSEA AND WESTMINSTER HOSPITAL NHS FOUNDATION TRUST | 2746 | 1607 | 58.5 | 616 | 376 | 61.0 | 1110 | 534 | 48.1 | 426 | 238 | 55.9 | 594 | 459 | 77.3 |
| RQX | HOMERTON UNIVERSITY HOSPITAL NHS FOUNDATION TRUST | 3015 | 1195 | 39.6 | 445 | 259 | 58.2 | 1100 | 340 | 30.9 | 555 | 259 | 46.7 | 915 | 337 | 36.8 |
| RQY | SOUTH WEST LONDON AND ST GEORGE'S MENTAL HEALTH NHS TRUST | 1691 | 211 | 12.5 | 273 | 47 | 17.2 | 627 | 52 | 8.3 | 444 | 76 | 17.1 | 347 | 36 | 10.4 |
| RRP | BARNET, ENFIELD AND HARINGEY MENTAL HEALTH NHS TRUST | 2043 | 479 | 23.5 | 227 | 68 | 30.0 | 815 | 212 | 26.0 | 449 | 137 | 30.5 | 552 | 62 | 11.2 |
| RRU | LONDON AMBULANCE SERVICE NHS TRUST | 4115 | 1102 | 26.8 | 0 | 0 | 0.0 | 0 | 0 | 0.0 | 4115 | 1102 | 26.8 | 0 | 0 | 0.0 |
| RRV | UNIVERSITY COLLEGE LONDON HOSPITALS NHS FOUNDATION TRUST | 6033 | 2911 | 48.3 | 1296 | 716 | 55.3 | 2434 | 1062 | 43.6 | 1411 | 493 | 34.9 | 892 | 640 | 71.7 |
| RT3 | ROYAL BROMPTON AND HAREFIELD NHS FOUNDATION TRUST | 2267 | 1205 | 53.2 | 467 | 148 | 31.7 | 1168 | 425 | 36.4 | 361 | 361 | 100.0 | 271 | 271 | 100.0 |
| RV3 | CENTRAL AND NORTH WEST LONDON NHS FOUNDATION TRUST | 3935 | 1157 | 29.4 | 459 | 122 | 26.6 | 1670 | 405 | 24.3 | 967 | 235 | 24.3 | 839 | 395 | 47.1 |
| RV5 | SOUTH LONDON AND MAUDSLEY NHS FOUNDATION TRUST | 3536 | 658 | 18.6 | 446 | 74 | 16.6 | 1543 | 321 | 20.8 | 798 | 193 | 24.2 | 749 | 70 | 9.3 |
| RV8 | NORTH WEST LONDON HOSPITALS NHS TRUST | 4083 | 1189 | 29.1 | 890 | 202 | 22.7 | 1661 | 371 | 22.3 | 746 | 222 | 29.8 | 786 | 394 | 50.1 |
| RVL | BARNET AND CHASE FARM HOSPITALS NHS TRUST | 3382 | 1663 | 49.2 | 737 | 161 | 21.9 | 1487 | 727 | 48.9 | 524 | 399 | 76.2 | 634 | 376 | 59.3 |

Seasonal Influenza Vaccine Uptake amongst Frontline Healthcare Workers (HCWs) in England Winter season 2012/13

| Org Code | Org Name | All HCWs involved in direct patient care | | | All Doctors (including GPs) | | | All Qualified Nurses (including GP Practice Nurses) | | | All other professionally qualified clinical staff | | | All Support Staff | | |
|----------|----------------------------------------------------------------------|------------------------------------------|-------------|------|---------------------------------------|-------------|------|-----------------------------------------------------|-------------|------|---------------------------------------------------|-------------|------|---------------------------------------|-------------|------|
| | | No. involved with Direct Patient Care | Doses given | | No. involved with Direct Patient Care | Doses given | | No. involved with Direct Patient Care | Doses given | | No. involved with Direct Patient Care | Doses given | | No. involved with Direct Patient Care | Doses given | |
| | | | No. | % | | No. | % | | No. | % | | No. | % | | No. | % |
| | | | | | | | | | | | | | | | | |
| RVR | EPSOM AND ST HELIER UNIVERSITY HOSPITALS NHS TRUST | 3847 | 1399 | 36.4 | 636 | 241 | 37.9 | 1497 | 416 | 27.8 | 426 | 158 | 37.1 | 1288 | 584 | 45.3 |
| RWK | EAST LONDON NHS FOUNDATION TRUST | 3098 | 500 | 16.1 | 303 | 61 | 20.1 | 1116 | 130 | 11.7 | 631 | 107 | 17.0 | 1048 | 202 | 19.3 |
| RY9 | HOUNSLOW AND RICHMOND COMMUNITY HEALTHCARE NHS TRUST | 766 | 309 | 40.3 | 9 | 4 | 44.4 | 290 | 117 | 40.3 | 303 | 87 | 28.7 | 164 | 101 | 61.6 |
| RYJ | IMPERIAL COLLEGE HEALTHCARE NHS TRUST | 7164 | 3162 | 44.1 | 2259 | 801 | 35.5 | 2756 | 1079 | 39.2 | 1169 | 452 | 38.7 | 980 | 830 | 84.7 |
| RYQ | SOUTH LONDON HEALTHCARE NHS TRUST | 4364 | 1945 | 44.6 | 911 | 323 | 35.5 | 2015 | 492 | 24.4 | 461 | 270 | 58.6 | 977 | 860 | 88.0 |
| RYX | CENTRAL LONDON COMMUNITY HEALTHCARE NHS TRUST | 2755 | 890 | 32.3 | 75 | 11 | 14.7 | 1130 | 299 | 26.5 | 674 | 220 | 32.6 | 876 | 360 | 41.1 |
| TAF | CAMDEN & ISLINGTON MENTAL HEALTH AND SOCIAL CARE TRUST (Trust based) | 1033 | 384 | 37.2 | 128 | 35 | 27.3 | 400 | 106 | 26.5 | 193 | 96 | 49.7 | 312 | 147 | 47.1 |
| TAK | BEXLEY CARE TRUST | 551 | 272 | 49.4 | 116 | 58 | 50.0 | 93 | 49 | 52.7 | 21 | 11 | 52.4 | 321 | 154 | 48.0 |
| | | | | | | | | | | | | | | | | |
| Q37 | South East Coast SHA | 76648 | 28811 | 37.6 | 10941 | 4059 | 37.1 | 26559 | 8679 | 32.7 | 12604 | 4993 | 39.6 | 26544 | 11080 | 41.7 |
| | | | | | | | | | | | | | | | | |
| 5L3 | MEDWAY PCT | 1980 | 650 | 32.8 | 162 | 99 | 61.1 | 487 | 175 | 35.9 | 223 | 121 | 54.3 | 1108 | 255 | 23.0 |
| 5LQ | BRIGHTON AND HOVE CITY PCT | 778 | 424 | 54.5 | 189 | 118 | 62.4 | 114 | 79 | 69.3 | 14 | 11 | 78.6 | 461 | 216 | 46.9 |
| 5P5 | SURREY PCT | 6135 | 2065 | 33.7 | 782 | 364 | 46.6 | 2170 | 527 | 24.3 | 815 | 235 | 28.8 | 2368 | 939 | 39.7 |
| 5P6 | WEST SUSSEX PCT | 2401 | 1165 | 48.5 | 547 | 297 | 54.3 | 357 | 210 | 58.8 | 0 | 0 | 0.0 | 1497 | 658 | 44.0 |
| 5P7 | EAST SUSSEX DOWNS AND WEALD PCT | 1080 | 742 | 68.7 | 270 | 183 | 67.8 | 140 | 129 | 92.1 | 0 | 0 | 0.0 | 670 | 430 | 64.2 |
| 5P8 | HASTINGS AND ROTHER PCT | 659 | 348 | 52.8 | 130 | 85 | 65.4 | 88 | 48 | 54.6 | 0 | 0 | 0.0 | 441 | 215 | 48.8 |
| 5P9 | WEST KENT PCT | 1599 | 920 | 57.5 | 473 | 239 | 50.5 | 252 | 146 | 57.9 | 0 | 0 | 0.0 | 874 | 535 | 61.2 |
| 5QA | EASTERN AND COASTAL KENT PCT | 2051 | 925 | 45.1 | 480 | 239 | 49.8 | 292 | 129 | 44.2 | 0 | 0 | 0.0 | 1279 | 557 | 43.5 |
| RA2 | ROYAL SURREY COUNTY HOSPITAL NHS FOUNDATION TRUST | 2641 | 727 | 27.5 | 491 | 103 | 21.0 | 1069 | 190 | 17.8 | 540 | 173 | 32.0 | 541 | 261 | 48.2 |
| RDR | SUSSEX COMMUNITY NHS TRUST | 4324 | 1230 | 28.5 | 171 | 20 | 11.7 | 1525 | 482 | 31.6 | 926 | 292 | 31.5 | 1702 | 436 | 25.6 |
| RDU | FRIMLEY PARK HOSPITAL NHS FOUNDATION TRUST | 4121 | 2173 | 52.7 | 508 | 218 | 42.9 | 1342 | 773 | 57.6 | 473 | 253 | 53.5 | 1798 | 929 | 51.7 |
| RN7 | DARTFORD AND GRAVESHAM NHS TRUST | 2071 | 1409 | 68.0 | 318 | 169 | 53.1 | 838 | 510 | 60.9 | 277 | 163 | 58.8 | 638 | 567 | 88.9 |
| RPA | MEDWAY NHS FOUNDATION TRUST | 2549 | 1165 | 45.7 | 454 | 151 | 33.3 | 1170 | 473 | 40.4 | 296 | 186 | 62.8 | 629 | 355 | 56.4 |

Seasonal Influenza Vaccine Uptake amongst Frontline Healthcare Workers (HCWs) in England Winter season 2012/13

| Org Code | Org Name | All HCWs involved in direct patient care | | | All Doctors (including GPs) | | | All Qualified Nurses (including GP Practice Nurses) | | | All other professionally qualified clinical staff | | | All Support Staff | | |
|----------|-------------------------------------------------------|------------------------------------------|-------------|------|---------------------------------------|-------------|-------|-----------------------------------------------------|-------------|------|---------------------------------------------------|-------------|------|---------------------------------------|-------------|------|
| | | No. involved with Direct Patient Care | Doses given | | No. involved with Direct Patient Care | Doses given | | No. involved with Direct Patient Care | Doses given | | No. involved with Direct Patient Care | Doses given | | No. involved with Direct Patient Care | Doses given | |
| | | | No. | % | | No. | % | | No. | % | | No. | % | | No. | % |
| | | | | | | | | | | | | | | | | |
| RPC | QUEEN VICTORIA HOSPITAL NHS FOUNDATION TRUST | 962 | 503 | 52.3 | 170 | 59 | 34.7 | 228 | 135 | 59.2 | 127 | 86 | 67.7 | 437 | 223 | 51.0 |
| RTK | ASHFORD AND ST PETER'S HOSPITALS NHS FOUNDATION TRUST | 2185 | 1037 | 47.5 | 469 | 164 | 35.0 | 995 | 353 | 35.5 | 380 | 183 | 48.2 | 341 | 337 | 98.8 |
| RTP | SURREY AND SUSSEX HEALTHCARE NHS TRUST | 2976 | 1010 | 33.9 | 461 | 116 | 25.2 | 1102 | 380 | 34.5 | 349 | 123 | 35.2 | 1064 | 391 | 36.7 |
| RVV | EAST KENT HOSPITALS UNIVERSITY NHS FOUNDATION TRUST | 5722 | 2120 | 37.1 | 887 | 341 | 38.4 | 2309 | 801 | 34.7 | 745 | 495 | 66.4 | 1781 | 483 | 27.1 |
| RWF | MAIDSTONE AND TUNBRIDGE WELLS NHS TRUST | 4135 | 1334 | 32.3 | 628 | 169 | 26.9 | 1437 | 436 | 30.3 | 748 | 289 | 38.6 | 1322 | 440 | 33.3 |
| RX2 | SUSSEX PARTNERSHIP NHS FOUNDATION TRUST | 2749 | 1086 | 39.5 | 469 | 120 | 25.6 | 961 | 378 | 39.3 | 317 | 181 | 57.1 | 1002 | 407 | 40.6 |
| RXC | EAST SUSSEX HEALTHCARE NHS TRUST | 5646 | 1529 | 27.1 | 589 | 169 | 28.7 | 2223 | 565 | 25.4 | 1964 | 272 | 13.9 | 870 | 523 | 60.1 |
| RXH | BRIGHTON AND SUSSEX UNIVERSITY HOSPITALS NHS TRUST | 5719 | 1716 | 30.0 | 1125 | 271 | 24.1 | 2401 | 533 | 22.2 | 589 | 181 | 30.7 | 1604 | 731 | 45.6 |
| RXX | SURREY AND BORDERS PARTNERSHIP NHS FOUNDATION TRUST | 1840 | 444 | 24.1 | 182 | 58 | 31.9 | 618 | 141 | 22.8 | 359 | 107 | 29.8 | 681 | 138 | 20.3 |
| RXY | KENT AND MEDWAY NHS AND SOCIAL CARE PARTNERSHIP TRUST | 2366 | 599 | 25.3 | 185 | 49 | 26.5 | 888 | 222 | 25.0 | 403 | 152 | 37.7 | 890 | 176 | 19.8 |
| RYD | SOUTH EAST COAST AMBULANCE SERVICE NHS TRUST | 1800 | 735 | 40.8 | 0 | 0 | 0.0 | 0 | 0 | 0.0 | 1800 | 735 | 40.8 | 0 | 0 | 0.0 |
| RYR | WESTERN SUSSEX HOSPITALS NHS TRUST | 4074 | 1981 | 48.6 | 670 | 252 | 37.6 | 1632 | 612 | 37.5 | 505 | 457 | 90.5 | 1267 | 660 | 52.1 |
| RYY | KENT COMMUNITY HEALTH NHS TRUST | 4085 | 774 | 19.0 | 131 | 6 | 4.6 | 1921 | 252 | 13.1 | 754 | 298 | 39.5 | 1279 | 218 | 17.0 |
| | | | | | | | | | | | | | | | | |
| Q38 | South Central SHA | 64195 | 26830 | 41.8 | 9324 | 4257 | 45.7 | 22632 | 8459 | 37.4 | 10132 | 4496 | 44.4 | 22107 | 9618 | 43.5 |
| | | | | | | | | | | | | | | | | |
| 5CQ | MILTON KEYNES PCT | 1809 | 790 | 43.7 | 215 | 100 | 46.5 | 512 | 189 | 36.9 | 201 | 68 | 33.8 | 881 | 433 | 49.1 |
| 5FE | PORTSMOUTH CITY TEACHING PCT | 330 | 119 | 36.1 | 3 | 3 | 100.0 | 10 | 2 | 20.0 | 13 | 2 | 15.4 | 304 | 112 | 36.8 |
| 5L1 | SOUTHAMPTON CITY PCT | 441 | 332 | 75.3 | 189 | 143 | 75.7 | 127 | 90 | 70.9 | 49 | 43 | 87.8 | 76 | 56 | 73.7 |
| 5QC | HAMPSHIRE PCT | 0 | 0 | 0.0 | 0 | 0 | 0.0 | 0 | 0 | 0.0 | 0 | 0 | 0.0 | 0 | 0 | 0.0 |
| 5QD | BUCKINGHAMSHIRE PCT | 1245 | 770 | 61.9 | 333 | 213 | 64.0 | 187 | 124 | 66.3 | 41 | 30 | 73.2 | 684 | 403 | 58.9 |
| 5QE | OXFORDSHIRE PCT | 1479 | 890 | 60.2 | 409 | 257 | 62.8 | 208 | 141 | 67.8 | 64 | 40 | 62.5 | 798 | 452 | 56.6 |
| 5QF | BERKSHIRE WEST PCT | 1421 | 866 | 60.9 | 359 | 210 | 58.5 | 210 | 153 | 72.9 | 14 | 10 | 71.4 | 838 | 493 | 58.8 |
| 5QG | BERKSHIRE EAST PCT | 810 | 523 | 64.6 | 254 | 173 | 68.1 | 127 | 112 | 88.2 | 0 | 0 | 0.0 | 429 | 238 | 55.5 |
| 5QT | ISLE OF WIGHT NHS PCT | 0 | 0 | 0.0 | 0 | 0 | 0.0 | 0 | 0 | 0.0 | 0 | 0 | 0.0 | 0 | 0 | 0.0 |

Seasonal Influenza Vaccine Uptake amongst Frontline Healthcare Workers (HCWs) in England Winter season 2012/13

| Org Code | Org Name | All HCWs involved in direct patient care | | | All Doctors (including GPs) | | | All Qualified Nurses (including GP Practice Nurses) | | | All other professionally qualified clinical staff | | | All Support Staff | | |
|----------|------------------------------------------------------------|------------------------------------------|-------------|------|---------------------------------------|-------------|------|-----------------------------------------------------|-------------|-------|---------------------------------------------------|-------------|------|---------------------------------------|-------------|------|
| | | No. involved with Direct Patient Care | Doses given | | No. involved with Direct Patient Care | Doses given | | No. involved with Direct Patient Care | Doses given | | No. involved with Direct Patient Care | Doses given | | No. involved with Direct Patient Care | Doses given | |
| | | | No. | % | | No. | % | | No. | % | | No. | % | | No. | % |
| | | | | | | | | | | | | | | | | |
| R1C | SOLENT NHS TRUST | 2702 | 1476 | 54.6 | 181 | 82 | 45.3 | 1105 | 423 | 38.3 | 695 | 438 | 63.0 | 721 | 533 | 73.9 |
| R1F | ISLE OF WIGHT NHS TRUST | 0 | 0 | 0.0 | 0 | 0 | 0.0 | 0 | 0 | 0.0 | 0 | 0 | 0.0 | 0 | 0 | 0.0 |
| RD7 | HEATHERWOOD AND WEXHAM PARK HOSPITALS NHS FOUNDATION TRUST | 2524 | 1023 | 40.5 | 467 | 129 | 27.6 | 1153 | 362 | 31.4 | 297 | 152 | 51.2 | 607 | 380 | 62.6 |
| RD8 | MILTON KEYNES HOSPITAL NHS FOUNDATION TRUST | 2341 | 940 | 40.2 | 355 | 97 | 27.3 | 1008 | 300 | 29.8 | 306 | 152 | 49.7 | 672 | 391 | 58.2 |
| RHM | UNIVERSITY HOSPITAL SOUTHAMPTON NHS FOUNDATION TRUST | 7734 | 3386 | 43.8 | 1556 | 523 | 33.6 | 3235 | 1437 | 44.4 | 1158 | 443 | 38.3 | 1785 | 983 | 55.1 |
| RHU | PORTSMOUTH HOSPITALS NHS TRUST | 0 | 0 | 0.0 | 0 | 0 | 0.0 | 0 | 0 | 0.0 | 0 | 0 | 0.0 | 0 | 0 | 0.0 |
| RHW | ROYAL BERKSHIRE NHS FOUNDATION TRUST | 3464 | 883 | 25.5 | 707 | 205 | 29.0 | 1698 | 383 | 22.6 | 280 | 125 | 44.6 | 779 | 170 | 21.8 |
| RHX | *DORMANT* OXFORDSHIRE LEARNING DISABILITY NHS TRUST | 1009 | 82 | 8.1 | 21 | 4 | 19.1 | 103 | 5 | 4.9 | 78 | 20 | 25.6 | 807 | 53 | 6.6 |
| RN5 | HAMPSHIRE HOSPITALS NHS FOUNDATION TRUST | 5213 | 2059 | 39.5 | 735 | 231 | 31.4 | 1902 | 627 | 33.0 | 707 | 512 | 72.4 | 1869 | 689 | 36.9 |
| RNU | OXFORD HEALTH NHS FOUNDATION TRUST | 5544 | 1372 | 24.8 | 266 | 81 | 30.5 | 1912 | 449 | 23.5 | 1286 | 394 | 30.6 | 2080 | 448 | 21.5 |
| RTH | OXFORD UNIVERSITY HOSPITALS NHS TRUST | 8968 | 5259 | 58.6 | 2173 | 1345 | 61.9 | 3648 | 1919 | 52.6 | 1477 | 968 | 65.5 | 1670 | 1027 | 61.5 |
| RW1 | SOUTHERN HEALTH NHS FOUNDATION TRUST | 6395 | 1921 | 30.0 | 284 | 83 | 29.2 | 2232 | 461 | 20.7 | 857 | 287 | 33.5 | 3022 | 1090 | 36.1 |
| RWX | BERKSHIRE HEALTHCARE NHS FOUNDATION TRUST | 3033 | 1046 | 34.5 | 181 | 83 | 45.9 | 1325 | 449 | 33.9 | 742 | 240 | 32.4 | 785 | 274 | 34.9 |
| RXQ | BUCKINGHAMSHIRE HEALTHCARE NHS TRUST | 5099 | 2412 | 47.3 | 633 | 294 | 46.5 | 1919 | 822 | 42.8 | 769 | 334 | 43.4 | 1778 | 962 | 54.1 |
| RYE | SOUTH CENTRAL AMBULANCE SERVICE NHS TRUST | 2634 | 681 | 25.9 | 3 | 1 | 33.3 | 11 | 11 | 100.0 | 1098 | 238 | 21.7 | 1522 | 431 | 28.3 |
| | | | | | | | | | | | | | | | | |
| | | | | | | | | | | | | | | | | |
| Q39 | South West SHA | 110070 | 42649 | 38.7 | 15007 | 6063 | 40.4 | 37881 | 12864 | 34.0 | 19988 | 8820 | 44.1 | 37194 | 14902 | 40.1 |
| | | | | | | | | | | | | | | | | |
| 5A3 | SOUTH GLOUCESTERSHIRE PCT | 853 | 550 | 64.5 | 201 | 132 | 65.7 | 122 | 106 | 86.9 | 82 | 19 | 23.2 | 448 | 293 | 65.4 |
| 5F1 | PLYMOUTH TEACHING PCT | 2524 | 990 | 39.2 | 197 | 126 | 64.0 | 778 | 303 | 39.0 | 338 | 136 | 40.2 | 1211 | 425 | 35.1 |
| 5FL | BATH AND NORTH EAST SOMERSET PCT | 1454 | 759 | 52.2 | 180 | 125 | 69.4 | 443 | 211 | 47.6 | 147 | 53 | 36.1 | 684 | 370 | 54.1 |
| 5K3 | SWINDON PCT | 1141 | 572 | 50.1 | 186 | 94 | 50.5 | 247 | 126 | 51.0 | 97 | 49 | 50.5 | 611 | 303 | 49.6 |
| 5M8 | NORTH SOMERSET PCT | 1315 | 673 | 51.2 | 186 | 125 | 67.2 | 412 | 182 | 44.2 | 89 | 35 | 39.3 | 628 | 331 | 52.7 |

Seasonal Influenza Vaccine Uptake amongst Frontline Healthcare Workers (HCWs) in England Winter season 2012/13

| Org Code | Org Name | All HCWs involved in direct patient care | | | All Doctors (including GPs) | | | All Qualified Nurses (including GP Practice Nurses) | | | All other professionally qualified clinical staff | | | All Support Staff | | |
|----------|-----------------------------------------------------------------------|------------------------------------------|-------------|------|---------------------------------------|-------------|------|-----------------------------------------------------|-------------|------|---------------------------------------------------|-------------|------|---------------------------------------|-------------|------|
| | | No. involved with Direct Patient Care | Doses given | | No. involved with Direct Patient Care | Doses given | | No. involved with Direct Patient Care | Doses given | | No. involved with Direct Patient Care | Doses given | | No. involved with Direct Patient Care | Doses given | |
| | | | No. | % | | No. | % | | No. | % | | No. | % | | No. | % |
| | | | | | | | | | | | | | | | | |
| 5QH | GLOUCESTERSHIRE PCT | 3814 | 1240 | 32.5 | 535 | 94 | 17.6 | 1162 | 374 | 32.2 | 401 | 223 | 55.6 | 1716 | 549 | 32.0 |
| 5QJ | BRISTOL PCT | 2072 | 812 | 39.2 | 236 | 196 | 83.1 | 970 | 277 | 28.6 | 116 | 24 | 20.7 | 750 | 315 | 42.0 |
| 5QK | WILTSHIRE PCT | 1094 | 662 | 60.5 | 264 | 177 | 67.1 | 202 | 135 | 66.8 | 27 | 24 | 88.9 | 601 | 326 | 54.2 |
| 5QL | SOMERSET PCT | 2515 | 807 | 32.1 | 680 | 266 | 39.1 | 547 | 151 | 27.6 | 290 | 11 | 3.8 | 998 | 379 | 38.0 |
| 5QM | DORSET PCT | 932 | 575 | 61.7 | 204 | 119 | 58.3 | 194 | 108 | 55.7 | 66 | 37 | 56.1 | 468 | 311 | 66.5 |
| 5QN | BOURNEMOUTH AND POOLE TEACHING PCT | 858 | 375 | 43.7 | 267 | 121 | 45.3 | 171 | 69 | 40.4 | 25 | 9 | 36.0 | 395 | 176 | 44.6 |
| 5QP | CORNWALL AND ISLES OF SCILLY PCT | 2728 | 1595 | 58.5 | 344 | 214 | 62.2 | 958 | 461 | 48.1 | 257 | 112 | 43.6 | 1169 | 808 | 69.1 |
| 5QQ | DEVON PCT | 4378 | 2228 | 50.9 | 738 | 192 | 26.0 | 1253 | 733 | 58.5 | 997 | 507 | 50.9 | 1390 | 796 | 57.3 |
| R1G | TORBAY AND SOUTHERN DEVON HEALTH AND CARE NHS TRUST | 0 | 0 | 0.0 | 0 | 0 | 0.0 | 0 | 0 | 0.0 | 0 | 0 | 0.0 | 0 | 0 | 0.0 |
| RA3 | WESTON AREA HEALTH NHS TRUST | 1498 | 468 | 31.2 | 218 | 72 | 33.0 | 529 | 173 | 32.7 | 206 | 80 | 38.8 | 545 | 143 | 26.2 |
| RA4 | YEOVIL DISTRICT HOSPITAL NHS FOUNDATION TRUST | 1862 | 757 | 40.7 | 254 | 116 | 45.7 | 653 | 253 | 38.7 | 154 | 94 | 61.0 | 801 | 294 | 36.7 |
| RA7 | UNIVERSITY HOSPITALS BRISTOL NHS FOUNDATION TRUST | 5831 | 2012 | 34.5 | 1074 | 382 | 35.6 | 2396 | 725 | 30.3 | 1066 | 485 | 45.5 | 1295 | 420 | 32.4 |
| RA9 | SOUTH DEVON HEALTHCARE NHS FOUNDATION TRUST | 4135 | 1788 | 43.2 | 436 | 238 | 54.6 | 991 | 460 | 46.4 | 1281 | 698 | 54.5 | 1427 | 392 | 27.5 |
| RBA | TAUNTON AND SOMERSET NHS FOUNDATION TRUST | 2482 | 1087 | 43.8 | 470 | 114 | 24.3 | 1115 | 287 | 25.7 | 339 | 142 | 41.9 | 558 | 544 | 97.5 |
| RBB | ROYAL NATIONAL HOSPITAL FOR RHEUMATIC DISEASES NHS FOUNDATION TRUST | 205 | 79 | 38.5 | 19 | 5 | 26.3 | 51 | 20 | 39.2 | 77 | 38 | 49.4 | 58 | 16 | 27.6 |
| RBD | DORSET COUNTY HOSPITAL NHS FOUNDATION TRUST | 2452 | 962 | 39.2 | 346 | 156 | 45.1 | 852 | 315 | 37.0 | 262 | 118 | 45.0 | 992 | 373 | 37.6 |
| RBZ | NORTHERN DEVON HEALTHCARE NHS TRUST | 1922 | 686 | 35.7 | 243 | 104 | 42.8 | 789 | 258 | 32.7 | 399 | 119 | 29.8 | 491 | 205 | 41.8 |
| RD1 | ROYAL UNITED HOSPITAL BATH NHS TRUST | 2958 | 704 | 23.8 | 520 | 108 | 20.8 | 1222 | 269 | 22.0 | 450 | 174 | 38.7 | 766 | 153 | 20.0 |
| RD3 | POOLE HOSPITAL NHS FOUNDATION TRUST | 2801 | 1026 | 36.6 | 464 | 140 | 30.2 | 1058 | 313 | 29.6 | 564 | 255 | 45.2 | 715 | 318 | 44.5 |
| RDY | DORSET HEALTHCARE UNIVERSITY NHS FOUNDATION TRUST | 5232 | 1183 | 22.6 | 219 | 54 | 24.7 | 1844 | 402 | 21.8 | 696 | 216 | 31.0 | 2473 | 511 | 20.7 |
| RDZ | THE ROYAL BOURNEMOUTH AND CHRISTCHURCH HOSPITALS NHS FOUNDATION TRUST | 2847 | 1330 | 46.7 | 481 | 224 | 46.6 | 1274 | 502 | 39.4 | 414 | 346 | 83.6 | 678 | 258 | 38.1 |
| REF | ROYAL CORNWALL HOSPITALS NHS TRUST | 3559 | 1748 | 49.1 | 620 | 354 | 57.1 | 1477 | 640 | 43.3 | 605 | 360 | 59.5 | 857 | 394 | 46.0 |
| RH5 | SOMERSET PARTNERSHIP NHS FOUNDATION TRUST | 2673 | 1028 | 38.5 | 102 | 30 | 29.4 | 1194 | 269 | 22.5 | 524 | 290 | 55.3 | 853 | 439 | 51.5 |

Seasonal Influenza Vaccine Uptake amongst Frontline Healthcare Workers (HCWs) in England Winter season 2012/13

| Org Code | Org Name | All HCWs involved in direct patient care | | | All Doctors (including GPs) | | | All Qualified Nurses (including GP Practice Nurses) | | | All other professionally qualified clinical staff | | | All Support Staff | | |
|----------|--------------------------------------------------------|------------------------------------------|-------------|------|---------------------------------------|-------------|------|-----------------------------------------------------|-------------|------|---------------------------------------------------|-------------|------|---------------------------------------|-------------|-------|
| | | No. involved with Direct Patient Care | Doses given | | No. involved with Direct Patient Care | Doses given | | No. involved with Direct Patient Care | Doses given | | No. involved with Direct Patient Care | Doses given | | No. involved with Direct Patient Care | Doses given | |
| | | | No. | % | | No. | % | | No. | No. | | % | No. | | % | |
| | | | | | | | | | | | | | | | | |
| RH8 | ROYAL DEVON AND EXETER NHS FOUNDATION TRUST | 5214 | 1897 | 36.4 | 790 | 294 | 37.2 | 1734 | 611 | 35.2 | 748 | 354 | 47.3 | 1942 | 638 | 32.9 |
| RJ8 | CORNWALL PARTNERSHIP NHS FOUNDATION TRUST | 1794 | 558 | 31.1 | 75 | 19 | 25.3 | 596 | 108 | 18.1 | 558 | 203 | 36.4 | 565 | 228 | 40.4 |
| RK9 | PLYMOUTH HOSPITALS NHS TRUST | 4513 | 1866 | 41.4 | 1232 | 336 | 27.3 | 1750 | 593 | 33.9 | 617 | 271 | 43.9 | 914 | 666 | 72.9 |
| RN3 | GREAT WESTERN HOSPITALS NHS FOUNDATION TRUST | 4437 | 1532 | 34.5 | 526 | 211 | 40.1 | 1985 | 592 | 29.8 | 783 | 240 | 30.7 | 1143 | 489 | 42.8 |
| RNZ | SALISBURY NHS FOUNDATION TRUST | 2240 | 1174 | 52.4 | 381 | 190 | 49.9 | 963 | 342 | 35.5 | 280 | 228 | 81.4 | 616 | 414 | 67.2 |
| RTE | GLOUCESTERSHIRE HOSPITALS NHS FOUNDATION TRUST | 6457 | 2228 | 34.5 | 824 | 299 | 36.3 | 2464 | 763 | 31.0 | 935 | 649 | 69.4 | 2234 | 517 | 23.1 |
| RTQ | 2GETHER NHS FOUNDATION TRUST | 1582 | 639 | 40.4 | 114 | 55 | 48.3 | 744 | 337 | 45.3 | 142 | 111 | 78.2 | 582 | 136 | 23.4 |
| RVJ | NORTH BRISTOL NHS TRUST | 8260 | 2288 | 27.7 | 883 | 338 | 38.3 | 2705 | 740 | 27.4 | 1357 | 368 | 27.1 | 3315 | 842 | 25.4 |
| RVN | AVON AND WILTSHIRE MENTAL HEALTH PARTNERSHIP NHS TRUST | 2931 | 1223 | 41.7 | 262 | 137 | 52.3 | 1102 | 337 | 30.6 | 700 | 215 | 30.7 | 867 | 534 | 61.6 |
| RWV | DEVON PARTNERSHIP NHS TRUST | 1656 | 468 | 28.3 | 143 | 36 | 25.2 | 633 | 190 | 30.0 | 387 | 90 | 23.3 | 493 | 152 | 30.8 |
| RX5 | GREAT WESTERN AMBULANCE SERVICE NHS TRUST | 1735 | 795 | 45.8 | 0 | 0 | 0.0 | 0 | 0 | 0.0 | 1304 | 597 | 45.8 | 431 | 198 | 45.9 |
| RYF | SOUTH WESTERN AMBULANCE SERVICE NHS TRUST | 1990 | 719 | 36.1 | 0 | 0 | 0.0 | 0 | 0 | 0.0 | 1990 | 719 | 36.1 | 0 | 0 | 0.0 |
| TAL | TORBAY CARE TRUST | 1126 | 566 | 50.3 | 93 | 70 | 75.3 | 301 | 129 | 42.9 | 218 | 121 | 55.5 | 514 | 246 | 47.86 |

Appendix F

Table 4

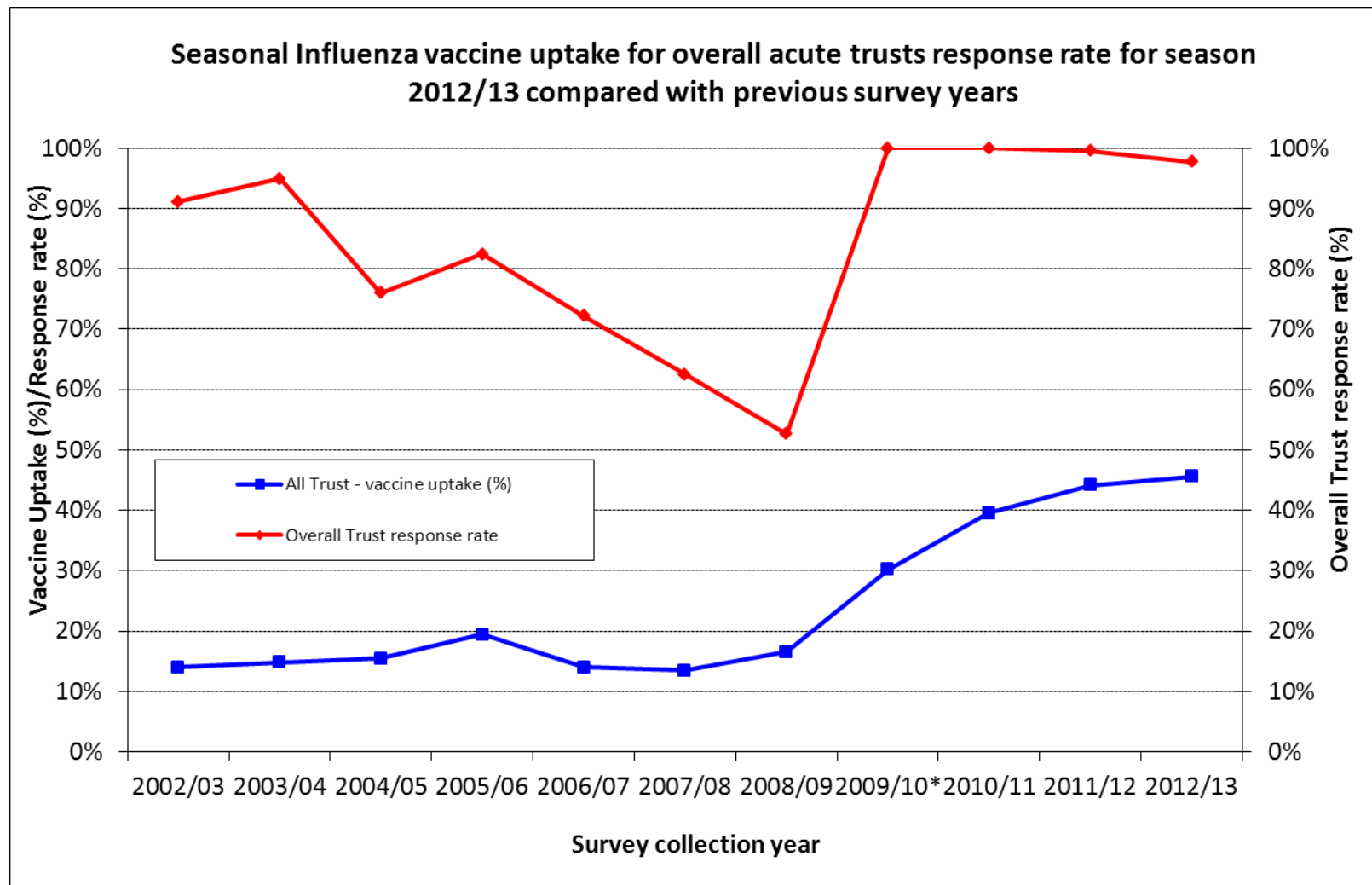
Seasonal Influenza vaccine uptake for Acute Trusts (only) for season 2012/13 compared to previous survey years

| Survey Collection Year | 2002/03 | 2003/04 | 2004/05 | 2005/06 | 2006/07 | 2007/08 | 2008/09 | 2009/10* | 2010/11 | 2011/12 | 2012/13 |
|--------------------------------------|---------|---------|---------|---------|---------|---------|---------|----------|---------|---------|---------|
| Overall Trust response rate | 91.10% | 94.90% | 76.00% | 82.40% | 72.20% | 62.50% | 52.60% | 100% | 100% | 99.50% | 97.7% |
| Acute NHS Trust - vaccine uptake (%) | 14.00% | 14.80% | 15.40% | 19.40% | 14.00% | 13.40% | 16.50% | 30.20% | 39.50% | 44.10% | 45.3% |

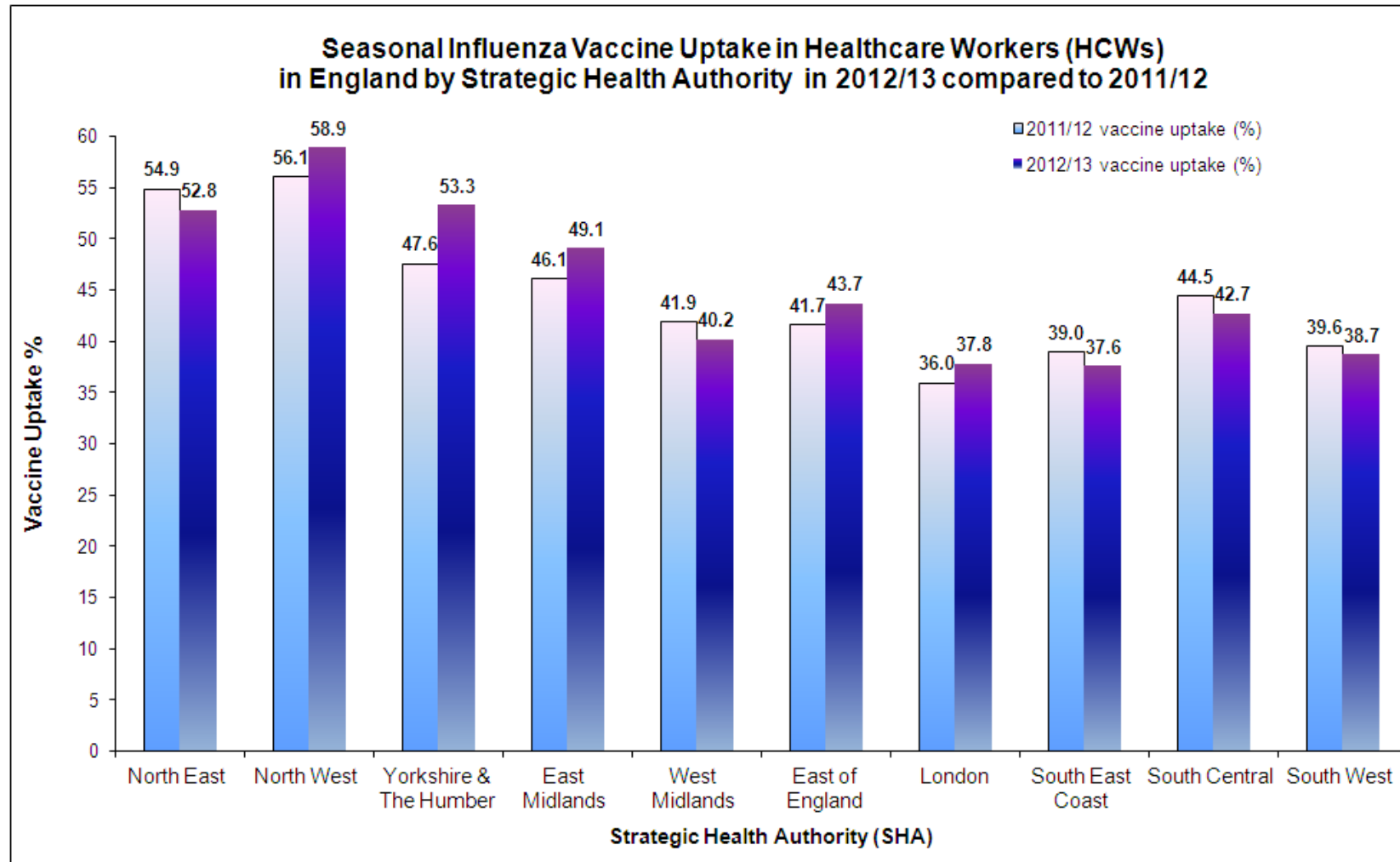
**Note: Pandemic year in which the HCWs vaccine uptake survey was expanded to include other Trusts such as Ambulance, Mental Health and Primary Care Trusts*

Appendix F

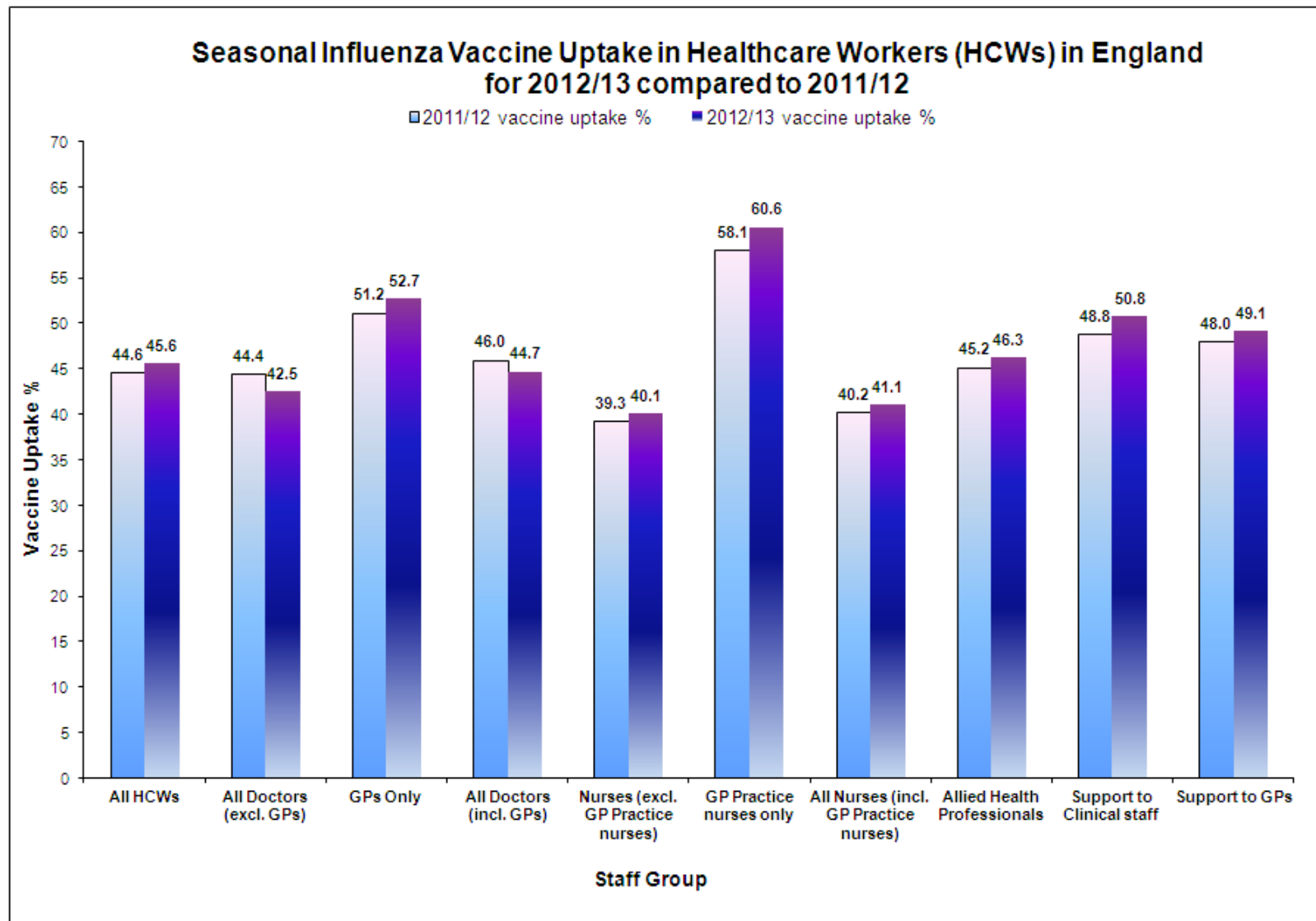
Graph 1



Graph 2



Graph 3



Graph 4

