

Defence Analytical Services & Advice
(Price Indices)



**SEARCH
&
RESCUE**

QUARTERLY REPORT

July - September 2010

DASA

defence analytical services & advice

DASA is keen to listen to customers and is always happy to consider any suggestions which may improve our service. The DASA Price Indices (PI) SAR team is:

Daniel Turner Tel: 030 679 34524
Paul Sherwood Tel: 030 679 34553

Our Address is: DASA Price Indices
Mailpoint 2124
Maple 1A
Abbey Wood
Bristol, BS34 8JF

E Mail:

DASADESA-PI-1@mod.uk

DASADESA-PI-OutputMgr@mod.uk

DASA

defence analytical services & advice

CONTENTS

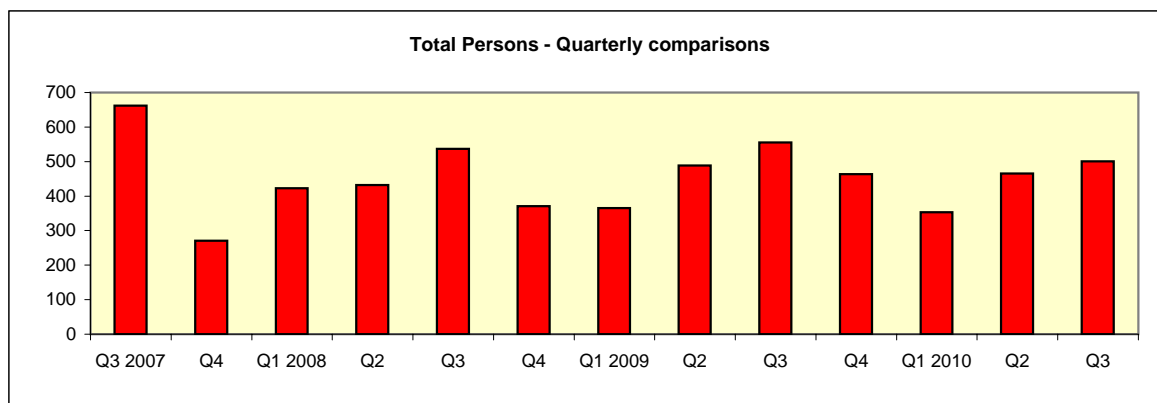
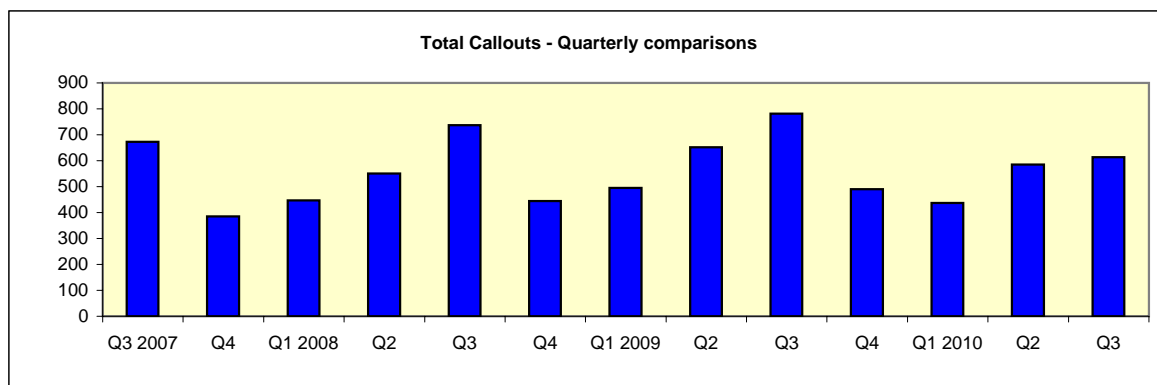
Page

UK and Overseas Summary	1
UK Helicopters	2
UK & Overseas Helicopters by Unit	3-5
UK & Overseas Helicopters by Callout Type	6
Callout Type - Pie Charts	7
Persons Moved – Pie Charts	8
Mountain Rescue Teams	9
Fixed Wing	10
Maritime & Coastguard Agency	11
Maps	12
SAR Definitions	17

UK & Overseas Search And Rescue Summary

	Total Callouts	UK Helicopters	Overseas Helicopters	Fixed Wing Aircraft	Mountain Rescue	Marine Craft	Persons Moved
2010 Jul	228	222	2	0	4	0	176
Aug	225	216	6	0	3	0	211
Sep	160	147	8	0	5	0	114
Qtrly total	613	585	16	0	12	0	501

	Total Callouts	UK Helicopters	Overseas Helicopters	Fixed Wing Aircraft	Mountain Rescue	Marine Craft	Persons Moved
2007 Q1	409	353	22	6	28	0	386
Q2	598	541	26	7	24	0	498
Q3	673	605	33	5	30	0	662
Q4	385	351	11	3	20	0	271
2008 Q1	447	363	35	15	34	0	423
Q2	551	496	32	3	20	0	432
Q3	737	696	13	4	24	0	537
Q4	444	408	16	7	13	0	371
2009 Q1	495	444	25	4	22	0	365
Q2	652	610	15	6	21	0	489
Q3	781	740	13	2	26	0	555
Q4	490	443	28	2	17	0	464
2010 Q1	437	395	19	3	20	0	353
Q2	585	558	15	0	12	0	465



Summary of UK SAR Helicopter Callouts Jul - Sep 2010

Callouts by Type of Assistance

		Total Callouts	Rescue	Search-Rescue	Medrescue	Search-Medrescue	Medtransfer	Recovery	Search-Recovery	Transfer	Civil Aid	Search	Top Cover	Assist	Search-Assist	Recalled	Not Req	False Alarm	Hoax	Precaution	Aborted	Search-Abort
2010	Jul	222	10	5	91	7	15	0	1	1	0	17	2	3	3	36	14	8	4	1	4	0
	Aug	216	17	4	100	7	12	3	1	1	0	27	4	2	3	20	9	5	0	1	0	0
	Sep	147	5	5	63	5	15	0	0	0	0	12	2	2	1	22	10	1	1	0	2	1
Qtrly Total		585	32	14	254	19	42	3	2	2	0	56	8	7	7	78	33	14	5	2	6	1

2007	Q1	353	22	10	130	11	44	5	0	1	0	64	8	1	7	29	11	3	1	1	5	0
	Q2	541	33	8	192	8	51	6	0	6	4	88	10	8	11	61	41	2	3	2	4	3
	Q3	605	37	8	233	12	44	1	2	3	3	79	12	7	12	88	40	11	2	2	7	2
	Q4	351	13	4	124	7	58	3	0	5	0	46	4	6	6	32	19	9	6	0	9	0
2008	Q1	363	17	7	114	17	33	6	5	3	3	66	2	6	12	42	12	8	2	1	5	2
	Q2	496	34	7	192	14	56	6	0	1	0	64	6	8	11	70	16	5	1	0	3	2
	Q3	696	32	13	259	18	55	13	2	0	0	97	5	6	17	119	34	10	7	0	8	1
	Q4	408	15	6	152	6	64	2	1	6	0	58	1	5	13	43	17	7	4	0	5	3
2009	Q1	444	16	18	148	14	52	4	2	2	0	82	5	9	13	44	13	2	3	0	14	3
	Q2	610	23	21	274	12	51	8	7	1	0	70	6	6	9	77	27	8	2	0	7	1
	Q3	740	35	17	306	22	53	5	3	2	1	81	14	14	19	98	39	19	5	1	5	1
	Q4	443	21	19	157	10	57	1	3	9	0	52	3	5	5	61	24	6	1	1	6	2
2010	Q1	395	21	6	150	19	57	4	1	4	0	47	1	8	2	44	11	5	5	2	8	0
	Q2	558	33	10	269	13	46	1	1	3	1	48	8	7	3	74	27	7	3	1	3	0

Persons¹ by Type of Assistance

		Total Persons	Rescue	Search-Rescue	Medrescue	Search-Medrescue	Medtransfer	Recovery	Search-Recovery	Transfer
2010	Jul	174	28	12	108	7	17	0	1	1
	Aug	208	57	13	114	7	12	3	1	1
	Sep	108	10	11	64	7	16	0	0	0
Qtrly Total		490	95	36	286	21	45	3	2	2

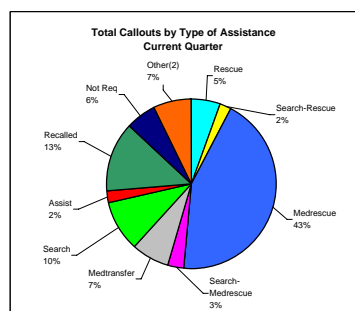
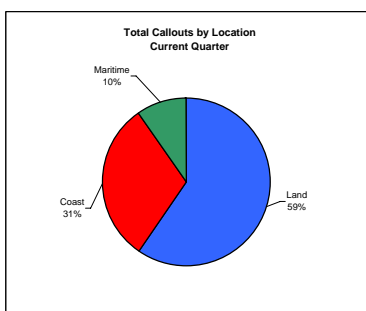
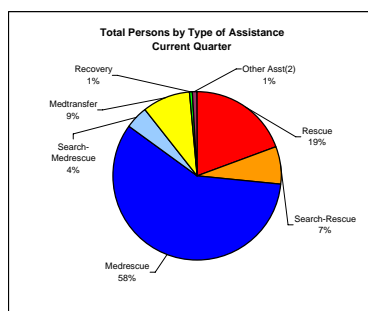
2007	Q1	367	93	20	176	28	43	6	0	1
	Q2	462	146	15	231	8	49	6	0	7
	Q3	643	295	14	269	12	46	1	2	4
	Q4	254	40	7	131	8	60	3	0	5
2008	Q1	298	67	12	132	21	33	6	5	22
	Q2	401	89	21	203	19	62	6	0	1
	Q3	525	126	25	286	18	55	13	2	0
	Q4	354	85	12	172	7	69	2	1	6
2009	Q1	325	52	29	162	15	56	5	3	3
	Q2	483	75	34	290	12	52	8	7	5
	Q3	544	94	30	324	27	57	5	3	4
	Q4	439	64	62	211	15	59	3	4	21
2010	Q1	329	56	13	163	21	63	5	1	7
	Q2	458	73	17	293	14	49	2	1	9

Callouts by Location

		Total Callouts	Land	Coast	Maritime
2010	Jul	222	116	83	23
	Aug	216	133	66	17
	Sep	147	99	31	17
Qtrly Total		585	348	180	57

2007	Q1	353	193	89	71
	Q2	541	259	195	87
	Q3	605	288	241	76
	Q4	351	207	84	60
2008	Q1	363	231	80	52
	Q2	496	299	112	85
	Q3	696	400	201	95
	Q4	408	281	57	70
2009	Q1	444	323	77	44
	Q2	610	380	162	68
	Q3	740	464	217	59
	Q4	443	328	79	36
2010	Q1	395	303	65	27
	Q2	558	355	157	46

1. Persons are not normally attributed to the following callout categories:
Civil Aid, Search, Top Cover, Assist, Recalled, Not Required, False Alarm, Hoax, Precaution, Aborted.



2: 'Other Asst' includes Search-Recovery and Transfer
'Other' includes: Recovery, Transfer, Civil Aid, Top Cover, False Alarm, Hoax, Precaution, Aborted. Assist includes Search-Assist

NOTE: Pie chart totals may not sum to 100% due to rounding

UK & Overseas Helicopter Summary By Unit, Jul - Sep 2010

Callouts³

Jul - Sep 2010	Jul	Aug	Sep	Qtrly Total
RAF Boulmer	19	21	10	50
RAF Chivenor	48	31	29	108
RAF Leconfield	22	24	14	60
RAF Lossiemouth	15	18	20	53
RAF Valley	30	44	20	94
RAF Wattisham	19	14	14	47
RNAS Culdrose	26	34	16	76
HMS Gannet	43	30	24	97
Cyprus	0	4	2	6
Falklands	2	2	6	10
UK Other Helicopters	0	0	0	0
Overseas Others	0	0	0	0
Total	224	222	155	601

Average Flying Hours Per Callout⁴

Jul - Sep 2010	Jul	Aug	Sep	Qtrly Avg
RAF Boulmer	1.22	2.04	1.46	1.45
RAF Chivenor	0.56	1.12	1.03	1.02
RAF Leconfield	1.31	1.07	1.28	1.21
RAF Lossiemouth	1.47	2.06	2.34	2.11
RAF Valley	1.24	1.33	1.20	1.28
RAF Wattisham	1.09	1.32	1.29	1.22
RNAS Culdrose	1.14	1.11	1.18	1.14
HMS Gannet	1.22	1.54	0.59	1.26
Cyprus	0.00	1.41	3.00	2.08
Falklands	3.40	3.57	1.45	2.35
UK Other Helicopters	0.00	0.00	0.00	0.00
Overseas Others	0.00	0.00	0.00	0.00

Persons

Jul - Sep 2010	Jul	Aug	Sep	Qtrly Total
RAF Boulmer	13	15	6	34
RAF Chivenor	34	25	16	75
RAF Leconfield	19	24	8	51
RAF Lossiemouth	11	17	20	48
RAF Valley	29	57	18	104
RAF Wattisham	7	14	9	30
RNAS Culdrose	22	28	16	66
HMS Gannet	39	28	15	82
Cyprus	0	0	0	0
Falklands	2	2	6	10
UK Other Helicopters	0	0	0	0
Overseas Others	0	0	0	0
Total	176	210	114	500

Average Distance From Base (Nautical Miles)

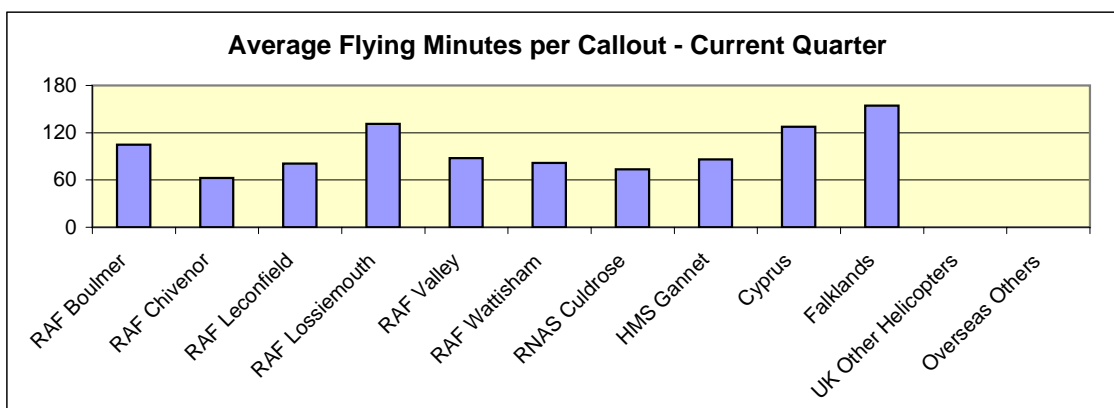
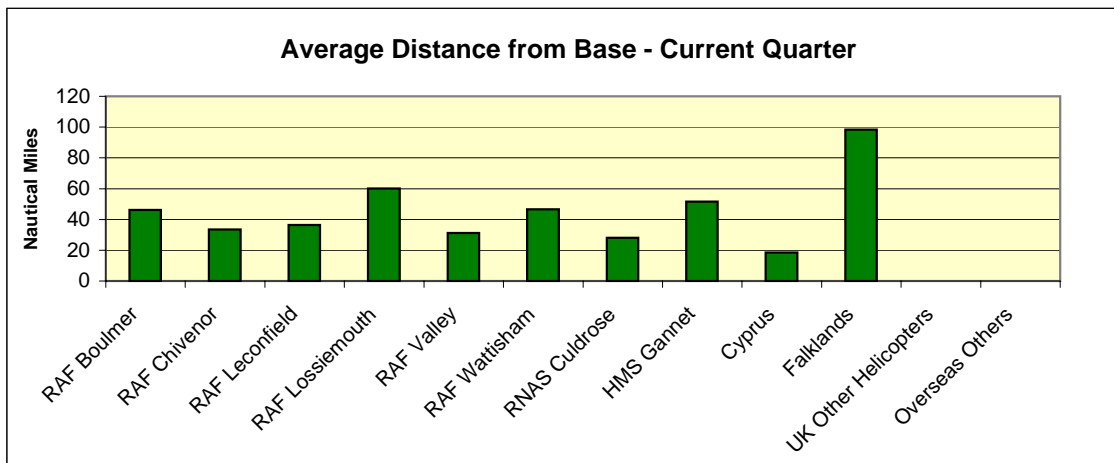
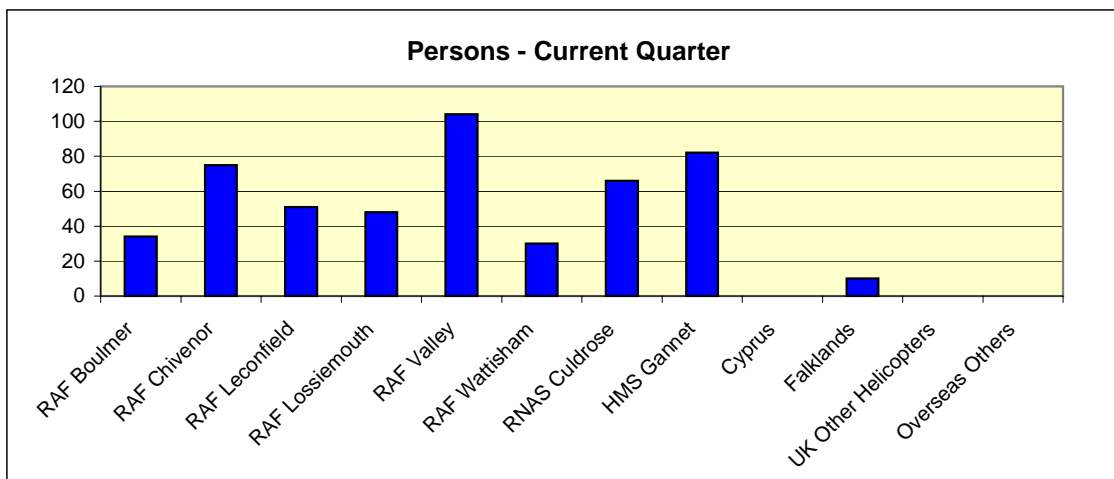
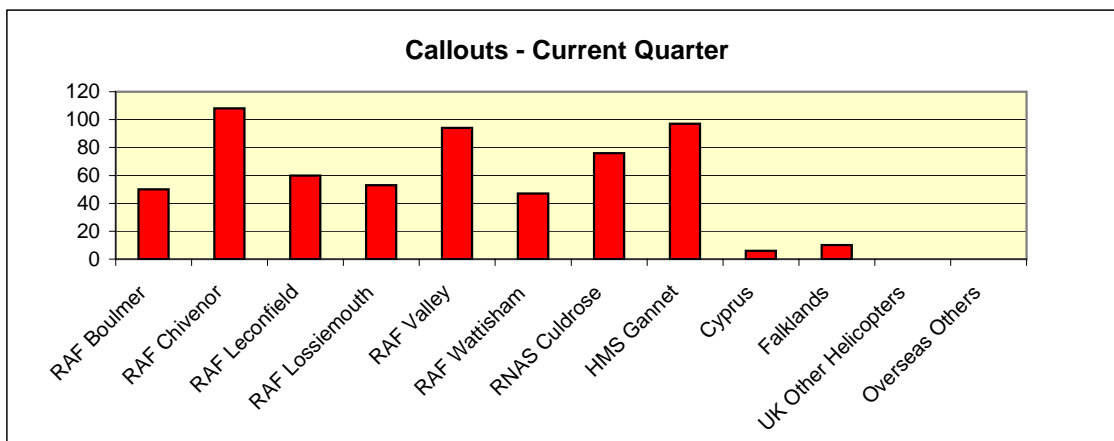
Jul - Sep 2010	Jul	Aug	Sep	Qtrly Avg
RAF Boulmer	49	44	46	46
RAF Chivenor	38	31	29	33
RAF Leconfield	39	30	43	36
RAF Lossiemouth	68	59	55	60
RAF Valley	32	32	28	31
RAF Wattisham	45	43	51	47
RNAS Culdrose	26	29	29	28
HMS Gannet	51	58	44	52
Cyprus	0	15	26	19
Falklands	133	155	68	98
UK Other Helicopters	0	0	0	0
Overseas Others	0	0	0	0

3. 'UK Other Helicopters' includes:

- RAF Others
- RN Others
- Other Helicopters

4. Average Flying Hours are expressed in Hours and Minutes. Flying time excludes periods where an aircraft lands, whether the engines are shut down or not.

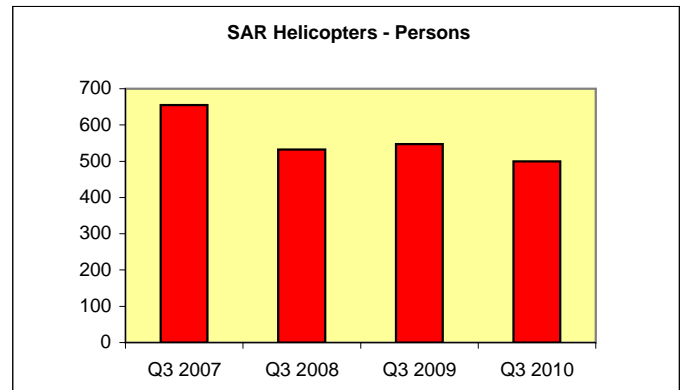
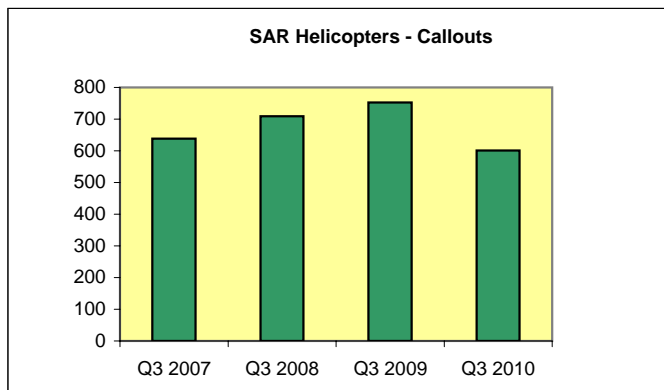
UK & Overseas Helicopter Summary By Unit, Jul - Sep 2010



UK & Overseas Helicopter Summary By Unit

Callouts by Unit

Qtr 3 2010	2007				2008				2009				2010			Qtr 3 Average
	Q1	Q2	Q3	Q4	Q1	Q2	Q3	Q4	Q1	Q2	Q3	Q4	Q1	Q2	Q3	
RAF Boulmer	30	46	46	48	34	59	75	43	54	51	62	47	54	50	50	58
RAF Chivenor	39	79	96	42	40	69	112	41	57	85	135	63	59	102	108	113
RAF Leconfield	35	74	67	46	39	69	72	52	45	51	66	42	32	47	60	66
RAF Lossiemouth	48	57	56	27	61	67	91	56	50	69	75	42	37	46	53	69
RAF Valley	51	66	77	40	43	44	82	53	62	93	111	56	48	79	94	91
RAF Wattisham	24	58	63	38	27	52	59	36	30	43	61	28	29	35	47	58
RNAS Culdrose	49	69	86	27	38	49	77	40	49	102	108	52	45	85	76	87
HMS Gannet	77	90	109	83	80	87	128	87	97	116	121	113	91	114	97	114
Cyprus	8	18	24	3	7	15	6	2	3	12	9	12	6	12	6	11
Falklands	14	8	9	8	28	17	7	14	22	3	4	16	13	3	10	8
UK Other Helicopters	0	2	5	0	1	0	0	0	0	0	1	0	0	0	0	2
Overseas Others	0	0	0	0	0	0	0	0	0	0	0	0	0	0	0	0
Total	375	567	638	362	398	528	709	424	469	625	753	471	414	573	601	675



Persons by Unit

Qtr 3 2010	2007				2008				2009				2010			Qtr 3 Average
	Q1	Q2	Q3	Q4	Q1	Q2	Q3	Q4	Q1	Q2	Q3	Q4	Q1	Q2	Q3	
RAF Boulmer	32	36	37	31	22	40	80	43	30	31	40	48	48	44	34	48
RAF Chivenor	46	61	91	26	33	51	89	38	45	76	117	66	39	89	75	93
RAF Leconfield	50	94	139	32	20	59	39	45	21	31	48	32	19	32	51	69
RAF Lossiemouth	37	52	47	24	39	57	58	45	41	43	53	34	32	42	48	52
RAF Valley	44	49	113	30	50	51	57	59	51	91	68	86	46	66	104	86
RAF Wattisham	16	55	27	24	20	31	21	15	17	27	30	8	20	20	30	27
RNAS Culdrose	73	52	73	22	37	40	61	31	44	74	93	67	37	71	66	73
HMS Gannet	69	62	90	65	77	72	120	78	76	110	94	98	88	94	82	97
Cyprus	2	2	3	4	1	4	0	0	1	3	0	5	3	0	0	1
Falklands	14	8	9	8	118	16	7	10	30	2	3	19	13	3	10	7
UK Other Helicopters	0	1	26	0	0	0	0	0	0	0	1	0	0	0	0	7
Overseas Others	0	0	0	0	0	0	0	0	0	0	0	0	0	0	0	0
Total	383	472	655	266	417	421	532	364	356	488	547	463	345	461	500	559

UK & Overseas SAR Helicopter Summary by Unit & Type of Assistance

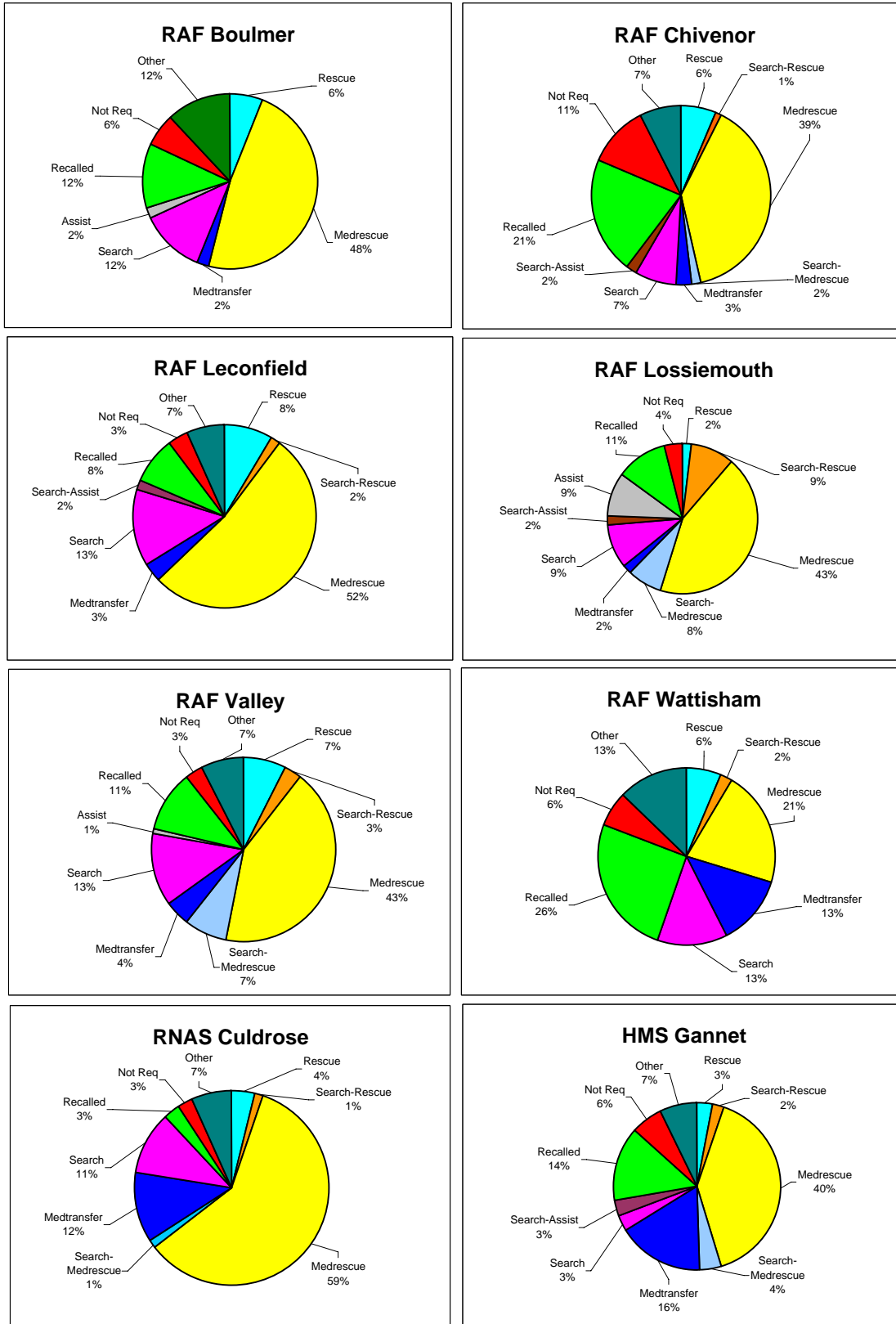
Callouts by Unit

Qtr 3 2010	Total Callouts																				
		Rescue	Search-Rescue	Medrescue	Search-Medrescue	Medtransfer	Recovery	Search-Recovery	Transfer	Civil Aid	Search	Top Cover	Assist	Search-Assist	Recalled	Not Req	False Alarm	Hoax	Precaution	Aborted	Search-Abort
RAF Boulmer	50	3	0	24	0	1	1	0	1	0	6	1	1	0	6	3	1	1	0	1	0
RAF Chivenor	108	7	1	42	2	3	0	0	0	0	8	3	0	2	23	12	4	1	0	0	0
RAF Leconfield	60	5	1	31	1	2	0	0	0	0	8	2	0	1	5	2	1	1	0	0	0
RAF Lossiemouth	53	1	5	23	4	1	0	0	0	0	5	0	5	1	6	2	0	0	0	0	0
RAF Valley	94	7	3	40	7	4	1	1	0	0	12	1	1	0	10	3	1	0	0	3	0
RAF Wattisham	47	3	1	10	0	6	0	0	0	0	6	0	0	0	12	3	4	1	1	0	0
RNAS Culdrose	76	3	1	45	1	9	0	1	0	0	8	0	0	0	2	2	0	1	1	2	0
HMS Gannet SAR	97	3	2	39	4	16	1	0	1	0	3	1	0	3	14	6	3	0	0	0	1
Cyprus	6	0	0	0	0	0	0	0	0	4	0	0	0	1	0	1	0	0	0	0	0
Falklands	10	0	0	3	0	5	0	0	2	0	0	0	0	0	0	0	0	0	0	0	0
UK Other Helicopters	0	0	0	0	0	0	0	0	0	0	0	0	0	0	0	0	0	0	0	0	0
Overseas Others	0	0	0	0	0	0	0	0	0	0	0	0	0	0	0	0	0	0	0	0	0
Total	601	32	14	257	19	47	3	2	4	4	56	8	7	8	78	34	14	5	2	6	1

Persons by Unit

Qtr 3 2010	Total Persons								
		Rescue	Search-Rescue	Medrescue	Search-Medrescue	Medtransfer	Recovery	Search-Recovery	Transfer
RAF Boulmer	34	5	0	26	0	1	1	0	1
RAF Chivenor	75	18	1	51	2	3	0	0	0
RAF Leconfield	51	10	2	36	1	2	0	0	0
RAF Lossiemouth	48	6	11	24	6	1	0	0	0
RAF Valley	104	35	13	43	7	4	1	1	0
RAF Wattisham	30	12	2	10	0	6	0	0	0
RNAS Culdrose	66	4	1	50	1	9	0	1	0
HMS Gannet	82	5	6	46	4	19	1	0	1
Cyprus	0	0	0	0	0	0	0	0	0
Falklands	10	0	0	3	0	5	0	0	2
UK Other Helicopters	0	0	0	0	0	0	0	0	0
Overseas Others	0	0	0	0	0	0	0	0	0
Total	500	95	36	289	21	50	3	2	4

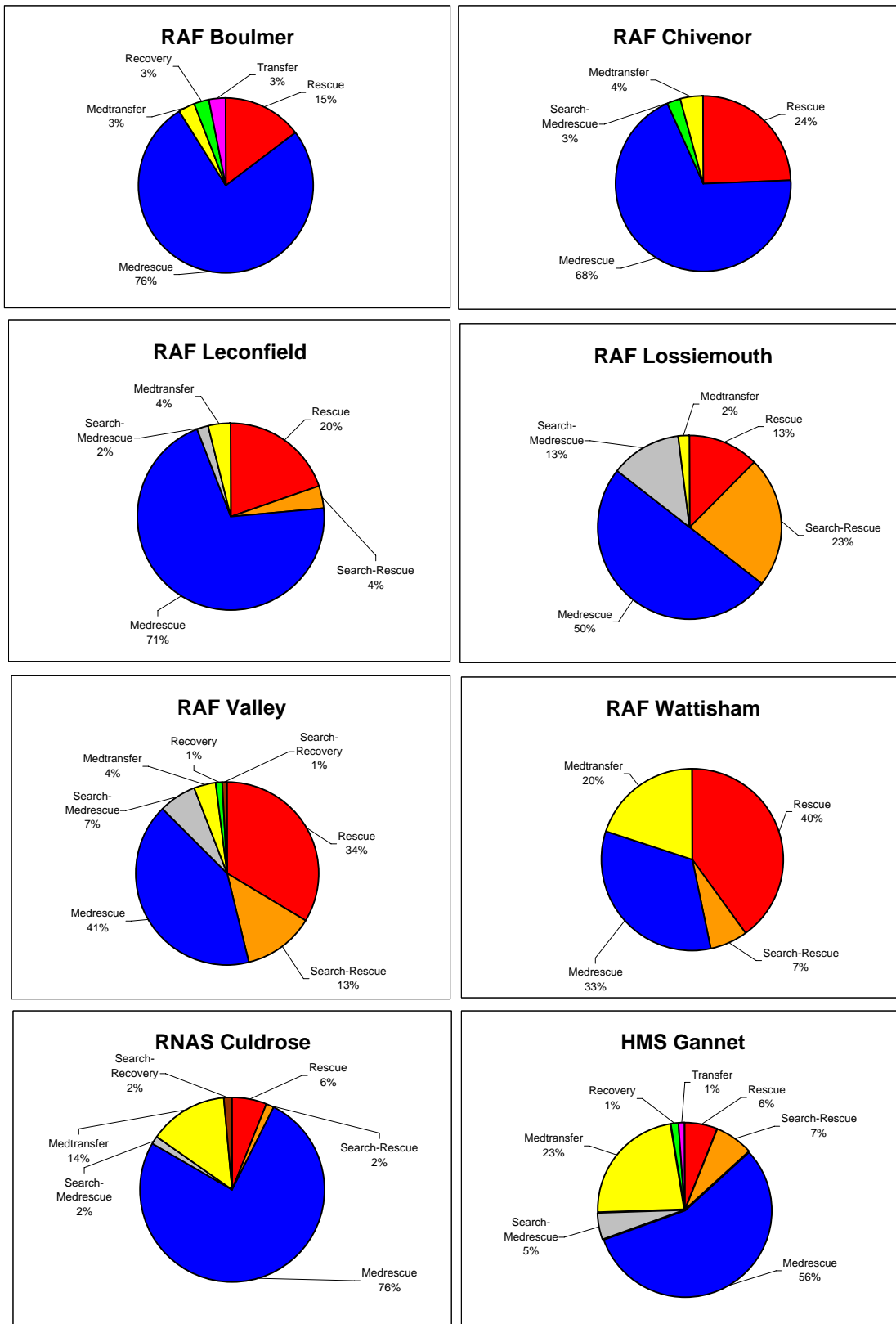
Selected SAR Helicopter Units Callout Classification - Current Quarter



5. 'Other' includes: Recovery, Transfer, Civil Aid, Top Cover, False Alarm, Hoax, Precaution, Aborted.

NOTE: Pie chart totals may not sum to 100% due to rounding.

Selected SAR Helicopter Units Persons by Callout Classification - Current Quarter



Mountain Rescue Teams

Callouts by Unit

2010	Qtr 3			
	Jul	Aug	Sep	Total
Kinloss	1	2	3	6
Leeming	1	0	0	1
Leuchars	0	0	2	2
Valley	2	1	0	3
Other	0	0	0	0
Total	4	3	5	12

Persons by Unit

Qtr 3			
Jul	Aug	Sep	Total
0	0	0	0
0	0	0	0
0	0	0	0
0	1	0	1
0	0	0	0
0	1	0	1

Callouts by Unit

	2007				2008				2009				2010		
	Q1	Q2	Q3	Q4	Q1	Q2	Q3	Q4	Q1	Q2	Q3	Q4	Q1	Q2	Q3
Kinloss	13	9	13	4	17	5	5	5	5	9	8	7	7	5	6
Leeming	3	3	6	1	4	3	3	2	3	4	2	4	5	2	1
Leuchars	1	2	6	5	7	4	8	2	7	3	8	4	5	1	2
Valley	10	10	5	10	6	7	8	4	7	5	8	2	3	4	3
Other	1	0	0	0	0	1	0	0	0	0	0	0	0	0	0
Total	28	24	30	20	34	20	24	13	22	21	26	17	20	12	12

Persons by Unit

	2007				2008				2009				2010		
	Q1	Q2	Q3	Q4	Q1	Q2	Q3	Q4	Q1	Q2	Q3	Q4	Q1	Q2	Q3
Kinloss	1	3	0	0	4	2	0	1	1	1	4	1	1	3	0
Leeming	0	0	7	0	1	0	0	6	1	0	0	0	5	1	0
Leuchars	0	0	0	3	0	6	3	0	4	0	2	0	1	0	0
Valley	2	23	0	2	1	2	2	0	3	0	2	0	1	0	1
Other	0	0	0	0	0	1	0	0	0	0	0	0	0	0	0
Total	3	26	7	5	6	11	5	7	9	1	8	1	8	4	1

Man Hours

	Qtr 3			
	Jul	Aug	Sep	Total
Kinloss	17	148	569	734
Leeming	48	0	0	48
Leuchars	0	0	131	131
Valley	12	77	0	89
Other	0	0	0	0
Total	77	225	700	1002

UK & Overseas Fixed Wing Aircraft

UK & Overseas Callouts - By Type of Assistance

2010	Qtr 3			Total
	Jul	Aug	Sep	
Transfer	0	0	0	0
Search	0	0	0	0
Top Cover	0	0	0	0
Assist	0	0	0	0
Search-Assist	0	0	0	0
Recalled	0	0	0	0
Not Required	0	0	0	0
False Alarm	0	0	0	0
Hoax	0	0	0	0
Precaution	0	0	0	0
Aborted	0	0	0	0
Search-Abort	0	0	0	0
Other	0	0	0	0
Total	0	0	0	0

UK & Overseas Callouts - By Type of Assistance

2007 - 2009	2007				2008				2009				2010		
	Q1	Q2	Q3	Q4	Q1	Q2	Q3	Q4	Q1	Q2	Q3	Q4	Q1	Q2	Q3
Transfer	0	0	0	0	0	0	0	0	0	0	0	0	0	0	0
Search	0	2	2	0	3	1	3	2	0	1	0	1	1	0	0
Top Cover	6	5	2	3	9	2	1	5	4	3	2	1	2	0	0
Assist	0	0	0	0	0	0	0	0	0	0	0	0	0	0	0
Search-Assist	0	0	1	0	1	0	0	0	0	0	0	0	0	0	0
Recalled	0	0	0	0	2	0	0	0	0	2	0	0	0	0	0
Not Required	0	0	0	0	0	0	0	0	0	0	0	0	0	0	0
False Alarm	0	0	0	0	0	0	0	0	0	0	0	0	0	0	0
Hoax	0	0	0	0	0	0	0	0	0	0	0	0	0	0	0
Precaution	0	0	0	0	0	0	0	0	0	0	0	0	0	0	0
Aborted	0	0	0	0	0	0	0	0	0	0	0	0	0	0	0
Search-Abort	0	0	0	0	0	0	0	0	0	0	0	0	0	0	0
Other	0	0	0	0	0	0	0	0	0	0	0	0	0	0	0
Total	6	7	5	3	15	3	4	7	4	6	2	2	3	0	0

UK Monthly Totals

2010	Average Flying Hours ⁶	Average Distance from Base (nautical miles)
July	0.00	0
August	0.00	0
September	0.00	0
Qtrly Average	0.00	0

6. 'Average Flying Hours' are expressed in Hours and Minutes. Flying time excludes periods where an aircraft lands, whether the engines are shut down or not.

Maritime & Coastguard Agency SAR Statistics

Source: Maritime & Coastguard Agency.

Please note that these figures are provisional and subject to audit.

Quarterly Analysis of Incidents using CG Helicopter assistance by base for 3rd Quarter 2010

1 July - 30 September 2010




	Lee on Solent	Shetland	Portland	Stornoway	Total
July	32	7	34	31	104
August	27	16	25	24	92
September	21	8	25	24	78
Total	80	31	84	79	274

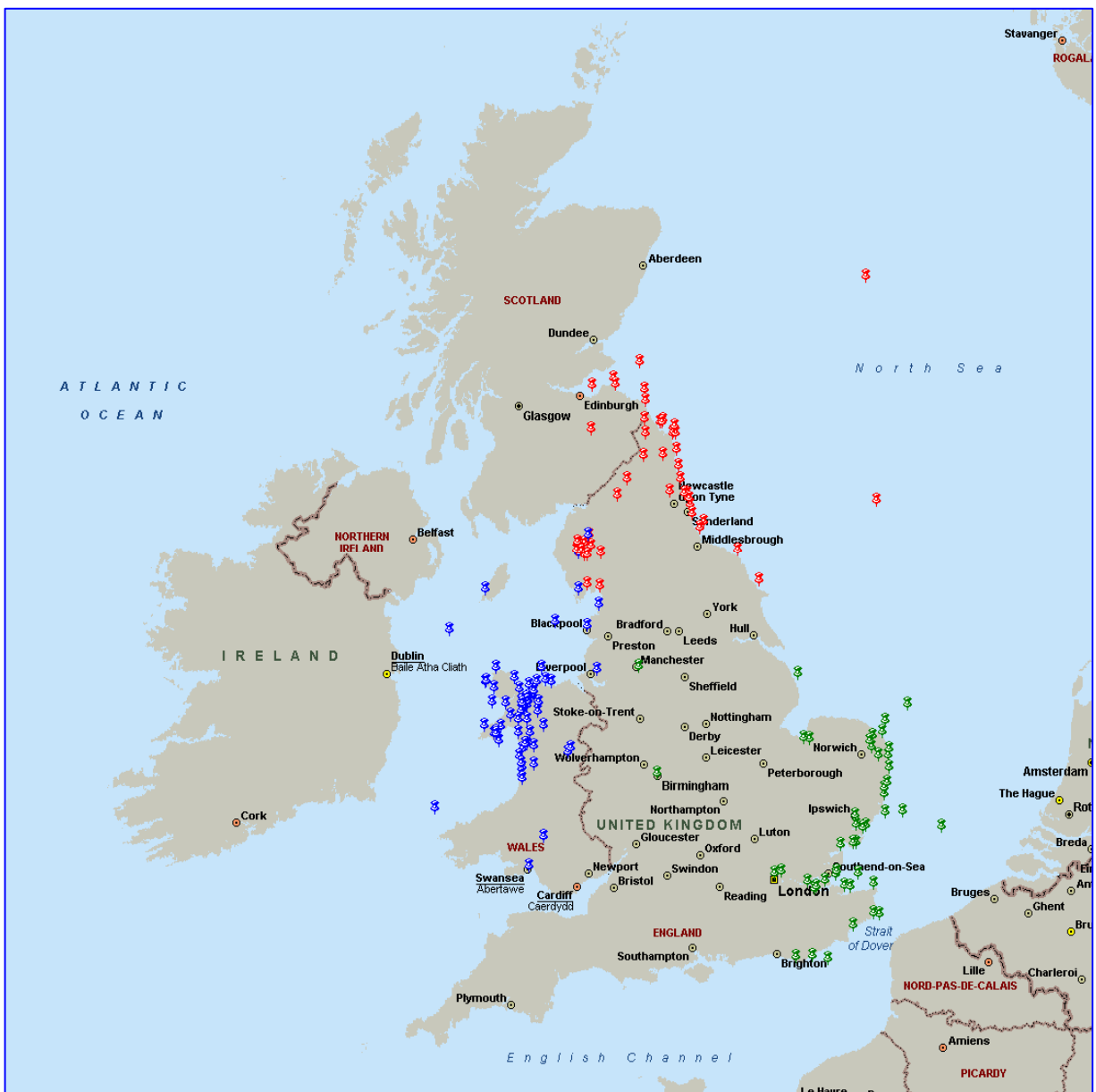
The RAF Kinloss coordination centre work closely with other agencies during many SAR operations - the Maritime & Coastguard agency forming a major part of the combined UK SAR effort. The Coastguard have four SAR helicopter units; Sumburgh (Shetland), Stornoway (Isle of Lewis), Portland and Lee-on-Solent. Their helicopter crews provide cover for civil maritime, civil aviation SAR, some land operations and military rescues.



UK SAR RAF HELICOPTER CALLOUTS




July – September 2010

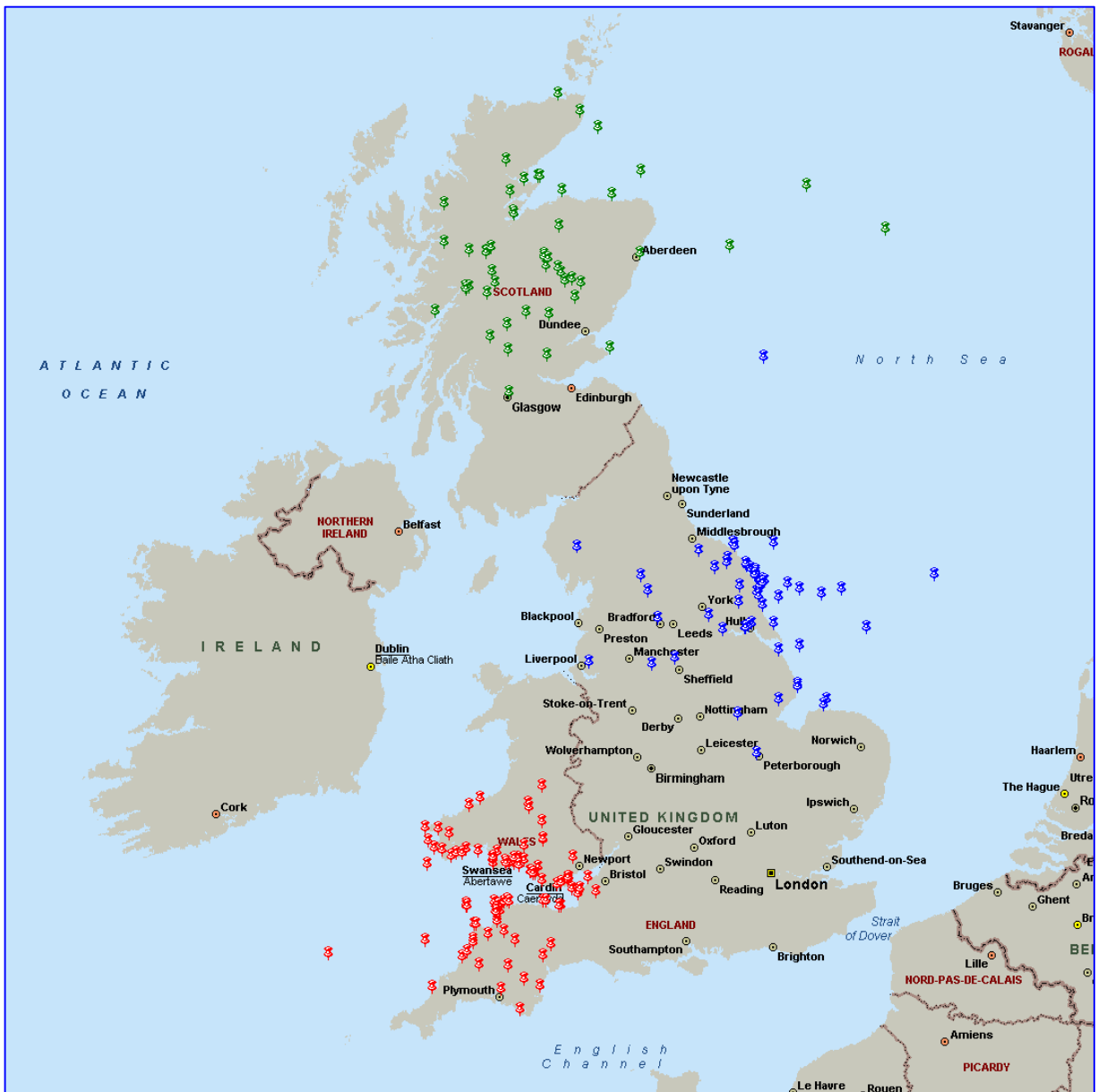
RAF Boulmer	
RAF Valley	
RAF Wattisham	



UK SAR RAF HELICOPTER CALLOUTS



July – September 2010

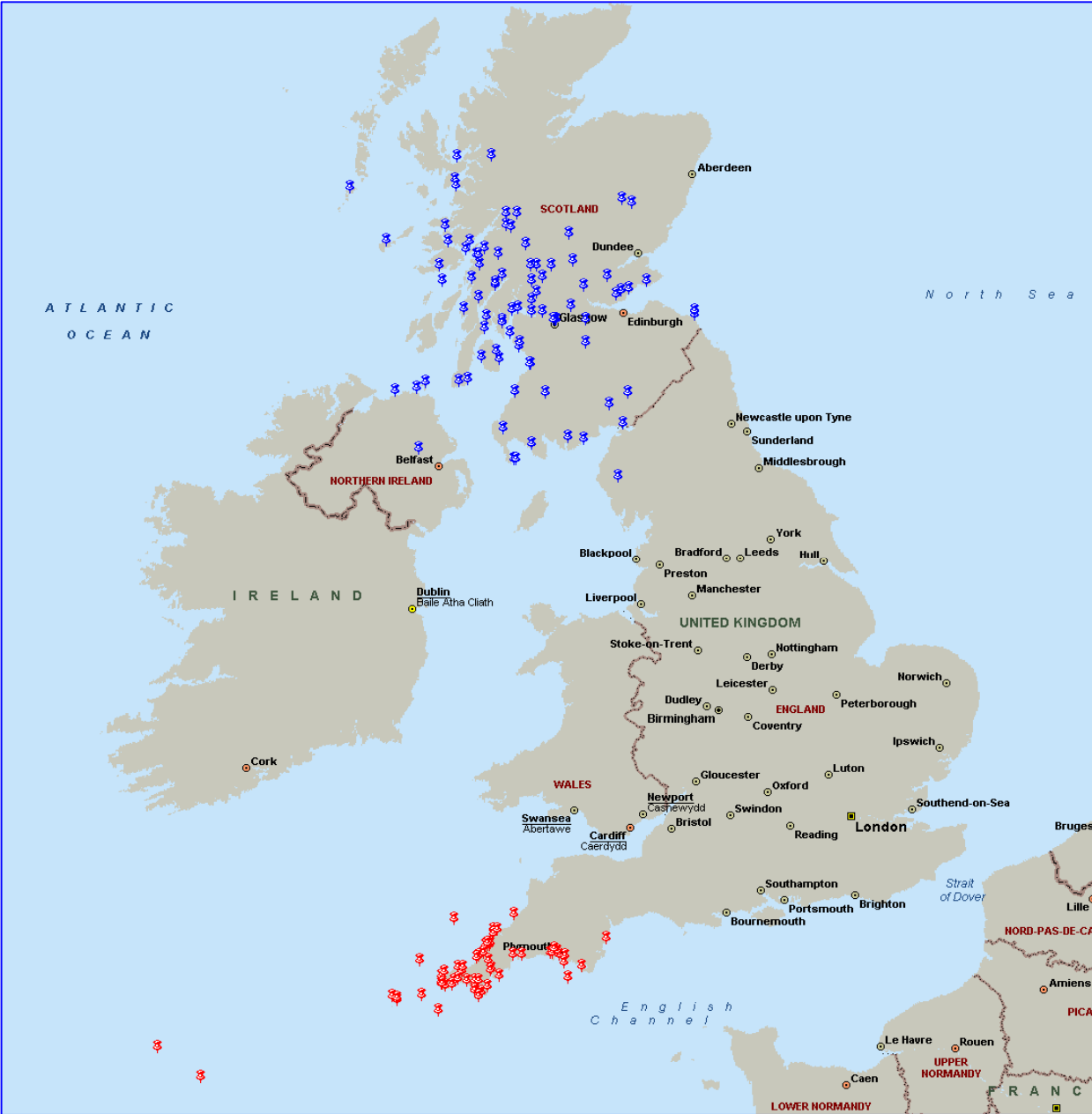
RAF Chivenor	
RAF Leconfield	
RAF Lossiemouth	



UK SAR RN HELICOPTER CALLOUTS





July – September 2010

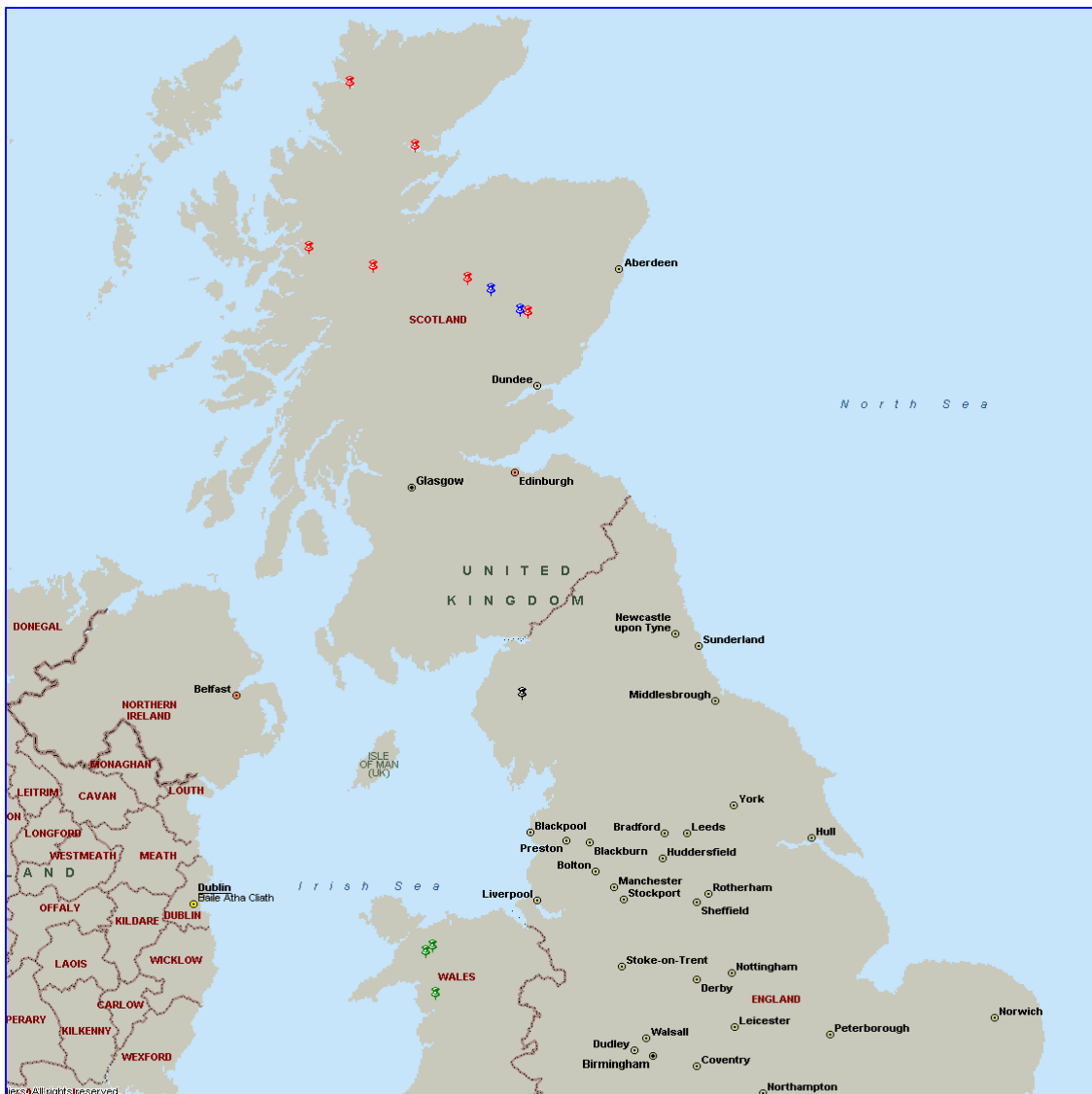
RNAS Culdrose	
HMS Gannet	



UK SAR MRT CALLOUTS

July - September 2010

MRT Kinloss	
MRT Leeming	
MRT Leuchars	
MRT Valley	



UK SAR FIXED WING CALLOUTS

July – September 2010



SEARCH AND RESCUE DEFINITIONS

Note: This report has been compiled in accordance with the following definitions, which have been used since 2007.

Current Term	Previous Term	
RESCUE	No change	Transfer of distressed uninjured person(s) from a hostile to a benign environment.
MEDRESCUE	No change	Transfer of sick or injured persons(s) from a hostile environment to a recognised medical facility (eg, hospital or chamber).
TRANSFER	AIRLIFT	Transfer of military personnel, or their families, on compassionate grounds.
MEDTRANSFER	MEDEVAC	Transfer of patients or organs between medical establishments at the request of a recognised Medical Authority, i.e. NHS Trust, Hospital or Ambulance Authority.
ASSIST	No change	Assistance to other SAR assets etc, such as moving SAR personnel or equipment (eg, mountain rescue teams, divers, pumps), shepherding of aircraft etc.
SEARCH	No change	Search for craft, person(s), etc which does not result in moving a person.
SEARCH – RESCUE		Search for craft, person(s), etc resulting in the rescue of an uninjured person.
SEARCH – MEDRESCUE		Search for craft, person(s), etc resulting in the rescue of a sick/injured casualty.
SEARCH – ASSIST		Search for craft, person(s), etc involving assistance to other SAR assets.
SEARCH – RECOVERY		Search for craft, person(s), etc resulting in the recovery of person(s) apparently dead.
SEARCH – ABORT		Search for craft, person(s), etc during which callout terminated due to eg malfunction or adverse weather.
TOP-COVER	No change	On-scene assistance, e.g. communications relay, target identification, vectoring to target etc. for another rescue asset, or as cover for person(s) or vessel(s) in distress that does not result in further intervention.
RECALLED	No change	Asset recalled from incident whilst en route.
NOT REQUIRED	No change	Asset arrived on scene but no action required.
ABORT	No change	Callout terminated due to eg malfunction or adverse weather.
RECOVERY	No change	Recovery of person(s) apparently dead.
PRECAUTION	No change	Pre-positioning of a SAR helicopter to provide faster response to an anticipated or potential incident, eg, in response to an aircraft declaring a “MAYDAY” or a potential incident on a offshore installation.
FALSE ALARM	No change	Unnecessary callout with good intent.
HOAX	No change	Unnecessary callout with malicious intent
CIVIL AID	No change	Military Aid to the Civil Community (eg fire control).