



Public Health
England

Proposal for PHE assurance report and organisational scorecard










PHE Advisory Board
Enclosure PHE/13/04

Proposed PHE Scorecard: Summary sheet







1. Improvement in Public Health against PHOF

Domain 1 - Improving the wider determinants of health	Domain 2 - Health improvement	Domain 3 - Health Protection	Domain 4 - Healthcare public health and preventing premature mortality
[RAG]	[RAG]	[RAG]	[RAG]
Xxx Indicators in place	xxx Indicators in place	Xxx Indicators in place	Xxx Indicators in place
Xxx Indicators updated this Qtr.	Xxx Indicators updated this Qtr.	Xxx Indicators updated this Qtr.	Xxx Indicators updated this Qtr.











3. Key deliverables Corporate Priority Programmes

Priority Area	RAG
Longer, Healthier lives (preventable mortality)	
Reducing the burden of disease	
Protecting the country's health	
Giving children and young people the best start in life	
Improving health in the workplace	
Promoting place-based public health systems	
Develop capacity and capability	
Single integrated centre [RAG]	
Quality framework	











5. Organisational health

Area	Measure	Target / Ambition	Actual [RAG]
PHE as a place to work	% of staff responding strongly agree or agree to "I would recommend PHE as a great place to work" staff survey	80%	
	Staff turnover	6%	
	Sickness rates	< 3%	
Development of staff	% of staff responding strongly agree or agree to the statement "I am able to access the right learning and development opportunities when I need to" staff survey	80%	
	Average training days per employee	4	
	% of staff with PDP in place	98%	




2. Core Delivery Indicators

Area	Target / Ambition	Actual [RAG]
Health Checks	75% offered	
	55% take up (2014)	
Measles	95% coverage 10-16 (Sept 2013)	
Drug Recovery	Successful completion of drug treatment	
TB	xx cases per 100,000 of population	
	% completion of TB	
Sexual Health	2,400 chlamydia a cases identified per 100,000 screened	
Sexual Health	% of people presenting HIV infection late stage	
	% of people presenting HIV infection late stage	
DsPH in place	100%	
Mental Health	TBC	

4. Internal Operations

Area	Measure	Target / Ambition	Actual [RAG]
Microbiology	Timeliness measure	85% within target	
	Quality measure	95% xxx	
Surveillance	Timeliness Measure		
	Quality Measure		
Epidemiology	TBC		
Partnerships	PPA	100% in 18 days	
	% of projects involving partners		
Marketing Health	PHE Survey		
	Sign up / data base rates	TBC	
Knowledge and Intelligence	TBC	xxx	
	TBC	xxx	
National Screening Programmes	QA peer visits undertaken vs planned	100% of planned	
National Screening Programmes	Policy Reviews started	X per qtr	
	Policy Reviews started	X per qtr	
National Immunisation Programmes	Number of contract gaps	0	
PHE Centres	Responsiveness metric TBC		

6. Finance and commercial

Area	Measure	Target / Ambition	Actual [RAG]
out-turn	full year out-turn to be within 1% of agency's funding	1% or <	
LA grants	% of quarterly LA grant payments made	100%	
LA spend	Percentage of YTD LA public health budget spent	TBC	

Example Highlight Report

1. Public Health Outcomes Framework

Overall rating is **Amber** and **UNCHANGED**



1. Improvement in Public Health against PHOF



Domain 1 -
Improving
the wider
determinants
of health

[RAG]

Xxx
Indicators
in place

Xxx
Indicators
updated
this Qtr.

Domain 2 -
Health
improvement

[RAG]

xxx
Indicators
in place

Xxx
Indicators
updated
this Qtr.

Domain 3 -
Health
Protection

[RAG]

Xxx
Indicators
in place

Xxx
Indicators
updated
this Qtr.

Domain 4 -
Healthcare
public health
and
preventing
premature
mortality

[RAG]

Xxx
Indicators
in place

Xxx
Indicators
updated
this Qtr.

Key messages this quarter

- **Domain 1** - Childhood poverty has seen a statistically significant increase from previous year
- **Domain 2** - Smoking prevalence amongst 15 year olds has seen a statistically significant increase since last year
- **Domain 3** – Vaccination coverage has improved , specifically MMR for 5 year olds – this results from specific focus on SILs to ensure GPs are checking records for missed vaccinations when patient contact occurs
- **Domain 4** – Under 75 mortality rate from cardiovascular disease has remained at the same rate as previous update
- **Domain 4** – Under 75 mortality rate has seen a statistically significant improvement since last year

Next steps and actions

- **Domain 1** – Work is being taken forward with DWP and Child Poverty Action Group to review the impact assessment of benefit reforms
- **Domain 2** – HWB are undertaking a of smoke free marketing campaign . Corporate programme 1 has completed business case to procure an information system to provide smoking prevalence and to measure tobacco control activity at a local level.
- **Domain 4** – AAA screening programme to complete roll out next month