

Defence Analytical Services & Advice
(Price Indices)



**SEARCH
&
RESCUE**

QUARTERLY REPORT

April - June 2011

DASA

defence analytical services & advice

DASA is keen to listen to customers and is always happy to consider any suggestions which may improve our service. The DASA Price Indices (PI) SAR team is:

Daniel Turner	Tel: 030 679 34524
Paul Sherwood	Tel: 030 679 34553
Craig Corbet	Tel: 030 679 32100

Our Address is: DASA Price Indices
Mailpoint 6229
Oak 2E
Abbey Wood
Bristol, BS34 8SJ

E Mail:

[*DASADESA-PI-1@mod.uk*](mailto:DASADESA-PI-1@mod.uk)

[*DASADESA-PI-OutputMgr@mod.uk*](mailto:DASADESA-PI-OutputMgr@mod.uk)

[*DASADESA-PI-HOB@mod.uk*](mailto:DASADESA-PI-HOB@mod.uk)



defence analytical services & advice

CONTENTS

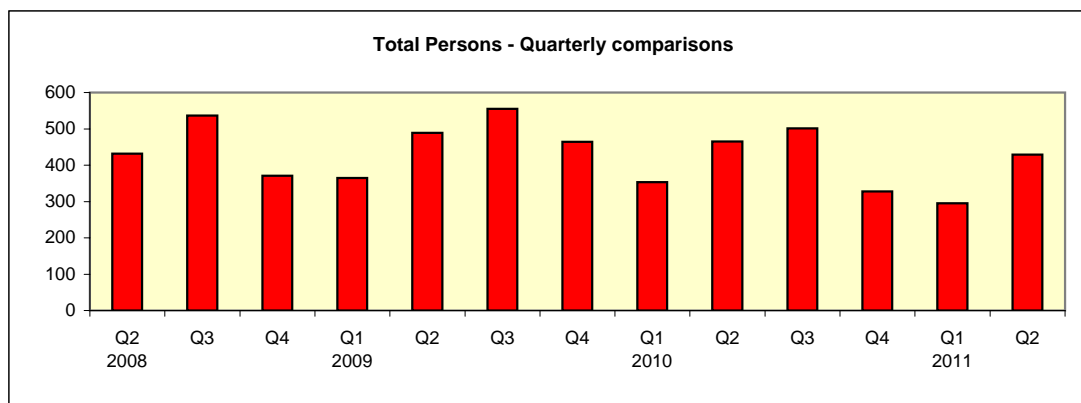
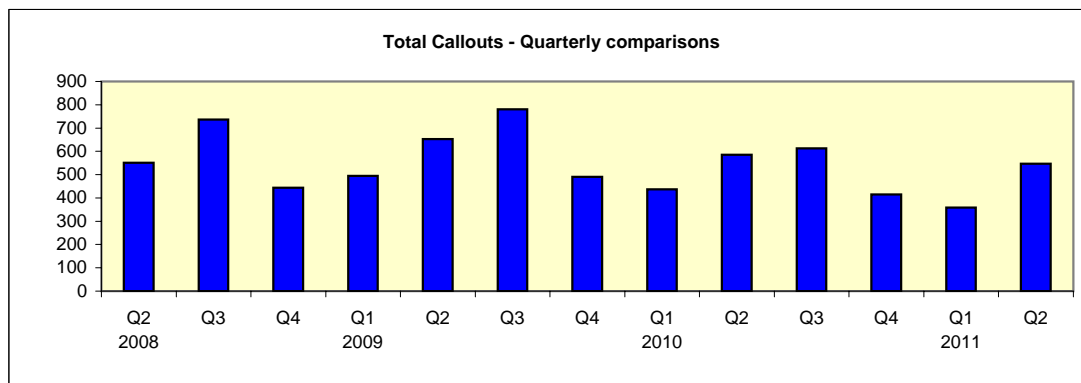
Page

UK and Overseas Summary	1
UK Helicopters	2
UK & Overseas Helicopters by Unit	3-5
UK & Overseas Helicopters by Callout Type	6
Callout Type - Pie Charts	7
Persons Assisted – Pie Charts	8
Mountain Rescue Teams	9
Fixed Wing	10
Maritime & Coastguard Agency	11
Maps	12
SAR Definitions	16

UK & Overseas Search And Rescue Summary

	Total Callouts	UK Helicopters	Overseas Helicopters	Fixed Wing Aircraft	Mountain Rescue	Marine Craft	Persons Moved
2011 Apr	185	180	3	0	2	0	140
May	172	160	6	0	6	0	130
Jun	190	183	5	0	2	0	159
Qtrly total	547	523	14	0	10	0	429

	Total Callouts	UK Helicopters	Overseas Helicopters	Fixed Wing Aircraft	Mountain Rescue	Marine Craft	Persons Moved
2008 Q1	447	363	35	15	34	0	423
Q2	551	496	32	3	20	0	432
Q3	737	696	13	4	24	0	537
Q4	444	408	16	7	13	0	371
2009 Q1	495	444	25	4	22	0	365
Q2	652	610	15	6	21	0	489
Q3	781	740	13	2	26	0	555
Q4	490	443	28	2	17	0	464
2010 Q1	437	395	19	3	20	0	353
Q2	585	558	15	0	12	0	465
Q3	613	585	16	0	12	0	501
Q4	415	383	17	0	15	0	328
2011 Q1	358	322	21	0	15	0	295



Summary of UK SAR Helicopter Callouts Apr - Jun 2011

Callouts by Type of Assistance

		Total Callouts	Rescue	Search-Rescue	Medrescue	Search-Medrescue	Medtransfer	Recovery	Search-Recovery	Transfer	Civil Aid	Search	Top Cover	Assist	Search-Assist	Recalled	Not Required	False Alarm	Hoax	Precaution	Aborted	Search-Abort
2011	Apr	180	13	5	68	5	16	1	1	0	0	26	4	1	2	31	5	1	1	0	0	0
	May	160	8	4	72	4	14	1	0	0	0	17	3	2	0	25	4	2	0	1	3	0
	Jun	183	14	1	88	6	8	2	0	1	0	14	3	2	4	22	15	0	1	0	1	1
Qtrly Total		523	35	10	228	15	38	4	1	1	0	57	10	5	6	78	24	3	2	1	4	1
2008	Q1	363	17	7	114	17	33	6	5	3	3	66	2	6	12	42	12	8	2	1	5	2
	Q2	496	34	7	192	14	56	6	0	1	0	64	6	8	11	70	16	5	1	0	3	2
	Q3	696	32	13	259	18	55	13	2	0	0	97	5	6	17	119	34	10	7	0	8	1
	Q4	408	15	6	152	6	64	2	1	6	0	58	1	5	13	43	17	7	4	0	5	3
2009	Q1	444	16	18	148	14	52	4	2	2	0	82	5	9	13	44	13	2	3	0	14	3
	Q2	610	23	21	274	12	51	8	7	1	0	70	6	6	9	77	27	8	2	0	7	1
	Q3	740	35	17	306	22	53	5	3	2	1	81	14	14	19	98	39	19	5	1	5	1
	Q4	443	21	19	157	10	57	1	3	9	0	52	3	5	5	61	24	6	1	1	6	2
2010	Q1	395	21	6	150	19	57	4	1	4	0	47	1	8	2	44	11	5	5	2	8	0
	Q2	558	33	10	269	13	46	1	1	3	1	48	8	7	3	74	27	7	3	1	3	0
	Q3	585	32	14	254	19	42	3	2	2	0	56	8	7	7	78	33	14	5	2	6	1
	Q4	383	18	10	140	9	57	5	2	0	1	34	4	9	6	45	16	3	2	4	16	2
2011	Q1	322	11	5	112	12	44	4	4	1	0	40	7	5	9	37	18	4	1	2	2	4

Persons¹ by Type of Assistance

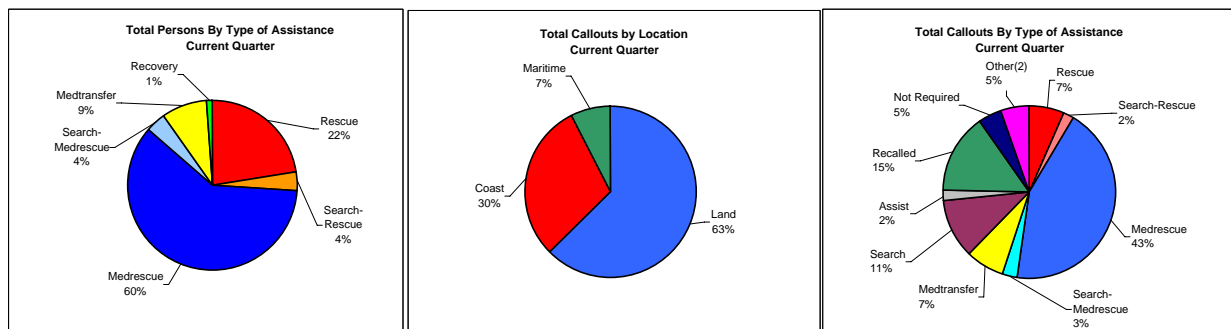
		Total Persons	Rescue	Search-Rescue	Medrescue	Search-Medrescue	Medtransfer	Recovery	Search-Recovery	Transfer
2011	Apr	137	26	9	79	5	16	1	1	0
	May	118	21	5	75	4	12	1	0	0
	Jun	157	45	1	93	7	8	2	0	1
Qtrly Total		412	92	15	247	16	36	4	1	1
2008	Q1	298	67	12	132	21	33	6	5	22
	Q2	401	89	21	203	19	62	6	0	1
	Q3	525	126	25	286	18	55	13	2	0
	Q4	354	85	12	172	7	69	2	1	6
2009	Q1	325	52	29	162	15	56	5	3	3
	Q2	483	75	34	290	12	52	8	7	5
	Q3	544	94	30	324	27	57	5	3	4
	Q4	439	64	62	211	15	59	3	4	21
2010	Q1	329	56	13	163	21	63	5	1	7
	Q2	458	73	17	293	14	49	2	1	9
	Q3	490	95	36	286	21	45	3	2	2
	Q4	309	65	16	148	11	62	5	2	0
2011	Q1	280	77	13	124	13	44	4	4	1

Callouts by Location

		Total Callouts	Land	Coast	Maritime
2011	Apr	180	112	59	9
	May	160	101	42	17
	Jun	183	114	56	13
Qtrly Total		523	327	157	39
2008	Q1	363	231	80	52
	Q2	496	299	112	85
	Q3	696	400	201	95
	Q4	408	281	57	70
2009	Q1	444	323	77	44
	Q2	610	380	162	68
	Q3	740	464	217	59
	Q4	443	328	79	36
2010	Q1	395	303	65	27
	Q2	558	355	157	46
	Q3	585	348	180	57
	Q4	383	284	64	35
2011	Q1	322	218	64	40

1. Persons are not normally attributed to the following callout categories:

Civil Aid, Search, Top Cover, Assist, Recalled, Not Required, False Alarm, Hoax, Precaution, Aborted.



2: 'Other' includes: Recovery, Transfer, Civil Aid, Top Cover, False Alarm, Hoax, Precaution, Aborted. Assist includes Search-Assist

UK & Overseas Helicopter Summary By Unit, Apr - Jun 2011

Callouts

Apr - Jun 2011	Apr	May	Jun	Qtrly Total
RAF Boulmer	18	16	16	50
RAF Chivenor	25	26	35	86
RAF Leconfield	19	17	13	49
RAF Lossiemouth	14	10	26	50
RAF Valley	29	28	30	87
RAF Wattisham	23	14	13	50
RNAS Culdrose	17	21	26	64
HMS Gannet	35	28	24	87
Cyprus	1	1	3	5
Falklands	2	5	2	9
UK Other Helicopters ³	0	0	0	0
Overseas Other Helicopters	0	0	0	0
Total	183	166	188	537

Average Flying Hours Per Callout⁴

Apr - Jun 2011	Apr	May	Jun	Qtrly Avg
RAF Boulmer	1.28	1.59	1.30	1.39
RAF Chivenor	1.03	1.02	1.18	1.09
RAF Leconfield	1.06	0.59	1.09	1.04
RAF Lossiemouth	1.46	2.07	1.56	1.55
RAF Valley	1.09	1.11	1.31	1.17
RAF Wattisham	0.58	1.24	0.54	1.04
RNAS Culdrose	1.13	1.25	1.19	1.19
HMS Gannet	1.30	1.17	1.22	1.23
Cyprus	1.15	0.55	4.27	3.06
Falklands	2.15	1.20	2.12	1.44
UK Other Helicopters ³	-	-	-	0.00
Overseas Other Helicopters	-	-	-	0.00

Persons

Apr - Jun 2011	Apr	May	Jun	Qtrly Total
RAF Boulmer	8	10	13	31
RAF Chivenor	15	12	34	61
RAF Leconfield	16	10	21	47
RAF Lossiemouth	12	9	14	35
RAF Valley	26	31	29	86
RAF Wattisham	11	7	9	27
RNAS Culdrose	18	18	22	58
HMS Gannet	31	21	15	67
Cyprus	1	1	0	2
Falklands	2	5	2	9
UK Other Helicopters ³	0	0	0	0
Overseas Other Helicopters	0	0	0	0
Total	140	124	159	423

Average Distance From Base (Nautical Miles)

Apr - Jun 2011	Apr	May	Jun	Qtrly Avg
RAF Boulmer	47	56	58	53
RAF Chivenor	31	37	38	36
RAF Leconfield	29	43	36	36
RAF Lossiemouth	65	65	56	60
RAF Valley	22	26	31	26
RAF Wattisham	36	41	38	38
RNAS Culdrose	30	30	43	36
HMS Gannet	47	54	47	49
Cyprus	40	3	21	21
Falklands	25	46	33	38
UK Other Helicopters ³	-	-	-	-
Overseas Other Helicopters	-	-	-	-

3. 'UK Other Helicopters' includes:

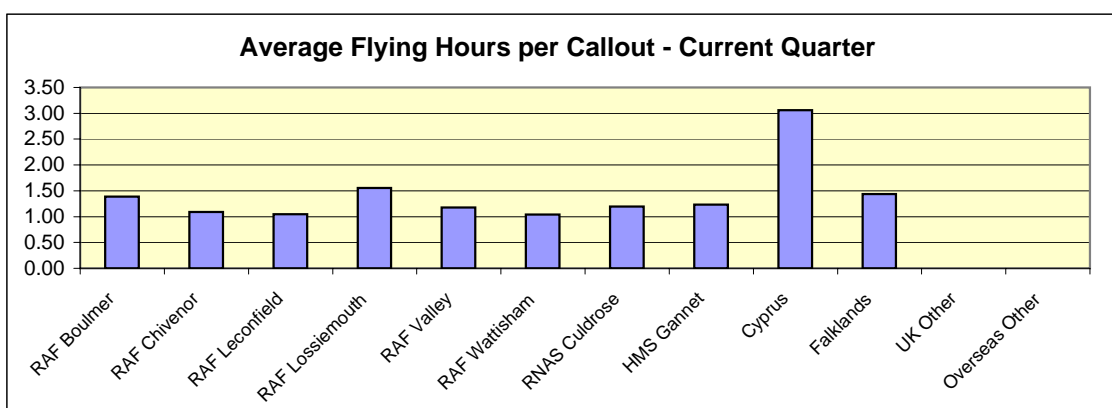
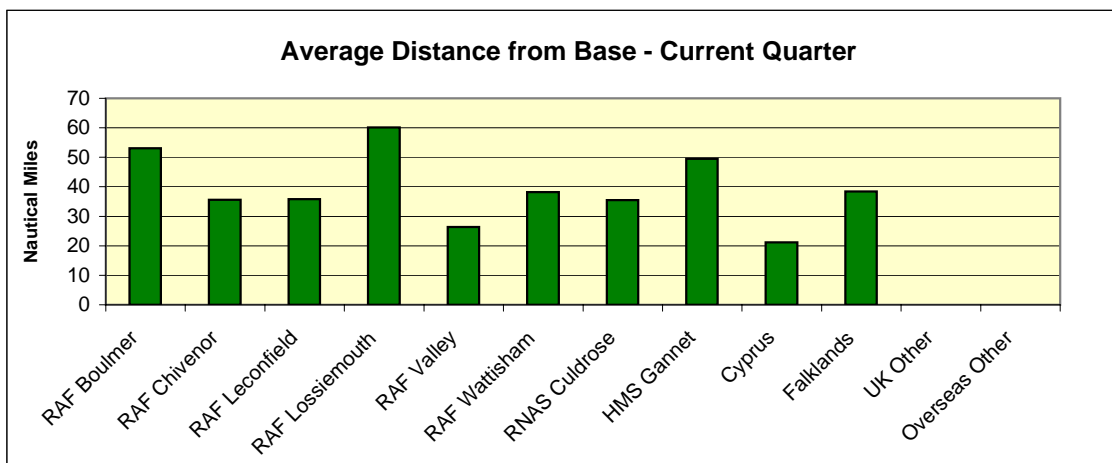
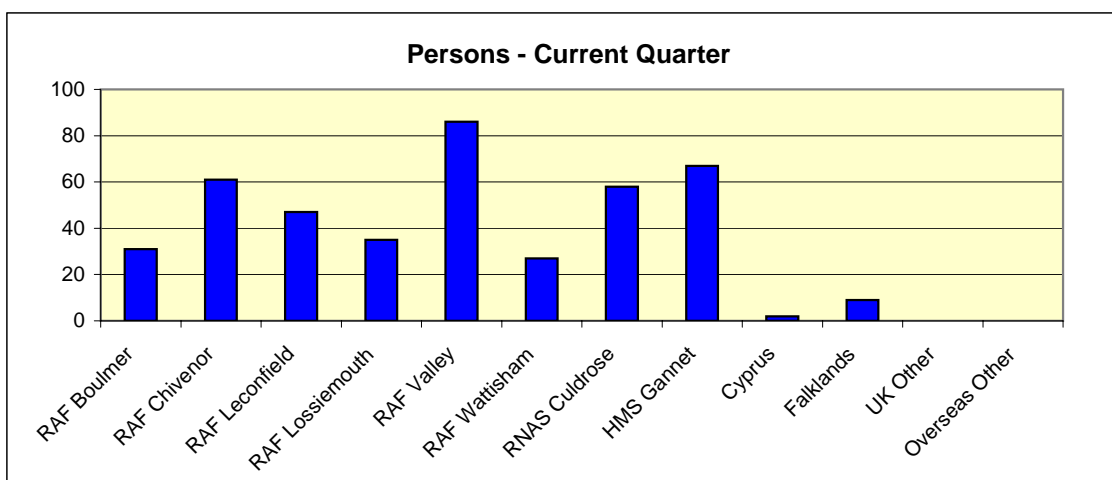
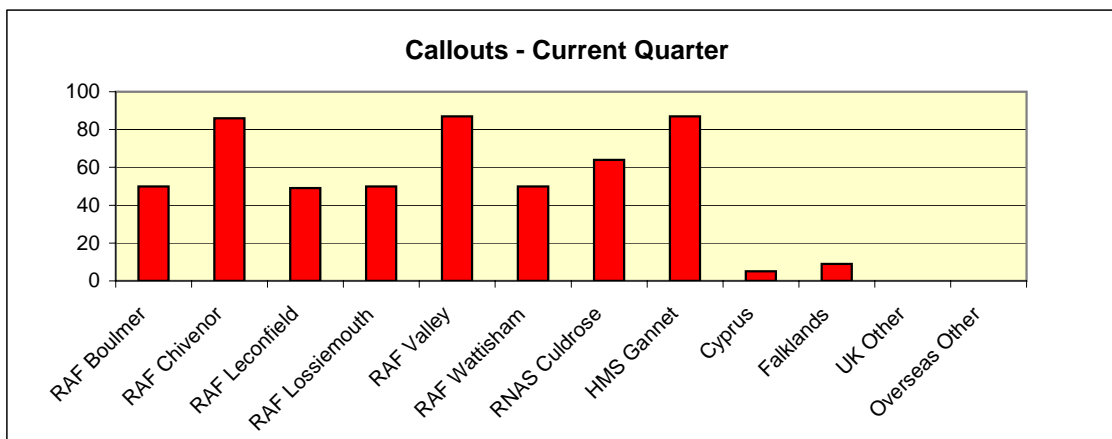
RAF Others

RN Others

Other Helicopters

4. Average Flying Hours are expressed in Hours and Minutes. (Flying time excludes periods where an aircraft lands, whether the engines are shut down or not).

UK & Overseas Helicopter Summary By Unit, Apr - Jun 2011

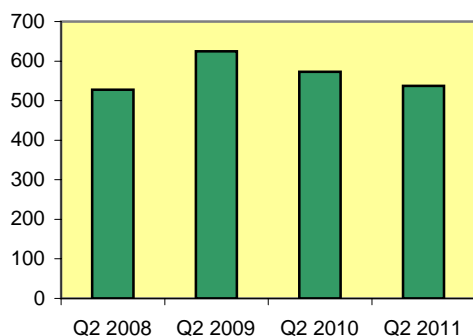


UK & Overseas Helicopter Summary By Unit

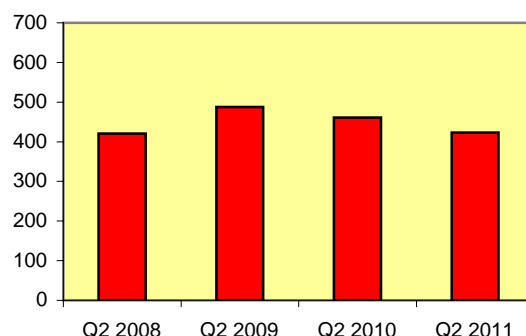
Callouts by Unit

Qtr 2 2011	2008				2009				2010				2011		Qtr 2 Average
	Q1	Q2	Q3	Q4	Q1	Q2	Q3	Q4	Q1	Q2	Q3	Q4	Q1	Q2	
RAF Boulmer	34	59	75	43	54	51	62	47	54	50	50	39	27	50	53
RAF Chivenor	40	69	112	41	57	85	135	63	59	102	108	70	46	86	86
RAF Leconfield	39	69	72	52	45	51	66	42	32	47	60	35	27	49	54
RAF Lossiemouth	61	67	91	56	50	69	75	42	37	46	53	39	49	50	58
RAF Valley	43	44	82	53	62	93	111	56	48	79	94	47	46	87	76
RAF Wattisham	27	52	59	36	30	43	61	28	29	35	47	22	21	50	45
RNAS Culdrose	38	49	77	40	49	102	108	52	45	85	76	54	48	64	75
HMS Gannet	80	87	128	87	97	116	121	113	91	114	97	77	57	87	101
Cyprus	7	15	6	2	3	12	9	12	6	12	6	5	4	5	11
Falklands	28	17	7	14	22	3	4	16	13	3	10	12	17	9	8
UK Other Helicopters	1	0	0	0	0	0	1	0	0	0	0	0	1	0	0
Overseas Others	0	0	0	0	0	0	0	0	0	0	0	0	0	0	0
Total	398	528	709	424	469	625	753	471	414	573	601	400	343	537	566

SAR Helicopters - Callouts



SAR Helicopters - Persons



Persons by Unit

Qtr 2 2011	2008				2009				2010				2011		Qtr 2 Average
	Q1	Q2	Q3	Q4	Q1	Q2	Q3	Q4	Q1	Q2	Q3	Q4	Q1	Q2	
RAF Boulmer	22	40	80	43	30	31	40	48	48	44	34	43	14	31	37
RAF Chivenor	33	51	89	38	45	76	117	66	39	89	75	53	26	61	69
RAF Leconfield	20	59	39	45	21	31	48	32	19	32	51	18	13	47	42
RAF Lossiemouth	39	57	58	45	41	43	53	34	32	42	48	34	94	35	44
RAF Valley	50	51	57	59	51	91	68	86	46	66	104	47	32	86	74
RAF Wattisham	20	31	21	15	17	27	30	8	20	20	30	13	15	27	26
RNAS Culdrose	37	40	61	31	44	74	93	67	37	71	66	41	49	58	61
HMS Gannet	77	72	120	78	76	110	94	98	88	94	82	60	37	67	86
Cyprus	1	4	0	0	1	3	0	5	3	0	0	2	0	2	2
Falklands	118	16	7	10	30	2	3	19	13	3	10	11	12	9	8
UK Other Helicopters	0	0	0	0	0	0	1	0	0	0	0	0	0	0	0
Overseas Others	0	0	0	0	0	0	0	0	0	0	0	0	0	0	0
Total	417	421	532	364	356	488	547	463	345	461	500	322	292	423	448

UK & Overseas SAR Helicopter Summary by Unit & Type of Assistance

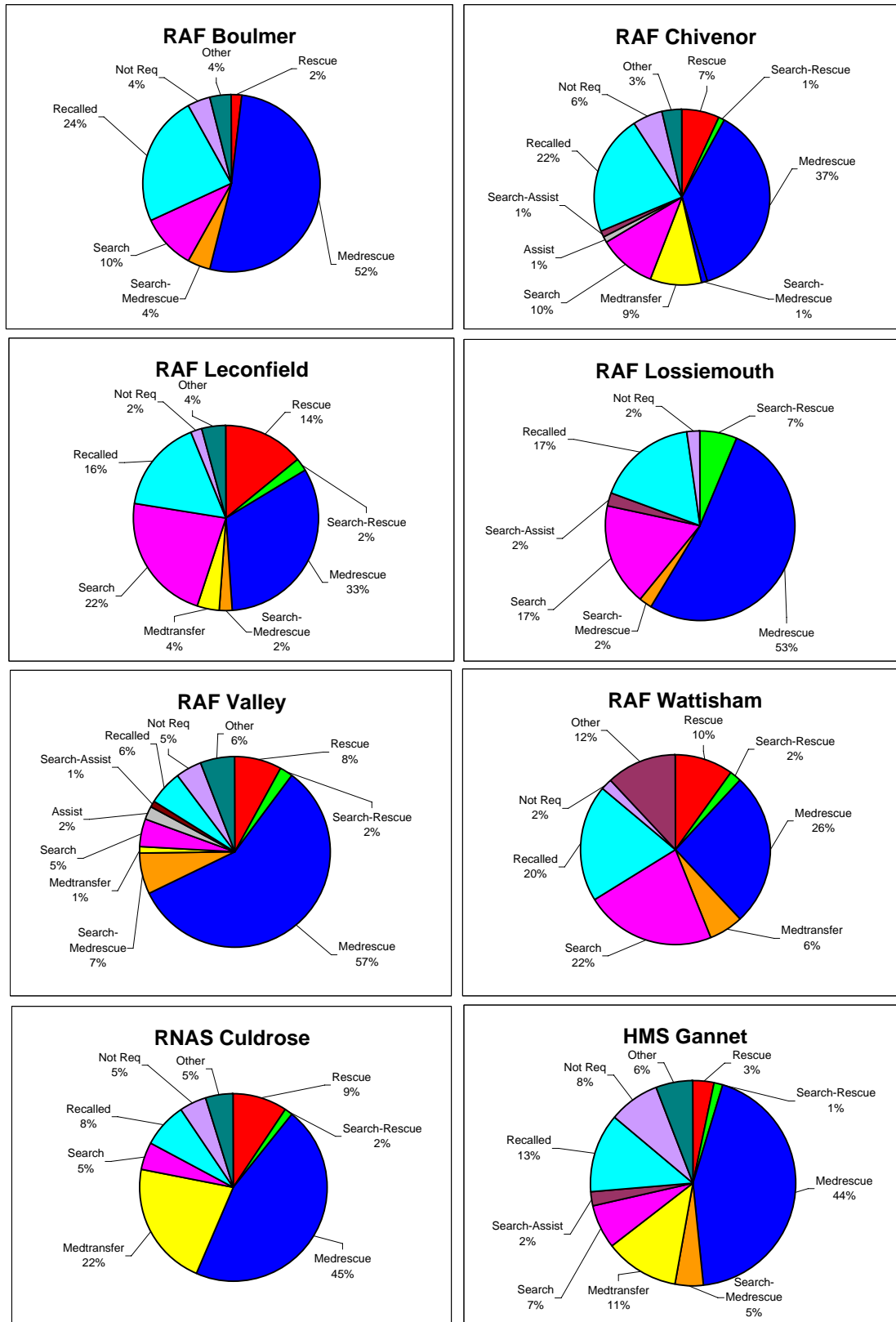
Callouts by Unit

Qtr 2 2011	Total Callouts																				
		Rescue	Search-Rescue	Medrescue	Search-Medrescue	Medtransfer	Recovery	Search-Recovery	Transfer	Civil Aid	Search	Top Cover	Assist	Search-Assist	Recalled	Not Req	False Alarm	Hoax	Precaution	Aborted	Search-Abort
RAF Boulmer	50	1	0	26	2	0	0	0	0	0	5	1	0	0	12	2	1	0	0	0	0
RAF Chivenor	86	6	1	32	1	8	1	0	1	0	9	0	1	1	19	5	0	0	0	1	0
RAF Leconfield	49	7	1	16	1	2	0	0	0	0	11	1	1	0	8	1	0	0	0	0	0
RAF Lossiemouth	50	0	3	24	1	0	1	0	0	0	8	1	0	1	8	1	2	0	0	0	0
RAF Valley	87	7	2	50	6	1	1	1	0	0	4	0	2	1	5	4	0	0	0	3	0
RAF Wattisham	50	5	1	13	0	3	0	0	0	0	11	2	1	1	10	1	0	1	1	0	0
RNAS Culdrose	64	6	1	29	0	14	1	0	0	0	3	2	0	0	5	3	0	0	0	0	0
HMS Gannet	87	3	1	38	4	10	0	0	0	0	6	3	0	2	11	7	0	1	0	0	1
Cyprus	5	1	0	0	0	1	0	0	0	2	1	0	0	0	0	0	0	0	0	0	0
Falklands	9	0	0	3	0	5	0	0	1	0	0	0	0	0	0	0	0	0	0	0	0
UK Other Helicopters	0	0	0	0	0	0	0	0	0	0	0	0	0	0	0	0	0	0	0	0	0
Overseas Others	0	0	0	0	0	0	0	0	0	0	0	0	0	0	0	0	0	0	0	0	0
Total	537	36	10	231	15	44	4	1	2	2	58	10	5	6	78	24	3	2	1	4	1

Persons by Unit

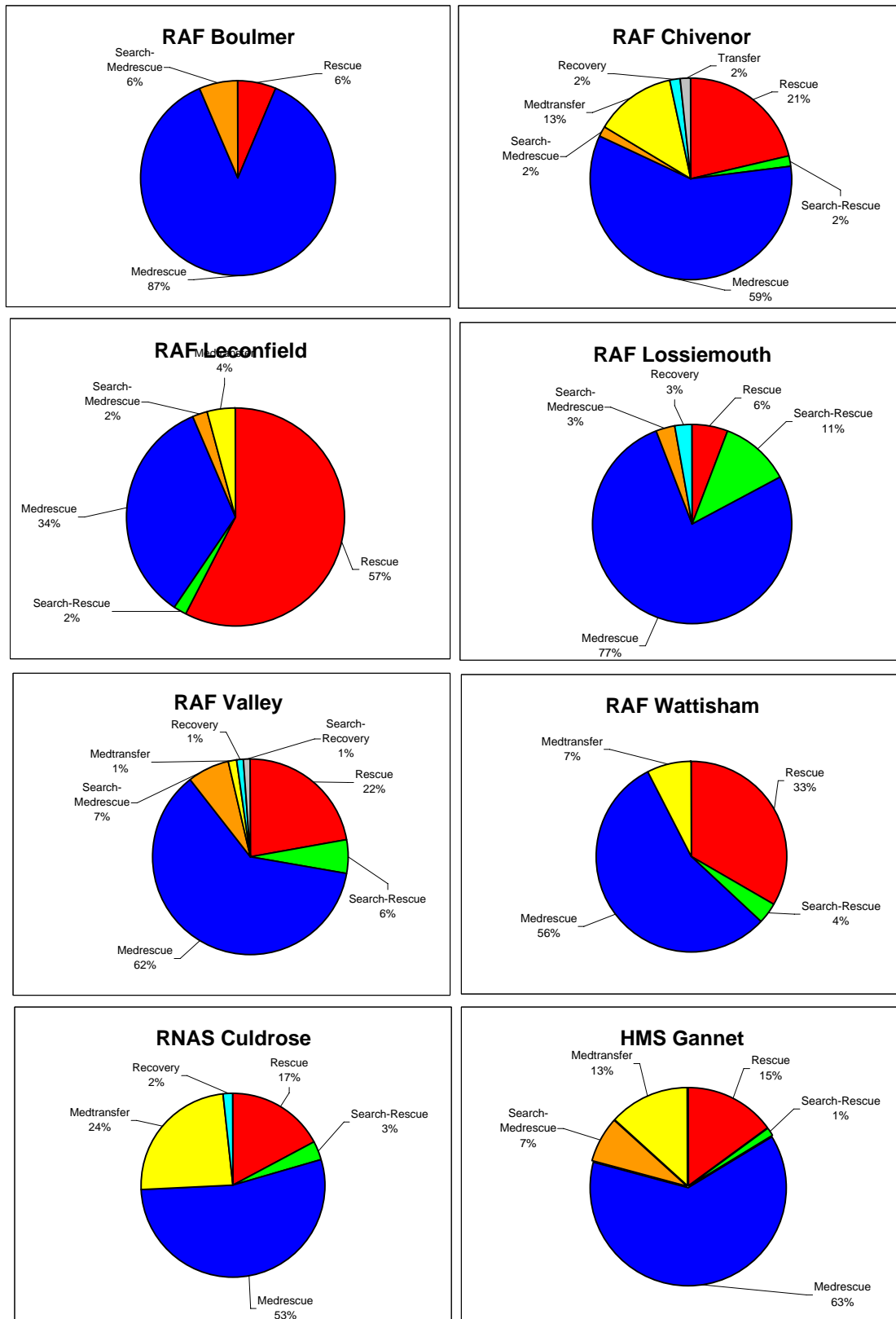
Qtr 2 2011	Total Persons	Rescue	Search-Rescue	Medrescue	Search-Medrescue	Medtransfer	Recovery	Search-Recovery	Transfer
RAF Boulmer	31	2	0	27	2	0	0	0	0
RAF Chivenor	61	13	1	36	1	8	1	0	1
RAF Leconfield	47	27	1	16	1	2	0	0	0
RAF Lossiemouth	35	2	4	27	1	0	1	0	0
RAF Valley	86	19	5	53	6	1	1	1	0
RAF Wattisham	27	9	1	15	0	2	0	0	0
RNAS Culdrose	58	10	2	31	0	14	1	0	0
HMS Gannet	67	10	1	42	5	9	0	0	0
Cyprus	2	1	0	0	0	1	0	0	0
Falklands	9	0	0	3	0	5	0	0	1
UK Other Helicopters	0	0	0	0	0	0	0	0	0
Overseas Others	0	0	0	0	0	0	0	0	0
Total	423	93	15	250	16	42	4	1	2

Selected SAR Helicopter Units Callout Classification - Current Quarter



5. 'Other' includes: Recovery, Transfer, Civil Aid, Top Cover, False Alarm, Hoax, Precaution, Aborted.

Selected SAR Helicopter Units Persons by Callout Classification - Current Quarter



Mountain Rescue Teams

Callouts by Unit

2011	Qtr 2			Total
	Apr	May	Jun	
Kinloss	2	2	1	5
Leeming	0	2	0	2
Leuchars	0	0	0	0
Valley	0	2	1	3
Other	0	0	0	0
Total	2	6	2	10

Persons by Unit

	Qtr 2			Total
	Apr	May	Jun	
	0	2	0	2
	0	2	0	2
	0	0	0	0
	0	2	0	2
	0	0	0	0
	0	6	0	6

Callouts by Unit

	2008				2009				2010				2011	
	Q1	Q2	Q3	Q4	Q1	Q2	Q3	Q4	Q1	Q2	Q3	Q4	Q1	Q2
Kinloss	17	5	5	5	5	9	8	7	7	5	6	2	6	5
Leeming	4	3	3	2	3	4	2	4	5	2	1	0	3	2
Leuchars	7	4	8	2	7	3	8	4	5	1	2	6	4	0
Valley	6	7	8	4	7	5	8	2	3	4	3	7	2	3
Other	0	1	0	0	0	0	0	0	0	0	0	0	0	0
Total	34	20	24	13	22	21	26	17	20	12	12	15	15	10

Persons by Unit

	2008				2009				2010				2011	
	Q1	Q2	Q3	Q4	Q1	Q2	Q3	Q4	Q1	Q2	Q3	Q4	Q1	Q2
Kinloss	4	2	0	1	1	1	4	1	1	3	0	0	1	2
Leeming	1	0	0	6	1	0	0	0	5	1	0	0	1	2
Leuchars	0	6	3	0	4	0	2	0	1	0	0	2	0	0
Valley	1	2	2	0	3	0	2	0	1	0	1	4	1	2
Other	0	1	0	0	0	0	0	0	0	0	0	0	0	0
Total	6	11	5	7	9	1	8	1	8	4	1	6	3	6

Man Hours

	Qtr 2			Total
	Apr	May	Jun	
Kinloss	12	48	46	106
Leeming	0	78	0	78
Leuchars	0	0	0	0
Valley	0	71	36	107
Other	0	0	0	0
Total	12	197	82	291

UK & Overseas Fixed Wing Aircraft

UK & Overseas Callouts - By Type of Assistance

2011	Qtr 2			Total
	Apr	May	Jun	
Transfer	0	0	0	0
Search	0	0	0	0
Top Cover	0	0	0	0
Assist	0	0	0	0
Search-Assist	0	0	0	0
Recalled	0	0	0	0
Not Required	0	0	0	0
False Alarm	0	0	0	0
Hoax	0	0	0	0
Precaution	0	0	0	0
Aborted	0	0	0	0
Search-Abort	0	0	0	0
Other	0	0	0	0
Total	0	0	0	0

UK & Overseas Callouts - By Type of Assistance

2008 - 2010	2008				2009				2010				2011 Q1
	Q1	Q2	Q3	Q4	Q1	Q2	Q3	Q4	Q1	Q2	Q3	Q4	
Transfer	0	0	0	0	0	0	0	0	0	0	0	0	0
Search	3	1	3	2	0	1	0	1	1	0	0	0	0
Top Cover	9	2	1	5	4	3	2	1	2	0	0	0	0
Assist	0	0	0	0	0	0	0	0	0	0	0	0	0
Search-Assist	1	0	0	0	0	0	0	0	0	0	0	0	0
Recalled	2	0	0	0	0	2	0	0	0	0	0	0	0
Not Required	0	0	0	0	0	0	0	0	0	0	0	0	0
False Alarm	0	0	0	0	0	0	0	0	0	0	0	0	0
Hoax	0	0	0	0	0	0	0	0	0	0	0	0	0
Precaution	0	0	0	0	0	0	0	0	0	0	0	0	0
Aborted	0	0	0	0	0	0	0	0	0	0	0	0	0
Search-Abort	0	0	0	0	0	0	0	0	0	0	0	0	0
Other	0	0	0	0	0	0	0	0	0	0	0	0	0
Total	15	3	4	7	4	6	2	2	3	0	0	0	0

UK Monthly Totals

2011	Average Flying Hours ⁶	Average Distance from Base (nautical miles)
April	-	-
May	-	-
June	-	-
Qtrly Average	-	-

6. 'Average Flying Hours ' are expressed in Hours and Minutes.
Flying time excludes periods where an aircraft lands, whether
the engines are shut down or not.



Maritime & Coastguard Agency SAR Statistics

Source: Maritime & Coastguard Agency.

Please note that these figures are provisional and subject to audit.

Quarterly Analysis of Incidents using CG Helicopter assistance by base for 2nd Quarter 2011

1 April - 30 June 2010




	Lee on Solent	Shetland	Portland	Stornoway	Total
April	24	9	11	2	46
May	21	7	30	15	73
June	22	15	33	24	94
Total	67	31	74	41	213

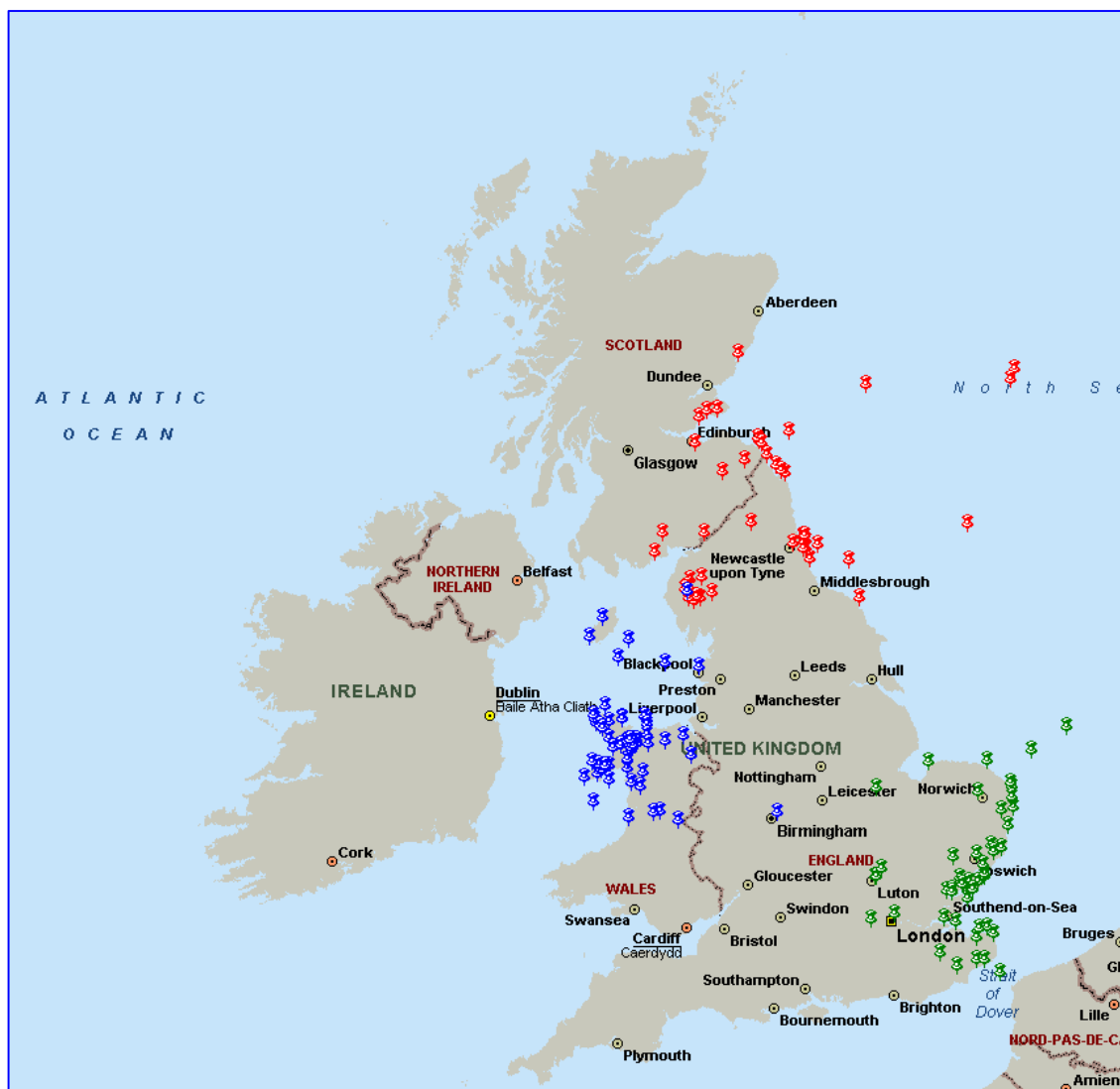
The RAF Kinloss coordination centre work closely with other agencies during many SAR operations - the Maritime & Coastguard agency forming a major part of the combined UK SAR effort. The Coastguard have four SAR helicopter units; Sumburgh (Shetland), Stornoway (Isle of Lewis), Portland and Lee-on-Solent. Their helicopter crews provide cover for civil maritime, civil aviation SAR, some land operations and military rescues.



UK SAR RAF HELICOPTER CALLOUTS




April – June 2011

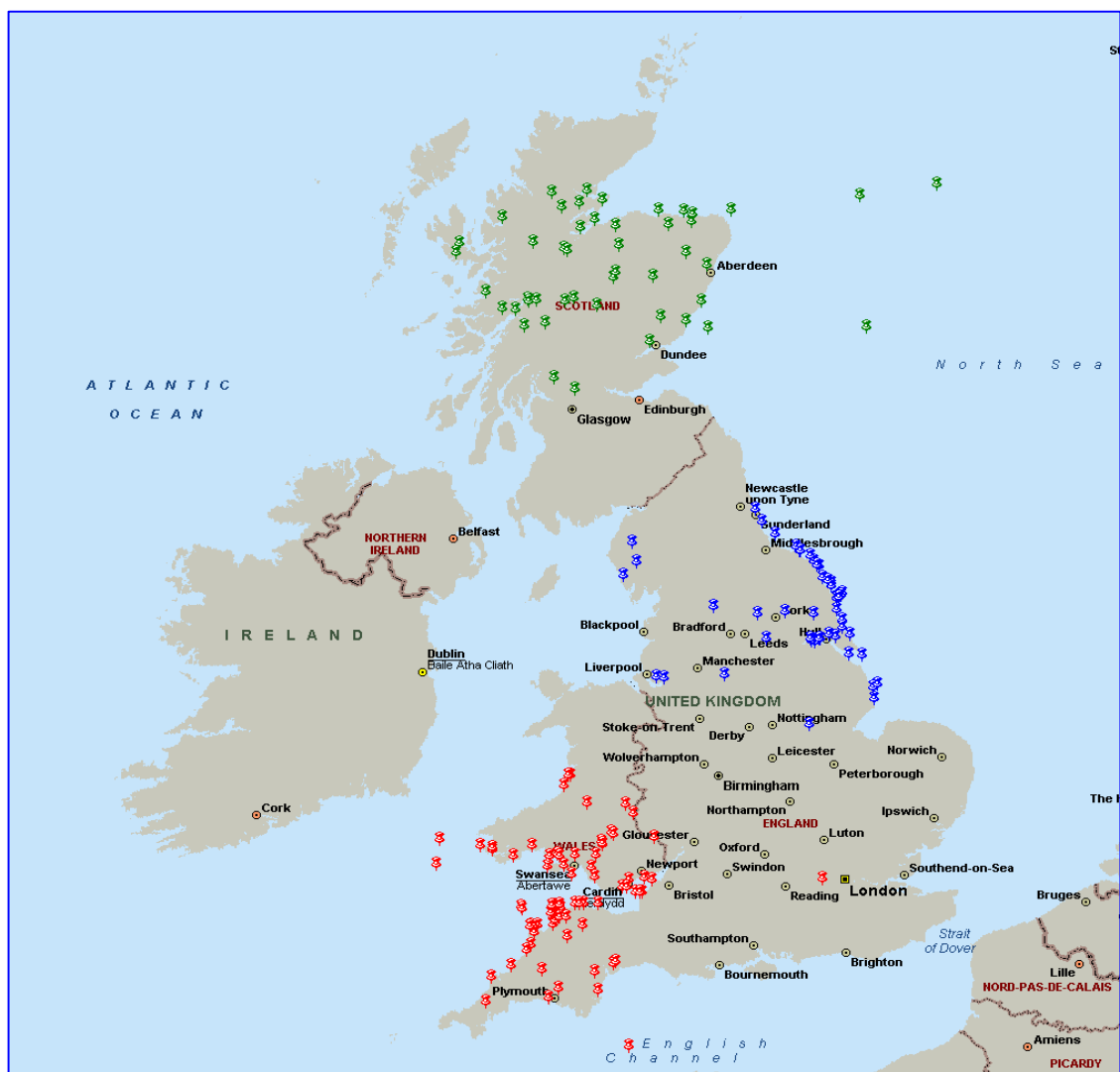
RAF Boulmer	
RAF Valley	
RAF Wattisham	



UK SAR RAF HELICOPTER CALLOUTS



April – June 2011

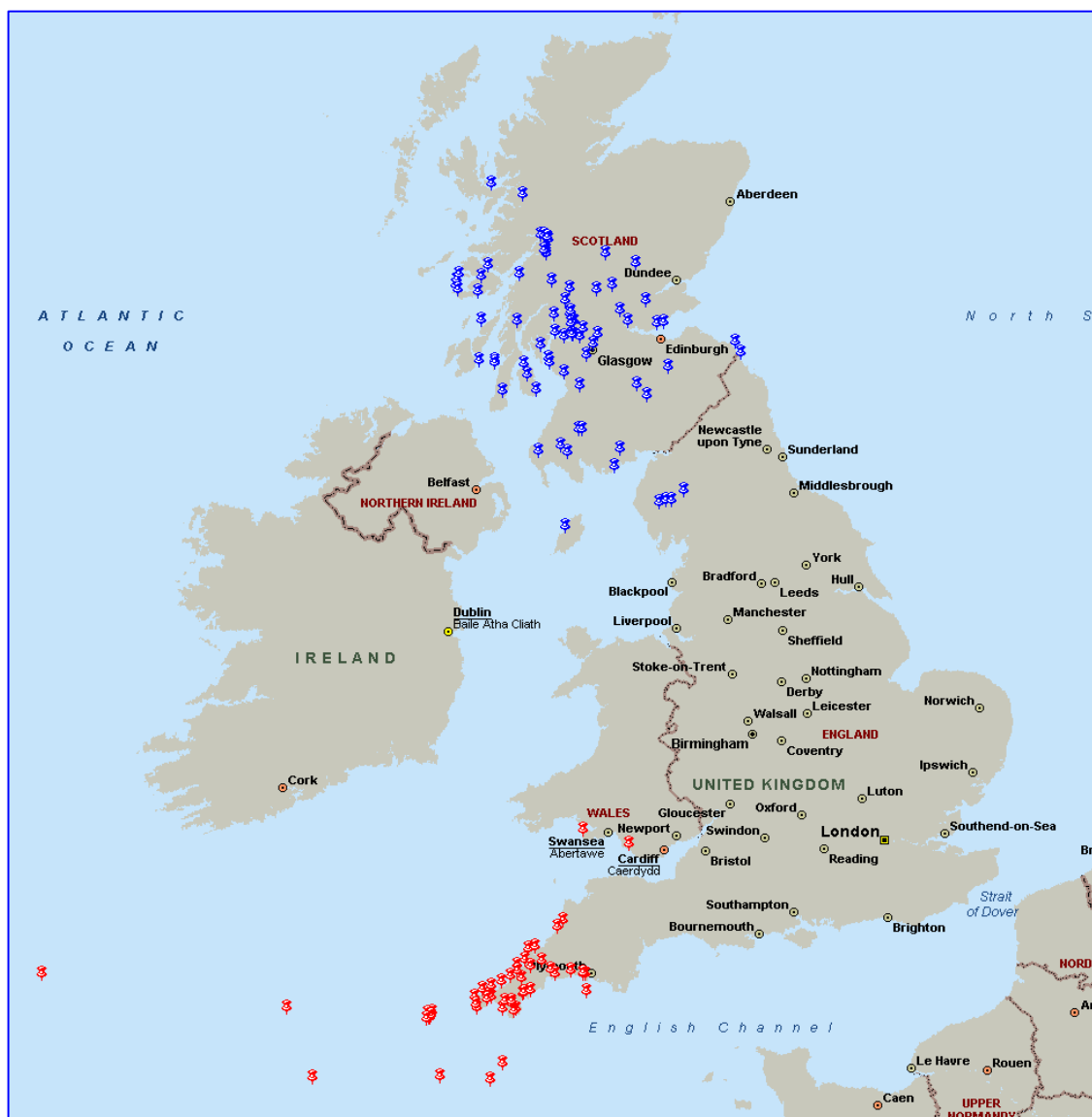
RAF Chivenor	
RAF Leconfield	
RAF Lossiemouth	



UK SAR RN HELICOPTER CALLOUTS





April – June 2011

RNAS Culdrose	
HMS Gannet	



UK SAR MRT CALLOUTS

April – June 2011

MRT Kinloss	
MRT Leeming	
MRT Leuchars	
MRT Valley	



SEARCH AND RESCUE DEFINITIONS

Note: This report has been compiled in accordance with the following definitions, which have been used since 2007.

Current Term	Previous Term	
RESCUE	No change	Transfer of distressed uninjured person(s) from a hostile to a benign environment.
MEDRESCUE	No change	Transfer of sick or injured persons(s) from a hostile environment to a recognised medical facility (eg, hospital or chamber).
TRANSFER	AIRLIFT	Transfer of military personnel, or their families, on compassionate grounds.
MEDTRANSFER	MEDEVAC	Transfer of patients or organs between medical establishments at the request of a recognised Medical Authority, i.e. NHS Trust, Hospital or Ambulance Authority.
ASSIST	No change	Assistance to other SAR assets etc, such as moving SAR personnel or equipment (eg, mountain rescue teams, divers, pumps), shepherding of aircraft etc.
SEARCH	No change	Search for craft, person(s), etc which does not result in moving a person.
SEARCH – RESCUE		Search for craft, person(s), etc resulting in the rescue of an uninjured person.
SEARCH – MEDRESCUE		Search for craft, person(s), etc resulting in the rescue of a sick/injured casualty.
SEARCH – ASSIST		Search for craft, person(s), etc involving assistance to other SAR assets.
SEARCH – RECOVERY		Search for craft, person(s), etc resulting in the recovery of person(s) apparently dead.
SEARCH – ABORT		Search for craft, person(s), etc during which callout terminated due to eg malfunction or adverse weather.
TOP-COVER	No change	On-scene assistance, e.g. communications relay, target identification, vectoring to target etc. for another rescue asset, or as cover for person(s) or vessel(s) in distress that does not result in further intervention.
RECALLED	No change	Asset recalled from incident whilst en route.
NOT REQUIRED	No change	Asset arrived on scene but no action required.
ABORT	No change	Callout terminated due to eg malfunction or adverse weather.
RECOVERY	No change	Recovery of person(s) apparently dead.
PRECAUTION	No change	Pre-positioning of a SAR helicopter to provide faster response to an anticipated or potential incident, eg, in response to an aircraft declaring a “MAYDAY” or a potential incident on a offshore installation.
FALSE ALARM	No change	Unnecessary callout with good intent.
HOAX	No change	Unnecessary callout with malicious intent
CIVIL AID	No change	Military Aid to the Civil Community (eg fire control).