

MOD Armed Forces Personnel Statistics

Statistical Release

1 May 2012

Published 21 June 2012

DASA undertook a major review of all Armed Forces personnel data from the Joint Personnel Administration system. Some figures for the period 1 April 2006 to 1 April 2009 will not match those published prior to 28 September 2011. Please refer to Page 1 for more details.

Contents	Page
Commentary	1
Full Time UK Armed Forces strength	
Table 1 Trained strengths and requirements	4
Graph 1.1 Naval Service: Trained strength and requirement	5
Graph 1.2 Army: Trained strength and requirement	5
Graph 1.3 Royal Air Force: Trained strength and requirement	5
Table 2 Full time trained and untrained personnel strength	6
UK Regular Forces intake and outflow	
Table 3 Intake and Outflow	7
Graph 3.1 Naval Service: Intake and outflow	8
Graph 3.2 Army: Intake and outflow	8
Graph 3.3 Royal Air Forces: Intake and outflow	8
Voluntary Outflow	
Table 4 Voluntary Outflow from trained UK Regular Forces	9
Graph 4.1 Naval Service: Voluntary Outflow	10
Graph 4.2 Army: Voluntary Outflow	10
Graph 4.3 Royal Air Force: Voluntary Outflow	10
<u>Glossary</u>	11

Further Information

Service Personnel Enquiries

DASA Quad Service

Tel: 020-780-78896

Email: dasa-quad-enquiries@mod.uk

General Public Enquiries

www.dasa.mod.uk



MINISTRY OF DEFENCE



UK Armed Forces Monthly Personnel Report - 1 May 2012

This is a monthly publication of the strength, intake and outflow of UK Regular and Non-Regular Forces broken down by training indicator. It complements the UK Armed Forces Quarterly Manning Report by providing higher-level figures on strength, intake and outflow for the UK Armed Forces. It uses data from the Ministry of Defence Joint Personnel Administration System (JPA) and single Service legacy systems.

The tables provide information about the patterns of change in the composition of the UK's Armed Forces for the four most recent months. The three most recent financial years are also presented to provide context. The graphs that accompany tables extend the time-series to provide a monthly picture of the longer term patterns.

Armed Forces Personnel Key Points and Trends

- The full time trained strength of the UK Armed Forces was 169,380 at 1 May 2012. This was a 2.7% deficit against the requirement of 174,040.
- Intake into the UK Regular Forces was 15,370 in the 12 months to 30 April 2012; an increase of 3.8% compared with the 12 months to 31 March 2012.
- Outflow from the UK Regular Forces was 21,450 in the 12 months to 30 April 2012; an increase of 0.4% compared with the 12 months to 31 March 2012.
- In the 12 months to 30 April 2012, 1,680 personnel had left the Trained UK Regular Armed Forces under the Armed Forces Redundancy Programme. The majority of Naval Service personnel left during March 2012 whilst for Army and Royal Air Force personnel this occurred during February 2012. This outflow of personnel accounts for the noticeable decrease in the Trained strengths.

Revisions to historic data from the Joint Personnel Administration System

DASA has recently undertaken a major review of all personnel data from the Joint Personnel Administration system. This has resulted in changes to the strengths, intake and outflow data reported in the Quarterly and Monthly Manning Reports, affecting the following periods:

- Naval Service - flow statistics from the period ending 31 October 2006 to the period ending 31 March 2009 and strength statistics from 1 May 2007 to 1 April 2009 (inclusive)
- Army - flow statistics from the period ending 31 March 2007 to the period ending 31 March 2009 and strength statistics from 1 April 2007 to 1 April 2009 (inclusive)
- Royal Air Force - flow statistics from the period ending 31 March 2007 to the period ending 31 March 2009 and strength statistics from 1 April 2006 to 1 April 2009 (inclusive)

The revised data are considered finalised and are therefore no longer marked provisional. All data published between 1 April 2009 and 31 October 2011, including Financial Year 2011/12, remains provisional. Any DASA reports published prior to 28 September 2011 containing data for the above period(s) **will not match the figures reported in this publication.**

As a result of improvements in the quality of data sourced from JPA and the monthly data validation processes, DASA consider all data from 1 November 2011 to be fit for purpose. Consequently data published from 1 November 2011 onwards are considered finalised and will no longer be marked as provisional.

DASA is continuing its review programme and will publish finalised data for May 2009 - October 2011 for the first time in UK Defence Statistics 2012, which will be available via DASA's website in late 2012. All subsequent Monthly Personnel Reports will contain finalised data only.

Commentary

Surplus / Deficit in trained strength of the UK Armed Forces against the requirement

1. The deficit in the UK Armed Forces trained strength was 4,660 (2.7% of the Requirement for trained UK Armed Forces) at 1 May 2012; compared with 4,830 (2.8% of the Requirement for trained UK Armed Forces) at 1 April 2012 and 2,440 (1.4% of the Requirement for trained UK Armed Forces) at 1 April 2011. (Table 1).

Requirement for UK Armed Forces

2. The requirement for UK Armed Forces was 174,040 at 1 May 2012; down from 174,840 at 1 April 2012, and down from 179,250 at 1 April 2011. (Table 1).

Trained and Untrained Strength of UK Armed Forces

3. The total trained and untrained strength of the UK Armed Forces was 185,550 at 1 May 2012; down from 185,690 at 1 April 2012 and down from 192,290 at 1 April 2011. (Table 2).

Intake into and outflow from the UK Regular Armed Forces (trained and untrained)

4. The intake into the UK Regular Forces was 15,370 in the 12 months to 30 April 2012; up from 14,800 in the 12 months to 31 March 2012 and up from 12,800 in the 12 months to 31 March 2011. (Table 3).
5. The outflow from the UK Regular Forces was 21,450 in the 12 months to 30 April 2012; up from 21,370 in the 12 months to 31 March 2012 and up from 18,150 in the 12 months to 31 March 2011. (Table 3).
6. In the 12 months to 30 April 2012, 1,680 personnel had left the Trained UK Regular Armed Forces under the Armed Forces Redundancy Programme. (Table 3).

7. Excluding all flow to and from Long Term Absentee – in the 12 months ending 30 April 2012, 6,080 more people left the UK Regular Armed Forces than joined. In the 12 months ending 31 March 2012, 6,570 more people left the UK Regular Armed Forces than joined. And in the 12 months ending 31 March 2011, 5,360 more people left the UK Armed Forces than joined. (Table 3).

Voluntary Outflow (VO) from the trained UK Regular Armed Forces

8. The Voluntary Outflow rate for Officers was 3.6% of the trained strength in the 12 months to 30 April 2012; up from 3.5% in the 12 months to 31 March 2012. (Table 4).
9. The Voluntary Outflow rate from the Other Ranks was 4.8% of the trained strength in the 12 months to 30 April 2012; equal to the 12 months to 31 March 2012. (Table 4).

Armed Forces Personnel Statistics via DASA's Build Your Own Table Tool

DASA publishes Armed Forces Personnel data via our Build Your Own Table tool on our website. This allows access to more detailed information than is available in this report.

The tool can be accessed on DASA's website at the link below.

<http://www.dasa.mod.uk/applications/newWeb/www/index.php?page=30>

Data Sources:

Armed Forces statistics prior to March 2006 are compiled from pay records (Naval Service) or personnel records (Army and RAF) held by the Service Personnel and Veterans Agency (SPVA, formerly the Armed Forces Personnel Administration Agency). In March 2006 the transfer of all Service personnel records to the Joint Personnel Administration (JPA) system began. Statistics are compiled from JPA for the RAF from April 2006, for the Naval Service from November 2006 and for the Army from April 2007.

Data Issues – Strengths/Weaknesses (Data Quality):

1. All tables presented in this publication meet the high standards of quality and integrity demanded by the Code of Practice for Official Statistics.
2. Due to ongoing validation of data from the JPA System, all Services' flow statistics from the beginning of financial year 2009/10, and strength statistics from 1 May 2009 are provisional and subject to review.
3. Data on reason for leaving the Army have not been available on JPA since 1 April 2007. This is due to: a) data being poorly entered onto JPA; b) problems processing outflow and c) incomplete Queens Regulations on JPA. These issues are being dealt with by Army Personnel Centre (APC), Service Personnel and Veterans Agency (SPVA) and DASA but further work is required until they are fully resolved. DASA have merged JPA data with a nominal roll from APC of Notices to Terminate as well as DASA (Health Information) statistics on medical discharges and deaths and have provided Voluntary Outflow (VO) for Army Other Ranks for the 12 months to 31 March 2009 onwards. DASA aim to continue to provide these on a monthly basis.
4. Requirements figures from 1 June 2009 to 1 April 2010 are derived by interpolation between the Defence Planning Round 09 (DP09) April 2009 and April 2010 Requirements. The Naval Service liability for April 2010 increased with effect from January 2010, affecting interpolated liabilities from 1 Jan 10. Requirements from 1 May 2010 to 1 April 2011 are interpolated between the April 2010 levels set in DP09 (including the Naval Service increase) and the April 2011 levels set in Defence Planning Round 10. Requirements from 1 May 2011 are interpolated on a monthly basis between April 11 levels set in Defence Planning Round 10, and April 12 levels set in Defence Planning Round 11.

DASA welcome feedback on our statistical products. If you have any comments or questions about this publication or about DASA statistics in general, you can contact us as follows:
Tel 0207 807 8896.

Email DASA-quad-enquiries@mod.uk

Visit our website at www.dasa.mod.uk and complete the feedback form there.

Symbols and Conventions

Symbols

	discontinuity in time series
*	not applicable
..	not available
p	provisional
r	revised
rp	revised but still provisional
e	estimate
-	zero or rounded to zero

Italic figures are used for percentages and other rates, except where otherwise indicated.

Rounding

Where rounding has been used, totals and sub-totals have been rounded separately and so totals may not equal the sums of their rounded parts. When rounding to the nearest 10, numbers ending in "5" have been rounded to the nearest multiple of 20 to prevent systematic bias.

Table 1 - Full time trained strengths and requirements of UK Armed Forces¹

	2009 1 Apr		2010 1 Apr	2011 1 Apr		2012 1 Feb	2012 1 Mar	2012 1 Apr	2012 1 May
All Services									
Requirement ²	178 860		178 750	179 250		175 580	175 210	174 840	174 040
Trained Strength ³	174 170		177 840 ^p	176 810 ^p		172 020	170 910	170 010	169 380
Surplus/Deficit	-4 690		- 910 ^p	-2 440 ^p		-3 550	-4 290	-4 830	-4 660
Naval Service									
Requirement ²	35 760		35 790	35 700		34 950	34 880	34 800	34 440
Trained Strength	35 020		35 500 ^p	35 430 ^p		34 220	34 050	33 290	33 080
Surplus/Deficit	- 740		- 290 ^p	- 270 ^p		- 730	- 830	-1 510	-1 360
Army									
Requirement ²	101 790		102 160	102 210		101 380	101 290	101 210	100 840
Trained Strength ³	99 510		102 200 ^p	101 300 ^p		99 100	98 680	98 600	98 420
Surplus/Deficit	-2 280		40 ^p	- 910 ^p		-2 280	-2 610	-2 610	-2 420
Royal Air Force									
Requirement ²	41 310		40 800	41 340		39 250	39 040	38 830	38 760
Trained Strength	39 640		40 140 ^p	40 090 ^p		38 700	38 180	38 120	37 880
Surplus/Deficit	-1 670		- 660 ^p	-1 250 ^p		- 550	- 860	- 700	- 880

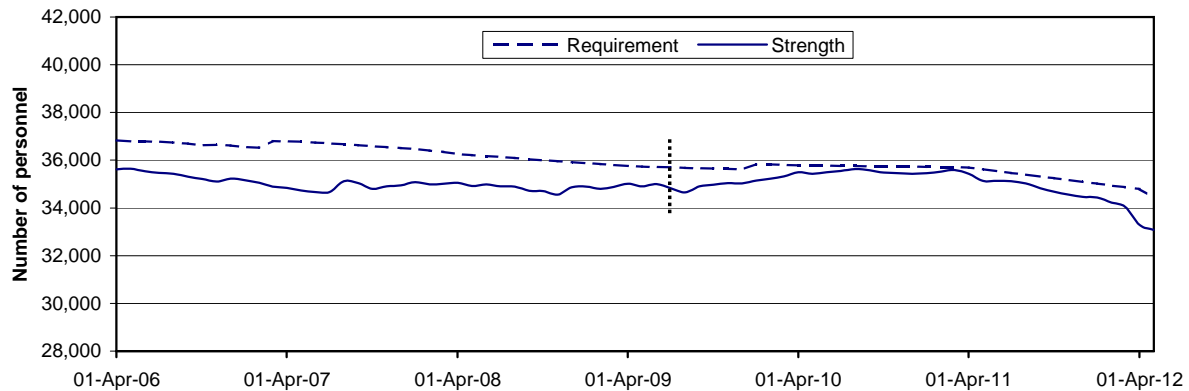
Source: DASA (Quad-Service)

1. Full time trained strength and trained requirement comprises trained UK Regular Forces, trained Gurkhas and from 1 July 2009 onwards elements of the Full Time Reserve Service (FTRS) that may be deployed overseas, including Full Commitment (FC), Limited Commitment (LC), Home Commitment (HC) personnel. Prior to 1 July 2009 figures include some FTRS personnel that were not deployable overseas. Figures do not include mobilised reservists, Long Term Absentees and untrained personnel. See Glossary for more details.
2. Current requirements are based on Defence Planning Round liabilities set for each of the three Services. Requirements are interpolated on a monthly basis between April 12 levels set in Defence Planning Round 11, and April 13 levels set in Defence Planning Round 12.
3. From 1 September 2011, the Army has changed its definition of 'trained Officer' to exclude those who have not yet passed Phase II training. This change brings it into line with the other Services.

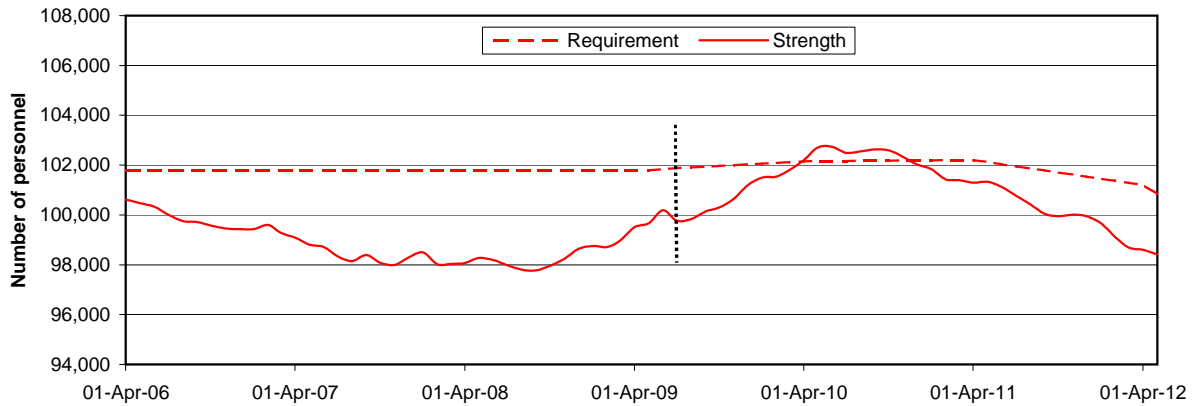
Data from the Joint Personnel Administration System for 2006 to 2009 have been reviewed and finalised, therefore some figures may differ from previous publications. Please see the introduction for more details.

Trained strength and requirement of UK Armed Forces

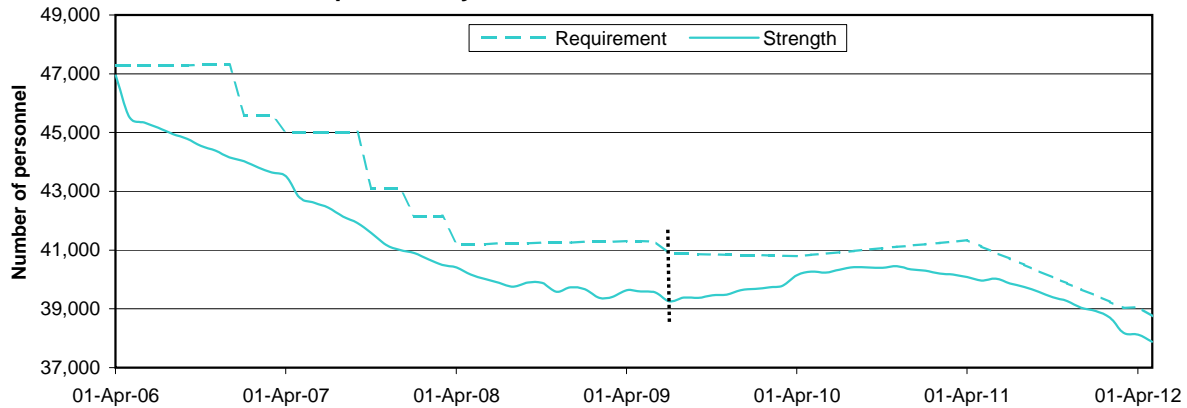
Graph 1.1 - Naval Service officers and other ranks



Graph 1.2 - Army officers and other ranks



Graph 1.3 - Royal Air Force officers and other ranks



Prior to 1 July 2009 strength and requirement figures include some FTRS personnel that were not deployable overseas. This is shown in the graphs as a dotted line representing a break in series. See Glossary for more details.

Tables showing data on the trained strength and requirement from 1 April 2006 to 1 April 2009 are shown in TSP 3 which can be found at www.dasa.mod.uk.

For graphs showing the three services full time trained strength and requirement split by officer/rank, see graphs 1.1-1.9 in the UK Armed Forces Quarterly Manning Report which can be found at www.dasa.mod.uk.

Table 2 - Strength of UK Armed Forces¹ - full time trained and untrained personnel

As at 1 May 2012 the UK Armed Forces comprised 185,550 personnel of which 169,380 were trained and counted against the requirement. There were 14,330 untrained personnel.

	2009 1 Apr	2010 1 Apr	2011 1 Apr	2012 1 Feb	2012 1 Mar	2012 1 Apr	2012 1 May
UK Armed Forces¹	194 550	197 770^P	192 290^P	188 160	186 650	185 690	185 550
Trained and serving against requirement ²	174 170	177 840 ^P	176 810 ^P	172 020	170 910	170 010	169 380
FTRS serving against additional requirement	*	1 320 ^P	1 530 ^P	1 780	1 780	1 810	1 840
Untrained	20 380	18 610 ^P	13 950 ^P	14 360	13 960	13 870	14 330
UK Regular Forces³	188 600	191 660^P	186 360^P	182 210	180 740	179 800	179 650
Trained	168 510	173 260 ^P	172 580 ^P	168 030	166 960	166 110	165 490
Untrained	20 100	18 400 ^P	13 770 ^P	14 180	13 780	13 700	14 160
Naval Service	38 340	38 730^P	37 660^P	36 400	36 340	35 540	35 480
Trained	34 400	35 170 ^P	35 250 ^P	34 120	33 940	33 190	32 980
Untrained	3 940	3 560 ^P	2 410 ^P	2 290	2 400	2 360	2 500
Army	106 700	108 870^P	106 230^P	105 050	104 240	104 250	104 340
Trained ⁴	94 870	97 980 ^P	97 270 ^P	95 210	94 840	94 800	94 640
Untrained ⁴	11 830	10 900 ^P	8 970 ^P	9 840	9 400	9 450	9 700
Royal Air Force	43 560	44 050^P	42 460^P	40 750	40 160	40 000	39 830
Trained	39 240	40 110 ^P	40 070 ^P	38 700	38 180	38 120	37 870
Untrained	4 320	3 940 ^P	2 400 ^P	2 050	1 980	1 880	1 960
Full Time UK Non-Regular Forces⁵	5 950	6 120^P	5 940^P	5 950	5 910	5 890	5 900
Trained	5 660	5 900 ^P	5 760 ^P	5 770	5 740	5 710	5 720
Gurkhas	3 560	3 630 ^P	3 710 ^P	3 710	3 680	3 650	3 630
FTRS serving against the requirement ²	2 100	960 ^P	520 ^P	290	270	260	250
FTRS serving against additional requirement	*	1 320 ^P	1 530 ^P	1 780	1 780	1 810	1 840
Untrained	280	210 ^P	180 ^P	180	180	180	180
Gurkhas	280	210 ^P	180 ^P	180	180	180	180
FTRS ⁶	*	*	*	*	*	*	*

Source: DASA (Quad-Service)

1. UK Armed Forces comprises all UK Regular Forces and full time UK Non-Regular Forces but excludes mobilised reservists.
2. Prior to 1 July 2009 figures include some FTRS personnel that were not deployable overseas. See Glossary for more details.
3. UK Regular Forces comprises trained and untrained personnel. It does not include Gurkhas, Full Time Reserve Service (FTRS) personnel and mobilised reservists.
4. From 1 September 2011, the Army has changed its definition of 'trained Officer' to exclude those who have not yet passed Phase II training. This change brings it into line with the other Services.
5. Full Time UK Non-Regular Forces comprises Gurkhas and Full Time Reserve Service Personnel (FTRS). Mobilised Reservists are not classed as Full Time UK Non-Regular Forces.
6. For a reservist to serve full time they are required to be trained.

Data from the Joint Personnel Administration System for 2006 to 2009 have been reviewed and finalised, therefore some figures may differ from previous publications. Please see the introduction for more details.

For more information on the total strength of the UK Armed Forces, broken down by trained and untrained, and Regular and Non-Regular components see tables 2a, 2b and 2c of the UK Armed Forces Quarterly Manning Report which can be found at www.dasa.mod.uk.

Table 3 - Intake¹ to and Outflow² from UK Regular Forces³ by Service

	Financial Year			12 months ending:				Financial Year to 2012 30 Apr
	2008/09	2009/10	2010/11	2012 31 Jan	2012 29 Feb	2012 31 Mar	2012 30 Apr	
All Services								
Strength at start of period	186 910	188 600	191 660 ^P	187 500 ^P	186 920 ^P	186 360 ^P	185 680 ^P	179 800
Intake (+)	23 190	21 800^P	12 800^P	14 170^P	14 490^P	14 800^P	15 370^P	1 480
LTA Intake (+)⁴	*	1 120 ^P	1 030 ^P	800 ^P	750 ^P	720 ^P	720 ^P	40
Outflow (-)	21 650	18 570^P	18 150^P	19 530^P	20 700^P	21 370^P	21 450^P	1 640
<i>of which Voluntary Outflow⁵</i>	<i>8 900</i>	<i>6 420^P</i>	<i>6 620^P</i>	<i>7 500^P</i>	<i>7 620^P</i>	<i>7 740^P</i>	<i>7 810^P</i>	<i>690</i>
<i>of which Redundancy⁶</i>	-	- ^P	- ^P	90 ^P	1 040 ^P	1 650 ^P	1 680 ^P	30
LTA Outflow (-)⁴	*	1 050 ^P	960 ^P	700 ^P	710 ^P	700 ^P	670 ^P	40
Strength at end of period ⁷	188 600	191 660 ^P	186 360 ^P	182 210	180 740	179 800	179 650	179 650
Naval Service								
Strength at start of period	38 560	38 340	38 730 ^P	38 190 ^P	37 970 ^P	37 660 ^P	37 340 ^P	35 540
Intake (+)	4 240	4 150^P	2 550^P	1 930^P	2 140^P	2 220^P	2 430^P	220
LTA Intake (+)⁴	*	20 ^P	20 ^P	20 ^P	10 ^P	10 ^P	10 ^P	-
Outflow (-)	4 440	3 740^P	3 630^P	3 710^P	3 760^P	4 320^P	4 280^P	280
<i>of which Voluntary Outflow⁵</i>	<i>1 890</i>	<i>1 390^P</i>	<i>1 290^P</i>	<i>1 440^P</i>	<i>1 430^P</i>	<i>1 440^P</i>	<i>1 420^P</i>	<i>140</i>
<i>of which Redundancy⁶</i>	-	- ^P	- ^P	40 ^P	60 ^P	660 ^P	660 ^P	10
LTA Outflow (-)⁴	*	30 ^P	20 ^P	10 ^P	10 ^P	10 ^P	10 ^P	-
Strength at end of period ⁷	38 340	38 730 ^P	37 660 ^P	36 400	36 340	35 540	35 480	35 480
Army								
Strength at start of period	104 980	106 700	108 870 ^P	106 550 ^P	106 340 ^P	106 230 ^P	106 050 ^P	104 250
Intake (+)⁸	14 660	14 180^P	8 820^P	10 880^P	10 960^P	11 190^P	11 480^P	1 110
LTA Intake (+)⁴	*	1 100 ^P	1 010 ^P	780 ^P	740 ^P	710 ^P	710 ^P	40
Outflow (-)	13 080	11 840^P	11 500^P	12 460^P	13 110^P	13 200^P	13 240^P	1 030
<i>of which Voluntary Outflow⁵</i>	<i>5 060</i>	<i>3 960^P</i>	<i>4 260^P</i>	<i>4 790^P</i>	<i>4 880^P</i>	<i>4 980^P</i>	<i>5 020^P</i>	<i>410</i>
<i>of which Redundancy⁶</i>	-	- ^P	- ^P	20 ^P	540 ^P	550 ^P	560 ^P	10
LTA Outflow (-)⁴	*	1 020 ^P	940 ^P	690 ^P	700 ^P	680 ^P	650 ^P	40
Strength at end of period ⁷	106 700	108 870 ^P	106 230 ^P	105 050	104 240	104 250	104 340	104 340
Royal Air Force								
Strength at start of period	43 370	43 560	44 050 ^P	42 750 ^P	42 600 ^P	42 460 ^P	42 300 ^P	40 000
Intake (+)	4 300	3 470^P	1 430^P	1 360^P	1 380^P	1 400^P	1 460^P	150
LTA Intake (+)⁴	*	- ^P	- ^P	- ^P	- ^P	- ^P	- ^P	-
Outflow (-)	4 120	3 000^P	3 020^P	3 350^P	3 830^P	3 850^P	3 930^P	330
<i>of which Voluntary Outflow⁵</i>	<i>1 960</i>	<i>1 070^P</i>	<i>1 070^P</i>	<i>1 270^P</i>	<i>1 300^P</i>	<i>1 320^P</i>	<i>1 360^P</i>	<i>140</i>
<i>of which Redundancy⁶</i>	-	- ^P	- ^P	30 ^P	430 ^P	440 ^P	460 ^P	10
LTA Outflow (-)⁴	*	- ^P	- ^P	- ^P	- ^P	- ^P	- ^P	-
Strength at end of period ⁷	43 560	44 050 ^P	42 460 ^P	40 750	40 160	40 000	39 830	39 830

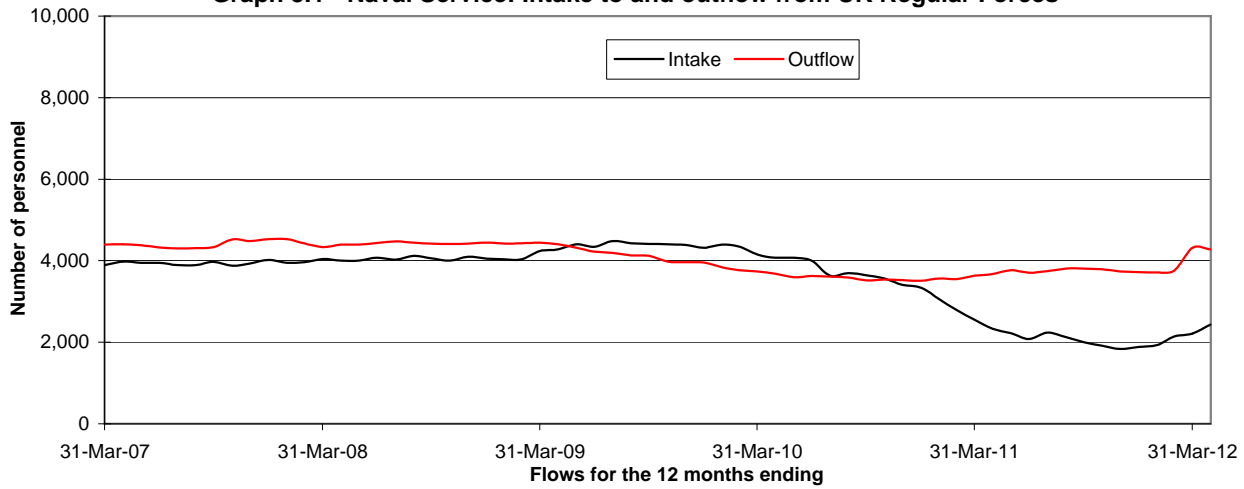
Source: DASA (Quad-Service)

1. Figures show Intake to UK Regular Forces, both trained and untrained, which comprises new entrants, re-entrants, direct trained entrants (including professionally qualified officers) and intake from the reserves. They exclude all movements within the Regular Forces; including flows from untrained to trained strength, transfers between Services and flows from ranks to officer due to promotion.
2. Figures show Outflow from UK Regular Forces, both trained and untrained, including personnel leaving the Services, deaths, recalled reservists on release and outflow to the Home Service battalions of the Royal Irish Regiment (which disbanded on 31 March 2008). They do not include promotion from ranks to officers or flows between Services.
3. UK Regular Forces comprises trained and untrained personnel. It does not include Gurkhas, Full Time Reserve personnel and mobilised reservists.
4. Long Term Absentees (LTAs) are service personnel who have been absent without leave (AWOL) for more than 21 days.
5. Voluntary Outflow is defined as all exits from trained personnel which are voluntarily generated by the individual before the end of their agreed engagement or commission period.
6. Redundancy figures presented will not match those published in the Quaterly Manning Report (QMR) due to the inclusion of both Trained and Untrained Personnel.
7. Strengths at the end of the period may not equal the sum of the strength at the beginning of the period and intervening intake and outflow. This is due to movements between Services.
8. From 1 April 2009 onwards, Army intake figures include transfers from the Gurkhas to the UK Regular Forces.

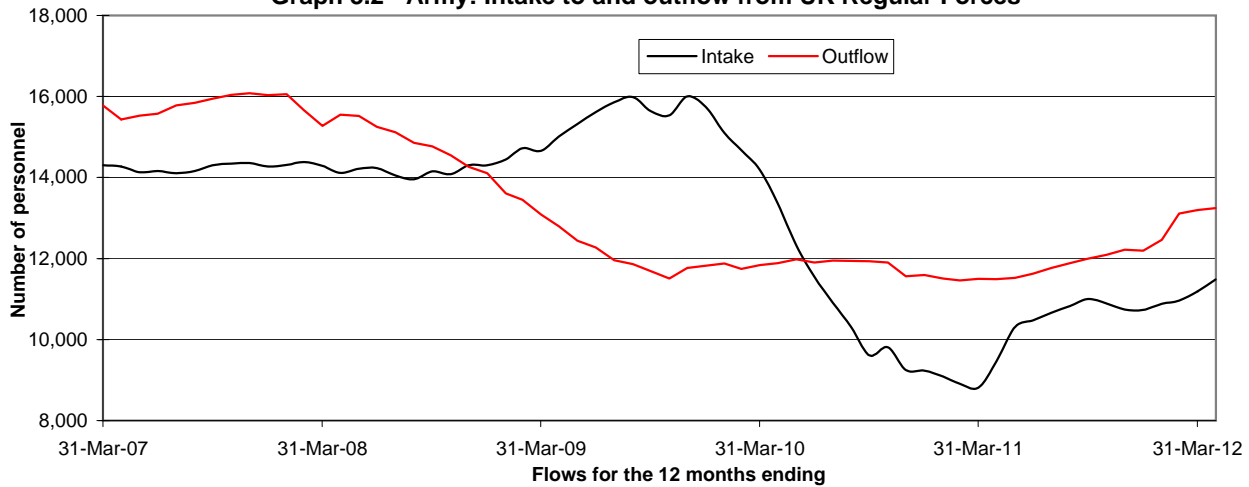
Data from the Joint Personnel Administration System for 2006/07 to 2008/09 have been reviewed and finalised, therefore some figures may differ from previous publications. Please see the introduction for more details.

Intake to and Outflow from UK Regular Forces

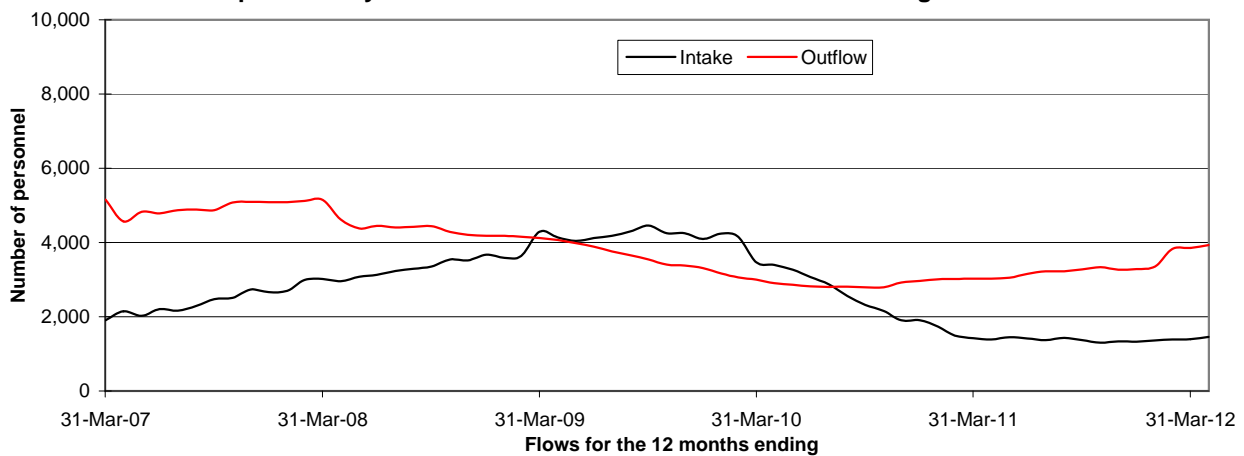
Graph 3.1 - Naval Service: Intake to and outflow from UK Regular Forces



Graph 3.2 - Army: Intake to and outflow from UK Regular Forces



Graph 3.3 - Royal Air Force: Intake to and outflow from UK Regular Forces



Prior to year ending 31 March 2007, Army outflow included the net flow of personnel from the Regular Armed Forces to Long Term Absentee (LTA). Post 31 March 2007 outflow does not include this flow to LTA. See Glossary for more details.

For graphs showing the intake to and outflow from the UK Armed Forces by Service see graphs 4.1 4.2, 4.3, 6.1, 6.2 and 6.3 in the UK Armed Forces Quarterly Manning Report which can be found at www.dasa.mod.uk.

Table 4 - Voluntary Outflow¹ (VO) from trained UK Regular Forces

	Financial Year			12 month period ending			
	2008/09	2009/10	2010/11	2012 31 Jan	2012 29 Feb	2012 31 Mar	2012 30 Apr
All Services							
Officers							
VO number	1 210	830 ^P	840 ^P	950 ^P	970 ^P	1,000 ^P	1,010 ^P
VO rate ²	4.2	2.9 ^P	2.9 ^P	3.3 ^P	3.4 ^P	3.5 ^P	3.6 ^P
Other Ranks							
VO number	7 700	5 600 ^P	5 780 ^P	6 550 ^P	6 650 ^P	6 740 ^P	6 790 ^P
VO rate ²	5.5	4.0 ^P	4.0 ^P	4.6 ^P	4.7 ^P	4.8 ^P	4.8 ^P
Naval Service							
Officers							
VO number	250	220 ^P	180 ^P	190 ^P	200 ^P	200 ^P	210 ^P
VO rate ²	3.9	3.4 ^P	2.8 ^P	2.9 ^P	3.1 ^P	3.1 ^P	3.3 ^P
Other Ranks							
VO number	1 640	1 170 ^P	1 110 ^P	1 250 ^P	1 230 ^P	1 230 ^P	1 220 ^P
VO rate ²	5.9	4.2 ^P	3.9 ^P	4.4 ^P	4.4 ^P	4.4 ^P	4.4 ^P
Army							
Officers							
VO number	720	450 ^P	480 ^P	540 ^P	550 ^P	560 ^P	570 ^P
VO rate ²	5.2	3.2 ^P	3.4 ^P	3.9 ^P	4.0 ^P	4.1 ^P	4.2 ^P
Other Ranks							
VO number	4 340	3 510 ^P	3 780 ^P	4 260 ^P	4 340 ^P	4 420 ^P	4 450 ^P
VO rate ²	5.4	4.3 ^P	4.5 ^P	5.1 ^P	5.3 ^P	5.4 ^P	5.4 ^P
Royal Air Force							
Officers							
VO number	240	160 ^P	180 ^P	220 ^P	230 ^P	230 ^P	240 ^P
VO rate ²	2.9	1.9 ^P	2.1 ^P	2.6 ^P	2.7 ^P	2.8 ^P	2.8 ^P
Other Ranks							
VO number	1 710	910 ^P	900 ^P	1 040 ^P	1 080 ^P	1 090 ^P	1 120 ^P
VO rate ²	5.5	2.9 ^P	2.8 ^P	3.4 ^P	3.5 ^P	3.5 ^P	3.7 ^P

Source: DASA (Quad-Service)

1. Voluntary Outflow is defined as all exits from Trained UK Regular Forces which are voluntarily generated by the individual before the end of their agreed engagement or commission period.

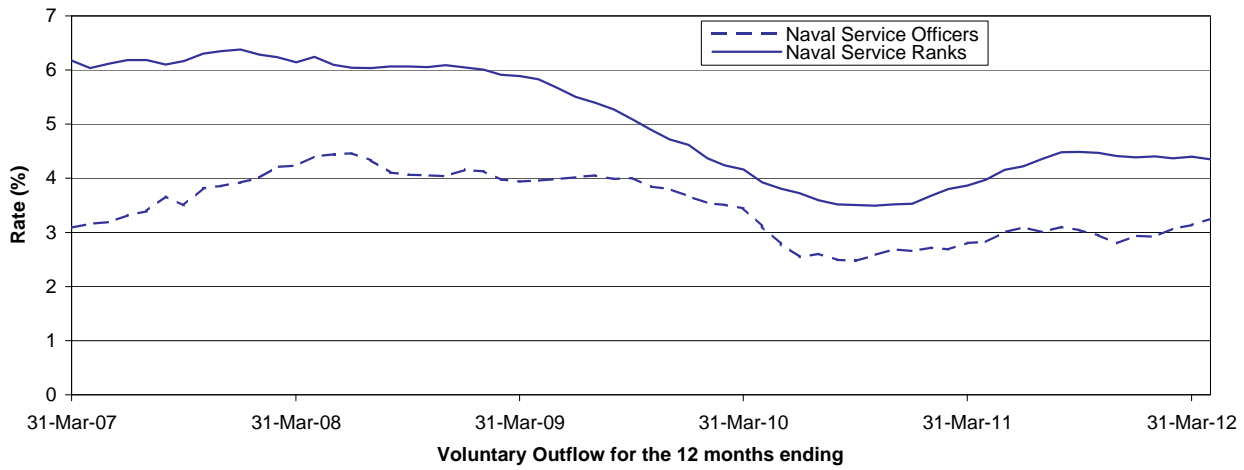
2. VO rate is the percentage of the trained UK Regular Forces that left as VO.

Data from the Joint Personnel Administration System for 2006/07 to 2008/09 have been reviewed and finalised, therefore some figures may differ from previous publications. Please see the introduction for more details.

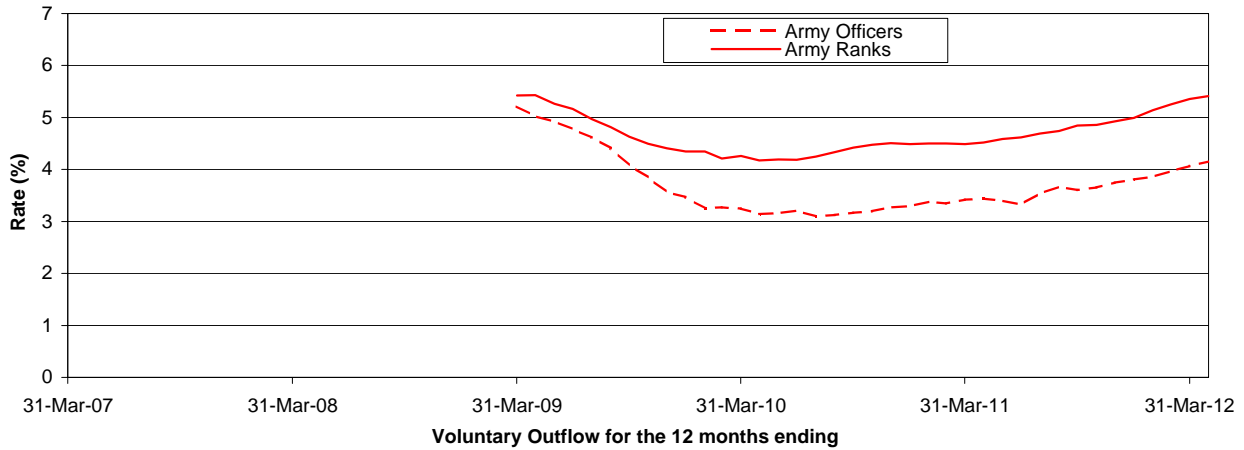
For more information on Voluntary Outflow from UK Regular Forces, see tables 7a and 7b in the UK Armed Forces Quarterly Manning Report which can be found at www.dasa.mod.uk.

Voluntary Outflow (VO) from UK Regular Forces

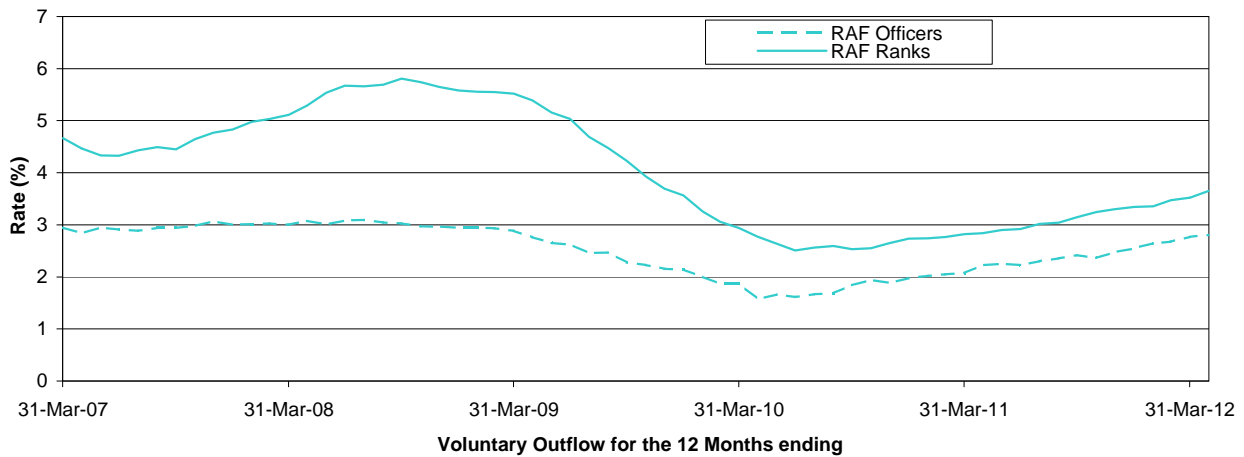
Graph 4.1: Naval Service VO rate as a percentage of average trained strength



Graph 4.2: Army VO rate¹ as a percentage of average trained strength



Graph 4.3: Royal Air Force VO rate as a percentage of average trained strength



1. Army reasons for exit, including VO, are unavailable from the 12 month period ending 31 March 2007 to the 12 month period ending 31 December 2008.

Tables showing data on Voluntary Outflow from 12 months ending 31 March 2006 to 31 March 2007 are shown in TSP 4 tables 12 and 13 which can be found at www.dasa.mod.uk.

Glossary

FTRS (Full-Time Reserve Service) are personnel who fill Service posts for a set period on a full-time basis while being a member of one of the reserve Services, either as an ex-regular or as a volunteer. An FTRS reservist on:

- **Full Commitment (FC)** fulfils the same range of duties and deployment liability as a Regular Service person;
- **Limited Commitment (LC)** serves at one location but can be detached for up to 35 days a year;
- **Home Commitment (HC)** is employed at one location and cannot be detached elsewhere.

Each Service uses FTRS personnel differently:

The Naval Service predominantly uses FTRS to backfill gapped regular posts. However, they do have a small number of FTRS personnel that are not deployable for operations overseas. There is no distinction made in terms of fulfilling baseline Liability posts between FTRS Full Commitment (FC), Limited Commitment (LC) and Home Commitment (HC).

The Army employ FTRS(FC) and FTRS(LC) to fill Regular Army Liability (RAL) posts as a substitute for Regular personnel for set periods of time. FTRS(HC) personnel cannot be deployed to operations and are not counted against RAL.

The RAF consider that FTRS(FC) can fill regular RAF Liability posts but have identified separate liabilities for FTRS(LC) and FTRS(HC).

Gurkhas are recruited and employed in the British and Indian Armies under the terms of the 1947 Tri-Partite Agreement (TPA) on a broadly comparable basis. They remain Nepalese citizens but in all other respects are full members of HM Forces. Since 2008, Gurkhas are entitled to join the UK Regular Forces after 5 years of service and apply for British citizenship.

Intake to UK Regular Forces (as defined in table 3) comprises new entrants, re-entrants, direct trained entrants (including professionally qualified officers) and intake from the reserves. It excludes all movements within the Regular Forces; including flows from the untrained to trained strength, transfers between Services and flows from ranks to officer due to promotion.

Joint Personnel Administration JPA is the system used by the Armed Forces to deal with matters of pay, leave and other personal administrative tasks. JPA replaced a number of single-service IT systems and was implemented in April 2006 for RAF, November 2006 for Naval Service and April 2007 for Army.

Liability is the requirement for Armed Forces personnel. The Monthly Manning Report presents the "Regular Liability" in Table 1.

Long Term Absentees (LTAs) are service personnel who have been Absent without leave (AWOL) for more than 21 days.

Mobilised Reservists are reserves who have been called into full-time service with the Regular Forces on military operations.

Naval Service comprises the Royal Navy (including the Queen Alexandra's Royal Naval Nursing Service) and the Royal Marines combined.

Operational Commitment Establishment (Reserve) (OCE(R)) FTRS(FC) personnel that are deployed to operations can be moved into OCE(R) posts. While they are filling OCE(R) positions, FTRS(FC) personnel are not counted against Regular Army Liability. These are

reported in Table 2 as *FTRS personnel serving against an additional requirement* along with non-deployable FTRS as defined above.

Outflow from UK Regular Forces includes personnel leaving the Services, deaths, recalled reservists on release and outflow to the Home Service battalions of the Royal Irish Regiment (which disbanded on 31 March 2008). They do not include promotion from ranks to officers or flows between Services.

Prior to year ending 31 March 2009, Army outflow included the net flow of personnel from the Regular Armed Forces to Long Term Absentee (LTA). Post year ending 31 March 2009 outflow does not include this flow to LTA.

Trained Strength comprises military personnel who have completed Phase 1 and 2 training.

- **Phase 1** Training includes all new entry training to provide basic military skills.
- **Phase 2** Training includes initial individual specialisation, sub-specialisation and technical training following Phase 1 training prior to joining the trained strength.

UK Regulars are full time Service personnel, including Nursing Services, but excluding FTRS personnel, Gurkhas, Naval activated Reservists, mobilised Reservists, MPGS and NRPS. Unless otherwise stated, includes trained and untrained personnel.

Untrained strength comprises military personnel who have yet to complete Phase 2 training.

Voluntary Outflow is defined as all exits from trained personnel which are voluntarily generated by the individual before the end of their agreed engagement or commission period.