

The Economic and Social Research Council
Annual Report and Accounts for 2009 | 2010

SOCIAL SCIENCE EXCELLENCE WITH IMPACT



THE ECONOMIC AND SOCIAL RESEARCH COUNCIL
ANNUAL REPORT AND ACCOUNTS
FOR 2009 | 2010

Presented to Parliament pursuant to Schedule 1 of the Science and Technology Act 1965.

Ordered by the House of Commons to be printed on 9 December 2010.

©2010 The Economic and Social Research Council. All rights reserved.
No part of this publication may be reproduced, stored in retrieval systems
or resold without the prior consent of the ESRC.
ISBN: 978-0-10-296637-4

Printed in the UK for The Stationery Office Limited on behalf of the Controller
of Her Majesty's Stationery Office
ID P002368702 07/10

Printed on Paper containing 75% recycled fibre content minimum.

CONTENTS

Management Commentary

Foreword by Chair	4
Statement by Chief Executive	5
Highlighting Social Sciences	7
Maximising Impact	14
Impact Through World-Class Social Science Research	15
Impact Through Skilled People	18
Impact Through World-Class Infrastructure	21
Impact Through International Leadership	23
Impact Through Partnerships	26
Vital Statistics	31
Financial and Other Information	75

Accounts

Statement of Council's and Chief Executive's Responsibilities	84
Statement on Internal Control	84
The Certificate and Report of the Comptroller and Auditor General to the Houses of Parliament	90
Operating Cost Statement for the year ended 31 March 2010	92
Statement of Financial Position for the year ended 31 March 2010	93
Statement of Cash Flows for the year ended 31 March 2010	94
Statement of Changes to Taxpayers' Equity for the year ended 31 March 2010	95
Notes to the Accounts	96

FOREWORD BY CHAIR

This first year as Chair of the ESRC has confirmed my impression of a research council firmly committed to promoting and supporting social science excellence. The true capabilities of an organisation only become apparent when circumstances change and new pressures arise. In a year of increased financial uncertainties the ESRC has done a remarkable job.



Supporting the academic community in generating research excellence to the benefit of us all is the core mission of the ESRC. International benchmarking assessments have showed that UK social science is second only to the United States in terms of research quality and impact, and leads the world in some areas.

Social science plays a vital role in providing research evidence across many sectors of our society. The growing demand for this evidence is reflected in the ESRC's large research portfolio, which increasingly includes collaborative initiatives encompassing different disciplines, research councils, and, indeed, countries – a reminder that major challenges in society today transcend traditional boundaries. Current issues such as the recession, climate change and security risks highlight the importance of world-class social science research in providing crucial evidence to inform policy and practice.

Beyond fostering research excellence, we also wish to encourage research which impacts society. There is a wealth of research already generated to address a number of issues,

but policymakers and stakeholders need to know what is out there – the hard evidence which supports or discourages new policies or schemes. In order to increase the utilisation of research, Research Councils UK has introduced 'Pathways to Impact', where grant applicants are required to outline how their research can make an impact over time. The ESRC Strategic Plan 2009-2014 emphasises how creating and supporting impact is at the heart of the council's strategy across all areas of activity.

I would like to use this opportunity to welcome Professor John Beath and Mr Paul Grice as new members of the ESRC Council, as well as thanking retiring council members Professor Alan Alexander and Professor Carol Propper for their invaluable contributions – both in the Council and as Chairs of the Audit Committee and Research Grants Board, respectively.

On behalf of Council and all of our stakeholders, I would like to thank the outgoing Chief Executive, Professor Ian Diamond, for his invaluable seven-year leadership and contribution to the ESRC. Strong and effective management is crucial, particularly in challenging times, and we have been fortunate in having a Chief Executive with both the vision and the skills to provide first rate leadership. He has been an energetic and effective advocate for social science, uncompromising in his belief in research, excellence, independence and equity. These are the qualities that characterise the ESRC. Ian's drive and dedication has also benefited RCUK, where he has chaired the Executive Group for over four years. From all of us, warmest thanks for your contribution to the ESRC and good wishes for the years ahead as Principal and Vice Chancellor of the University of Aberdeen.

This report outlines how the ESRC has met its objectives over the last year. The scope of activities is impressive, and amply demonstrates how social science research delivers a tangible and lasting impact on society. While the financial situation is unlikely to improve over the next year, I believe the case for robust support of the economic and social sciences continues to be compelling.

Dr Alan Gillespie
Chair, ESRC

STATEMENT BY CHIEF EXECUTIVE

The challenges in the current financial climate are formidable, but I am pleased to report that the ESRC this year yet again has performed extremely well. Despite financial restraints and budgetary uncertainty, the organisation has met its commitment to ensure funding and training across the whole of social sciences, as well as launching new strategic initiatives and collaborations.



The provision of funding and training necessitates a long-term perspective to fulfil our strategic priorities. In 2009 we published our Strategic Plan 2009-2014, outlining our key challenges, current achievements and future goals.

An integral part of our strategic priorities is to expand on our collaborative partnerships with research funders and users, including other research councils, central and local government, businesses and third sector organisations. These collaborative initiatives expand our funding of world-class social sciences, allow us to benefit from a larger funding base, maximise research impact and develop innovative approaches to research. An example of our commitment in this area is the RCUK Global Uncertainties programme, where we are the lead research council. The programme is examining issues such as crime, terrorism, ideologies, arms proliferation and cybersecurity – research areas where the social, physical and natural sciences can work together on solutions across traditional disciplines.

Research excellence is and remains the primary criterion for our funding. In addition, we continue to maximise the impact of ESRC-funded research, whether in academic, economic or societal areas. This is now being embedded into the grant process from application through to final reporting.

An important part of gaining recognition and impact is to communicate research findings and impacts to the public. The report *Recession Britain* published last autumn highlighted how the recession impacts on jobs, businesses and daily lives, drawing on economic and social research evidence. ESRC-funded research formed part of the evidence base for the UN Climate Change Conference in Copenhagen, and featured in a dedicated environment section of our website. Our annual Festival of Social Science is steadily increasing in scale and number of events. Our regular publications have also proved popular and show a clear interest amongst the general public in social science issues.

The ESRC is playing a key strategic role in the training of UK social scientists. We have this year developed a new postgraduate training framework, consisting of a network of Doctoral Training Centres and Doctoral Training Units to be introduced from 2011.

Internationally we have continued and expanded our collaborations with other research-funding bodies, both in Europe and further afield. Activities include participating in the new 'Open Research Area' with funding agencies in France, Germany and the Netherlands, co-ordinating peer review and selection processes. We are continuing our joint scheme with the Department for International Development on Poverty Alleviation. Our knowledge and expertise was

also sought by the Abu Dhabi government for the establishment of the Abu Dhabi Economics Research Agency, where the ESRC provided advice and support.

World-class longitudinal research remains a priority area for funding, particularly initiatives such as the Understanding Society programme and the new Birth Cohort Facility, due to start in 2012. The data gathered through these and other initiatives will provide invaluable evidence for trend analysis and future policymakers.

As part of our drive to ensure optimal efficiency we have carried out a review and revision of our board and committee structure. In grants assessment we are implementing a new panel system as well as a Peer Review College to assess proposals. Cost efficiency is also a priority across all research councils, with ESRC being one of the first councils to transfer administrative functions to the RCUK Shared Services Centre.

Stepping down as Chief Executive of the ESRC, I wish to convey my gratitude and appreciation for all the dedication and enthusiasm I have witnessed from the ESRC staff, council and board members over these seven years. I am convinced that this focus and drive will guide the ESRC through the hard times – to emerge even stronger and even more resilient.

Professor Ian Diamond FBR AcSS
Chief Executive, ESRC

Note: The ESRC Annual Report and Accounts for 2009/10 were formally approved by Professor Paul Boyle, who became Chief Executive of the ESRC on 1 September 2010.

MANAGEMENT COMMENTARY

Highlighting Social Sciences

Maximising Impact

Impact through World-Class Social Science Research

Impact through Skilled People

Impact through World-Class Infrastructure

Impact through International Leadership

Impact through Partnerships

8

STRATEGIC PLAN

Setting out social science achievements for the next five years

9

ABU DHABI ECONOMIC RESEARCH

The ESRC signs agreement to support new Abu Dhabi Economics Research Agency

13

FRAMEWORK FOR RESEARCH ETHICS (FRE)

Wide-ranging consultations with key stakeholders for good practice and high ethical standards in research



HIGHLIGHTING SOCIAL SCIENCES

Key highlights of the year

Making the case for social sciences

At a Whitehall event in February 2010 the Academy of Social Sciences (AcSS) and the ESRC launched the publication *Making the case for the social sciences: wellbeing*, which gives examples of social science in action. The first in a series of booklets from the AcSS, it includes a number of case stories demonstrating how evidence-based research can be translated into policies that will improve everyone's wellbeing – from crime prevention, education and re-employment to healthy diets and the wellbeing of children.

www.esrcsocietytoday.ac.uk/ESRCInfoCentre/PO/releases/2010/february/case.aspx



New training framework for postgraduates

A new Postgraduate Training Framework was announced in 2009, to be introduced from 2011 onwards. The new framework will move the ESRC away from a system of recognised training outlets and individual courses, and instead create a national network of institutional- or consortia-level Doctoral Training Centres and Doctoral Training Units. The primary purpose of the new framework is to further enhance provision for postgraduate training in the UK by building upon the strengths that already exist across the social science research base.

Studying global uncertainties

Global security issues are addressed in the RCUK research programme Global Uncertainties: Security for all in a Changing World, launched in 2008 with the ESRC as the lead research council. The programme aims to help governments, businesses and societies understand the complex nature of security threats by fostering collaboration between researchers and policymakers. Terrorism, crime, ideology, cybersecurity and weapons proliferation are among the research areas targeted in the programme.

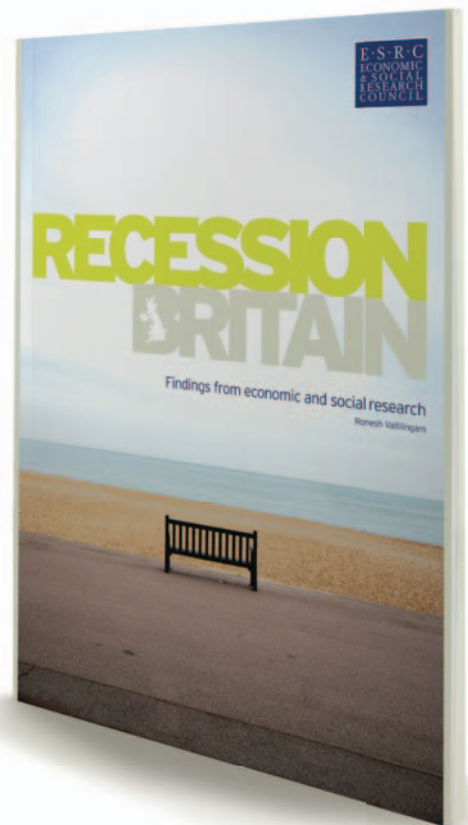
www.globaluncertainties.org.uk

Awarding communication skills

Dr Ann Le Mare was announced as the winner of the 2010 Michael Young Prize, an annual award which aims to support new scientists in disseminating their research findings more widely. Dr Le Mare's project explored the impact of Fair Trade Handicraft on women in Bangladesh, demonstrating that it facilitates rural-urban links, supports economic strategies for the poor and leads to the development of social networks.

For the second year the Michael Young Prize was announced in conjunction with the Neville Butler Memorial Prize which aims to celebrate new researchers whose work comprises longitudinal research that contributes to knowledge in a significant way, but also has evident social value and public relevance. The joint winners were announced as Dr Mayada Elsabbagh for her research on the British Autism Study of Infant Siblings, and Dr Luna Muñoz for her research on Parenting and Youth Conduct Problems and Delinquency: Reciprocal Effects and Moderation by Callous-Unemotional Traits.

www.esrcsocietytoday.ac.uk/ESRCInfoCentre/PO/Young/MYP_Pastwinners.aspx



Recession Britain

The ESRC published the report *Recession Britain*, presenting what the research evidence can tell us about the financial crisis and recession. The research findings drew from the three recessions that Britain has experienced most recently – in the mid-1970s, the early 1980s and the early 1990s – as well as recessions elsewhere in the world, and the global recessionary period to which current times have often been compared, the 1930s. *Recession Britain* brought together world-class economic and social research to examine the challenges we face in preparing for recovery of the global market and building a stronger, more sustainable UK economy for the future.

www.esrcsocietytoday.ac.uk/ESRCInfoCentre/about/CI/CP/Our_Society_Today/economists/RecessionBritainPublication.aspx

HIGHLIGHTING SOCIAL SCIENCES

Key highlights of the year

New Years Honours

Professor Robert George Burgess, Vice-Chancellor of the University of Leicester; former ESRC Council member and Chair of the Postgraduate Training Board, was awarded a Knights Bachelor for services to higher education in the New Years Honours 2010. Recent Council members Professor Alan Alexander, University of Strathclyde, and Professor Fiona Devine, University of Manchester, were awarded OBEs for services to social sciences. Professor Tony O'Riordan, University of East Anglia, and Honorary Research Fellow at the ESRC Centre for Social and Economic Research on the Global Environment, received an OBE for services to sustainable development. Former Council member Ms Helen Dent, Professor Christopher John Skinner and Professor Carol Dezateux were all awarded the CBE.



The Sussex Energy Group, based at the Science Policy Research Unit, University of Sussex, won the prestigious 2009 Green Gown Award for research. The Green Gown Awards recognise exceptional initiatives being taken by UK universities and colleges to become more sustainable. The group won for their research on deployment of low-carbon technologies in developing countries, as part of a global plan of action on climate change.

www.eauc.org.uk/2009_green_gown_awards

Measuring ethnic diversity

The Centre for Market and Public Organisation has launched a new resource website providing public access to information on ethnic segregation in schools. Measuring segregation is complex, and the website aims to provide policymakers and researchers with timely information to monitor and understand this issue. The launch was covered by local and national media, and the website attracted 1,900 unique visitors in the launch week and has averaged about 200 a week since.

www.measuringdiversity.org.uk



Strategic Plan

DELIVERING IMPACT THROUGH SOCIAL SCIENCE

The ESRC's Strategic Plan 2009-2014 sets out the Council's prospectus for what social science should achieve over the next five years. It identifies seven areas of strategic challenge for economic and social research, building on existing research, consolidating knowledge, and recognising emerging key areas. The priorities support the Government's Ten Year Framework for Science and Innovation, enabling the UK to continue to provide world-class independent social science affecting the economy and wellbeing in the UK and beyond.

www.esrcsocietytoday.ac.uk/strategicplan

'Climate change and you' website

In partnership with the *Guardian* the ESRC created an interactive website highlighting climate change-related issues in the period leading up to the Climate Change Conference in Copenhagen, December 2009. It included podcasts from ESRC-funded researchers exploring how we can 'pay the climate change bill', the opportunity to respond to the researchers, an interactive carbon emission mythbuster, and environment research case studies. Some of the content can be found at:

www.esrcsocietytoday.ac.uk/ESRCInfoCentre/strategicplan/challenges/infocus_environment

World Economy and Finance Research Programme

The World Economy and Finance Research Programme came to an end on 31 January 2010. It began on 1 March 2004 and during its lifespan 26 groups of researchers have investigated the inter-relationships between economic activity and finance. The final conference, Picking up the Pieces: Challenges for Policy and Theory in the Years Ahead, held on 28 January 2010, explored how financial markets can be reshaped and public finances recover after the financial crisis. A final programme report presented the main findings.

www.worldeconomyandfinance.org

Public Services Programme

The programme has completed its five-year lifespan, in which 47 projects were funded throughout the UK and beyond, and over 100 meetings and workshops held. The final conference – Public Services in the 2010s: Prosperity, Austerity and Recovery – was held in December 2009 in London. The event drew on the findings from the research, and explored how this knowledge can be applied to the challenges of managing public service performance in the 2010s. Keynote contributions were given by Cabinet Secretary Sir Gus O'Donnell and Martin Weale, Director of the National Institute of Economic and Social Research.

www.publicservices.ac.uk

New Chair of the ESRC

Dr Alan Gillespie CBE has been appointed the new Chair of the ESRC, succeeding Lord Adair Turner. Dr Gillespie said at the announcement: "This is a critical time to become involved with the ESRC. The cost of recession, both in financial and human terms, is huge. The UK social science research community must ask and answer the profound questions which can influence future policy in the public, private and voluntary sectors. I look forward to working with the Council and management at the ESRC in setting the agenda for policy-relevant research over the coming years."

www.esrcsocietytoday.ac.uk/ESRCInfoCentre/about/what_to_do/OurOrganisationandstructure/ChairChiefExecutiveanddirectors/chair.aspx



Supporting Abu Dhabi economic research

The Abu Dhabi government has signed an agreement with the ESRC to support the new Abu Dhabi Economics Research Agency (ADERA), forming a link between the research communities of both countries. The ESRC has also advised and assisted in the development of ADERA's strategy, research schemes and procedures. ADERA-funded research will generate a substantial increase in understanding the development of Gulf Co-operation Council economies, which will support the implementation of effective policy to promote growth, particularly as Gulf economies diversify away from dependence on oil revenue.

www.esrcsocietytoday.ac.uk/ESRCInfoCentre/PO/releases/2009/december/adera.aspx

Major economics prize to CEP Centre Director

Professor John Van Reenen, Director of the ESRC Centre for Economic Performance at the London School of Economics, was awarded the Yrjö Jahnsson Award in Economics for 2009 – Europe's most prestigious prize for economic researchers. The award is given every two years, in co-operation with the European Economic Association, to a European economist under the age of 45 who has made a significant contribution in theoretical and applied research to economics in Europe. Professor Van Reenen received it for his analysis of technological innovation and its link with economic growth and labour market phenomena.

www.yjs.fi/index_eng.cfm?rID=2&lgID=2&tID=33

HIGHLIGHTING SOCIAL SCIENCES

Key highlights of the year

Festival of Social Science

The 2010 Festival of Social Science was more popular and exciting than ever with over 130 events happening in over 40 UK cities in seven regions. The festival provided an insight into some of the country's leading social science research and how it influences our social, economic and political lives both now and in the future. Events were aimed at a range of different audiences, including policymakers, business, the media, the general public and students of all ages.

www.esrcsocietytoday.ac.uk/festival



Academic Birthday Honours

Professor David Hendry, Professor of Economics and Fellow of Nuffield College and ESRC award holder; University of Oxford, has been awarded a knighthood for services to social science in the Queen's Birthday Honours List 2009. Professor Katharine Sykes, Professor of Sciences and Society, University of Bristol, has been awarded an OBE for services to science and technology.

Administrative Data Liaison Service

The Administrative Data Liaison Service (ADLS) was publicly launched in October 2009 as part of the ESRC's commitment to improving data resources in the UK. The service aims to become a focal centre for knowledge and development of administrative data resources for social science research.

The ADLS will help researchers use administrative data by raising awareness of their availability and suitability for research, and provide a clear ethical and legal framework in which researchers can work confidently. The service will also work in tandem with government departments and agencies to promote, develop and improve access to and use of administrative data.

www.adls.ac.uk

Training and development for researchers

In the fourth round of the Researcher Development Initiative (RDI) the ESRC has commissioned 13 research training projects. The initiative supports the development of social scientists at all career stages and is central to the ESRC strategy for promoting the development of our national infrastructure for advanced and specialist research training. Together, the new projects address priority training and development needs of the social science community where there is a clear shortage of existing provision. Activities range from workshops, training schools and conferences, through mutual support networks, to developing face-to-face training packages and e-learning materials.

www.rdi.ac.uk/projects/round4

Bringing students into business research

The new Management and Business Development Fellowship scheme, launched this year, is tackling the growing problem of recruitment and retention of management and business researchers. In the UK, approximately 450 academics are recruited into business schools annually, but it's not enough to keep pace with increasing student demand for business education. The scheme aims to bring external expertise into the Management and Business Studies discipline, using nearly £2 million of funding in partnership with the British Academy of Management and the Society for the Advancement of Management.

www.esrc.ac.uk/ESRCInfoCentre/PO/releases/2009/april/mbdfs.aspx



Pictures of health

Youth homelessness and eating disorders were two themes of short films made by young people shown at an event during the Festival of Social Science. This project was part of the work of the Centre for the Development and Evaluation of Complex Interventions for Public Health Improvement (DECIPHer), one of five UK Clinical Research



Collaboration centres focusing on public health research. Located across Cardiff, Bristol and Swansea universities, DECIPHer aims to produce research affecting sustainable changes to young people's health and has established an advisory group of young people to involve them in the research itself.

www.decipher.uk.net

Religion or belief

The Arts and Humanities Research Council/ESRC Religion and Society Programme was commissioned to write a major report for the Equality and Human Rights Commission which was published early this year. The report, *Religion or belief; Identifying issues and priorities*, builds on a series of Religion and Society seminars, bringing together experts in order to identify issues and priorities.

www.religionandsociety.org.uk

Rethinking jihad

A three-day international conference, ReThinking Jihad: Ideas, Politics and Conflict in the Arab World, was held in September 2009 by the Centre for the Advanced Study of the Arab World. It engaged critically with the stereotypes of jihad as a byword for fanaticism and Islam's hostility towards the West, showing how jihad had multiple resonances and shifting meanings over time and place. Delegates came from academic institutions, governments, police, military, NGOs and the private sector, as well as Islamist activists and former terrorists who have subsequently renounced violence.

www.casaw.ed.ac.uk

Countdown to Copenhagen

Climate change was on the agenda when the Countdown to Copenhagen debate, hosted by the Centre for Climate Change Economics and Policy, was held on 13 November 2009. Among the panel members debating were John Prescott MP and Hilary Benn MP. The event gave members of the public the opportunity to put their questions to some of the key players in UK and European politics, and campaigning and climate science, and to hear the panel's views on what kind of global deal needed to be reached in Copenhagen. The debate can be viewed online at:

lutube.leeds.ac.uk/avsmas/videos/2389

Knowledge Transfer Partnership awards

A partnership between the University of Manchester and Bradford and Airedale Teaching Primary Care Trust won the ESRC-sponsored award for the Best Application of Social or Management Science at the 2010 Knowledge Transfer Partnership (KTP) awards. The KTP partnership resulted in cost savings of over £350,000 for the Trust and significantly improved access to healthcare for local residents, ensuring that all patient, staff and non-patient transport is appropriate and cost-effective. The project is predicted to deliver direct savings worth over £1 million within three years.

www.ktponline.org.uk/awards-2010/ScienceAward.aspx

HIGHLIGHTING SOCIAL SCIENCES

Key highlights of the year



Environmental regulation and justice

Law and Your Environment, a website developed by the Centre for Business Relationships, Accountability, Sustainability and Society, was launched in June 2009 as part of a joint project with the UK Environmental Law Association. The website provides a 'one-stop' solution for citizens, companies and third sector organisations needing plain English legal information on environmental issues such as planning applications and pollution incidents, through to tackling climate change.

www.environmentallaw.org.uk

Low investment in R&D

The UK Innovation Research Centre (UK-IRC) has provided a new and ground-breaking analysis of the economic contribution of UK intangibles and research funding to economic development, contributing to the development of the NESTA Innovation Index. The research demonstrated that investments in research and development account for only a small share (nine per cent) of total investments in knowledge creation.

www.ukirc.ac.uk

Quantitative Methods Initiative

New activities within the Quantitative Methods Initiative are planned for 2010-2013 to increase quantitative research methods skills among social science researchers. These will include collaboration with schools and the Nuffield Foundation, supporting curriculum innovation in the teaching of quantitative methods, the setting up of a lobbying body for social science QM and a post-school qualification by 2013. The second phase of the Quantitative Methods Initiative will help to ensure a continued supply of undergraduates with core quantitative methods skills, and embed quantitative methods more effectively in university courses.

www.esrcsocietytoday.ac.uk/ESRCInfoCentre/research/resources/quantitativemethods.aspx

Minorities hit by recession



Those hardest hit by increasing unemployment during the recession will be ethnic minority groups, young adults and those with poor educational qualifications, according to Professor Richard Berthoud from the ESRC Research Centre on Micro-Social Change. He has examined earlier UK recessions to predict the impact of

the current downturn and who will be most affected by it, and says that with the overall unemployment rate already having doubled things are likely to get worse before they get better:

www.iser.essex.ac.uk/research/misoc

WISERD developing research

The Wales Institute of Social and Economic Research, Data and Methods (WISERD) was established in October 2009 with funding from the ESRC and the Higher Education Funding Council for Wales. The institute brings together researchers from the Universities of Aberystwyth, Bangor, Cardiff, Glamorgan and Swansea. As well as an ambitious research programme which includes primary research, data analysis, archiving and training, WISERD aims to build and develop research capacity across the higher education sector in Wales. During 2009 the institute has successfully developed cross-disciplinary research teams across the five partner institutions.

www.wiserd.ac.uk

Unfair carbon labelling

Carbon labelling could unfairly disadvantage economies in the developing world and mislead consumers, according to research carried out by the Rural Economy and Land Use Programme. Researchers at the universities of Bangor and Surrey found that 'carbon footprints' on food labels often discriminate in the ways they gather information. For example, information on greenhouse gas emissions caused by forest clearing in developing countries does not directly compare with European products, where often the land has been cleared long ago and will not register on the labelling. The researchers emphasise that more accurate databases are needed to ensure that the figures used are fair and publicly available.

www.relu.ac.uk



Non-discrimination clause policies

Following the energy regulator's proposal to introduce non-discrimination clauses into the licences of electricity retailers, the Centre for Competition Policy (CCP) conducted research on the effect of such clauses with the analysis showing it to be detrimental. CCP provided responses to the regulator's three consultations, influenced the implementation of the proposal, and played an important part in a high-profile debate about the role of competition, equity concerns and the regulators.

www.uea.ac.uk/ccp

Supporting health work in Russia



A groundbreaking knowledge-exchange partnership between the Centre for East European Language-Based Area Studies and the BEARR Trust – an important and long-standing charity that supports work on health and social welfare in Russia – has led to significantly increased profile and attendance for BEARR events. Strategically important achievements of the partnership have been identified, including the successful combination and consolidation of the programmes on Poverty in Russia run by Age Concern/Help the Aged and Oxfam as well as other fruitful partnerships and projects between charities active in the region.

www.ceelbas.ac.uk

www.bearr.org

Award shortlisting for skills research

Two researchers from the Centre on Skills, Knowledge and Organisational Performance Research (SKOPE) have been shortlisted for the SAGE Prize for Innovation and Excellence, for their work on skills in the labour market. A paper by Senior Research Fellow Caroline Lloyd and Research Fellow Jonathan Payne explores the changing meaning of 'skills'. Lloyd and Payne question the use of new skill concepts and argue that there is a real danger of losing track of what constitutes 'skilled work' in a modern economy.

www.skope.ox.ac.uk

Framework for Research Ethics

In early 2009 a consultation for the Framework for Research Ethics (FRE) for social science research was formally undertaken. This consultation received over 100 comments from academics, ESRC Board and Committee members, universities, learned societies and stakeholder groups. A small review panel chaired by Professor Ann Buchanan considered the responses from the research ethics consultation and took into account new legislation introduced since 2006.

www.esrcsocietytoday.ac.uk/ESRCInfoCentre/opportunities/research_ethics_framework

MAXIMISING IMPACT

The social sciences are essential to developing the international competitiveness of UK business and the wellbeing of citizens in the UK and beyond. An essential part of our remit is to provide research impact, to the benefit of society. We seek to maximise the impact of social science research in all parts of society, such as the public sector, business, voluntary organisations and the research community itself.

Delivering impact

In 2009 the ESRC published its Strategic Plan for 2009-2014 which places creating and supporting impact at the heart of our strategy across all areas of activity. Our objectives will extend the reach of our people, their work, the tools and methodologies they apply, and their collaboration with other stakeholders in science, government, business and the community. The objectives are: **impact through world-class social science research, through skilled people, world-class infrastructure, partnerships and international leadership.**

Our Strategic Plan provides a road-map for economic and social research over the next five years to deliver a step-change in the impact of the social sciences. Excellent social and economic research achieves impact through scientific advances, in methods, theory and application. Impact does not stop at the scientific; research directly and indirectly contributes to society and the economy by informing policy and practice, as well as public debates from an individual level through to organisations and nations.

The following pages take a look at the work of the ESRC during the year and demonstrate the breadth and impact of ESRC-funded research through our five impact objectives:

- IMPACT THROUGH WORLD-CLASS SOCIAL SCIENCE RESEARCH
- IMPACT THROUGH SKILLED PEOPLE
- IMPACT THROUGH WORLD-CLASS INFRASTRUCTURE
- IMPACT THROUGH INTERNATIONAL LEADERSHIP
- IMPACT THROUGH PARTNERSHIPS

IMPACT THROUGH WORLD-CLASS SOCIAL SCIENCE RESEARCH

The ESRC is committed to supporting the very best research with scientific excellence the primary criterion for funding. All our funding opportunities are highly competitive and only those proposals judged by experts in the field to be of the highest scientific quality are supported.

During 2009/10 we have continued to invest in the best research, with the aim of enhancing the impact of our funding on society. We are taking active steps to encourage and support research applications which demonstrate one or more of innovation, interdisciplinarity and impact. The ESRC also shares and endorses the Research Councils UK statement on expectations of researchers for academic, and economic and societal impact.

During the year we looked at our internal structures and processes to increase the efficiency of our grant refereeing and assessment process – including the introduction of a new Peer Review College – and to align our decision-making structure and achievement of impact with the social science challenges set out in our recent Strategic Plan. These changes were implemented in the summer of 2010.

In facilitating innovative and high-quality research the ESRC requires that the research it supports will be carried out to a high ethical standard. During the year we introduced our Revised Framework for Research Ethics, which responds to new developments and follows an extensive consultation with the research community and stakeholders. The principal aim of the ethics framework is, as far as possible, to disseminate good practice and to protect all groups involved – participants, institutions, funders and researchers – throughout the lifetime of the research and into the dissemination process.

We support research in two principal ways:

- **Responsive funding.** This allows individuals and research teams to put forward research proposals in any area within the ESRC's remit without needing to fit within a particular set of priorities.
- **Directive funding.** This enables us to support new work within our directive research priorities by inviting proposals against a specific research brief and topic area.

This is not an absolute distinction and some of our funding schemes allow both responsive and directive elements.

During 2009/10 the ESRC committed £134 million to support research proposals submitted to the ESRC and in response to directed calls and initiatives. The following highlights our progress this year to address our priorities and ensure that our research creates new knowledge with clear benefits to society.

Responsive research

We are committed to providing a range of funding opportunities for all stages of the research career from postdoctoral fellowships and first grants for new researchers, through to large grants, professorial fellowships and research centres for more senior, established researchers. All of these allow for single and multi-disciplinary projects, including work that goes beyond the social sciences and addresses

1,335
APPLICATIONS RECEIVED

218
AWARDS GRANTED

11%
INCREASE IN STANDARD
GRANT APPLICATIONS

important issues at the interfaces between the social sciences and the physical and environmental sciences; health and medicine; and the arts and humanities. Much of this work is innovative in terms of its theory or methodology. In addition, much of our responsive work has significant policy and practical impacts – such impacts are not confined to our directive research.

Researchers with excellent ideas for research projects can seek funding through the ESRC's flexible Research Grants Scheme. We make awards ranging from £15,000 to £1.5 million via standard grants and small grants. During 2009/10 the ESRC received 1,335 applications and 218 awards were funded. We continue to see growth in both quality and quantity (an 11 per cent increase in standard grant applications in 2009-10) and this has led to an increasing number of highly rated proposals not being supported and a success rate for standard grants of only 14 per cent. We are continuing to keep this under close review and, in partnership with the universities and the social science community, to consider carefully how this problem can be addressed. ►

Our First Grant Scheme enables new researchers and academics at the start of their careers to gain experience of managing and leading research projects. Demand for the scheme remains high with 339 outline applications received in the 2009 competition. Twenty-two new awards were recommended across a broad range of areas including work on adolescent violence towards parents; teachers' professional development; language development in children with hearing loss; and influencing corporate behaviour.

For experienced researchers requiring longer-term or extended support there is the ESRC Large Grants Scheme. Funding of up to five years is available from £1.5 million to £5 million. Three new grants were agreed for funding in 2009, all of which will make a contribution to the Council's strategic priorities:

- Professor David Gordon, University of Bristol: Poverty and social exclusion in the United Kingdom: The 2010 survey
- Professor Robert Woods, Bangor University: Maintaining function and wellbeing in later life: A longitudinal cohort study
- Professor Ian Bateman, University of East Anglia: Social and environmental economic research into multi-objective land use decision-making

Professorial Fellowships are designed to support leading social scientists working in the UK. The scheme offers Fellows with an outstanding track record in research, the time and funding to pursue an exciting research agenda, and to carry out innovative and creative work.

The five new Professorial Fellows agreed in 2009 are:

- Professor Michael Keating, University of Aberdeen: Rescaling Europe territories, representation and public policy
- Professor Robert Jessop, Lancaster University: Great transformations: A cultural political economy of crisis-management
- Professor Jane Humphries, University of Oxford: Memories of industriousness: The industrial revolution and the household
- Professor Chris Skinner, University of Southampton: Enhancing the use of information on survey data quality
- Professor Rachel Gibson, University of Manchester: The internet, electoral politics and citizen participation in global perspective

Directed research

The ESRC Strategic Plan for the period 2009-2014 outlines the major research challenges ahead. We have identified seven key challenges which address some of the most pressing and difficult scientific and policy questions facing both the UK and the wider international community. They map closely onto the Research Councils UK research priorities, all of which have a significant social science component, and the wider public policy agenda.

The key challenges are:

- Global Economic Performance, Policy and Management
- Health and Wellbeing
- Understanding Individual Behaviour
- New Technology, Innovation and Skills
- Environment, Energy and Resilience

- Security, Conflict and Justice
- Social Diversity and Population Dynamics.

The ESRC will continue to support the 'open' research ideas from our research community, but will additionally focus a substantial part of our portfolio on the seven challenges. We address these challenges by investing in large-scale activities such as centres and programmes; developing new capacity and infrastructure; and supporting co-production and exchange of research knowledge to maximise impact. Most of these challenges are interdisciplinary in nature and much of the work is funded jointly with other research councils or other partner organisations that share our values of quality, impact and independence.

The majority of new work agreed in 2009/10 to address these challenges was through collaborations with other research councils and research users, using the ESRC's Ventures fund. Fourteen new ventures were agreed in 2009/10. These included:

Energy use within communities

A joint initiative with the Engineering and Physical Sciences Research Council as part of an investment by the Research Councils' Energy Research Programme. The initiative aims to advance our understanding of issues surrounding energy use within communities with a view to contributing to the Government's green house gas emissions targets.

Value systems in regenerative medicine

The ESRC is contributing to an industry-led project, administered by the Technology Strategy Board (TSB), researching how regenerative medicine companies in the UK should best configure their activities to extract the most value, both for themselves and for the UK.

Tax policy and administration in the context of economic and societal change

This venture will fund projects addressing questions of tax policy and operations in the context of economic and societal change. The research complements the Mirrlees Review of the tax system currently underway at the Institute for Fiscal Studies which is co-funded by the ESRC and the Nuffield Foundation.

Environment and social ecology of human infectious diseases

In collaboration with the Medical Research Council, the Natural Environment Research Council (NERC), and the Biotechnology and Biological Sciences Research Council, the ESRC is supporting a ground-breaking initiative to establish novel interdisciplinary approaches to studying the ecology of infectious diseases.

Ecosystem services and poverty alleviation

The ESRC and NERC have formed a partnership with the Department for International Development to deliver a planned seven-year, interdisciplinary research programme with a total budget of £40.5 million. The programme will provide ways to assess the full value of ecosystem services weighing up both costs and benefits, and will determine what political and institutional changes need to be put in place for sustainable ecosystem management to maximise benefits for the poor.

Increasing resilience to natural hazards

The ESRC will be working with the NERC to support an exciting new programme of research into increasing resilience to earthquakes

and volcanoes as part of the Living with Environmental Change programme. The new total investment of £7 million will support new interdisciplinary, basic, applied and directive research, and will include an important element of capacity-building in the first year of funding.

In addition to the collaborative venture funding, we work with the Research Councils UK through the cross-council programmes. Novel, multidisciplinary approaches are needed to solve many, if not all, the big research challenges over the next ten to 20 years. To achieve this, RCUK co-ordinates the delivery of multidisciplinary research in several priority areas. The ESRC participates in the following programmes, providing social science expertise:

- Digital economy
- Energy
- Food security
- Global uncertainties
- Lifelong health and wellbeing
- Living with environmental change
- Nanoscience through engineering to application.

We lead on the RCUK Global Uncertainties programme. The programme examines issues such as crime, terrorism, ideologies, arms proliferation and cybersecurity – research areas where the social, physical and natural sciences can work together on solutions across traditional disciplines.



35% OF RESEARCH PROJECTS GRADED 'OUTSTANDING'

Highlights for the year include:

- Funded 14 fellows in Ideas and Beliefs (joint Arts and Humanities Research Council and ESRC);
- Funded an IDEAS Factory on Detecting Terrorist Activity and Resilient Infrastructures (joint Engineering and Physical Sciences Research Council and ESRC – £8 million in total);
- Established a Centre for Secure Information Technologies at Queen's University Belfast (joint Engineering and Physical Sciences Research Council/Technology Strategy Board – £4.5 million);

- Collaborated with the Institute of Ideas' Debating Matters competition to set up a Schools Network which facilitated discussions and debates around some of the core programme research areas;
- Held the first annual Global Uncertainties Programme event, focused on raising awareness of the programme, exchanging ideas, developing partnerships and collaborations, and establishing directions for future research;
- Focused the programme on six core areas: ideologies and beliefs; threats to infrastructures; terrorism; cyber security; proliferation of chemical, biological, radiological, nuclear and explosive weapons technologies; and trans-national organised crime;
- Established a high-level Strategic Advisory Group with representatives from key sectors – academia, government, business and the third sector – to help shape the programme's priorities and direction.

Evaluation – demonstrating academic impact

The ESRC's innovative and pioneering evaluation continues to look closely at the outputs and assess the impacts of research.

During 2009 the ESRC commissioned and completed seven independent evaluations of major investments and funding schemes, published further benchmarking of the international performance of UK social science, and extended our evaluation of the policy and practice impact of ESRC research to encompass economic valuation. Evaluations have provided assessments of the academic quality and practical impact of a range of our research, including major programmes on cultures of consumption and new security challenges, research groups and networks on wellbeing in developing countries, the social contexts of responses to risk, and skills and knowledge for sustainable communities.

The evaluations underline the very high-quality of ESRC research, with a wide range of important contributions to social science theory and methods as well as valuable advances in empirical understanding. We also completed the evaluation of 376 individual projects. The results show high-quality academic impact, with 35 per cent of the research projects being graded 'Outstanding' – indicating that work has made an exceptional research contribution – through an independent peer review process.

The ESRC is sponsoring a series of reviews in partnership with professional associations to benchmark the international academic impact of UK social science disciplines. Following previous assessments of social anthropology, political science and economics, a review of UK sociology was completed this year in partnership with the British Sociological Association and the Heads and Professors of Sociology Group. The review panel of leading international experts concluded that UK sociology is at the intellectual forefront with its intellectual performance and research output. Further benchmarking work is underway with a review of UK psychology in 2010, to be undertaken in collaboration with the three professional bodies for psychology in the UK and with three other Research Councils.

IMPACT THROUGH SKILLED PEOPLE

The ESRC plays a key strategic role in promoting and supporting the training of members of the UK social science community throughout their research careers. We invest in high-quality research training and development opportunities to produce skilled researchers able to tackle the most pressing social and economic challenges, and to have a broader impact on society.

Delivering excellence in doctoral training

The development of the social science skills base within the UK continues to be a priority for the ESRC and we take a strategic lead to improve the quality of postgraduate training right across the social sciences. We continue to be the single largest funder of social science postgraduate training within the UK, with an investment of over £45 million per year supporting almost 3,000 studentships.

The past year has seen the development of the new Postgraduate Training Framework. This will move the ESRC away from a system of providing training through recognised outlets and will instead create a national network of institutional- and consortia-level Doctoral Training Centres (DTCs) and Doctoral Training Units (DTUs). The key aim of this new framework is to promote and support excellence in postgraduate training, building on the considerable strengths in postgraduate training provision that already exist, and encouraging more innovative approaches to both the delivery and content of training at an institutional level. The flexibility of the new framework will create the opportunity for institutions and consortia to develop strong disciplinary and interdisciplinary training. This will build capacity in the Challenge areas set out in the ESRC's Strategic Plan as well as those identified areas where there are particular skills shortages or a need to develop future high-quality research capacity.

We are confident that the revised framework will play a pivotal role in enhancing postgraduate training provision. The implementation of the framework, focused around major centres of excellence in training provision, will be central to our strategy in the coming period.

New opportunities for engagement and exchange – Collaborative Training

Collaborative Training enables researchers to develop the relevant skills to undertake excellent research, work effectively with and in user organisations and exploit the outcomes of their research. As part of its commitment to deliver impact through people, the ESRC supports a number of opportunities, including jointly-sponsored Collaborative Awards in Science and Engineering (CASE) awards, internships for ESRC-funded PhD students and Knowledge Transfer Partnerships.

The Knowledge Transfer Partnership (KTP) programme, funded by the Technology Strategy Board with 17 other funding organisations, enables organisations across the private, public and third sectors to improve their competitiveness and productivity by accessing the knowledge,

skills and technology that reside within UK universities. During the year the ESRC supported 153 KTPs, 89 of which started in 2009/10. The number of KTPs that the ESRC has supported has steadily increased in recent years, due to a greater number of projects being co-funded. Virtually all ESRC KTPs are now co-funded with at least one other funding organisation and the ESRC contribution to the scheme in 2009/10 was £1.34 million.

The CASE Studentship scheme enables opportunities for students based in UK academic institutions to carry out research in conjunction with private, public or third/voluntary sector organisations. This year 49 CASE studentships were funded through the CASE competition and of those awards, 49 per cent took place with the public sector; 35 per cent with the third sector/civil society and 16 per cent with the business and social enterprise sectors.

ESRC PhD students have the opportunity to extend their award with a three-month placement in a non-academic host organisation within the public, private or third sector. Students work on specific projects involved with public or organisational policy. During the year 56 student internship awards were made and of those internships funded, 86 per cent took place with the public sector; nine per cent with the third sector and five per cent with the business and social enterprise sectors. Aiming to demonstrate the benefit of social science to small companies, the Social Science Workplace Experience Programme supported 22 social science undergraduates and six postgraduates to complete work placements in 2009.

The revised Postgraduate Training Framework has also been designed to strengthen the impact of our training provision beyond the social science community. The DTCs will have more flexibility to forge and deepen their own partnerships by utilising their quota allocation to fund collaborative awards as well as create opportunities for students to develop their transferable skills through placements or internships. The framework also places emphasis on embedding transferable skills development in the doctorate to ensure that the ESRC is supplying the most highly skilled social scientists to support excellent research as well as innovation and growth in the broader economy and society.



We take a strategic lead in driving up the quality of postgraduate training right across the social sciences

£45 million

PER YEAR INVESTED IN TRAINING, SUPPORTING A STOCK OF ALMOST 3,000 STUDENTSHIPS

153 KTPS SUPPORTED BY THE ESRC DURING THE YEAR

£1.34 million

CONTRIBUTED TO THE KNOWLEDGE TRANSFER PARTNERSHIP PROGRAMME BY THE ESRC

Engagement and exchange through placements

A significant proportion of the ESRC's portfolio is directed towards supporting interchange in all its forms for social scientists from undergraduate to senior fellow, and with a broad range of user organisations. Opportunities for users to become embedded in academic organisations are also encouraged, and can reap great benefits to those involved.

The ESRC Fellowships scheme provides flexible opportunities for mid-career academics or counterparts in a user organisation to be seconded to another organisation for specific projects. This scheme was highlighted for specific praise in the Council for Science and Technology report *How academia and government can work together*.

During the year Fellowships started in partnership with a variety of organisations. In the public sector, these included the Department for Business, Innovation and Skills; Prime Minister's Strategy Unit; Department for Culture, Media and Sport; Department for Children, Schools and Families; Department for Environment, Food and Rural Affairs; Electoral Commission; Office for National Statistics; National Audit Office; and the Metropolitan Police. As part of the ESRC's 'mini-scheme' with the NHS Confederation we also funded three Fellowships in NHS organisations and one 'reverse' Fellowship whereby the Fellow, from NHS Scotland, started a one-year Fellowship within the University of Edinburgh.

A Business Placement provided the opportunity for business entrepreneur Ian Gordon to be placed within Lancaster University to investigate how the university provides a problem-centred support and mentoring mechanism for SME owner-managers.

Six placements with the Third Sector were awarded to enable researchers to spend time working on a practice-relevant project in collaboration with a diverse range of organisations: Crisis, Groundwork UK, Scottish Refugee Council, the Yorkshire and Humber Regional Forum, Voluntary Action for Rotherham and Jesmond Swimming Pool.

Nine short one-month placements with Local Authorities were awarded through the Local Authorities and Research Councils' Initiative (LARCI). These offered the opportunity for local authority practitioners and academic researchers to share understanding and skills to tackle some of the most challenging issues facing our communities. The topics covered a broad range of relevant issues including substance abuse and expectant mothers, designing low carbon initiatives and improving the local economy through small businesses. ➤



Developing the skills of UK social scientists

Developing the social science skills base in the UK takes us beyond doctoral level investment. We continue to provide support for Postdoctoral Fellowships as well as the recently introduced Mid-Career Fellowship Scheme which offers more structured support for established academics. Beyond these schemes, we have committed to expanding training and development opportunities by building a national training infrastructure that can meet the development needs of the social science community. Central to this is the Researcher Development Initiative (RDI). The RDI was established in 2005 with the aim of supporting the development needs of researchers across all stages of the academic life course. This initiative has supported over 50 projects including current training events on Business Engagement with Impact (University of Surrey) and International Social Science Research (London School of Economics).

The ESRC Strategic Advisor for Researcher Development, Professor Mike Wallace at Cardiff University, is working with us to further develop the ESRC's strategy for strengthening the professionalism of social science research through a strong emphasis on high-level research and transferable skills training at doctoral level, as well as creating opportunities for excellent researchers to develop their skills throughout their careers.

Maintaining the health of social science

Maintaining the health of the UK social science base is a persistent challenge that is central to our strategy to build future capacity. The ESRC takes a strategic lead in this area by supporting growth and development across all areas of social science, while making strategic interventions in those areas where there are particular skills shortages or the need to develop future high-quality research capacity. Over the past year we have continued to target activity towards the needs of priority disciplines.

We are now in the second phase of the initiative to develop capacity in quantitative research methods throughout the academic life course – from undergraduate level through to more established research at mid-career stage – with partnership funding from the Higher Education Funding Council for England, the Higher Education Funding Council for Wales and the Scottish Funding Council. Professor John MacInnes at the University of Edinburgh was appointed the ESRC's Strategic Advisor for this area and over the last year his work has informed the development of a coherent programme of activity aimed at enhancing

The ESRC also began a targeted initiative to build capacity in macro-economics in response to the economic crisis and the findings of the International Benchmarking Review of Economics

undergraduate teaching of quantitative methods across the social sciences. The programme will include a range of activities including engagement with schools, training the trainers of undergraduate quantitative methods, and the creation of a strategic group to make the case for enhancing quantitative social science over the longer term.

We have also made good progress in strengthening capacity in economics where we have maintained enhanced stipends for doctoral students and longer postdoctoral fellowship awards with the aim of retaining excellent scholars to pursue research careers. The ESRC also began a targeted initiative to build capacity in macro-economics in response to the economic crisis and the findings of the International Benchmarking Review of Economics, published in December 2008. As part of the first phase of this initiative the ESRC awarded 14 studentships and is currently exploring opportunities to address building capacity in the medium term.

In November 2009 Dr Elaine Sharland, the ESRC Strategic Advisor for Social Work and Social Care Research, submitted a report setting out the capacity-building needs in the area. The report contained a number of useful recommendations for next steps and highlighted the need to bring stakeholders together to explore opportunities to strengthen capacity for excellence in social care research. The ESRC will be pursuing this over the coming year.

Elsewhere in the area of management and business, in partnership with the British Academy of Management and the Society for the Advancement of Management, the ESRC has awarded 16 Fellowships with the aim of attracting new recruits in the area including those trained in other social science disciplines and those with strong professional experience in the field.

During the coming year the new Postgraduate Training Framework will be the key vehicle for supporting the health of social science at a doctoral level. This will be supplemented by targeted initiatives to address other areas of skills shortage.

IMPACT THROUGH WORLD-CLASS INFRASTRUCTURE

Researchers require access to world-class data and pioneering research methods to deliver the highest quality research and to maximise impact. Over the last year the ESRC has continued to take a strategic lead in driving the expansion of the UK's data infrastructure and supporting cutting-edge methodological developments.

A world-class data infrastructure

Sustaining the UK's world-class data infrastructure demands major long-term investment which is focused squarely on key national research and policy needs. This in turn requires collaboration with a wide range of partners, as providers and users of data. During 2009/10 the ESRC has continued to forge strategic partnerships through the key role it has played in the development of National Data Strategy (*UK Strategy for Data Resources for Social and Economic Research*). This sets the co-ordinated data priorities of government departments, the Office for National Statistics, Research Councils and research charities. Published in July 2009, this second version of the Strategy places emphasis on the need to develop international data resources, extend investment in longitudinal studies, better harness administrative data and further exploit information from business organisations.

In response to the National Data Strategy, we have continued to invest heavily in our portfolio of longitudinal studies. These studies provide some of the most powerful tools for capturing and understanding complex social and economic change. We have renewed funding for the Centre for Longitudinal Studies which hosts and manages our three flagship cohort studies: the 1958 National Child Development Study; the 1970 British Cohort Study; and 2000/01 Millennium Cohort Study. New waves of data will be collected under each of these studies during the next five years.

The ESRC has also extended its investment in Understanding Society, the newly established longitudinal study which is collecting data each year on the changing socio-economic circumstances and attitudes of 100,000 individuals in 40,000 British households. Co-funded by a number of government departments, Understanding Society is the biggest study of its kind in the world. The scale of the study will give unparalleled insights into the family dynamics that influence decisions, from career choices to diet, and will help researchers and policymakers understand the shifting social and economic landscape of the UK. The first wave of data collection started in early 2009 with the second wave following in 2010 and participants will continue to be interviewed annually. Further funding will also allow the collection of biosocial data, offering unprecedented opportunities to unravel the complex interplay between genetic makeup and social and economic environment. This development, together with plans for encouraging and supporting analysis, will maximise the impact of this world-leading study.

Working in partnership with the Medical Research Council, we have appointed a Scientific Leadership Team which will design and deliver plans for a new 2012 Cohort Study. This study will chart the early



20,000 RESPONDENTS COMPLETED A PRE-ELECTION SURVEY PROVIDING A CRITICAL BENCHMARK

life development of almost 100,000 children from birth onwards. It will explore how the critical but complex interactions between their physical, emotional and intellectual development, and socio-economic circumstances, shape their lives. It is anticipated that a final decision on the funding of the study will be taken later in 2010.

The ESRC has continued to fund the internationally renowned British Election Study, which is the longest running survey of its kind in the world. During the course of the year, a pre-election survey of almost 20,000 respondents was completed, providing the critical benchmark against which changing electoral behaviour and attitudes for the 2010 Election can be charted. Further data were collected during the course of the election and in its immediate aftermath. Later in 2010 a detailed analysis of the outcome of the 2010 election will be published.

As part of its strategy to strengthen international data resources, the ESRC has maintained its commitment to the award-winning European Social Survey. This survey provides critical comparative data on changing social, economic and political attitudes and behaviours across the diverse populations of Europe. Funding has been provided for a further five years to support waves five and six of UK data collection. In addition we have taken the lead in funding the central co-ordinating team which is developing the survey across the 30 participating countries. ►

Maximising data access

The true value of data collected by the ESRC and its partners can only be measured in terms of its actual use for research and policy analysis. That is why it is critical to ensure simple and effective access to such data through high-quality data storage, data management and data discovery systems.

24,000 50,000

NEW REGISTRATIONS TO
USE DATA HELD BY ESDS

DATASETS DELIVERED
TO RESEARCHERS

Access to the vast majority of the major datasets available to the research community is provided by the Economic and Social Data Service (ESDS), funded by the ESRC and Joint Information Committee. This year saw further growth in the use of the service: there were 24,000 new registrations to use data held by ESDS, which also delivered more than 50,000 datasets to researchers.

ESDS continues to receive and make available updates to some of the most important longitudinal, government and international studies. It has extended its popular time series of international macro-economic and trade statistics supporting research on the causes of and routes to the global recovery. The service has released a set of social science sample datasets from the Avon Longitudinal Study of Parents and Children, and has added new international resources, such as UN's Millennium Development Goals and the African Development Indicators, to the already rich ESDS data portfolio.

The ESDS remit is not limited to providing access to data. The service provides value-added support to its users through training and capacity-building activities. It has continued to promote the use of data in research by supporting researchers in data management-related issues and by providing instructions in data analysis and related skills to educators.

A top priority of the ESRC is to provide safe and secure access to sensitive data whilst protecting the disclosure of personal identities. That is why we have invested significant additional funding in the development of a Secure Data Service (SDS). The SDS has successfully developed a secure infrastructure and access procedures to allow researchers to use sensitive data whilst safeguarding the identity of individuals. Officially launched in 2009, the SDS and the ESRC are working closely with the Office for National Statistics to ensure the transfer of sensitive data into the new service, enabling it to grow significantly over the coming year. The richness of these data resources will allow researchers to answer complex questions about the workings of society in a way which was not possible before.

We have also laid the groundwork for opening access to other data resources that have the potential to radically extend the UK's current data infrastructure. Prime amongst these are administrative data resources which represent a vast sea of largely unexploited but research-rich information. Here the ESRC's Administrative Data Liaison Service has now taken up the challenge of addressing many

of the legal and ethical issues which stand in the way of opening up administrative data sources. Working closely with both government and researchers the ESRC's service looks at ways of linking administrative datasets to create new, powerful databases for research purposes. This would build on this year's successes in linking data under both the Scottish and Northern Ireland Longitudinal Studies, which have brought together Census data with other key administrative data sources.

2009/10 also witnessed innovative developments in providing access to qualitative data. The Timescapes project is creating a new qualitative longitudinal study that will chart in unparalleled detail the unfolding personal and family relationships of people of all ages. This year the project launched a new digital archive of qualitative data designed to enable access to textual, audio and visual data. This will give important stimulus to greater data sharing and secondary analysis of qualitative data.

Supporting, developing and promoting research methodologies

To maximise the impact of our research it is essential to equip social scientists not only with the best datasets but also leading-edge research methods. Over the course of the year the ESRC has maintained its commitment to developing ground-breaking methodological tools and techniques and to rolling them out within the broader research community.

A high priority has been to exploit the sustained investment that we have made in developing new research methods through our e-Social science programme. This programme has in particular taken advances in computer technologies and used them to enhance the ability to manage, merge and mine both qualitative and quantitative data, deepening the opportunities to understand the complexities of our society. The programme has enjoyed notable success with a recent international review of e-science highlighting the global lead that the UK enjoys in e-social science and praising many of the methodological developments emerging from the investment.

To build on this success, we have appointed a new National Strategic Director for e-Social Science, Professor David de Roure. He will take a key strategic role in maximising the uptake and use of the methodological tools and services arising from the e-Social Science programme. This will include applying some of the most promising analysis tools to key large-scale data resources such as *Understanding Society*.

Beyond e-Social Science, the ESRC continues to support world-leading methodological research. This year saw the formal launch of the Wales Institute of Social and Economic Data and Methods, funded by the ESRC and the Higher Education Funding Council for Wales, as well as the Scottish Advanced Quantitative Methods Network co-sponsored by the Scottish Funding Council. We have, in addition, confirmed funding for a new programme of methodological research for the National Centre of Research Methods which will run until 2014. Commissioning of the research programme will be completed over the course of the coming year.

IMPACT THROUGH INTERNATIONAL LEADERSHIP

The ESRC is an international leader within the social sciences. We foster international collaboration with a wide range of international partners and, through a number of joint schemes, we enable UK social scientists to collaborate on challenging global issues with the very best international researchers from around the world.

Playing a leading role within Europe

During 2009/10 the ESRC has continued to enhance and strengthen opportunities for collaborative research within Europe through bilateral agreements with a number of partner national agencies. A particular highlight this year has been the announcement of awards made under a new agreement with the French Agence Nationale de la Recherche (ANR). A joint decision-making panel of the two agencies, removing all double jeopardy, funded seven new Anglo-French research collaborations addressing a variety of topics, from European bond trading, the middle classes in the city, representations of consonants and vowels in French and English, through to harmonised households and investigating strategies for environmental learning.

We are also collaborating with the ANR, the Deutsche Forschungsgemeinschaft (DFG Germany), and the Nederlandse Organisatie voor Wetenschappelijk Onderzoek (NWO Netherlands) on the development of the Open Research Area in Europe for the Social Sciences. We are leading on the implementation of this innovative common call for proposals which was announced in December 2009.

The €28 million NORFACE¹ trans-national research programme on Migration in Europe – Social, Economic, Cultural and Policy Dynamics, with 13 other European countries, has also been a major step forward in European collaboration. Six of the 12 multinational research projects funded under this programme are co-ordinated by UK-based researchers and a further three involve UK participation, including:

- Dr Jackline Wahba, from the ESRC Centre for Population Change at the University of Southampton, is leading a project analysing European data from the Netherlands, Italy, Spain and Sweden to develop a better understanding of the key drivers of migrants' choices and the constraints they face, thereby enhancing the evidence base for policy formulation.
- A seven-country research team, led by Professor Jonathan Wadsworth at University College London, will apply economic analysis and other innovative techniques to new data sources, in ways that have not been used before, to identify causal effects and consequences of immigration.
- Professor Robin Cohen, Oxford University, is leading a project focusing on eight European cities that will explore the conditions under which initial moves by pioneer migrants create migration systems in which migration processes gain their own momentum,



The ESRC Centre for Population Change is leading a project to better understand the key drivers of migrants' choices and the constraints they face, thereby enhancing the evidence base for policy formulation

and the conditions under which this stagnates and weakens, or does not happen at all.

UK-based social science researchers have been particularly successful in the two competitions for awards made by the European Research Council. During 2009, almost one in four of the 42 advanced awards for leading researchers in the social sciences and humanities went to UK-based social science researchers. Nine of the 50 starting grant awards in the same disciplines, for researchers within three and nine years of completing doctoral work, went to those based in the UK. In both cases, this was by far the largest national contingent. ➤

¹ NORFACE – New Opportunities for Research Funding Agency Co-operation in Europe is a partnership between fourteen research councils to increase co-operation in research and research policy in Europe.

In the Socio-Economic Sciences and Humanities (SSH) programme within the EU's Seventh Framework Programme, approximately ten per cent of grants made in 2009 have been awarded to UK-led research teams, while more than 18 per cent of the total funding available has been awarded to UK-based participants. During 2009/10 the ESRC took over the National Contact Point (NCP) for this programme from the Department of Business, Innovation and Skills. The hosting of the NCP complements our existing activities to encourage and support the UK research community in maximising EC funding opportunities. These include the provision of 'seed corn' funding to develop Framework Programme applications, membership of the SSH Programme Committee and support for the UK Research Office in Brussels.

We also provided support to UK partners involved in projects under the European Science Foundation's (ESF) European Collaborative Research Projects Scheme (ECRP) and two ESF European Collaborative Research Programme (Eurocores) calls on higher education and social change, and on the better analysis of endangered languages.

Working with European partners we continue to improve opportunities for European collaborators to extend their collaborations globally. We were a funding partner of the Co-Reach ERA-NET² joint call for social science and humanities collaborative research between Europe and China. There was a strong response from the UK to the call, resulting in ten of the 14 funded projects involving UK partners, including:

- Professor Roman Tomasic, Durham University, in partnership with Professor Helmut Kohl, Goethe-Universität Frankfurt and Professor Su Chen from the Chinese Academy of Social Sciences, is examining the roles of stakeholders and gatekeepers in corporate governance practices of leading listed companies in China, Germany and the UK. The project aims to identify effective strategies to help stakeholders and gatekeepers achieve more effective corporate governance.
- Dr Catherine Gegout, University of Nottingham, is looking at the impact of EU and Chinese approaches and policies, both in African states and in the EU and China. The EU and China are major economic actors in Africa, both in trade and development issues and are also involved in the resolution of conflicts in Africa, taking part in international peacekeeping operations. However, their approaches on aid, trade and security issues often differ significantly. The importance of these differences has been gaining additional relevance with the spread of the global economic crisis to Africa.

Extending beyond Europe

Extending the potential for UK social scientists to collaborate beyond Europe continues to be a priority and this year we have strengthened our partnerships. We continue to collaborate with US agencies on initiatives of mutual strategic interest. With the National Institute of Health we announced funding for five new US/UK collaborations on Understanding Health Disparities/Inequalities.



Case studies are being used to examine the role of Conditional Cash Transfer programmes in poverty alleviation

With the Arts and Humanities Research Council we negotiated the first RCUK-wide lead agency agreement with the State of Sao Paulo Research Foundation (FAPESP), which accounts for 50 per cent of research activity in Brazil. Under the terms of the agreement, FAPESP will co-fund eligible Brazilian researchers on proposals recommended for funding by a UK Research Council. A second successful round was held under our bilateral agreement with the Research Grants Council of Hong Kong, with a further four small grants funded. Following a review of the scheme the agreement will continue but will be subject to the international common application process, developed by the ESRC and a number of sister agencies. This sets out common criteria which multinational research proposals should meet and be assessed against.

Under our Rising Powers initiative, aimed at deepening our understanding of the regional and global impacts of the new economic powers and the economic and political implications for the UK, we commissioned nine international and interdisciplinary networks. Substantial research projects and postdoctoral fellowships will be commissioned during the coming year.

As well as international partners, we also work with a range of UK-based partners in pursuit of our international strategy. This year saw the announcement of a continuation of our joint scheme with the Department for International Development on Poverty Alleviation.

² CO-REACH – Co-ordination of Research between Europe and China is a network of European Science and Technology policy and funding organisations involved in promoting research co-operation with China. It is supported by the European Commission via the European Research Area Network (ERA-NET) Scheme.

The £23-million second phase is being commissioned in three annual calls, the first of which was completed during the year, providing support for 20 new projects. Many of these address the three thematic highlights of Cities and Development; Economic Crisis, Poverty and Growth; and Security, Conflict and Development, and include:

- Professor Caroline Moser and Dr Dennis Rodgers, University of Manchester; will conduct collaborative and participatory research with local research institutions and members of poor communities directly affected by violence in four cities in Asia, Africa and Latin America. Challenging existing policy assumptions, the research seeks to identify the dynamics underlying urban violence to provide a more robust evidence base for decision-making.
- The global financial crisis, price shocks and climate change are likely to result in a drop in financial flows to developing countries and more people than previously expected living in extreme poverty after 2010. Against this backdrop Dr C van Stolk, RAND Europe, and colleagues from the Institute for Fiscal Studies, will use case studies in Mexico, Honduras, Brazil and Cambodia to examine the role of Conditional Cash Transfer programmes in poverty alleviation.
- Professor Mark Duffield, University of Bristol, will examine how aid agencies are responding to the increased security risks they now face and the implications of the integration of international aid and political activities to create 'comprehensive' multi-agency policy environments. How does enhanced risk management among UN agencies and international NGOs influence programme design, change inter-agency interaction, affect beneficiary groups and policy goals?

Finally we continue to work to expand the international mobility of early career researchers. This year saw 18 new projects supported under our new International Training and Networking Opportunities Scheme, covering a broad range of areas. The scheme provides funding for small-scale initiatives such as international summer schools and workshops to stimulate the establishment of collaborative networks for early career researchers.

Widening and promoting access to international data resources

Delivering the international ambitions of the ESRC requires researchers to have access to a wide range of international data resources. Central to this is funding of the international arm of the Economic and Social Data Service (ESDS). ESDS international recently welcomed its 20,000th user and has continued to enhance its macro-data portfolio. A notable addition this year was the World Bank's International Development Indicators – a database providing data from 53 African countries on topics ranging from national accounts, trade and government finance to health, education, energy and the environment.

Complementing the activities of ESDS International is the Pathfinders Initiative aimed at building and strengthening research networks of

social scientists in Brazil, India, China, South Africa and the UK. In 2009 we announced the outcomes of the first phase of this initiative. Twelve projects were funded, two with India, six with Brazil and four trilateral projects. In spring/summer 2010 we will announce a call for Pathfinder Projects with China and South Africa.

18 NEW PROJECTS SUPPORTED UNDER OUR NEW INTERNATIONAL TRAINING AND NETWORK OPPORTUNITIES SCHEME

20,000 ECONOMIC AND SOCIAL DATA SERVICE (ESDS) INTERNATIONAL USERS

2010 represents an important year for the European Social Survey (ESS) which the ESRC has long supported. This year will see the fifth round of the biennial survey, which now covers over 30 nations and is led by a team at City University. We have been playing a leading role in supporting an ESS application to be one of the first research infrastructures recognised as a European Research Infrastructure Consortium.

Sharing our world-leading expertise with emerging science nations

Since 2008, the Government of Abu Dhabi has been looking to develop an institutional capacity to invest in independent economics research and to strengthen the international research base relevant to its economic policymaking. Following an international benchmarking exercise, Abu Dhabi's Department of Economic Development asked the ESRC to assist it in the establishment of an economics research-funding agency with international scope.

The Abu Dhabi Economics Research Agency was launched in December 2009. We have provided advice and assistance on all aspects of its establishment from its governance structure to the design of research schemes, knowledge transfer and exchange activities, through to the profiles of staff members.

Our work with the Abu Dhabi government has given us strong contacts in, and detailed knowledge of, a region that has both a growing research capacity and an important role to play in addressing many of the global challenges which are ESRC priorities, from climate change to global security to the international financial system.

IMPACT THROUGH PARTNERSHIPS

Partnerships bring a wealth of opportunities to the social sciences, from the development of researchers skilled in knowledge exchange to creating maximum impact of our research on society's most complex challenges. Building strategic partnerships with academia and the public, private and third sectors is therefore key to the ESRC delivering its Strategic Plan.

We maximise the impact of our research and data through close engagement with potential research users before, during and after the research process, and by encouraging a flow of people between research and the worlds of policy and practice.

During 2009/10 we extended and deepened our relationships with academia, central and local government, devolved administrations, the business and third sectors, and the public.

This year saw the reorganisation of the ESRC's internal structures to give a more integrated approach to our research and training portfolios and to integrate impact and international activity in all areas of our work. Our new committees and Peer Review College will further deepen our engagement with both our academic and user communities, and involve public users with our governance structures.

The ESRC business and third sector engagement strategies, which guide the development of new partnerships and shape the direction of current partnerships across the range of our funding opportunities, were revised following the publication of our Strategic Plan. The business engagement strategy now reflects and supports the key sectors of financial services, retail and sport, and leisure and tourism, through the cross-cutting areas of business models, innovation and skills. A number of activities are funded as collaborative ventures with other bodies, including the Technology Strategy Board which is a key partner in providing crucial support and funding for business engagement initiatives. The third sector engagement strategy was developed as a result of close consultation and activities throughout the year, and seeks to enhance the sector's capacity for utilising research and evidence.

The ESRC continues to engage with local government through the Local Authorities and Research Council Initiative (LARCI), which is hosted by ESRC on behalf of a partnership of funding organisations. Engagement with central government and devolved administrations occurs through a range of strategic partnering relationships that enhance the impact of social science on policy.

We have also continued to forge strategic partnerships through the key role we played in driving forward the development of National Data Strategy (see page 21).

The ESRC aims to encourage and enable partnership in all of its forms including people and ideas exchange, and collaborative research, encouraging exploitation, public engagement, communications and demonstrating impact.

People and ideas exchange

Individuals and ideas are at the heart of knowledge exchange. Often, the exchange of ideas can be the spark that initiates a longer collaboration, whether through people exchange or more substantive collaborative training or research. Creating opportunities to initiate and sustain a conversation may lead to bigger and better things.

24 PUBLIC POLICY SEMINARS
SUPPORTED DURING 2009/10

Our public policy seminars present state-of-the-art research and evidence to ensure maximum impact on policy and practice, while a range of longer-term placements and Knowledge Transfer Partnerships support the embedding of users and academics in each others' worlds to both exchange knowledge and build skills in the practice of knowledge exchange itself. The ESRC also promotes networking opportunities to bring researchers and users closer together, by partnering with the Technology Strategy Board's Knowledge Transfer Networks and supporting a range of seminars.

During 2009/10 we supported 24 Public Policy Seminars, either on stand-alone topics that were identified as being important to users of social science, or as part of a series. The year also saw the launch of the Financial Services Knowledge Transfer Network, funded in partnership with the Technology Strategy Board. Through the network we will gain insight into the key issues facing the sector to maximise the impact of its social sciences portfolio on a key sector of the UK economy.



The Ventures scheme has enabled us to back work that would not otherwise have been supported; to engage closely with key stakeholders throughout the research process and increase the likelihood of take-up of research findings

The Business Engagement Opportunities Scheme supports engagement with businesses through a package of activities worth up to £100,000 in funding. Collaboration between Professor Tim Coles at the University of Exeter and Fly-Be led to a successful research project surrounding the current practices of low-fare airlines in terms of their Corporate Social Responsibility (CSR). The outcomes of the work were a greater understanding of the current practices and future trends in CSR and the project led to a series of practical recommendations about the distinctive issues facing businesses in the aviation sector as they attempt to develop their CSR activities further.

Collaborative research

Collaborative research is academic research undertaken in partnership with other universities or user organisations. It can take a number of forms – from a simple project between two partners, through to a complex multi-partner research programme.

Through its Ventures fund, the ESRC works in partnership with a diverse range of user organisations across the portfolio of our funding opportunities, including studentships and resources. Many partnerships focus on collaborative research and the ESRC's extensive and diverse portfolio now consists of over 60 collaborations. Over 80 per cent contribute to the RCUK research priorities, particularly, but not exclusively, living with environmental change and ageing: lifelong health and wellbeing.

The Ventures scheme has enabled us to back work that would not otherwise have been supported; to engage closely with key stakeholders throughout the research process and increase the likelihood of take-up of research findings; and to increase the amount of external funding brought in to support social science research in the UK and beyond. Fourteen new Ventures initiatives were approved during the year, involving 21 different co-funders. The total amount of funding contributed by the ESRC to these ventures was £12.4 million.

Over 60

EXTENSIVE AND DIVERSE COLLABORATIONS IN THE ESRC'S PORTFOLIO

14

NEW VENTURE INITIATIVES WERE APPROVED DURING THE YEAR, INVOLVING 21 DIFFERENT CO-FUNDERS

Encouraging exploitation

Although perhaps more traditionally associated with science and engineering disciplines, the ESRC is increasingly supporting commercialisation and development of social sciences to encourage enterprising researchers to take their ideas further down the route to exploitation, and to reward them for excellence in innovation. The ESRC helps researchers develop entrepreneurial skills and supports research that builds innovation.

The ESRC is a partner in the Research Councils UK Business Plan Competition which aims both to assist in the creation of new business ventures from the research base, and raise awareness of research commercialisation issues and opportunities for academics. ➤

40 IDEAS SUCCESSFULLY
COMMERCIALISED

120 JOBS CREATED
AS A RESULT

£3 million+
NET REVENUES



Participants benefit from enhanced commercialisation awareness and how to prepare a sound business plan. The competition has been successful and commercialised 40 ideas, creating over 120 jobs and more than £3 million net revenues. The success rate for the ESRC-related entries has increased and in 2009/10 the scheme was extended to cover social enterprise.

Through the Enterprisers Programme, held in January 2010, 64 students were able to develop their entrepreneurial skills. The four-day residential and interactive entrepreneurial programme is managed by the Centre for Entrepreneurial Learning and the University of Cambridge, and includes sponsorship from a range of companies and organisations.

The Follow-on Fund enables researchers to take advantage of additional knowledge exchange and impact-generation activities to follow on from an existing piece of high-quality social science research. The first round of successful awards included projects such as Developing skills for Government, in partnership with the Improvement and Development Agency and Livelihood trajectories and HIV and AIDS in South West Uganda in partnership with the Medical Research Council and the Uganda Virus Research Institute.

Through the Creative Credits programme the ESRC is collaborating with the National Endowment for Science, Technology and the Arts, Manchester City Council, the North West Development Agency and the Arts and Humanities Research Council. The programme is designed to stimulate business growth by encouraging businesses to work in new, more creative ways, by providing a voucher that incentivises collaboration between business within and outside the creative sector. We are supporting researchers at Aston and Warwick Business Schools to assess the success of the voucher in encouraging collaboration and the impact of new collaborations. The research will help us better understand how creative businesses can help stimulate growth in businesses outside of the creative sector.

Promoting our world-class research

The past year has seen the development of a new communications plan to support the ESRC's Strategic Plan 2009-14. Our communication activities are firmly focused on highlighting the impact of ESRC research across all of our strategic challenge areas and working with partners to increase the reach of our communications.

During 2009/10 we have developed a collection of case studies to illustrate the positive impacts of our world-class research, used a variety of communications channels to showcase the breadth of the ESRC's research portfolio, including our world-class datasets, continued to publish our successful magazines *Britain in* and *Society Now* as well as our newsletter E-news, and ran an active media campaign. We continue to develop and strengthen our online communications with the addition of online briefings, a dedicated website for our Strategic Plan and the launch of a new website for social science school teachers.

Highlights this year include:

- Publishing *Recession Britain* in September 2009 which brought together learning from previous recessions dating back to the 1930s. It provided policymakers with clear, research-based evidence of past policy interventions and an indication of whether they worked or not.
- Hosting in partnership with the *Guardian* a creative and interactive website focused on helping the public to engage with many of the complex wider social and economic questions shaping the discussions leading up to COP15 Copenhagen Conference. The website included podcasts from ESRC-funded researchers looking at questions such as the ethics of reparations to the developing world.

- Partnerships with the British Academy and Academy of Social Sciences to demonstrate the impact and value of the UK's social science research base. With the Academy we helped to launch the first in a series of short, easy-to-read booklets highlighting some of the impacts of social science research across a wide range of areas. With the British Academy we set up the Policy Forum, which has hosted a series of policy-focused lectures throughout the year.

The ESRC also works in partnership with our researchers to increase the reach of our communications. Our support for the delivery of communication and engagement activities by our research investments includes the provision of communication guides, an on-line communications toolkit, media training and also practical help from the ESRC Office. In 2009/10 we trained over 300 researchers and in November 2009 we hosted the fifth ESRC communications conference. This one-day event, organised around workshops, is an opportunity for the communication specialists and administrators working for ESRC investments to meet, share best practice and exchange experiences of the communication challenges they face, from engaging with stakeholders through to web administration.

130 EVENTS HELD FOR THE EIGHTH ESRC ANNUAL FESTIVAL OF SCIENCE

Public engagement

The ESRC's Science in Society strategy focuses specifically on the ESRC's engagement with the public and its role in leading the social science community to embed public engagement and public dialogue in social science practice. During the year we have continued to foster stronger public engagement to help shape and direct our activities, through the inclusion of public users in our new committee and board structure, and through our work with the cross-council programmes and other initiatives.

This year we held the eighth annual ESRC festival of Social Science which exceeded last year's festival with more than 130 events held in 41 locations around the UK. 18,000 people visited these events throughout the week. Events offered something for everyone, from exhibitions and film screenings to virtual debates, hands-on experimentation and stories broadcast on BBC World Service. Researchers provided insights into key issues facing the UK including the economy, the environment, and use of stem cells, organ donation and social enterprise.

The ESRC is leading the public engagement strand for the Living with Environmental Change (LWEC) programme. During 2009/10 much work has been done to understand how public engagement would contribute to the programme and to develop a public engagement strategy, and to help in this process a Public Engagement Strategic Advisory Group was established. Throughout the year LWEC has contributed to events targeted at the public such as the Bristol Nature

Festival and the Cheltenham Science Festival. Funding to set up a small citizen's forum to feed into LWEC has just been secured from Sciencewise. This will be set up during 2010.

Public engagement includes working with young people and with the RCUK Global Uncertainties programme, which the ESRC leads. We are keen to engage with young people around the topical and sensitive issues within the programme and during 2009 and early 2010 the ESRC worked with Debating Matters to create the Global Uncertainties Schools Network. This innovative network is the first of its kind within the RCUK cross-Council programmes. The network, which started its first series of events in March 2010, aims to engage young people (with a particular focus on years 11 and 12) using a debating format, to focus on the complex issues.

The school debates were followed up by evening debates where the young people's parents and members of the local community were invited to participate.

Demonstrating economic and societal impact

Strategic engagement with our stakeholders has helped us ensure that we can maximise the impact of all our activities. We believe that social science research can and should have ongoing significant impacts. By assessing impact we can improve our methods, demonstrate the value of social science research and inspire our community.

The ESRC has made significant progress in developing new methods for assessing the economic and societal impact of the research it funds. Work completed to date has demonstrated a wide range of impacts of our research, identified the drivers of social science impact and provided lessons and informed best practice for further increasing the impact of our investments.

Following on from a pilot study in 2009 the Council funded two major studies to trial a novel method of quantifying the economic value of ESRC research. This is a challenging task because of the widely acknowledged difficulties associated with attribution and time-lags. The approach of these studies was to 'track backwards' from policy initiatives to identify our research contributions to these policies and, using existing benchmarking data from government evaluations of these policies, to attempt to quantify that contribution. Both studies identified clear evidence of a long-running interplay between social science research and policy, and were able to calculate a significant value for the contribution of ESRC-funded research to both the policies under examination.

The ESRC will undertake further work on impact evaluation in 2010, including an innovative study which aims to assess the conceptual influence of social science research on policy development; and an evaluation of the ways in which the knowledge and skills of social science postgraduates have an impact in non-academic organisations.

VITAL STATISTICS

Who's Who at the ESRC

Research

Data and Methods

International

Training

Knowledge Transfer

ESRC Society Today

Data Protection and Information Security

Expenditure

33

**MAJOR RESEARCH
INVESTMENTS**

Investments by key research challenge

48

RESEARCH GRANTS

Applications and awards by institution

73

EXPENDITURE

Top 10 expenditure by region and institution



VITAL STATISTICS: WHO'S WHO AT THE ESRC

Council, Boards, Committees and Staff

Members of Council 2009-10

The following Council Members were appointed by the Minister for Science and Innovation and serve for terms of two to six years. The dates given show their term of appointment.

Note: Professor Paul Boyle became Chief Executive of the ESRC on 1 September 2010



Dr Alan Gillespie
Chair
(Appointed June 2009)
ESRC
2009-2013



Professor Ian Diamond
Chief Executive ESRC
2003-2010
Acting Chair ESRC
2008-2009



Professor Alan Alexander
Emeritus Professor Strathclyde Business School
2003-2009



Professor John Beath
Secretary General, Emeritus Professor of Economics, University of St Andrews
Royal Economic Society
2009-2012



Mr Martin Brookes
Chief Executive New Philanthropy Capital
2007-2010



Professor Ann Buchanan
Professor of Social Work and Director of the Centre for Research into Parenting and Children
University of Oxford
2007-2010



Professor Malcolm Grant
Provost and President University College London
2008-2011



Mr Paul Grice
Clerk and Chief Executive Scottish Parliament
2009-2012



Professor Charlie Jeffery
Professor of Politics
University of Edinburgh
2005-2011



Professor Michael Lamb
Professor of Psychology and Head of Department of Social and Developmental Psychology
University of Cambridge
2006-2011



Professor Andrew Pettigrew
Professor of Strategy and Organisation
Saïd Business School, University of Oxford
2004-2010



Professor Carol Propper
Professor of Economics of Public Policy
University of Bristol
2005-2009



Mr Dave Ramsden
Chief Macroeconomist and Director of the Macroeconomics and Fiscal Policy Group
HM Treasury
2008-2012



Professor Judith Rees
Professor of Environmental and Resources Management
London School of Economics
2004-2010



Mr David Walker
Managing Director of Communications and Public Reporting
Audit Commission
2007-2012



Mr John Neilson
Representative of the Secretary of State for Business, Innovation and Skills
Department of Business, Innovation and Skills

VITAL STATISTICS: WHO'S WHO AT THE ESRC

Council, Boards, Committees and Staff

Board and Committee Members 2009-10

(As at October 2009)

Strategic Research Board

Professor Charlie Jeffery (*Chair*)
 Professor Jacquie Burgess (*Vice Chair*)
 Dr Tim Bradshaw
 Professor Diane Elson
 Mr John Ireland
 Professor Helen Margetts
 Professor Colin McInnes
 Dr Floyd Millen
 Professor Susan Owens
 Ms Ceridwen Roberts
 Professor Stephen Roper
 Professor John Solomos
 Professor Jim Stevenson
 Professor Margaret Whitehead
 Professor Fiona Williams
 Ms Michelle Dodson (*Secretary*)

Research Grants Board

Professor John Beath (*Chair*)
 Professor Adam Tickell
 Professor Gavin Bremner
 Professor Peter Aggleton
 Professor Philip Allmendinger
 Professor Sara Arber
 Professor John Abraham
 Professor Dominic Abrams
 Professor George Boyne
 Professor Martin Conway
 Professor Brian Francis
 Professor Neil MacFarlane
 Professor Robin Mason
 Professor Stephen Monsell
 Professor Edward Page

Professor Helen Rainbird
 Dr Sara Randall
 Professor Diane Reay
 Professor Gareth Rees
 Professor Lucrezia Reichlin
 Professor Karen Rowlingson
 Professor Miles Taylor
 Professor Marilyn Vihman
 Professor David Wall
 Professor Alan Warde
 Professor Sally Wheeler
 Mr Robert Laslett
 Dr Kate Mackenzie
 Ms Michelle Dodson (*Secretary*)

Research Resources Board

Mr David Walker (*Chair*)
 Professor Maria Evandrou
 Professor Micheline Beaulieu
 Professor David Blackaby
 Professor Julia Brannen
 Dr Clare Holdsworth
 Mr Michael Hughes
 Ms Sharon Jones
 Dr Liz Lyon
 Professor James Nazroo
 Professor Fiona Steele
 Professor Gert Wagner
 Mr Michael Whitbread
 Professor Stephen Wood
 Ms Vanessa Cuthill (*Secretary*)

Training and Development Board

Professor Judith Rees (*Chair*)
 Professor Simon Bulmer
 Professor David Byrne
 Dr Siobhan Campbell
 Dr Sara Delamont
 Professor Shirley Dex
 Professor John Field
 Professor Chris Huxham
 Professor Kevin Lee
 Professor Marilyn Martin-Jones
 Professor John Micklewright
 Professor Mark Overton
 Professor Chris Park
 Professor Adam Rutland
 Ms Sharon Witherspoon
 Ms Julie McLaren (*Secretary*)

Audit Committee

Mr Martin Brookes (*Chair*)
 Professor Ann Buchanan
 Professor Andrew Goddard
 Professor Michael Lamb
 Mr Michael Yuille
 Mr Brian Hooper (*Secretary*)

Research Evaluation Committee

Professor Andrew Pettigrew (*Chair*)
 Professor George Gaskell
 Mr Jeremy Peat
 Professor Paul Whiteley
 Professor Sandra Walklate
 Professor Ian Sanderson
 Professor Frans Berkhout
 Ms Victoria Crossley (*Secretary*)
 Mr Phil Sooben (*Ex Officio*)

Communication and Information Committee

Dr Tim Brain
 Mr Neil Churchill
 Dr Roger Cliffe
 Dr Jude England
 Professor Christian Heath
 Mr David May
 Mr Graeme Nicol
 Mr Greg Power
 Ms Jez Reeve
 Mr Will Rossiter
 Mr Ian Rowley
 Professor Gerry Stoker
 Mr David Walker
 Dr Sandra Ward
 Ms Diana Wilkinson
 Drs Astrid Wissenburg (*Secretary*)

International Advisory Committee

Professor Michael Lamb (*Chair*)
 Dr Lloyd Anderson
 Professor Kate Brown
 Professor Simon Bulmer
 Professor Jakob deHaan
 Professor Peter Elias
 Professor Colin McInnes
 Professor Jane Falkingham
 Professor Theo Nichols
 Professor Marilyn Vihman
 Professor Adam Tickell
 Mr Michael Bright (*Secretary*)

The ESRC's current four boards and four committees structure will from 1 April 2010 be restructured to ensure the delivery of the new strategic plan. The new structure will include three policy committees (the Research Committee, the Methods and Infrastructure Committee, and the Training and Skills Committee), two virtual networks (impact and international), and Evaluation Committee and an Audit Committee.

Senior Staff at the ESRC (in post at 31 March 2010)

Chair

1. Dr Alan Gillespie

Chief Executive

2. Professor Ian Diamond (Note: Professor Paul Boyle became Chief Executive of the ESRC on 1 September 2010)

Communication and Information Directorate (CID)

3. Drs Astrid Wissenburg – Director
 4. Mr Iain Jones – Deputy Director

Finance and Awards Management Division (FAM)


5. Mr Brian Hooper – Director

Research Directorate (RD)

6. Mr Adrian Alsop – Director
 7. Dr John Wand – Deputy Director

Policy and Resources Directorate (PRD)

8. Mr Phil Sooben – Director of Policy and Administration
 9. Mr Jeremy Neathey – Director of Training and Resources
 10. Mr Glyn Davies – Director of International Affairs




1

2

3

4

5



6

7

8

9

10

VITAL STATISTICS: RESEARCH

Major research investments

ESRC investments include research programmes, centres, groups, priority networks, large grants and collaborative research initiatives:

Research centres are major investments in one or more of the ESRC's key challenges. They are funded for an initial period of five years (with additional funding for a further five years, subject to a satisfactory mid-term review/peer review analysis). Selection is based on a competition steered towards one or more of the challenges, with peer and merit review processes involved.

Research groups are selected via the same competition as centres but for an initial period of five years.

Research programmes are groups of related projects, together addressing one or more of ESRC's priorities. They are typically five years in duration. Selection is based on a competition worked around a specification for the programme, with peer and merit review processes involved.

Priority networks are similar to programmes in involving groups of related projects but participation is managed by the researchers themselves and they operate on a smaller scale.

Large grants are large-scale research projects that provide funding for up to five years above the standard research grant of £1.5 million, and up to £5 million. The scheme is a source of support for experienced researchers. The scheme is based on open competition and there are no restrictions on the nature of the social science research to be undertaken.

The **Research Ventures** fund is available for collaborative proposals which lie outside current ESRC funding modes. The ESRC Ventures Scheme offers the opportunity to collaborate with interested parties willing to co-fund research programmes.

Major research investments 2009-10

Below is a list of current ESRC-funded investments by key research challenge. Many of the investments, particularly the research Ventures, are multi-disciplinary but for the purpose of the report and for ease of use they have been listed by their most appropriate challenge.

AHRC – Arts and Humanities Research Council
 BBSRC – Biotechnology and Biological Sciences Research Council
 EPSRC – Engineering and Physical Sciences Research Council
 ESRC – Economic and Social Research Council
 MRC – Medical Research Council
 NERC – Natural Environment Research Council
 STFC – Science and Technology Facilities Council

BIS – Department for Business, Innovation and Skills
 CPNI – Centre for the Protection of National Infrastructure
 CRE – Commission for Racial Equality
 DCLG – Department of Communities and Local Government
 DCMS – Department for Culture, Media and Sport
 DCSF – Department for Children, Schools and Families
 DECC – Department of Energy and Climate Change
 DEFRA – Department for Environment, Food and Rural Affairs
 DELNI – Department for Employment and Learning, Northern Ireland
 DENI – Department of Education, Northern Ireland

DFID – Department for International Development
 DfT – Department for Transport
 DH – Department of Health
 DWP – Department for Work and Pensions
 EA – Environment Agency
 FCO – Foreign and Commonwealth Office
 HEFCE – Higher Education Funding Council for England
 HEFCW – Higher Education Funding Council for Wales
 HPA – Health Protection Agency
 LGA – Local Government Association
 MOD – Ministry of Defence
 NESTA – National Endowment for Science, Technology and the Arts
 NISRA – Northern Ireland Statistics and Research Agency
 ONS – Office for National Statistics
 SFC – Scottish Funding Council
 TSB – Technology Strategy Board
 WAG – Welsh Assembly Government
 WFC – Welsh Funding Council

Global Economic Performance, Policy and Management

INVESTMENT	TYPE	DATE	CURRENT GRANT	CO-FUNDER/PARTNER	CONTACT
Business, Taxation and Welfare	Large Grant	October 2008 – September 2012	£2.3 million	N/A	Professor M Devereux 01865 288507 michael.devereux@sbs.ox.ac.uk www.sbs.ox.ac.uk/tax
Centre for Business Relationships, Accountability, Sustainability and Society (BRASS)	Centre	October 2006 – September 2011	£5.2 million	N/A	Professor K Peattie 029 2087 6562 peattie@cardiff.ac.uk www.brass.cf.ac.uk

VITAL STATISTICS: RESEARCH

Major research investments

Global Economic Performance, Policy and Management

INVESTMENT	TYPE	DATE	CURRENT GRANT	CO-FUNDER/PARTNER	CONTACT
Centre for Charitable Giving and Philanthropy (CGAP)	Venture	2008/09 – 2012/13	£1.1 million (ESRC Contribution) £1.1 million (Partners Contribution)	Office of the Third Sector, Scottish Government and Carnegie UK Trust	Professor J Harrow 020 7040 0136 j.harrow@city.ac.uk www.cgap.org.uk
Centre for Competitive Advantage in the Global Economy (CAGE)	Centre	January 2010 – December 2014	£4.4 million	N/A	Professor N Crafts 02476 523468 n.crafts@warwick.ac.uk www2.warwick.ac.uk/fac/soc/economics/research/centres/cage
Centre for Competition Policy (CCP)	Centre	September 2004 – August 2014	£4.55 million	N/A	Professor C Waddams 0160 359 3715 c.waddams@uea.ac.uk www.ccp.uea.ac.uk
Centre for Economic Learning and Social Evolution (ELSE)	Centre	October 1995 – September 2010	£3 million	N/A	Professor M Armstrong 020 7679 4565 mark.armstrong@ucl.ac.uk else.econ.ucl.ac.uk
Centre for Economic Performance (CEP)	Centre	April 1990 – September 2015	£6.34 million	N/A	Professor J Van Reenen 020 7955 7049 j.vanreenen@lse.ac.uk cep.lse.ac.uk
Centre for Market and Public Organisation (CMPO)	Centre	October 2004 – September 2014	£3.7 million	N/A	Professor S Burgess 0117 928 8436 simon.burgess@bristol.ac.uk www.bris.ac.uk/cmipo
Centre for the Microeconomic Analysis of Public Policy (CPP)	Centre	April 1991 – September 2015	£6.75 million	N/A	Professor R Blundell 020 7291 4820 r.blundell@ifs.org.uk www.ifs.org.uk/esrc
Centre for Spatial Economics	Venture	April 2008 – March 2011	£1.2 million (ESRC Contribution) £1.2 million (Partners Contribution)	Department for Business, Innovation and Skills, DCLG and WAG	Professor H Overman 020 7955 6581 h.g.overman@lse.ac.uk www.spatial-economics.ac.uk
Corporate Governance, Capital Markets and Performance	Large Grant	November 2006 – October 2009	£1.5 million	N/A	Professor J Franks 020 7262 5050 jfranks@london.edu www.london.edu/facultyandresearch/researchactivities/centreforcorporategovernance.html
Grand Challenges – Advanced Institute of Management (AIM)	Venture	2006/07 – 2009/10	£227,000 (ESRC Contribution) £2 million (Partners Contribution)	EPSRC	www.aimresearch.org

Global Economic Performance, Policy and Management

INVESTMENT	TYPE	DATE	CURRENT GRANT	CO-FUNDER/PARTNER	CONTACT
Impacts of Higher Education Institutions of Regional Economies	Venture	February 2007 – December 2010	£1.3 million (ESRC Contribution) £1.3 million (Partners Contribution)	SFC, WFC, DELNI, HEFCE	Professor P McGregor 0141 548 3848 p.mcgregor@strath.ac.uk Professor U Kelly 0141 548 4206 u.kelly@strath.ac.uk ewds.strath.ac.uk/Default.aspx?alias=ewds.strath.ac.uk/impact
Public Services: Quality, Performance and Delivery	Programme	November 2004 – July 2010	£4.9 million Phase I – 14 projects Phase II – 14 projects Phase III – 14 projects + 7 fellowships	General Medical Council	Professor C Hood 0186 5279 350 christopher.hood@all-souls.oxford.ac.uk www.publicservices.ac.uk
Third Sector Research Centre (TSRC)	Venture	September 2008 – August 2013	£5 million (ESRC Contribution) £5.25 million (Partners Contribution)	Office for the Third Sector; Barrow Cadbury Trust	Professor P Alcock 0121 414 3171 p.c.alcock@bham.ac.uk www.tsrc.ac.uk
UK Survey of SME Finances 2008	Venture	2007/08 – 2009/10	£77,000 (ESRC Contribution) £77,000 (Partners Contribution)	Barclays Bank	ESRC office comms@esrc.ac.uk
World Economy and Finance Programme (WEF)	Programme	March 2004 – January 2010	£5.8 million Phase I – 16 projects Phase II – 10 projects	N/A	Professor J Driffill 020 7631 6417 j.driffill@ems.bbk.ac.uk www.worldeconomyandfinance.org

VITAL STATISTICS: RESEARCH

Major research investments

Health and Wellbeing

INVESTMENT	TYPE	DATE	CURRENT GRANT	CO-FUNDER/PARTNER	CONTACT
Addictions	Venture	2009/10 – 2013/14	£500,000 (ESRC Contribution) £4 million (Partners Contribution)	MRC	ESRC office comms@esrc.ac.uk
Assisted Living Innovation Platform	Venture	2008/09 – 2013/14	£1.5 million (ESRC Contribution) £11 million (Partners Contribution)	TSB, EPSRC, DH	ESRC office comms@esrc.ac.uk
Capacity in Economics of Health	Venture	2008/09 – 2011/12	£896,000 (ESRC Contribution) £1.8 million (Partner Contribution)	MRC and National Co-ordinating Centre for Research Capacity Development	ESRC office comms@esrc.ac.uk
Centres for Lifelong Health and Wellbeing (Phases II and III)	Venture	2008/09 – 2013/14	£2 million (ESRC Contribution) £15 million (Partners Contribution)	AHRC, MRC, BBSRC, EPSRC and UK Health Departments	ESRC office comms@esrc.ac.uk
Dietary Decisions in the 21st Century	Venture	October 2009 – September 2011	£175,000 (ESRC Contribution) £200,000 (FSA)	Food Standards Agency	Dr R O'Connell 020 7612 6458 r.oconnell@ioe.ac.uk
Economic Development and Population/ Reproductive Health Research Scheme	Venture	2007/08 – 2010/11	£1 million (ESRC Contribution) £1 million (Partners Contribution)	The Hewlett Foundation	ESRC office comms@esrc.ac.uk
Electronic Patient Records and Databases in Research	Venture	2008/09 – 2013/14	£200,000 (ESRC Contribution) £1.1 million (Partners Contribution)	Wellcome Trust, EPSRC, MRC	ESRC office comms@esrc.ac.uk
Health, Economics and Data Group	Large Grant	October 2008 – September 2012	£1.3 million	N/A	Professor N Rice 01904 321438 nr5@york.ac.uk www.york.ac.uk/res/herc/research/hedg
International Centre for Life Course Studies in Society and Health Centre	Centre	January 2008 – December 2012	£2.8 million	N/A	Professor M Bartley 020 7679 1707 m.bartley@ucl.ac.uk www.ucl.ac.uk/icls
National Cancer Research Institute Supportive and Palliative Care for Lung Cancer	Venture	2007/08 – 2009/10	£240,000 (ESRC Contribution) £2 million (Partners Contribution)	Macmillan Cancer Support, Cancer Research UK, DH, MRC, Scottish Government and Northern Ireland Research and Development Office	ESRC office comms@esrc.ac.uk

Health and Wellbeing

INVESTMENT	TYPE	DATE	CURRENT GRANT	CO-FUNDER/PARTNER	CONTACT
National Prevention Research Initiative (NPRI)	Venture	2008/09 – 2012/13	£1.36 million (ESRC Contribution) £10.6 million (Partners Contribution)	MRC, British Heart Foundation, Cancer Research UK, DH, Diabetes UK, Food Standards Agency, Research and Development Office for the Northern Ireland Health and Social Services, Chief Scientist Office, Scottish Executive Health Department, The Stroke Association, Wales Office of Research and Development, WAG, World Cancer Research Fund	ESRC office comms@esrc.ac.uk
New Dynamics of Ageing (NDA)	Programme	April 2005 – December 2012	£20 million Phase I – 2 collaborative research projects, 11 preparatory networks 12 programme grants Phase II – 9 collaborative research projects, 12 programme grants	AHRC, BBSRC, EPSRC, MRC	Professor A Walker 0114 222 6467 a.c.walker@sheffield.ac.uk www.newdynamics.group.shef.ac.uk
UKCRC Public Health Research: Centres of Excellence <ul style="list-style-type: none"> • The Centre of Excellence for Public Health (Northern Ireland) • UKCRC Centre of Excellence in Diet and Physical Activity Public Health Research (CEDAR) • Centre for Translational Research in Public Health (FUSE) • The UK Centre for Tobacco Control Studies (UKCTCS) • Centre for the Development and Evaluation of Complex Interventions for Public Health Improvement (DECIPHer) 	Venture	2008/09 – 2013	£2 million (ESRC contribution) £18 million (Partners Contribution)	British Heart Foundation, Cancer Research UK, National Institute for Health Research, MRC, Public Health Agency for Northern Ireland, Health and Personal Social Services, Wales Office of Research and Development, WAG and Wellcome Trust	ESRC office comms@esrc.ac.uk Professor F Kee f.kee@qub.ac.uk www.coe.qub.ac.uk Professor N Wareham nick.wareham@ mrc-epid.cam.ac.uk www.mrc-epid.cam.ac.uk/cedar Professor M White martin.white@ncl.ac.uk www.ncl.ac.uk/ihs/ctrph Professor J Britton j.britton@virgin.net www.ukctcs.org Professor L Moore mooreli@cf.ac.uk www.decipher.uk.net

VITAL STATISTICS: RESEARCH

Major research investments

Understanding Individual Behaviour

INVESTMENT	TYPE	DATE	CURRENT GRANT	CO-FUNDER/PARTNER	CONTACT
Better Outcomes in Public Policy	Venture	September 2007 – June 2010	£650,000 (ESRC Contribution) £400,000 (Partners Contribution)	DCLG	ESRC office comms@esrc.ac.uk www.civicbehaviour.org.uk
Deafness, Cognition and Language Centre (DCAL)	Centre	January 2006 – December 2010	£3.6 million	N/A	Professor B Woll 020 7679 8670 dcal@ucl.ac.uk www.dcal.ucl.ac.uk
Developing the Centre for Time Use Research	Large Grant	October 2008 – September 2013	£2.1 million	N/A	Professor J Gershuny 01865 286175 jonathan.gershuny@sociology.ox.ac.uk
Emotional Regulation of Self and Others	Large Grant	November 2008 – November 2012	£2.1 million	N/A	Professor P Totterdell 0114 222 3234 p.totterdell@sheffield.ac.uk www.erosresearch.org
Peterborough Adolescent and Young Adult Development Study (PADS+)	Large Grant	November 2007 – November 2012	£2.59 million	N/A	Professor P Wikstrom 01223 330033 pow20@cam.ac.uk www.pads.ac.uk
Problem Gambling Interventions (Phase 2)	Venture	2008/09 – 2012/13	£500,000 (ESRC Contribution) £500,000 (Partner Contribution)	Responsibility in Gambling Trust	ESRC office comms@esrc.ac.uk
Religion and Society	Venture	January 2007 – December 2011	£4.8 million (ESRC Contribution) £7.5 million (Partners Contribution)	AHRC	Professor L Woodhead 0152 459 2416 l.woodhead@lancaster.ac.uk www.religionandsociety.org
Social Interaction: A Cognitive-Neurosciences Approach	Large Grant	January 2008 – December 2011	£3.9 million	MRC	Professor S Garrod 01413 305033 s.garrod@psy.gla.ac.uk www.socialinteraction.gla.ac.uk
Teaching and Learning Research Programme (TLRP)	Programme	March 1998 – September 2009	£3.6 million (ESRC contribution)	HEFCE, HEFCW, WAG, Scottish Government, DELNI, DENI, DCSF	Professor A Pollard 020 7911 5581 a.pollard@joe.ac.uk www.tlrp.org

New Technology, Innovation and Skills

INVESTMENT	TYPE	DATE	CURRENT GRANT	CO-FUNDER/PARTNER	CONTACT
Advanced Quantitative Methods	Venture	2009/10 – 2012/13	£500,000 (ESRC contribution) £750,000 (Partners Contribution)	SFC	ESRC office comms@esrc.ac.uk
Centre for Analysis of Risk and Regulation (CARR)	Centre	October 2000 – September 2010	£2.8 million	N/A	Professor B Hutter 020 7955 7287 b.m.hutter@lse.ac.uk www.lse.ac.uk/collections/carr
Centre for Economic and Social Aspects of Genomics (CESAGen)	Centre	October 2007 – September 2012	£8.4 million	N/A	Professor R Chadwick 029 2087 6290 chadwickr1@cardiff.ac.uk www.geonomicsnetwork.ac.uk/cesagen
Centre for Genomics in Society (Egenis)	Centre	October 2002 – September 2012	£4.1 million	N/A	Professor J Dupré 0139 226 9127 j.a.dupre@exeter.ac.uk www.genomicsnetwork.ac.uk/egenis
Centre for Social and Economic Research on Innovation in Genomics (Innogen)	Centre	October 2007 – September 2012	£5.2 million	N/A	Professor D Wield 0131 650 6385 david.wield@ed.ac.uk www.genomicsnetwork.ac.uk/innogen
Centre on Skills, Knowledge and Organisational Performance (SKOPE)	Centre	October 2008 – September 2013	£4.3 million	N/A	Professor K Mayhew 0186 561 1030 ken.mayhew@pmb.ox.ac.uk www.skope.ox.ac.uk
Genomics Policy and Research Forum	Centre	August 2004 – January 2013	£5 million	N/A	Professor S Yearley 0131 651 4740 steve.yearley@ed.ac.uk www.genomicsnetwork.ac.uk/forum
Innovation Research Initiative	Venture	January 2009 – December 2013	£1.25 million (ESRC Contribution) £3.75 million (Partner Contribution)	TSB, NESTA, BIS	ESRC office comms@esrc.ac.uk
Knowledge Transfer Network for Financial Services	Venture	2009/10 – 2012/13	£300,000 (ESRC Contribution) £1.5 million (Partner Contribution)	TSB	ESRC office comms@esrc.ac.uk
Learning and Life Chances in Knowledge Economies and Societies (LLAKES)	Centre	January 2008 – December 2012	£4.2 million	N/A	Professor A Green 020 7612 6760 andy.green@ioe.ac.uk www.llakes.org

VITAL STATISTICS: RESEARCH

Major research investments

New Technology, Innovation and Skills

INVESTMENT	TYPE	DATE	CURRENT GRANT	CO-FUNDER/PARTNER	CONTACT
Management Education Fellowships	Venture	2007/08 – 2010/11	£645,000 (ESRC Contribution) £600,000 (Partners Contribution)	The Foundation for Management Education	ESRC office comms@esrc.ac.uk
NESTA Business 2 Business Innovation Vouchers Scheme	Venture	2009/10 – 2010/11	£150,000 (ESRC Contribution) £400,000 (Partners Contribution)	AHRC, NESTA, North West Development Agency (TBC), Department for Business, Innovation and Skills (TBC)	ESRC office comms@esrc.ac.uk
Open Research Area for Social Science in Europe (ORAIS)	Venture	2009/10 – 2011/12	£9 million (ESRC Contribution) £27 million (Partners Contribution)	Agence Nationale de la Recherche (France), Deutsche Forschungsgemeinschaft (Germany) and the Nederlands Organisatie voor Wetenschappelijk (Netherlands)	ESRC office comms@esrc.ac.uk
Stem Cells Initiative: Capacity Building and Research II	Programme	November 2005 – June 2009	£3.1 million	N/A	Professor A Webster 0190 443 3041 ajw25@york.ac.uk www.york.ac.uk/res/sci
Technology Enhanced Learning	Venture	2006/07 – December 2012	£3 million (ESRC Contribution) £3 million (Partners Contribution)	EPSRC	Professor R Noss 020 7763 2150 r.noss@ioe.ac.uk www.tlrp.org/tel

Environment, Energy and Resilience

INVESTMENT	TYPE	DATE	CURRENT GRANT	CO-FUNDER/PARTNER	CONTACT
2007 Floods	Venture	October 2007 – December 2009	£102,000 (ESRC Contribution) £114,000 (Partners Contribution)	EA, EPSRC	Dr W Medd 01524 510263 w.medd@lancaster.ac.uk www.lec.lancs.ac.uk/ cswm/Hull%20Floods%20 Project/HFP_home.php
Beyond Nimbyism	Collaborative Network	December 2005 – May 2009	£458,000	EPSRC	Dr P Devine-Wright 0161 275 0316 pdwright@exeter.ac.uk
Centre for Climate Change, Economics and Policy (CCCEP)	Centre	October 2008 – September 2013	£4.6 million (ESRC Contribution) £3.5 million (Partners Contribution)		Professor J Rees 020 7955 6223 j.rees@lse.ac.uk Professor A Gouldson 0113 343 6417 a.gouldson@see.leeds.ac.uk www.cccep.ac.uk

Environment, Energy and Resilience

INVESTMENT	TYPE	DATE	CURRENT GRANT	CO-FUNDER/PARTNER	CONTACT
Centre for Social, Technological and Environmental Pathways to Sustainability (STEPS)	Centre	October 2006 – September 2011	£3.8 million	N/A	Professor M Leach 0127 391 5674 m.leach@ids.ac.uk www.steps-centre.org
Children, Flood and Urban Resilience: Understanding children and young people's experience and agency in the flood recovery process	Venture	2008/09 – 2009/10	£52,000 (ESRC Contribution) £52,000 (Partners Contribution)	EA and Hull City Council	ESRC office comms@esrc.ac.uk
Electricity Policy Research Group (EPRG)	Group	October 2005 – September 2010	£2.4 million	N/A	Professor D Newbery 0122 333 5248 dmgn@econ.cam.ac.uk www.eprg.group.cam.ac.uk
Environment and Human Health	Venture	2007/08 – 2009/10	£260,000 (ESRC Contribution) £3.6 million (Partners Contribution)	BBSRC, EPSRC, NERC, EA, DEFRA, MoD, MRC, Wellcome Trust, HPA	ESRC office comms@esrc.ac.uk
Living With Environmental Change (LWEC)	Programme	2007 – 2017	£1 billion across multiple partners – £20 million (ESRC contribution over CSR08 period)	NERC, ESRC, EPSRC, BBSRC MRC, AHRC, DEFRA, DFID, DCLG, DfT, EA, WAG, Scottish Government, Natural England, Scottish Environment Protection Agency, Met Office, DECC, DH, LGA, TSB	Professor A Watkinson 01603 592267 a.watkinson@uea.ac.uk www.lwec.org.uk
Research Group on Lifestyles, Values and Environment (RESOLVE)	Research Group	2 May 2006 – 1 May 2011	£2.8 million	N/A	Professor T Jackson 0148 368 9072 t.jackson@surrey.ac.uk www.surrey.ac.uk/resolve
Rural Economy and Land Use (RELU)	Programme	September 2003 – December 2011 (in four phases)	£5 million (ESRC Contribution)	NERC, BBSRC, DEFRA, Scottish Government	Professor P Lowe 0191 222 6903 phillip.lowe@ncl.ac.uk www.relu.ac.uk
Social and Environmental Economic Research (SEER) into Multi-Objective Land Use Decision Making	Large Grant	April 2010 – March 2014	£1.8 million		Professor I Bateman i.bateman@uea.ac.uk
Sustainable Lifestyles Research Group	Group	2010 – 2014	£150,000 (ESRC Contribution) £1.35 million and £100,000 (Partners Contribution)	DEFRA, Scottish Government	ESRC office comms@esrc.ac.uk

VITAL STATISTICS: RESEARCH

Major research investments

Environment, Energy and Resilience

INVESTMENT	TYPE	DATE	CURRENT GRANT	CO-FUNDER/PARTNER	CONTACT
Sustainable Practices Research Group	Group	2010 – 2014	£1.35 million (ESRC Contribution) £250,000 (Partners Contribution)	DEFRA, the Scottish Government	ESRC office comms@esrc.ac.uk
Sussex Energy Group	Research Group	April 2005 – March 2010	£2.8 million	EPSRC, NERC	Dr J Watson 01273 873539 wj.watson@sussex.ac.uk www.sussex.ac.uk/ sussexenergygroup
The Waste of the World	Large Grant	October 2006 – September 2011	£3 million	N/A	Professor R Hudson 0191 334 1852 ray.hudson@durham.ac.uk www.thewasteof theworld.org/ Professor N Gregson www.sheffield.ac.uk/ geography/staff/gregson_ nicky/index.html
Tyndall Centre for Climate Change Research	Centre	October 2000 – March 2010	£1 million (ESRC Contribution)	NERC	Professor K Anderson 0161 306 3701 kevin.anderson@ manchester.ac.uk www.tyndall.ac.uk
UK Energy Research Centre (UKERC)	Centre	April 2004 – April 2014	£14.2 million (ESRC Contribution)	NERC, EPSRC	Mr J Loughhead Professor J Skea 020 7594 1574 admin@ukerc.ac.uk 020 7594 1574 jim.skea@ukerc.ac.uk www.ukerc.ac.uk
UK Transport Research Centre	Venture	March 2009 – August 2014	£2.5 million (ESRC Contribution) £5.25 million (Partners Contribution)	DfT, Scottish Government	Professor P Jones 020 7679 0478 peterjones@ transport.ucl.ac.uk Professor John Polak www.cts.cv.ic.ac.uk/ html/Staff/staffDetails. asp?id=JWP
Understanding and Managing Natural and Environmental Risks	Venture	2008/09 – 2011	£312,000 (ESRC Contribution) £935,000 (Partners Contribution)	EPSRC, NERC, DEFRA	ESRC office comms@esrc.ac.uk

Security, Conflict and Justice

INVESTMENT	TYPE	DATE	CURRENT GRANT	CO-FUNDER/PARTNER	CONTACT
ARK – A Social and Political Archive for Northern Ireland	Large Grant	October 2006 – September 2011	£2.6 million	N/A	Dr R Miller 028 9097 3386 r.miller@qub.ac.uk www.ark.ac.uk
Cognitive Systems Foresight	Ventures	2008/09 – 2010/11	£95,000 (ESRC Contribution) £382,000 (Partners Contribution)	EPSRC	ESRC office comms@esrc.ac.uk
Conflict in Cities and the Contested State: Everyday life and the possibilities for transformation in Belfast, Jerusalem and other divided cities	Large Grant	October 2007 – September 2012	£2.6 million	N/A	Dr W Pullan 01223 332962 wap10@cam.ac.uk www.conflictincities.org
Countering Terrorism in Public Places	Venture	2007/08 – 2010/11	£500,000 (ESRC Contribution) £1.5 million (Partners Contribution)	AHRC, EPSRC, CPNI	ESRC office comms@esrc.ac.uk
Detecting Terrorist Activity	Venture	2009/10 – 2013/14	£400,000 (ESRC Contribution) £3,800,000 (Partners Contribution)	EPSRC, CPNI	ESRC office comms@esrc.ac.uk
Enhancing Resilience Across All Aspects of National Infrastructure	Venture	2009/10 – 2013/14	Current Grant £400,000 (ESRC Contribution) £3 million (Partners Contribution)	EPSRC	ESRC office comms@esrc.ac.uk
Ensuring Privacy and Consent: Delivering Innovative Solutions	Venture	2008/09 – 2011/12	£1.5 million (ESRC Contribution) £5.5 million (Partners Contribution)	TSB's Network Security Innovation Platform, Home Office, EPSRC	ESRC office comms@esrc.ac.uk
Justice by Race and Geography	Venture	2007/08 – 2009/10	£150,000 (ESRC Contribution) £60,000 (Partners Contribution)	CRE	ESRC office comms@esrc.ac.uk
New Security Challenges: Radicalisation and Violence – a Critical Reassessment	Venture	November 2007 – September 2010	£1.7 million (ESRC Contribution) £700,000 (Partners Contribution)	FCO, AHRC	Professor S Croft 0121 414 6522 s.j.croft@bham.ac.uk
Non-Governmental Public Action (NGPA)	Programme	May 2004 – April 2009	£5.24 million 32 projects 6 fellowships	N/A	Professor J Howell 020 7955 7360 j.a.howell@lse.ac.uk www.lse.ac.uk/collections/ngpa

VITAL STATISTICS: RESEARCH

Major research investments

Social Diversity and Population Dynamics

INVESTMENT	TYPE	DATE	CURRENT GRANT	CO-FUNDER/PARTNER	CONTACT
An examination of the impact of family socio-economic status on outcomes in late childhood and adolescence	Large Grant	April 2007 – March 2012	£3.6 million	N/A	Professor P Gregg 0117 331 0825 p.gregg@bristol.ac.uk www.bristol.ac.uk/ifssoca
British Inter-University China Centre (BICC)	Centre	September 2006 – September 2011	£3.7 million	N/A	Dr F Pieke 01865 278200 frank.pieke@chinese.ox.ac.uk www.bicc.ox.ac.uk
Centre for the Advanced Study of the Arab World (CASAW)	Centre	October 2006 – September 2011	£3.1 million	N/A	Dr E Kendall 0131 651 3777 elisabeth.kendall@ed.ac.uk www.casaw.ac.uk
Centre for East European Language-Based Area Studies (CEELBAS)	Centre	October 2006 – September 2011	£2.8 million	N/A	Dr R Aizlewood 020 7679 8751 r.aizlewood@ssees.ucl.ac.uk www.ceelbas.ac.uk
Centre on Migration, Policy and Society (COMPAS)	Centre	October 2003 – September 2013	£4.8 million	N/A	Professor M Keith 01865 274711 michael.keith@compas.ox.ac.uk www.compas.ox.ac.uk
Centre for Population Change	Centre	October 2008 – September 2013	£5.08 million	N/A	Professor J Falkingham 02380 593192 j.c.falkingham@soton.ac.uk
Centre for Research on Socio-Cultural Change (CRESC)	Centre	October 2004 – September 2014	£4.7 million	N/A	Professor K Williams Professor M Savage Professor T Bennett 0161 275 8985 cresc@manchester.ac.uk www.cresc.ac.uk
Centre for Russian, Central and Eastern European Studies (CRCEES)	Centre	October 2006 – September 2011	£2.8 million	N/A	Professor R Berry 0141 330 8539 r.berry@lbss.gla.ac.uk www.gla.ac.uk/crcees
Cultural Sustainability Liverpool 2008	Venture	2007/08 – 2010/11	£142,000 (ESRC Contribution) £193,000 (Partners Contribution)	AHRC	ESRC office comms@esrc.ac.uk
Gender Equality Network (GeNet)	Priority Network	October 2004 – March 2010	£3.2 million	N/A	Professor J Scott 01223 334520 jls1004@cam.ac.uk www.genet.ac.uk

Social Diversity and Population Dynamics

INVESTMENT	TYPE	DATE	CURRENT GRANT	CO-FUNDER/PARTNER	CONTACT
Multiple Exclusion Homelessness	Venture	2008/09 – 2011/12	£300,000 (ESRC Contribution) £380,000 (Partners Contribution)	Joseph Rowntree Foundation, Homeless Link, Homelessness Research Forum	Ms T McDonagh 01484 541166 theresamcdonagh01@btinternet.com www.homeless.org.uk/esrc-research
New Dynamics of Ageing (NDA)	Programme	April 2005 – December 2012	£20 million Phase 1 – 2 collaborative research projects	AHRC, BBSRC, EPSRC, MRC	Professor A Walker 0114 222 6467 a.c.walker@sheffield.ac.uk www.newdynamics.group.shef.ac.uk
Research Centre for Bilingualism in Theory and Practice	Venture	January 2007 – December 2011	£2.5 million (ESRC Contribution) £2.5 million (Partners Contribution)	HEFCW, WAG	Professor M Deuchar 01248 382269 m.deuchar@bangor.ac.uk www.bilingualism.bangor.ac.uk
Research Centre on Micro-Social Change (MISOC)	Centre	October 2004 – September 2014	£3.37 million	N/A	Professor S Pudney 0120 687 3789 spudney@essex.ac.uk www.iser.essex.ac.uk/misoc
White Rose East Asia Centre (WREAC)	Centre	September 2006 – August 2011	£2.7 million	N/A	Professor V King 0113 343 6749 v.t.king@wreac.org www.wreac.org/index.php

VITAL STATISTICS: RESEARCH

Research Grants

Research grants are used to investigate new and pressing issues as well as providing a stepping stone for new researchers. Ranging from £15,000 to £1.5 million, they give the ESRC the flexibility to respond rapidly to the latest developments in the academic world. Grants are selected for their scientific excellence from proposals made by researchers in any area of the social sciences and at any time of their choice.

Applications processed in 2009-10

	Number of applications considered			Number recommended for award			% Total applications funded			Value £m
	Standard	Small	Fellowship	Standard	Small	Fellowship	Standard	Small	Fellowship	
2009/10	682	653	0	94	124	0	14	19	0	
Grand Total	1,335			218			16			37.5*

* At 80% FEC

Numbers of applications and awards by territory – small and standard

Country	Number of applications					Number of awards					% Success rate				
	05/06	06/07	07/08	08/09	09/10	05/06	06/07	07/08	08/09	09/10	05/06	06/07	07/08	08/09	09/10
England	876	751	890	1,029	1,118	236	208	210	196	180	27	28	24	19	16
Scotland	104	115	134	144	138	21	36	39	35	24	20	31	29	24	17
Wales	62	51	61	59	53	21	11	13	5	9	34	22	21	8	17
Northern Ireland	9	16	15	19	26	4	4	5	2	5	44	25	33	11	19
Total	1,051	933	1,100	1,251	1,335	282	259	267	238	218					

Applications and awards by subject area – small and standard

Subject	Applications					Awards					% Success rate				
	05/06	06/07	07/08	08/09	09/10	05/06	06/07	07/08	08/09	09/10	05/06	06/07	07/08	08/09	09/10
Area Studies	12	41	20	13	21	3	3	2	4	2	25	7	10	31	10
Demography	3	1	7	5	8	0	0	2	0	2	0	0	29	0	25
Economic and Social History	41	27	38	43	37	15	12	13	10	10	37	44	34	23	27
Economics	112	82	83	115	112	34	28	24	32	26	30	34	29	28	23
Education	100	97	97	124	115	20	13	17	17	9	20	13	18	14	8
Environmental Planning	17	15	20	21	16	5	2	3	2	2	29	13	15	10	13
Human Geography	43	42	57	58	56	6	16	14	15	11	14	38	25	26	20
Interdisciplinary Studies	35	0	22	94	105	5	0	6	7	7	14	0	27	7	7
Linguistics	38	26	56	41	38	15	8	18	10	10	39	31	32	24	26
Management and Business Studies	65	63	70	76	126	12	15	13	5	13	18	24	19	7	10
Political Science and International Relations	62	67	91	91	95	16	21	24	16	14	26	31	26	18	15
Psychology	268	230	247	290	338	91	89	72	65	63	34	39	29	22	19
Science & Technology Studies	6	19	20	22	19	2	0	3	3	3	33	0	15	14	16
Social Work	3	15	11	17	14	1	3	3	0	4	33	20	27	0	29
Social Anthropology	35	24	37	31	23	12	6	13	6	9	34	25	35	19	39
Social Policy	64	30	55	42	45	13	9	9	6	6	20	30	16	14	13
Socio-Legal Studies	9	28	22	27	38	0	7	5	6	8	0	25	23	22	21
Sociology	126	118	136	128	120	30	24	23	30	17	24	20	17	23	14
Statistics and Computing & Methodologies	12	8	11	13	9	2	3	3	4	2	17	38	27	31	22
Total	1,051	933	1,100	1,251	1,335	282	259	267	238	218					

VITAL STATISTICS: RESEARCH

Research Grants

Responsive applications and awards by institution 2009-10

NB applies ONLY to responsive applications and awards for Standard Grants (G) and Small Grants (SG). No other responsive applications included. Numbers are as processed and awarded at each of the four RGB meetings during the year – April, July, October and January.

Award type	Institute	Total Apps	Total Awards	Total awards £K (at 80%)	Success rate %
G	Aberdeen	2	1	216,470	50
SG		5	0	0	0
Total		7	1	216,470	14
G	Abertay (Dundee)	0	0	0	0
SG		3	1	79,711	33
Total		3	1	79,711	33
G	Anglia Ruskin (Ex Anglia Poly)	0	0	0	0
SG		1	0	0	0
Total		1	0	0	0
G	Aston	5	0	0	0
SG		4	3	162,149	75
Total		9	3	162,149	33
G	Bath	3	0	0	0
SG		7	0	0	0
Total		10	0	0	0
G	Bath Spa	0	0	0	0
SG		1	0	0	0
Total		1	0	0	0
G	Bedfordshire	3	0	0	0
SG		3	0	0	0
Total		6	0	0	0
G	Birmingham	12	2	467,605	17
SG		20	6	470,609	30
Total		32	8	938,214	25
G	Bolton	0	0	0	0
SG		1	0	0	0
Total		1	0	0	0
G	Bournemouth	1	0	0	0
SG		6	0	0	0
Total		7	0	0	0
G	Bradford	5	2	599,510	40
SG		0	0	0	0
Total		5	2	599,510	40
G	Brighton	3	0	0	0
SG		5	1	61,863	20
Total		8	1	61,863	13
G	Bristol	17	5	1,812,308	29
SG		16	2	94,275	13
Total		33	7	1,906,583	21

Award type	Institute	Total Apps	Total Awards	Total awards £K (at 80%)	Success rate %
G	Brunel	8	0	0	0
SG		9	0	0	0
Total		17	0	0	0
G	Cambridge	12	2	596,961	17
SG		11	2	123,160	18
Total		23	4	720,121	17
G	Canterbury Christ Church	0	0	0	0
SG		1	0	0	0
Total		1	0	0	0
G	Central England (Birmingham)	0	0	0	0
SG		1	0	0	0
Total		1	0	0	0
G	Central Lancashire	5	0	0	0
SG		2	0	0	0
Total		7	0	0	0
G	City	7	3	559,326	43
SG		7	0	0	0
Total		14	3	559,326	21
G	Coventry	3	0	0	0
SG		3	0	0	0
Total		6	0	0	0
G	Cranfield	0	0	0	0
SG		4	0	0	0
Total		4	0	0	0
G	Cumbria (St Martin)	0	0	0	0
SG		1	0	0	0
Total		1	0	0	0
G	De Montfort (Leicester)	2	1	148,813	50
SG		2	0	0	0
Total		4	1	148,813	25
G	Derby	0	0	0	0
SG		1	0	0	0
Total		1	0	0	0
G	Dundee	6	0	0	0
SG		3	0	0	0
Total		9	0	0	0

Award type	Institute	Total Apps	Total Awards	Total awards EK (at 80%)	Success rate %
G	Durham	11	0	0	0
SG		8	1	74,838	13
Total		19	1	74,838	5
G	East Anglia	4	0	0	0
SG		9	0	0	0
Total		13	0	0	0
G	East London	3	0	0	0
SG		3	0	0	0
Total		6	0	0	0
G	Edinburgh	20	4	1,265,093	20
SG		13	6	469,726	46
Total		33	10	1,734,819	30
G	Essex	6	2	839,525	33
SG		14	8	381,401	57
Total		20	10	1,220,926	50
G	Exeter	18	3	647,130	17
SG		11	4	246,526	36
Total		29	7	893,656	24
G	Glasgow	16	5	1,569,131	31
SG		6	0	0	0
Total		22	5	1,569,131	23
G	Glasgow Caledonian	1	0	0	0
SG		4	1	79,056	25
Total		5	1	79,056	20
G	Gloucestershire	0	0	0	0
SG		1	0	0	0
Total		1	0	0	0
G	Greenwich	1	0	0	0
SG		0	0	0	0
Total		1	0	0	0
G	Heriot Watt (Edinburgh)	3	0	0	0
SG		5	0	0	0
Total		8	0	0	0
G	Herts	4	0	0	0
SG		2	0	0	0
Total		6	0	0	0
G	Huddersfield	2	0	0	0
SG		4	1	22,859	25
Total		6	1	22,859	17
G	Hull	3	1	142,363	33
SG		5	0	0	0
Total		8	1	142,363	13

Award type	Institute	Total Apps	Total Awards	Total awards EK (at 80%)	Success rate %
G	Institute of Fiscal Studies (IFS)	1	0	0	0
SG		3	2	131,459	67
Total		4	2	131,459	50
G	International Institute for Strategic Studies (IISS)	1	0	0	0
SG		0	0	0	0
Total		1	0	0	0
G	Keele	1	0	0	0
SG		6	0	0	0
Total		7	0	0	0
G	Kent (at Canterbury)	19	1	163,703	5
SG		20	3	159,931	15
Total		39	4	323,634	10
G	Kingston	3	0	0	0
SG		1	0	0	0
Total		4	0	0	0
G	Lancaster	21	2	462,922	10
SG		15	3	229,815	20
Total		36	5	692,737	14
G	Leeds	23	1	289,052	4
SG		7	0	0	0
Total		30	1	289,052	3
G	Leeds Metropolitan	0	0	0	0
SG		2	1	75,476	50
Total		2	1	75,476	50
G	Leicester	8	0	0	0
SG		5	1	77,001	20
Total		13	1	77,001	8
G	Lincoln (Lincs & Humber)	1	0	0	0
SG		2	1	56,204	50
Total		3	1	56,204	33
G	Liverpool	8	0	0	0
SG		5	1	34,572	20
Total		13	1	34,572	8
G	Liverpool John Moores	0	0	0	0
SG		3	0	0	0
Total		3	0	0	0
G	London Metropolitan	4	0	0	0
SG		7	0	0	0
Total		11	0	0	0

VITAL STATISTICS: RESEARCH

Research Grants

Award type	Institute	Total Apps	Total Awards	Total awards £K (at 80%)	Success rate %
London					
G	Birkbeck	4	2	747,562	50
SG		3	0	0	0
Total		7	2	747,562	29
G	Goldsmiths	6	0	0	0
SG		3	0	0	0
Total		9	0	0	0
G	Imperial	4	2	326,264	50
SG		3	1	77,765	33
Total		7	3	404,029	43
G	Inst of Education (Inc Thomas Coram)	5	0	0	0
SG		10	3	244,849	30
Total		15	3	244,849	20
G	King's College	15	2	404,366	13
SG		7	0	0	0
Total		22	2	404,366	9
G	London Business School	2	1	473,501	50
SG		0	0	0	0
Total		2	1	473,501	50
G	London School of Economics	21	3	531,016	14
SG		6	2	145,724	33
Total		27	5	676,740	19
G	Queen Mary & Westfield	2	0	0	0
SG		3	1	75,042	33
Total		5	1	75,042	20
G	Royal Holloway	12	1	294,158	8
SG		9	2	157,513	22
Total		21	3	451,671	14
G	School of Oriental and African Studies	2	2	605,028	100
SG		2	0	0	0
Total		4	2	605,028	50
G	School Of Advanced Study: Legal, Americas, Historical Research etc	2	0	0	0
SG		1	1	79,348	100
Total		3	1	79,348	33

Award type	Institute	Total Apps	Total Awards	Total awards £K (at 80%)	Success rate %
G	School of Hygiene and Tropical Medicine	3	0	0	0
SG		4	0	0	0
Total		7	0	0	0
G	UCL	24	7	2,658,486	29
SG		20	3	239,332	15
Total		44	10	2,897,818	23
G	Loughborough	12	0	0	0
SG		9	4	311,589	44
Total		21	4	311,589	19
G	Manchester	15	3	1,077,302	20
SG		22	8	609,796	36
Total		37	11	1,687,098	30
G	Manchester Metropolitan	6	0	0	0
SG		3	1	78,854	33
Total		9	1	78,854	11
G	Middlesex	5	0	0	0
SG		6	2	144,689	33
Total		11	2	144,689	18
G	MRC	1	0	0	0
SG		0	0	0	0
Total		1	0	0	0
G	Napier (Edinburgh)	1	0	0	0
SG		0	0	0	0
Total		1	0	0	0
G	National Centre for Social Research	1	0	0	0
SG		0	0	0	0
Total		1	0	0	0
G	Newcastle	14	2	309,704	14
SG		5	1	69,238	20
Total		19	3	378,942	16
G	NIESR	1	0	0	0
SG		3	1	79,894	33
Total		4	1	79,894	25
G	NIAMH (Ni)	1	0	0	0
SG		0	0	0	0
Total		1	0	0	0

Award type	Institute	Total Apps	Total Awards	Total awards £K (at 80%)	Success rate %
G	Northumbria (Newcastle)	1	0	0	0
SG		1	0	0	0
Total		2	0	0	0
G	Nottingham	20	1	262,604	5
SG		22	6	405,798	27
Total		42	7	668,402	17
G	Nottingham Trent	2	0	0	0
SG		6	1	76,989	17
Total		8	1	76,989	13
G	Nuffield Trust	1	0	0	0
SG		0	0	0	0
Total		1	0	0	0
G	Open	14	1	293,404	7
SG		5	3	232,615	60
Total		19	4	526,019	21
G	ODI	1	0	0	0
SG		0	0	0	0
Total		1	0	0	0
G	Oxford	21	5	2,757,970	24
SG		27	3	225,694	11
Total		48	8	2,983,664	17
G	Oxford Brookes	4	0	0	0
SG		5	2	155,993	40
Total		9	2	155,993	22
G	Plymouth	12	2	612,151	17
SG		6	3	229,167	50
Total		18	5	841,318	28
G	Policy Studies Inst	3	0	0	0
SG		1	0	0	0
Total		4	0	0	0
G	Portsmouth	3	0	0	0
SG		4	1	79,998	25
Total		7	1	79,998	14
G	Queen Margaret University	2	0	0	0
SG		4	0	0	0
Total		6	0	0	0
G	Queen's Belfast	10	3	603,878	30
SG		8	0	0	0
Total		18	3	603,878	17

Award type	Institute	Total Apps	Total Awards	Total awards £K (at 80%)	Success rate %
G	Reading	4	0	0	0
SG		10	2	159,658	20
Total		14	2	159,658	14
G	Robert Gordon (Aberdeen)	0	0	0	0
SG		3	0	0	0
Total		3	0	0	0
G	Roehampton	3	0	0	0
SG		4	0	0	0
Total		7	0	0	0
G	Salford	2	0	0	0
SG		6	1	79,038	17
Total		8	1	79,038	13
G	Sheffield	13	1	428,065	8
SG		12	3	234,111	25
Total		25	4	662,176	16
G	Sheffield Hallam	1	0	0	0
SG		4	1	77,586	25
Total		5	1	77,586	20
G	Universities of Singapore & China (one app each)	2	0	0	0
SG		0	0	0	0
Total		2	0	0	0
G	South Bank	3	0	0	0
SG		4	2	95,430	50
Total		7	2	95,430	29
G	Southampton	15	1	229,713	7
SG		4	2	158,247	50
Total		19	3	387,960	16
G	St Andrews	3	1	133,351	33
SG		4	0	0	0
Total		7	1	133,351	14
G	St Mary's College Twickenham	0	0	0	0
SG		1	0	0	0
Total		1	0	0	0
G	Staffordshire	0	0	0	0
SG		1	0	0	0
Total		1	0	0	0
G	Stirling	10	1	156,014	10
SG		13	3	209,551	23
Total		23	4	365,565	17

VITAL STATISTICS: RESEARCH

Research Grants

Award type	Institute	Total Apps	Total Awards	Total awards £K (at 80%)	Success rate %
G	Strathclyde	6	1	188,886	17
SG		4	0	0	0
Total		10	1	188,886	10
G	Sunderland	0	0	0	0
SG		1	0	0	0
Total		1	0	0	0
G	Surrey	7	1	277,687	14
SG		5	0	0	0
Total		12	1	277,687	8
G	Sussex	14	5	2,089,105	36
SG		13	2	158,713	15
Total		27	7	2,247,818	26
G	Teesside	2	0	0	0
SG		4	1	78,236	25
Total		6	1	78,236	17
G	University of Highlands and Islands	0	0	0	0
SG		1	0	0	0
Total		1	0	0	0
G	Ulster	2	0	0	0
SG		6	2	140,687	33
Total		8	2	140,687	25

Wales

G	Aberystwyth	4	0	0	0
SG		2	0	0	0
Total		6	0	0	0
G	Bangor	6	3	1,210,529	50
SG		4	1	79,997	25
Total		10	4	1,290,526	40
G	Cardiff	15	3	721,509	20
SG		13	2	159,659	15
Total		28	5	881,168	18
G	Institute Cardiff	0	0	0	0
SG		2	0	0	0
Total		2	0	0	0
G	Swansea	6	0	0	0
SG		1	0	0	0
Total		7	0	0	0

Award type	Institute	Total Apps	Total Awards	Total awards £K (at 80%)	Success rate %
G	Warwick	14	3	799,319	21
SG		15	2	159,501	13
Total		29	5	958,820	17
G	West of England	5	0	0	0
SG		6	0	0	0
Total		11	0	0	0
G	West of Scotland	0	0	0	0
SG		1	0	0	0
Total		1	0	0	0
G	Westminster	3	0	0	0
SG		7	1	79,724	14
Total		10	1	79,724	10
G	Winchester	0	0	0	0
SG		1	0	0	0
Total		1	0	0	0
G	Wolverhampton	1	0	0	0
SG		2	2	142,126	100
Total		3	2	142,126	67
G	Worcester College of HE	0	0	0	0
SG		1	0	0	0
Total		1	0	0	0
G	York	12	2	582,504	17
SG		12	3	170,274	25
Total		24	5	752,778	21
Total apps/awards/£ of awards		1335	218	37,487,044	

VITAL STATISTICS: RESEARCH

Evaluation

The backbone of evaluation is peer review and almost all of our evaluation work involves selecting, briefing, supporting and in other ways dealing with peer reviewers.

Evaluation grades by research area

Theme	Grade %				Total
	O	G	P	U	
Economics and Economic Development	26%	67%	7%	0%	100%
Geography, Environment, Urban/Rural and Transport Studies and Area Studies	16%	73%	11%	0%	100%
Government, Political Science and Law	28%	63%	9%	0%	100%
Education, Psychology, Cognition and Linguistics	29%	66%	5%	0%	100%
Sociology, Social Policy, Social Work and Social Anthropology	24%	68%	8%	0%	100%
Management, Business Studies and Innovation	19%	69%	12%	0%	100%
Statistics, Computing, Infrastructure, Demography and Research Methodology	23%	67%	10%	0%	100%
Average Performance 1995-2009	24%	67%	9%	0%	100%
Average Performance 2009	35%	61%	4%	0%	100%

The table above shows the breakdown of evaluation grades in each research area as a percentage of the total in that particular area. Note that unless otherwise stated, these percentages refer to the cumulative total of all research projects evaluated between 1995 and 2009.

Grade definitions

Outstanding (O)

High quality research making an important contribution to the development of the subject. An outstanding grade indicates that a project has fully met its objectives and has provided an exceptional research contribution well above average or very high in relation to the level of the award.

Good (G)

Good quality research making a useful contribution to the development of the subject. A good grade indicates a project whose research activities and contribution are fully commensurate with the level of the award, approach and subject area, and which have addressed its major objectives.

Problematic (P)

Acceptable research but with problems or weaknesses in the design, method, analysis or outcomes. A problematic grade indicates a project which has failed to address one or more of its major objectives, has encountered significant difficulties in the execution of the project, has incomplete work, or has achieved substantially less than expected for the level of the award, the approach or the subject area.

Unacceptable (U)

Research poorly conducted with unreliable results, or report with insufficient details on which to base a satisfactory judgement. An unacceptable grade indicates a project which has failed to conduct the work as agreed at the time of the award (and any subsequent agreed changes to the work plan); for example failure to conduct agreed surveys or analyses, or failure to address most of the major objectives.

VITAL STATISTICS: RESEARCH

Performance Indicators

The chart below shows the ESRC's achievements against the Research Councils UK (PEG) Performance Indicators:

Academic publications from ESRC research investments

	2006-07	2007-08	2008-09	2009-10
Research Papers	799	968	1,284	1,957
Books and Chapters	319	458	669	792
Total	1,118	1,426	1,953	2,749

Papers published in refereed journals

	2006-07	2007-08	2008-09	2009-10
No. of refereed papers	524	733	1,066	1,772
Proportion of all papers	66%	75%	83%	83%

ESRC projects achieving highest approval ratings

	2006-07	2007-08	2008-09	2009-10
No. of projects with highest approval rating	337	382	386	362
Percentage of total projects	97%	97%	96%	96%

Proportion of ESRC students submitting PhD theses within four years

	2006-07	2007-08	2008-09	2009-10
No. of theses submitted	210	306	345	329
Percentage within four years	80%	79%	83%	81%

VITAL STATISTICS: DATA AND METHODS

Research Resources

Research resources are the foundations upon which our researchers can undertake work of the highest quality and relevance.

These resources include not only data, but also the expertise in research methods required to utilise this data, and the information technologies to improve access to the ESRC's world-class information resources.

Resource centres provide quick and easy access to key research resources such as datasets.

Resource programmes are a group of projects aimed at developing the tools and techniques which underpin high quality research.

Major resource investments 2009-10

INVESTMENT	TYPE	DATE	CURRENT GRANT	CO-FUNDER/PARTNER	CONTACT
Administrative Data Liaison Service	Centre	October 2008 – September 2011	£0.5 million	N/A	Dr C Dibben 0133 446 3081 cjd@st-andrews.ac.uk
Advanced Quantitative Methods Network (AQMeN) in Scotland	Venture	July 2009 – June 2012	£0.6 million (ESRC Contribution) £0.5 million (Partners Contribution)	SFC	Mrs S McVie 0131 651 3782 s.mcvie@ed.ac.uk
An Examination of the Impact of Family Socio-economic Status on Outcomes in Late Childhood and Adolescence	Large Grant	April 2007 – March 2012	£3.6 million	N/A	Professor P Gregg 0117 331 0825 p.gregg@bristol.ac.uk
Depositing of defined Avon Longitudinal Study of Parents and Children (ALSPAC) Datasets with the UK Survey Archive	Centre	April 2008 – March 2009	£0.1 million	N/A	Professor G Davey-Smith 0117 331 0095 george.davey-smith@bristol.ac.uk www.bristol.ac.uk/alspac
Access Research Knowledge (ARK) – formerly known as a Social and Political Archive for Northern Ireland	Large Grant	October 2006 – September 2011	£2.7 million	N/A	Professor R Miller 028 9097 3275 r.miller@qub.ac.uk www.ark.ac.uk
British Election Study 2009/2010	Programme Fellowship	June 2008 – March 2012	£1.5 million	N/A	Professor P Whiteley 01206 872641 whiteley@essex.ac.uk www.essex.ac.uk/bes

VITAL STATISTICS: DATA AND METHODS

Research Resources

INVESTMENT	TYPE	DATE	CURRENT GRANT	CO-FUNDER/PARTNER	CONTACT
Centre for Longitudinal Studies (CLS)	Centre	October 2004 – March 2010	£11.7 million (ESRC Contribution) £4 million (Partners Contribution)	Government consortium co-ordinated by the ONS. Includes contributions from the ONS, DH, DCSF, DWP, WAG, Scottish Government, NISRA and Sure Start (Government Programme)	Professor H Joshi 020 7612 6874 h.joshi@ioe.ac.uk www.cls.ioe.ac.uk
Economic and Social Data Service (ESDS)	Centre	October 2007 – September 2012	£13.2 million (ESRC Contribution) £1.4 million (Partners Contribution)	Joint Information Systems Committee	Professor K Schürer 01206 872009 schurer@essex.ac.uk www.esds.ac.uk Mr K Cole 0161 275 6066 keith.cole@manchester.ac.uk www.esds.ac.uk/International Professor A Dale 0161 275 4722 angela.dale@manchester.ac.uk www.esds.ac.uk/Government
ESRC Census Programme	Programme	August 2006 – July 2011	£7.5 million £1.1 million (£950,000 for data and physical resources and £130,000 a direct cash contribution)	ONS (co-funding is provided only for CeLSIUS)	Professor D Martin 0238 059 3808 d.j.martin@soton.ac.uk www.census.ac.uk
ESRC Strategic Advisor for Data Resources	Grant	October 2007 – September 2010	£720,520	N/A	Professor Peter Elias peter.elias@warwick.ac.uk
International Bibliography of the Social Science (IBSS) Online Resource Centre	Centre	April 2005 – July 2010	£1.5 million	N/A	Ms J Sykes 0207 955 7455 j.skyles@lse.ac.uk www.lse.ac.uk/collections/ibss
Longitudinal Studies Centre – Scotland	Centre	July 2005 – June 2011	£1.6 million (ESRC Contribution) £88,000 (Partners Contribution)	General Register Office for Scotland	Professor P Boyle 0133 446 2397 p.boyle@st-andrews.ac.uk www.lscs.ac.uk
National Centre for e-Social Science (NceSS)	Centre	April 2007 – August 2012	£8.3 million (2007 – 2012)	N/A	Professor D De Roure 0238 059 2418 dder@ecs.soton.ac.uk

INVESTMENT	TYPE	DATE	CURRENT GRANT	CO-FUNDER/PARTNER	CONTACT
National Centre for Research Methods (NCRM)	Centre	April 2008 – March 2014	£3 million (2008 – 2014)	N/A	Professor P Sturgis 0203 8059 4082 ps1r07@soton.ac.uk
National Strategic Director for e-Social Science	Grant	October 2009 – September 2012	£643,456	N/A	Professor D De Roure 023 8059 2418 dder@ecs.soton.ac.uk www.eresearchsouth.ac.uk/ uk-e-social-science
National Survey of Sexual Attitudes and Lifestyle (NATSAL)	Venture	2008/09 – 2013/14	£1.7 million (ESRC Contribution) £3.7 million (Partners Contribution)	MRC and Wellcome Trust	ESRC office comms@esrc.ac.uk
Northern Ireland Longitudinal Study Research Projects	Venture	2007/08 – 2009/10	£150,000 (ESRC Contribution) £150,000 (Partners Contribution)	NISRA	census.ac.uk/guides/ longitudinal_ni.aspx
Northern Ireland Longitudinal Study (NILS) Research Support Unit (Commissioned 2008/09)	Centre	April 2009 – July 2011	£300,000	N/A	Dr D O'Reilly 0289 063 2738 d.oreilly@qub.ac.uk census.ac.uk/guides/ longitudinal_ni.aspx
Secure Data Service	Centre	October 2008 – September 2010	£300,000	N/A	Ms M Wright 0120 687 2003 melanie@essex.ac.uk
Survey Resources Network	Centre	November 2008 – October 2011	£900,000	N/A	Professor P Lynn 0120 687 3151 plynn@essex.ac.uk surveyenet.essex.ac.uk
Qualitative Longitudinal Study (Timescapes)	Centre	February 2007 – January 2012	£3.9 million	N/A	Professor B Neale 0113 343 4813 b.neale@leeds.ac.uk www.timescapes.leeds.ac.uk
Sustaining On-Line Resources in Research Methods	Grant	July 2007 – September 2010	£300,000	N/A	Professor P Sturgis 023 8059 4082 p.sturgis@soton.ac.uk www.restore.ac.uk

VITAL STATISTICS: DATA AND METHODS

Research Resources

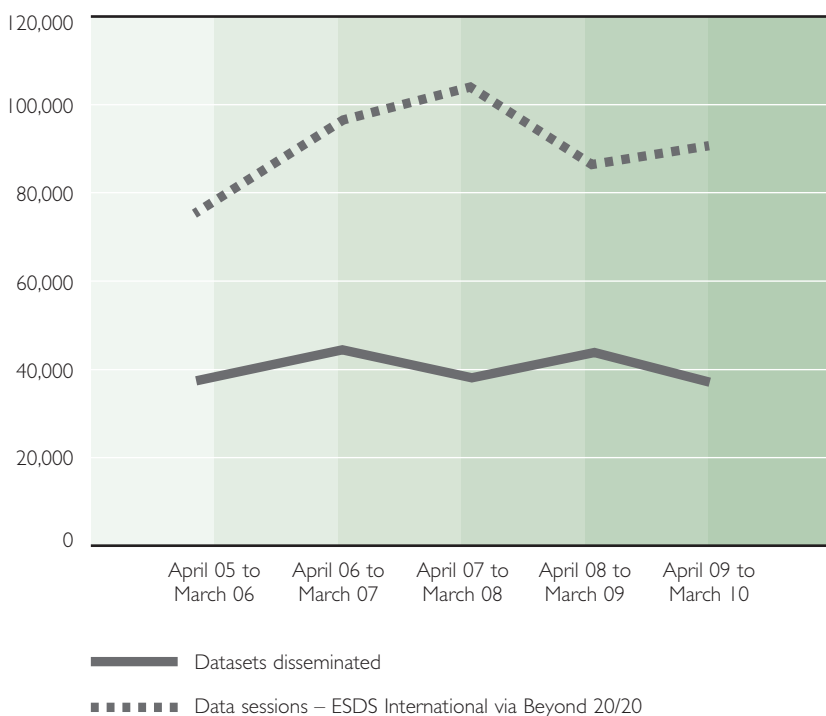
INVESTMENT	TYPE	DATE	CURRENT GRANT	CO-FUNDER/PARTNER	CONTACT
The Centre for Microdata Methods and Practice (CEMMAP)	Centre	July 2007 – June 2012	£3.2 million	N/A	Professor A Chesher 020 7291 4800 andrew.chesher@ucl.ac.uk www.cemmap.ac.uk
The Wales Institute of Social and Economic Research, Data and Methods (WISERD)	Substantive Research Contract	October 2008 – September 2011	£1.5 million (ESRC Contribution) £3.4 million (Partners Contribution)	HEFCW Partner universities provide additional £4.2 million	Professor H Beynon 02920 874848 beynonh@cardiff.ac.uk www.wiserd.ac.uk
UK Longitudinal Studies Centre	Centre	October 2004 – March 2010	£13.6 million	N/A	Professor N Buck 0120 687 3066 nhb@essex.ac.uk iser.essex.ac.uk/ulsc
Understanding Population Trends and Processes (UPTAP): A Secondary Data Analysis Initiative	Programme Director	October 2005 – September 2010	Phase II – 12 projects 4 user fellows	N/A	Professor J Stillwell 0113 343 3315 j.c.h.stillwell@leeds.ac.uk www.uptap.net
Understanding Society – The UK Household Longitudinal Study	Centre	April 2007 – March 2012	£15.5 million (ESRC Contribution) £2.71 million (Partners Contribution)	The Scottish Government, WAG, Northern Ireland Executive, DfT, DCMS, DCSF, DEFRA, DWP, Food Standards Agency, DCLG	Professor N Buck 0120 687 3066 nhb@essex.ac.uk understandingsociety.org.uk

VITAL STATISTICS: DATA AND METHODS

Datasets

A dataset is defined by the ESRC datasets policy as any collection of data generated by, or of particular interest to, the social science community which may be considered for archiving. This may include computer-readable data, audio and visual recordings, hand-written documents such as diaries and fieldwork notes, photographs and artefacts. The Economic and Social Data Service (ESDS) is a national service that provides access and support for an extensive range of key economic and social data, both qualitative and quantitative, spanning a range of disciplines and themes.

Datasets Delivered, April 2005 to March 2010¹

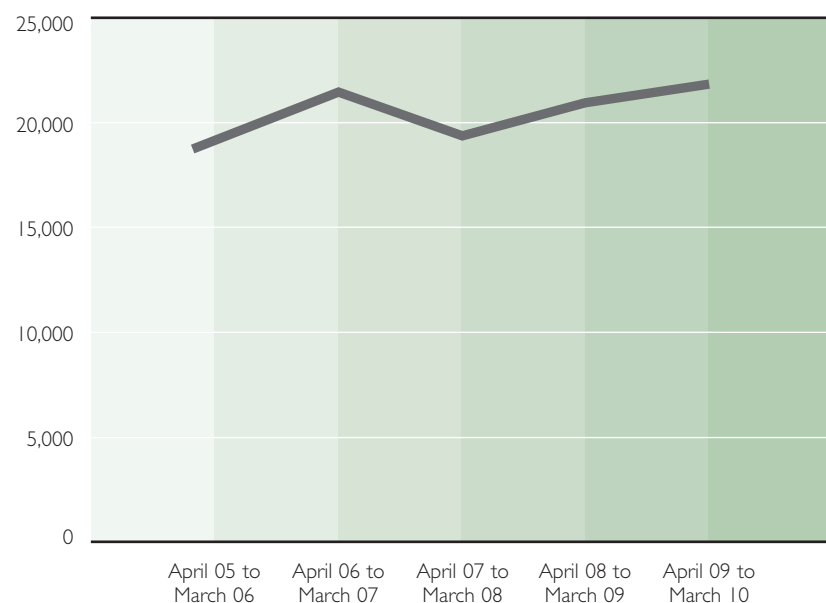


The solid line of the graph represents datasets disseminated by the core, longitudinal, qualidata and government functions, and the dashed line represents ESDS international macro-datasets. ESDS international macro-datasets are reported separately as these are acquired directly by ESDS International due to special licensing arrangements. They are then processed and loaded onto the Beyond 20/20 data delivery server.

The figure shows a slight decline in usage of datasets delivered by the ESDS, but an increase in usage of the international macro-datasets during the last year.

¹ Actual time period is 1 April 2005 – 29 March 2010

Number of New Registrations to ESDS², April 2005 to March 2010



The graph shows that the number of new users registering to use ESDS remains high. The number of new registrations continues to increase following a slight decline between April 2007 and March 2008. The data suggest that the number of new registrations has stabilised at around 20,000.

² Figure includes all ESDS specialist services

VITAL STATISTICS: DATA AND METHODS

Datasets

Top Ten Disciplines by Usage³, April 2009 to March 2010

Economics and econometrics is ranked top, which is largely due to the type of research being undertaken by economists working in the field of labour markets and employment.

Disciplines	Downloads	Rank
Economics and Econometrics	19,913	1
Sociology	6,499	2
Business and Management Studies	4,977	3
Statistics and Operational Research	4,223	4
Social Policy and Administration	3,680	5
Geography	2,529	6
Politics and International Studies	2,085	7
Other Studies and Professions Allied to Medicine	2,010	8
Education	1,396	9
Psychology	1,390	10

³Note that these figures exclude usage of international macro-data

Top Ten Users of ESDS Datasets by Academic Institution, April 2009 to March 2010

The top four institutions using ESDS datasets house a number of leading international centres conducting research on economic performance, spatial economics, climate change, social exclusion, labour markets, charitable giving and longitudinal studies.

The University of Warwick is home to the ESRC-funded Centre for Competitive Advantage in the Global Economy (CAGE), as well as the Industrial Relations Research Unit (which was formally the ESRC-funded Centre for International Employment Relations Research (CINTER)). The Institute for Employment Research is also located at Warwick.

At the London School of Economics, ESRC-funded centres are the Centre for Economic Performance (CEP), the Research Centre on Spatial Economics (SERC) and the Centre for Climate Change, Economics and Policy (CCCEP). The LSE's Research Centre for the Analysis of Social Exclusion (CASE) was previously funded by the Council.

The university with the third highest usage, City University, is home to the ESRC-funded Centre for Charitable Giving and Philanthropy.

The ESRC-funded UK Longitudinal Studies Centre and the Centre on Micro-Social Change (MISOC), as well as Understanding Society – The UK Household Longitudinal Study – are located at the University of Essex, which is the fourth highest user of ESDS datasets.

Users	Downloads	Rank
University of Warwick	2,951	1
London School of Economics, University of London	2,511	2
City University	2,432	3
University of Essex	1,941	4
University of Manchester	1,862	5
University of Oxford	1,461	6
University of Sheffield	1,274	7
University College London	1,236	8
University of Nottingham	1,231	9
University of Southampton	1,165	10

Top Ten Most-Used ESDS Datasets (excluding international macro datasets), April 2009 to March 2010

Dataset	Date	Rank
Expenditure and Food Survey	2007	1
General Household Survey	2006	2
British Household Panel Survey: Waves 1-17	1991 – 2008	3
Quarterly Labour Force Survey	July – September 2009	4
Quarterly Labour Force Survey	January – March 2009	5
Quarterly Labour Force Survey	October – December 2008	6
Health Survey for England	2007	7
Health Survey for England	2006	8
Quarterly Labour Force Survey	April – June 2009	9
Quarterly Labour Force Survey	January – March 2008	10

Top Ten Most-Used ESDS International Macro Datasets, April 2009 to March 2010

Dataset	Rank
World Bank	1
International Monetary Fund (IMF) International Financial Statistics	2
Organisation for Economic Co-operation and Development (OECD)	3
International Energy Agency	4
IMF World Economic Outlook	5
National Statistics Time Series Data	6
IMF Direction of Trade Statistics	7
IMF Government Finance Statistics	8
United Nations Common Database	9
Eurostat New Cronos	10

VITAL STATISTICS: INTERNATIONAL

International Work

ESRC is committed to raising awareness of British social science on the international stage. We collaborate in activities in Europe and around the world. We have a particular responsibility to maximise international resources and opportunities for the UK social science community. Developments within the European Union, and in particular the Framework Programmes, are a priority and we are committed to increasing the role of social scientists in European research projects.

Major International Investments 2009-10

Investments	Number of awards	Total Amount
BA/AHRC/ESRC Visiting Fellowships for South Asia*	3	£21,220
BA/AHRC/ESRC Visiting Fellowships for the Middle East**	5	£10,722
BA/ESRC Chinese Scholars exchanges and Visits 2009/2010***	15	£26,216
UK-China Graduate Student Workshop***		£12,500
Bilateral collaborative research project**** (includes 4 Hong Kong, 7 France, 2 Netherlands, 1 South Africa, 1 Sweden)	13	£4,153,642
ESF European Collaborative Research Project (ECRP)	1	£454,315
ESRC/ICSSR India Scholars exchange*****	10	£34,402
NORFACE Migration Programme	6	£23,891,742
ESRC/National Health Institute (US) Health Disparities/Health Inequalities collaborative proposals	5	£1,277,074
Inclusion of International Co-Investigators**** (until November 2009)	37	£4,466,400
ESRC-DFID Joint Scheme for Research on International Development (Poverty Alleviation)	20	£6,626,669 (ESRC and DFID contribution)
An ESRC Initiative On Collaborative Analysis of Micro Data Resources: Brazil-India Pathfinder Research Projects	12	£779,705
CO-REACH Social Science Collaborative Research between Europe and China*****	14	£100,000
Rising Powers – Global Challenges and Social Change	9	£541,218
International Training Networking Opportunities	18	£900,000

*ESRC contribution. Total funding from all partners: £70,730

**ESRC contribution. Total funding from all partners: £32,166

***ESRC contribution. Total funding from BA on China activities: £38,716

****Collaborative research projects and ECRP's project are funded under research grants board responsive mode scheme; they are therefore represented on pages 48 – 52

*****ESRC contribution. Total funding from all partners: £57,107

*****ESRC contribution. Total funding from all partners: £1,608,256

VITAL STATISTICS: TRAINING

Studentships

Part of the ESRC's Mission Statement is to support postgraduate training in the social sciences. Well-trained research students are the seedbed for the social science researchers of the future. For this reason, the ESRC has a Training and Development Board to support postgraduate students and meet the training needs of researchers throughout their career.

Volume of New Studentships by Scheme and Discipline 2009-10

Discipline	Quota (1)	Competition	Collaborative (2)	Interdisciplinary (3)	Project linked (4)	Total 2009	Total 2008	Total 2007
Area Studies and Development Studies	12	0	2	0	30	44	72	34
Demography	13	0	0	0	0	13	9	12
Economic and Social History	13	4	1	0	1	19	14	15
Economics	63	18	3	0	1	85	73	76
Education	38	4	4	0	4	50	55	45
Environmental Planning	12	0	4	0	2	18	14	15
Human Geography	29	12	16	0	2	59	53	64
Linguistics	12	3	0	0	0	15	13	13
Management and Business Studies	47	1	17	0	4	69	68	65
Political Science and International Studies	32	11	0	0	9	52	43	57
Psychology	29	12	3	0	2	46	59	70
Science and Technology Studies	10	1	8	0	4	23	17	15
Social Anthropology	15	9	1	0	2	27	20	23
Social Policy	19	2	5	0	1	27	23	32
Social Work	12	2	1	0	0	15	15	15
Socio-Legal Studies	20	0	0	0	0	20	21	32
Sociology	36	12	11	0	8	67	57	75
Statistics, Methods and Computing	19	0	2	0	3	24	21	29
Environmental Sciences	0	0	0	20	0	20	20	21
Medical Sciences	0	0	0	20	1	21	12	20
Multidisciplinary	5	0	0	0	0	5	7	15
No Lead Discipline	0	0	0	0	0	0	0	0
Total:	436	91	78	40	74	719	686	743

(1) This is based on the total number of quotas available for allocations this year, at time of writing seven nominations were outstanding

(2) Includes CASE and Government Collaborative Schemes

(3) Includes NERC and MRC

(4) Includes PhD starters under the Language-based Area Studies Centres, other ESRC grants

VITAL STATISTICS: TRAINING

ESRC Submission Rate Survey

The following table shows the results of the 2009 survey of PhD thesis submission rates: that is the percentage of students submitting their thesis within four years of commencing an ESRC research award.

HEI Name	2005 Starters	2005 Submitters	2005 %	Total Starters	Total Submitters	Overall %
University of Aberdeen	1	1	100	5	5	100
Anglia Ruskin	0	0	0	1	1	100
Aston University	2	2	100	5	4	80
University of Bath	1	1	100	15	12	80
University of Birmingham	11	10	91	49	37	76
University of Bradford	1	1	100	10	7	70
University of Brighton	0	0	0	1	1	100
University of Bristol	10	7	70	43	30	70
Brunel University	0	0	0	4	3	75
University of Cambridge	14	11	79	67	52	78
Cardiff University	16	14	88	56	46	82
City University	0	0	0	4	2	50
Coventry University	1	0	0	1	0	0
Cranfield University	3	3	100	3	3	100
University of Dundee	1	1	100	5	4	80
University of Durham	12	6	50	45	32	71
University of East Anglia	5	4	80	22	20	91
University of Edinburgh	5	4	80	57	50	88
University of Essex	12	12	100	46	39	85
University of Exeter	6	4	67	18	13	72
University of Glasgow	13	10	77	43	35	81
Gloucestershire University	0	0	0	2	1	50
Heriot-Watt University	2	2	100	3	3	100
Hertfordshire University	0	0	0	1	1	100
University of Huddersfield	1	1	100	1	1	100
University of Hull	1	1	100	3	2	67
Keele University	5	3	60	18	11	61
University of Kent at Canterbury	4	4	100	22	19	86
University of Lancaster	10	9	90	40	29	73
University of Leeds	7	7	100	31	28	90
University of Leicester	4	4	100	14	12	86
University of Liverpool	5	4	80	18	14	78
London: Birkbeck College	1	0	0	9	5	56
London: Goldsmith's College	5	3	60	30	18	60
London: Imperial College	5	3	60	18	11	61
London: Institute of Education	6	5	83	22	18	82
London: King's College	5	5	100	16	16	100
London: London Business School	2	2	100	4	4	100
London: Queen Mary and Westfield College	0	0	0	4	1	25
London: Royal Holloway and Bedford New College	5	4	80	14	12	86

HEI Name	2005 Starters	2005 Submitters	2005 %	Total Starters	Total Submitters	Overall %
London: School of Economics and Political Science	20	13	65	70	52	74
London: School of Hygiene and Tropical Medicine	2	1	50	8	7	88
London: University College	14	10	71	40	32	80
Loughborough University	1	1	100	4	4	100
University of Manchester (inc MBS and UMIST)	24	22	92	93	78	84
Manchester Metropolitan University	1	1	100	4	4	100
Middlesex University	0	0	0	5	3	60
University of Newcastle	5	5	100	34	31	91
University of Nottingham	21	19	90	55	44	80
Nottingham Trent University	4	3	75	6	4	67
The Open University	4	3	75	7	5	71
University of Oxford	19	14	74	90	69	77
Oxford Brookes University	1	0	0	2	1	50
University of Plymouth	7	4	57	16	10	63
University of Portsmouth	1	1	100	5	5	100
University of Reading	2	2	100	17	11	65
The Robert Gordon University	0	0	0	0	0	0
Roehampton University	0	0	0	3	1	33
University of Salford	0	0	0	1	1	100
University of Sheffield	23	19	83	56	41	73
Sheffield Hallam University	3	2	67	3	2	67
University of Southampton	9	9	100	35	32	91
University of St Andrews	2	2	100	3	3	100
University of Stirling	1	0	0	6	4	67
University of Strathclyde	3	2	67	14	12	86
University of Surrey	6	2	33	20	15	75
University of Sussex	18	18	100	58	47	81
Wales: Aberystwyth	7	6	86	21	18	86
Wales: Bangor	6	5	83	23	19	83
Wales: Swansea	0	0	0	1	1	100
University of Warwick	12	11	92	52	46	88
University of the West of England	2	0	0	6	3	50
University of York	7	6	86	23	21	91
Totals	407	329	81	1551	1228	79

Key:

Starters: students starting research awards

Submitters: thesis submitted within four years

Rate: percentage of students submitting theses within four years of starting award

These submission rate figures exclude students who withdrew during their first year and make allowances for supervision/extensions to awards occasioned by illness, accident or the need to obtain fluency in a difficult language.

Note: The Training Board's sanctions policy, which is applied to those institutions returning a rate below 60 per cent, is based on the overall rate for the last three years. The table above only shows the rate for the most recent year.

VITAL STATISTICS: TRAINING

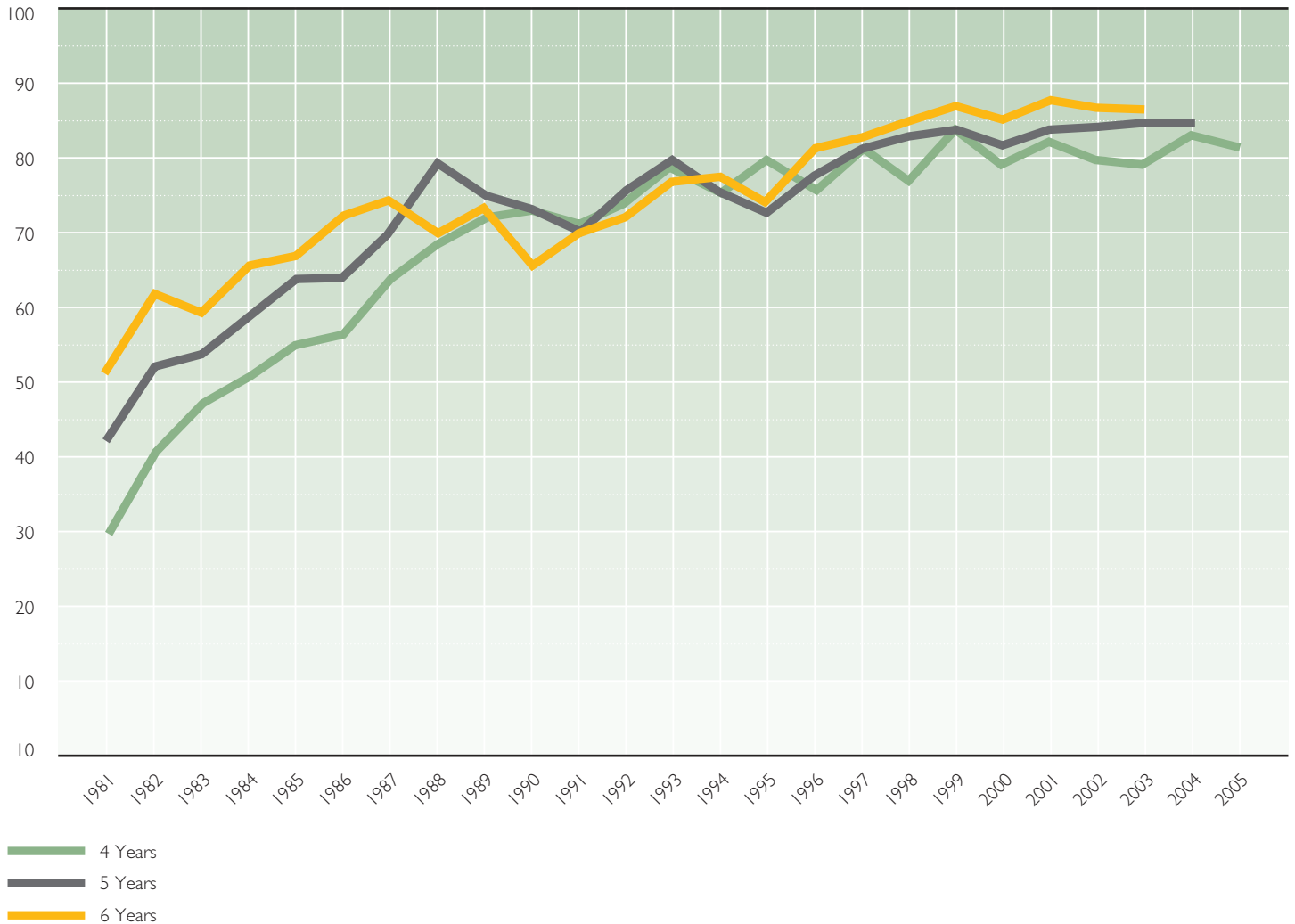
ESRC Submission Rate Survey

Overall PhD Submission Rate Figures – 4, 5 and 6 year rates

% of theses submitted within	1981	1982	1983	1984	1985	1986	1987	1988	1989	1990	1991	1992	1993
4 years	29	40	47	51	55	57	64	69	73	73	71	75	80
5 years	42	52	54	59	64	64	70	79	75	73	70	75	79
6 years	52	62	59	66	67	73	75	70	74	66	70	73	78
% of theses submitted within	1994	1995	1996	1997	1998	1999	2000	2001	2002	2003	2004	2005	
4 years	76	80	76	81	77	84	80	82	80	79	83	81	
5 years	75	73	78	81	83	84	82	84	84	85	85		
6 years	78	74	82	83	85	87	86	88	87	86			

Percentage of theses submitted

4, 5 and 6 year PhD Submission Rates



VITAL STATISTICS: KNOWLEDGE TRANSFER

Knowledge Transfer Partnerships

Knowledge Transfer Partnerships (KTPs) is one of the largest schemes funded as part of the ESRC's commitment to Knowledge Transfer. The scheme's mission is to strengthen the competitiveness and wealth creation of the UK by enabling research organisations to apply their research knowledge to important business and organisational issues. Through these collaborative partnerships, UK businesses, public and third sector organisations can benefit from knowledge, technology and skills that reside within Higher Education Institutions (HEIs).

The Knowledge Transfer Partnerships scheme is funded by the Technology Strategy Board with seventeen other funding organisations. In addition to the ESRC, other Research Councils are also involved as are the Welsh Assembly Government, the Scottish Government and Invest Northern Ireland. The scheme is currently managed by a contracted company, AEA. In addition to the grant funding, the participating business/organisational partner also contributes to each project. The ESRC contribution to the scheme in 2009/2010 was £1,341,790.

Virtually all ESRC KTPs are now co-funded with at least one other funding organisation, which has enabled the ESRC to support a greater number of projects. The following list gives details of new Knowledge Transfer Partnerships that were funded by the ESRC during the year 2009/10. The duration of the project is usually for two years and there are currently 153 ESRC-funded projects, 89 of which started this year. This includes a number of KTPs supported as part of the ESRC's Capacity Building Clusters. Thirty-two of these new partnerships were with a business organisation.

Knowledge Transfer Partnerships 2009-2010

*Partnership region is based on the location of the collaborating organisation

KNOWLEDGE PARTNER	ORGANISATION	REGION*	CO-SPONSOR	ESRC CONTRIBUTION
University of Aberdeen	Co-operative Education Trust Scotland	Scotland	Scottish Government	£36,486
University of Aberdeen	Monitor Management Control Systems Limited	Scotland	TSB, Scottish Government	£19,148
Aston University	The British Association of Social Workers	West Midlands	TSB	£43,949
Aston University	Warwickshire Police	West Midlands	TSB	£34,049
Aston University	Altruist Medical Limited	West Midlands	TSB	£43,075
University of Bath	Oxford Policy Management Limited	South East of England	TSB	£21,739
Birmingham City University	The British Association of Social Workers	West Midlands	TSB	£36,584
Birmingham City University	Sandwell Primary Care Trust	West Midlands	TSB	£27,668
University of Brighton	Age Concern (Eastbourne) Limited	South East of England	TSB	£21,194
University of Brighton	AT Carr, LJ Possegger and HM Possegger Partnership	South East of England	TSB	£37,677
University of Brighton	Ferring Country Centre Limited	South East of England	TSB	£38,148
Brunel University	OptiRisk Systems Limited	London	TSB	£16,281
Buckinghamshire New University	West Oxfordshire Locality Group	South East of England	TSB, DH	£36,300
Buckinghamshire New University	Serious Brands Limited	East of England	TSB	£29,494
Canterbury Christ Church University	Kent Children's Fund Network	South East of England	TSB	£18,150
Canterbury Christ Church University	Oxleas NHS Foundation Trust	South East of England	TSB	£12,976
University of Central Lancashire	The British Dietetic Association	West Midlands	TSB, DH	£20,849
University of Chester	Jets Basketball Club Limited	North West of England	TSB, DH	£19,623

VITAL STATISTICS: KNOWLEDGE TRANSFER

Knowledge Transfer Partnerships

Knowledge Transfer Partnerships 2009-2010

*Partnership region is based on the location of the collaborating organisation

KNOWLEDGE PARTNER	ORGANISATION	REGION*	CO-SPONSOR	ESRC CONTRIBUTION
City University	Walton-on-Thames Charity	South East of England	TSB	£20,813
City University	Truestone Asset Management Plc	London	TSB	£43,022
University of Cumbria	Brathay Trust	North West of England	TSB	£36,300
De Montfort University	Cope Children's Trust	East Midlands	TSB	£15,799
De Montfort University	Rural Community Council	East Midlands	DEFRA, NERC	£20,735
De Montfort University	Leicester Arts Centre Limited	East Midlands	TSB, AHRC	£16,810
University of Durham	FACE Recording and Measurement Systems	East Midlands	TSB	£22,194
University of Durham	Business and Enterprise North East Limited	North East of England	TSB	£32,842
Edinburgh Napier University	Wren & Bell Structural Civil & Environmental Consultants	Scotland	TSB, Scottish Government	£18,116
University of Essex	Tendring District Council	East of England	TSB, DH	£17,673
University of Glamorgan	Cardiff Council	Wales	TSB	£12,100
University of Greenwich	Metro Centre Limited	London	TSB	£40,242
University of Greenwich	Sunlight Development Trust Limited	South East of England	TSB	£28,211
University of Greenwich	Greenwich Primary Care Trust	London	TSB	£20,121
University of Greenwich	Widehorizons Outdoor Education Trust	London	TSB	£40,242
Heriot-Watt University	ARK Housing Association Limited	Scotland	TSB, Scottish Government	£17,207
Kingston University	Cultural Innovations Limited	London	TSB	£41,652
University of Leeds	Leeds Partnerships NHS Foundation Trust	Yorkshire and the Humber	TSB, DH	£30,346
University of Lincoln	Children's Links	East Midlands	TSB	£36,300
University of Lincoln	Hill Holt Wood Limited	East Midlands	TSB	£18,150
Liverpool Hope University	The National Skills Academy for Nuclear Limited	North West of England	TSB, NWDA	£20,167
London South Bank University	The Royal National Institute of Blind People	London	TSB	£32,896
London South Bank University	Daycare Trust	London	TSB	£46,895
London South Bank University	The Institute for Optimum Nutrition	London	TSB	£44,080
London South Bank University	Bright Red Dot Foundation	London	TSB	£22,040
London South Bank University	Eurotalk Limited	London	TSB	£44,080
London South Bank University	The Royal National Institute for Deaf People	London		£80,791

Knowledge Transfer Partnerships 2009-2010

*Partnership region is based on the location of the collaborating organisation

KNOWLEDGE PARTNER	ORGANISATION	REGION*	CO-SPONSOR	ESRC CONTRIBUTION
The University of Manchester	Bradford and Airedale Teaching Primary Care Trust	Yorkshire and the Humber	TSB	£15,619
Manchester Metropolitan University	Weaver Vale Housing Trust	North West of England	TSB	£12,100
Manchester Metropolitan University	PJ Douglas Engineering Limited	North West of England	TSB	£36,300
Middlesex University	The London Early Years Foundation	London	TSB	£39,050
Middlesex University	Social Enterprise East Midlands	East Midlands	TSB	£27,362
University of Newcastle upon Tyne	International Correspondence Schools Limited	Scotland	TSB	£17,310
University of Newcastle upon Tyne	North Tyneside Council	North East of England	TSB	£31,500
University of Newcastle upon Tyne	Newcastle Upon Tyne Hospitals NHS Foundation Trust	North East of England	TSB, DH	£15,750
University of Northumbria at Newcastle	Age Concern Newcastle Upon Tyne	North East of England	One NE	£39,444
University of Northumbria at Newcastle	Sports Aid Trust	North East of England	TSB, One NE	£20,478
Nottingham Trent University	The Fire Fighters Charity	South East of England	TSB	£21,531
Nottingham Trent University	Nottingham City Homes Limited	East Midlands	TSB	£15,908
University of Oxford	Association of Convenience Stores Limited	South East of England	TSB	£40,200
Oxford Brookes University	InterContinental Hotels Group Plc	London	TSB	£24,333
Oxford Brookes University	InterContinental Hotels Group Plc	London	TSB	£16,222
Oxford Brookes University	Oxfordshire County Council	South East of England	TSB	£37,405
University of Plymouth	Plymouth Hospitals NHS Trust	South West of England	TSB, DH	£30,708
University of Plymouth	St Luke's Hospice	South West of England	TSB, DH	£41,315
Queen's University Belfast	Parents' Education as Autism Therapists	Northern Ireland	TSB	£41,456
Queen Margaret University	2gether NHS Foundation Trust	South West of England	TSB	£13,654
University of Reading	Swanswell Charitable Trust	West Midlands	TSB, DH	£41,092
University of Reading	SportsCover Direct Limited	South East of England	TSB	£20,412
University of Reading	Ellas Kitchen (Brands) Limited	South East of England	TSB	£50,472
University of Salford	British Broadcasting Corporation	North West of England	TSB, NWDA	£9,186
University of Salford	Fusion 21 Limited	North West of England	NWDA	£77,826
University of Salford	National Association for Gambling Care, Educational Resource	London	TSB	£21,500
University of Salford	Killgerm Group Limited	Yorkshire and the Humber	TSB	£40,093

VITAL STATISTICS: KNOWLEDGE TRANSFER

Knowledge Transfer Partnerships

Knowledge Transfer Partnerships 2009-2010

*Partnership region is based on the location of the collaborating organisation

KNOWLEDGE PARTNER	ORGANISATION	REGION*	CO-SPONSOR	ESRC CONTRIBUTION
Sheffield Hallam University	Barnsley Metropolitan Borough Council	Yorkshire and the Humber	TSB	£30,250
University of Southampton	Southampton University Hospitals NHS Trust	South East of England	TSB, DH	£15,000
University of St Andrews	Scottish Screen	Scotland	TSB	£20,089
University of Stirling	NHS Quality Improvement Scotland	Scotland	TSB, Scottish Government	£22,078
University of Stirling	MacRobert Arts Centre Limited	Scotland	TSB, Scottish Government	£28,106
University of Strathclyde	Scottish Trade Union Congress	Scotland	TSB, Scottish Government	£27,364
University of Surrey	Surrey Care Association Limited	South East of England	TSB	£20,517
University of Sussex	Newhaven Community Development Association Limited	South East of England	TSB	£36,267
University of Ulster	Belfast Giants Limited	Northern Ireland	TSB	£36,300
University of Ulster	Belfast Giants Limited	Northern Ireland	TSB	£36,300
University of Ulster	Groundwork Northern Ireland	Northern Ireland	TSB	£18,150
University of Warwick	Middlemarch Environmental Limited	West Midlands	TSB	£44,926
University of the West of England	Willis Newson Limited	South West of England	TSB, DH	£20,197
University of Wolverhampton	Wolverhampton City Primary Care Trust	West Midlands	TSB	£36,300
University of Wolverhampton	Walsall Metropolitan Borough Council	West Midlands	TSB	£15,125
University of Wolverhampton	Bryn Melyn Care	West Midlands	TSB	£18,513
York St John University	City of York Council	Yorkshire and the Humber	TSB	£15,125

Knowledge Transfer Partnership Sector Trends: New Partnerships by Year (Percentage figures represent the proportion of total partnerships by each sector)

Sector	2003-04	2004-05	2005-06	2006-07	2007-08	2008-09	2009-10
Public	11 (46%)	8 (50%)	10 (48%)	12 (46%)	12 (40%)	23 (40%)	21 (24%)
Private	12 (50%)	7 (44%)	7 (33%)	9 (35%)	11 (37%)	15 (26%)	32 (36%)
Voluntary*	1 (4%)	1 (6%)	4 (19%)	5 (19%)	7 (23%)	19 (33%)	36 (40%)
Totals	24	16	21	26	30	57	89

*The voluntary sector includes social enterprise organisations

VITAL STATISTICS: KNOWLEDGE TRANSFER

Knowledge Transfer Partnerships

Knowledge Transfer Partnership Regional Trends: New Partnerships by Year

Region	2003-04	2004-05	2005-06	2006-07	2007-08	2008-09	2009-10
South East	2	2	3	2	3	11	17
South West	1	2	2	2	6	7	4
London	3	0	0	6	1	9	16
Wales	0	2	3	2	3	2	1
East	0	1	1	0	1	0	2
East Midlands	0	0	1	0	1	2	8
West Midlands	3	2	2	1	0	2	11
North West	6	1	2	4	3	9	7
North East	1	2	4	3	4	4	5
Yorkshire and Humberside	5	2	2	1	1	5	5
Scotland	3	2	1	5	7	5	9
Northern Ireland	0	0	0	0	0	1	4
Total	24	16	21	26	30	57	89

VITAL STATISTICS: ESRC SOCIETY TODAY

ESRC Society Today Web Trends

ESRC Society Today is the ESRC's corporate website. From its launch in 2005 it has continued to evolve with enhancements to the design and structure of the site, as well as major functional developments to help users get the most out of the service.

Executive Analysis 2007-08, 2008-09 and 2009-10

ESRC site statistics

Visitor Summary	2007-08	2008-09	2009-10
Unique visitors	2,518,595	1,682,147	1,487,937
Visitors who visited once	1,940,830	1,353,951	1,221,733
Visitors who visited more than once	574,465	328,196	266,204
Average visits per visitor	2	3	2.26

Visit Summary

Visits	5,487,675	4,350,470	3,366,181
Average per day	14,878	11,854	9,455
Average visit length	00:10:47	00:19:50	00:37:13
Median visit length	00:01:12	00:00:45	00:01:22
International visits	83.78%	67.87%	62.70%
Visits of unknown origin	0.49%	0.04%	0.08%
Visits from the UK	15.73%	32.09%	37.23%

Page View Summary

Page views	66,624,852	107,632,750	88,333,879
Average per day	294,884	248,128	26.24
Average page views per visit	24.89	26.24	

The table above shows some of the key statistics for the ESRC Society Today website. As with all web statistics, these need to be interpreted carefully (eg number of visits based on IP addresses of computer).

Improvements to the site navigation and the signposting of content have enabled website visitors to find more of their information on their first visit. 2009/10 also saw the first use of alternative online communication channels for disseminating news, funding opportunities and events. Research has shown that the reduced number of visitors recorded to the ESRC Society Today website can be attributed to these two activities.

VITAL STATISTICS: DATA PROTECTION AND INFORMATION SECURITY

Personal Data-Related Incidents

The ESRC is committed to safeguarding information and personal data.

Incidents, the disclosure of which would in itself create an unacceptable risk of harm, may be excluded in accordance with the exemptions contained in the Freedom of Information Act 2000 or may be subject to the limitations of other UK information legislation.

Summary of protected personal data-related incidents formally reported to the Information Commissioner's Office in 2009-10

Date of Incident	Nature of Incident	Nature of data involved	Number of people potentially affected	Notification steps
N/A	N/A	N/A	N/A	N/A

Planned steps for the coming year include:

- audit of controls and procedures for handling information and data
- completion of a personal data asset register; to include descriptions of security arrangements for all personal data processed by the ESRC
- regular review of the ESRC risk register to ensure it is appropriate in relation to risks to personal data
- a rolling programme of information security monitoring and assurance will be developed under the council's risk management and Internal Audit Assurance Strategy
- written guidance to all staff about recognising and reporting information security incidents (and actions to take)
- data protection training for all new starters
- freedom of information training for all new starters
- regular updates and reminders to all staff about information security.

Summary of other protected personal data-related incidents in 2009-10

Incidents deemed by the Data Controller not to fall within the criteria for report to the Information Commissioner's Office but recorded centrally within the Department are set out in the table below. Small, localised incidents are not recorded centrally and are not cited in these figures.

Category	Nature of Incident	Total
I	Loss of inadequately protected electronic equipment, devices or paper documents from secured Government premises	0
II	Loss of inadequately protected electronic equipment, devices or paper documents	0
III	Insecure disposal of inadequately protected electronic equipment, devices or paper document from outside secured Government premises	0
IV	Unauthorised disclosure	0
V	Other	0

Year-on-year total numbers of protected personal data-related incidents prior to 2009-10

Total number of protected personal data-related incidents formally reported to the Information Commissioner's Office by category number

	I	II	III	IV	V	Total
2009-10	0	0	0	0	0	0
2008-09	0	0	0	0	0	0
2007-08	0	0	0	0	0	0

Total number of other protected personal data related incidents, by category number

	I	II	III	IV	V	Total
2009-10	0	0	0	0	0	0
2008-09	0	0	0	0	0	0
2007-08	0	0	0	0	0	0

VITAL STATISTICS: EXPENDITURE

Research and Training Expenditure 2009-10

Regional spend 2009/10

Region	Research £000	Training £000	Total £000
East Midlands	3,745	2,342	6,088
Eastern	20,279	4,312	24,591
London	35,212	12,091	47,303
North East	3,913	2,750	6,663
North West	9,367	5,179	14,546
Northern Ireland	1,825	132	1,957
Scotland	11,631	7,697	19,328
South East	19,061	8,579	27,640
South West	10,274	4,269	14,543
Wales	5,555	2,742	8,297
West Midlands	6,040	2,951	8,991
Yorkshire and Humberside	7,350	5,105	12,455
Other	756	0	756
Grand Total	135,009	58,150	193,159

Top 10 institutions by research expenditure



HEI	£000
University of Essex	12,179
Institute of Education	6,752
University of Oxford	6,213
The University of Manchester	5,940
University of Cambridge	5,767
London School of Economics and Political Science	5,500
University College London	5,112
Cardiff University	4,895
University of Edinburgh	4,511
University of Bristol	3,936
Total	60,806
% of Overall Total	45

Top 10 institutions by training expenditure



HEI	£000
University of Oxford	4,151
University of Edinburgh	3,802
University College London	3,235
The University of Manchester	2,832
University of Cambridge	2,588
University of Bristol	2,278
London School of Economics and Political Science	2,238
Cardiff University	2,215
University of Glasgow	1,964
University of Sheffield	1,755
Total	27,058
% of Overall Total	47

Top 10 institutions by overall expenditure for research and training



HEI	£000
University of Essex	13,026
University of Oxford	10,364
The University of Manchester	8,773
University of Cambridge	8,355
University College London	8,348
University of Edinburgh	8,313
London School of Economics and Political Science	7,738
Institute of Education	7,236
Cardiff University	7,111
University of Bristol	6,213
Total	85,475
% of Overall Total	44

FINANCIAL AND OTHER INFORMATION

Financial and other information
Remuneration report 2009-10

ACCOUNTS

Statement of Council's and Chief Executive's Responsibilities

Statement on Internal Control

The Certificate and Report of the Comptroller and Auditor General to the Houses of Parliament

Operating Cost Statement

Statement of Financial Position

Statement of Cash Flows

Statement of Changes to Taxpayers' Equity

Notes to the Accounts

77

EVALUATION

Reviewing the impact and quality of ESRC research

87

RCUK SHARED SERVICE CENTRE DEVELOPMENT

A single organisation administrative support service for all UK Research Councils

96

NOTES



FINANCIAL AND OTHER INFORMATION

FINANCIAL AND OTHER INFORMATION

- 1 The Economic and Social Research Council (ESRC) is an independent executive Non-Departmental Public Body established by Royal Charter in 1965 for the promotion of social science research. The Charter was subsequently amended in 1994 in the light of the Science White Paper *Realising Our Potential*.
- 2 The ESRC is funded primarily through grant-in-aid from the Department for Business, Innovation, and Skills (BIS).

PRINCIPAL OBJECTIVES

3 The Economic and Social Research Council's mission is to:

- promote and support by any means high-quality basic, strategic and applied research and related postgraduate training in the social sciences;
- advance knowledge and provide trained social scientists who meet the need of users and beneficiaries, thereby contributing to the economic competitiveness of the United Kingdom, the effectiveness of public services and policy, and the quality of life;
- provide advice on, and disseminate knowledge and promote public understanding of, the social sciences.

4 The ESRC's Strategic Objectives are:

- to maximise new research opportunities by supporting social science of the highest quality;
- to create research opportunities by identifying and pursuing new challenges for social science research;
- to strengthen our future research by training the next generation of social scientists and ensuring the health of social science disciplines;
- to provide the data and methods needed to meet future social science challenges;
- to engage with stakeholders by a full range of knowledge transfer and communication activities;
- to improve our performance on the basis of robust measurement;
- to maximise our participation in international research aimed at answering major social science questions.

5 In order for the ESRC to meet these objectives its work is organised in four areas:

- **Research:** To fund cutting-edge and excellent research that focuses on pushing back the frontiers of science and on areas of major national importance;
- **Capacity:** To ensure the availability of sufficient first-class capacity, including expert researchers, data and methodology, for the UK to undertake top-class social science;
- **Engagement:** To communicate research findings as widely as possible, to engage with our key stakeholders and to get research into practice;
- **Performance:** To evaluate the quality and impact of our funded research and perform our work efficiently and effectively.

RISK

- 6 ESRC has adopted a risk management strategy where controls and risk-bearing relate to all aspects of management, not purely financial matters.
- 7 It is ESRC's view that it should demonstrate leadership in the quest for innovation and in the setting of strategies to achieve it. Innovation, and the social science research which supports it, is by its nature involved with uncertainty and hence risky outcomes. In order to seize opportunities to increase the probability of achieving its purpose ESRC has to embrace risk enterprises. ESRC has a responsibility not just to control risk, but to ensure the proper opportunities are created to allow the achievement of unplanned potential. ESRC therefore has a particular concern to ensure that the framework for managing risk involves appropriate measures to promote and safeguard innovation
- 8 ESRC's capacity to handle risk and its risk and control framework can be found in ESRC's Statement on Internal Control.
- 9 ESRC's main risks are recorded and monitored on the corporate risk register. The key corporate risks relate to the maintenance of social science capacity, achieving excellence in commissioned research, sustaining ESRC's reputation and influence and effectiveness of delivery.
- 10 The core back office support for ESRC is now provided through the RCUK Shared Services Centre Ltd (SSC) facilities. Human Resources (HR), strategic procurement and IT went live in 2008/09, with Payroll going live in May 2009, Finance in November 2009 and Grants processing scheduled to go live in 2010/11. This major project is sponsored by the RCUK Executive Group and is being run under formal project and risk management processes, and is subject to Gateway review. In addition within ESRC the SSC implementation project is classed as a Business Critical project and thereby subject to Audit Committee review arrangements. A risk register is maintained and updated within the project framework.

FINANCIAL AND OTHER INFORMATION

STATUTORY BASIS

- 11 ESRC's accounts have been prepared in accordance with the Treasury Financial Reporting Manual (FREM) and the Accounts Direction, issued by the Secretary of State pursuant to Section 2(2) of the Science and Technology Act 1965. The accounts follow IFRS having due regard to the Council's status as a government body, with the 2009/10 accounts being the first full year prepared under IFRS.

FINANCIAL REVIEW OF THE YEAR

- 12 The Accounts for the year ended 31 March 2010 record a net expenditure of £211.1m compared with a net expenditure of £195.4m in 2008/09. The Government Funds as at 31 March 2010 showed a deficit of £23.7m compared to a deficit of £23.6m in 2008/09. Total Grant-in-Aid drawn down was £178.6m, of which £0.4m was deployed on capital expenditure. Capital expenditure was limited to IS developments and Assets in the Course of Construction in respect of the SSC.

Research expenditure has increased to £135.0m (£118.5m 2008/09), with Postgraduate Training decreasing to £58.1m (£59.6m 2008/09). The increase in research reflects an increase to ESRC's budget and subsequent new investments to strengthen the social science research base which are covered earlier in the Annual Report.

Funding from other bodies has increased to £30.8m (£27.9m 2008/09) reflecting an increase in collaborative funding on research investments.

The Statement of Financial Position records receivables of £19.9m (£24.0m 2008/09). The decrease in receivables was a result of prompt settlement from collaborative funders. The Statement of Financial position records payables of £59.3m (£58.5m 2008/09). This increase was due to a reclassification of debit balances within the Research Accrual figure.

SHARED SERVICES CENTRE

- 13 The seven Research Councils agreed to establish a Shared Service Centre (SSC), to be based in Swindon. The SSC was set up in 2007/08, following its incorporation as a limited company, (RCUK Shared Services Centre Ltd). The SSC will provide finance, grants, human resources, information systems, procurement and payroll operational services to each of the Councils and their institutes. The aim of the SSC is to reduce spending on administration through sharing and standardising processes across the councils.

- 14 There is a phased implementation plan for transferring the Councils' services, significant milestones in 2009/10 included:

- the launch of HR services on the Oracle platform to AHRC in April 2009, STFC in October 2009 and BBSRC in March 2010;
- the launch of Payroll services to ESRC and EPSRC in May 2009 and AHRC and STFC in December 2009;
- the launch of Finance and Operational Procurement to ESRC in November 2009 and EPSRC in December 2009.

Further rollout of HR, Payroll, Finance and system-related Procurement services across the other Research Councils is planned in 2010/11, along with the development and implementation of the research and postgraduate grants processing module.

- 15 During 2009/10 the Chief Executive Officer of ESRC was the project Senior Responsible Owner (SRO). The Councils have agreed to share the project development costs and ESRC's agreed share is 1.83%. These costs have been accounted for in ESRC's books as £379k expensed (note 8 to the Accounts), £995k as Assets in the Course of Construction (note 9a to the Accounts), £111k as Investment Assets accounted for as a Joint Venture under IAS 31 (note 10 to the Accounts) and £52k as provisions for SSC related redundancy and system termination costs (note 14 to the Accounts).

- 16 The transition to shared services is regarded as a business critical project and is referred to in the Statement on Internal Control.

GOING CONCERN

- 17 The Income and Expenditure Reserve at 31 March 2010 shows a deficit of £26.9m (£25.6m 2008/09). This reflects the inclusion of certain liabilities falling due in future years which will be met by future grant-in-aid from the ESRC's sponsoring department, the Department for Business, Innovation and Skills (BIS). This is because, under the normal conventions applying to parliamentary control over income and expenditure, such grants may not be issued in advance of need (note 1 (b) to the Accounts). Following the Comprehensive Spending Review the ring fenced settlement for Science does provide confidence for the continuing going concern of ESRC. No specific settlement for ESRC is likely to take place before January 2011.

EVALUATION

- 18** The ESRC places great emphasis on the evaluation of its research. The Research Evaluation Committee (REC) works independently from the Funding Boards to evaluate the impact and quality of ESRC research through a comprehensive review programme. The results inform Council's strategic decision-making and guide the Boards' investment decisions.

Project evaluations provide accountability for grant expenditure, and provide an early assessment of academic quality and research impact. The REC's analysis of project evaluation results contributes to Council's strategic planning, provides a track-record of project performance to support further funding decisions and feeds into policy evaluation work.

Evaluations of major investments (including Programmes, Networks and Centres) assess academic achievements and contributions to fields of study, impact on policymakers and practitioners, and the effectiveness of capacity development and research training. The results feed into the design of new phases of research and contribute to the development of research management practice.

Scheme evaluations assess the impact and effectiveness of different modes of ESRC funding. The results inform Council's strategy for supporting particular activities such as interdisciplinary collaborations, building new research capacity and supporting career development in different sections of the research community.

Impact and policy evaluations are a central feature of the evaluation system. This work includes benchmarking the international impact of UK social science, evaluating the economic and societal impact of ESRC research and reviewing aspects of research funding policy. The results help the Council to demonstrate the wider contribution of UK social science and the national and international impact of its own portfolio.

PAYMENT POLICY

- 19** ESRC observes the CBI's Code of Practice. The Council adheres to the principles of the Prompt Payers Code, and makes every effort to ensure compliance with the agreed terms of payment of creditors' invoices. An analysis of the Council's 2009/10 payment performance indicated that 93% (2008/09 95%) of invoices were paid in accordance with agreed contractual conditions or, where no conditions existed, within 30 days of the presentation of a valid invoice and 58% within 10 days (2008/09 no comparison available). The reduction in performance in 2009/10 reflected the migration to SSC including the transaction processing freeze.

EQUAL OPPORTUNITIES

- 20** The ESRC's policy on recruitment and selection is based on the ability of a candidate to perform the job regardless of gender, colour, ethnic or national origin, disability, age, marital status, sexual orientation or religion. Full and fair consideration is given to applications for employment from the disabled where they have the appropriate skills to perform the job. If disablement should occur during employment ESRC would make every effort to maintain employment and to ensure the availability of adequate retraining and career development facilities.

EMPLOYEE INVOLVEMENT

- 21** Information is provided to employees through the Oracle Knowledge Base, HR Updates, E-mail and the Intranet. Consultation with employees takes place through meetings of senior staff, the Joint Negotiating Consultative Committee, through bilateral, directorate, sectional meetings, and through working groups set up to look at specific organisational issues, and where appropriate through all-staff meetings.
- 22** All staff are made aware of the Delivery Plan and are then involved in developing and implementing Directorate and Personal objectives which flow from the Plan.
- 23** ESRC was successfully re-assessed against the new Investors in People standard in November 2008 which runs until 2011. The outcome was that the organisation continues to meet the requirements of the standard and therefore recognition is maintained for the next three years.
- 24** Details of the Research Councils' Pension Scheme (RCPS) are set out in Note 7c to the Accounts and details of the salary and pensions benefits of senior employees are included in the Remuneration Report.

FINANCIAL AND OTHER INFORMATION

HEALTH AND SAFETY

25 The ESRC policy is to set and maintain high standards of health and safety performance so as to ensure the health and safety of staff as well as that of others who may work in or visit the premises. To achieve this ESRC has a Health and Safety Policy Statement signed by the Chief Executive, the Trade Union Health and Safety representative and the ESRC's Health and Safety Advisor. The policy covers responsibilities, competencies, risks, controls, the provision of advice, performance measurement and staff consultation. The policy is accessible to all staff through SSC Knowledge database along with all health and safety guidance and procedures. ESRC also has a Health and Safety committee whose role is to review the adequacy of safety training and the supply of information, consider accident statistics and safety audit reports and to help the ESRC's Health and Safety Advisor carry out his/her duties.

SICKNESS ABSENCE

26 ESRC management continues to monitor absence on an ongoing basis with all sickness absences followed up by a return to work interview in line with ESRC's Sickness Absence policy. Persistent short term and long term absence is managed on a case by case basis often with support from an Occupational Health Physician. ESRC's sickness absence data is as follows with 2008/09 comparatives in brackets:

Total number of staff as at 31 March 2010	160 (140)
Total days lost to sickness	890 (843)
Average working days lost	5.5 (6.0)
Days lost to long term (28 days or more)	395/44% (188/22%)

The most common causes of absence are shown below:

Cause	Number of days lost	%
Headache/Migraine/Concussion	30	2.5
Depression/Stress	155.5	12
Cold/Flu	197.5	15
Post-operation recovery	210	16

The slight increase in total days lost is offset by an increase in staff numbers resulting in a lower figure for average working days lost. The increase in long term sick absence is due to several employees having post operation recovery which is reflected in an increased percentage making this the highest common cause of absence.

PUBLIC SECTOR INFORMATION HOLDER

27 Information required to be reported by the Economic and Social Research Council in respect of holding public sector information is included in the management commentary section entitled 'vital statistics: data protection and information security' on page 72.

ENVIRONMENTAL POLICY

28 ESRC is committed to following the joint Research Council Environmental Policy Statement which calls for:

- compliance with all relevant legislation;
- minimise the adverse impacts of new buildings, refurbishments;
- make efficient use of natural resources;
- operate effective arrangements for waste disposal and recycling;
- promote effective environmental supply management;
- work with staff to promote more economic forms of transport;
- provide appropriate information and training to new staff.

ESRC attends the cross Research Council Environmental Group which meets on a quarterly basis to discuss the environmental issues that affect Polaris House. Polaris House has ISO 14001 accreditation for the control of the impact to the environment of all the activities conducted on the Polaris House site. In order to satisfy and maintain the required standards a number of environmental targets and impacts have been agreed for review, assessment and improvement. These are:

- Waste Reduction
- Green Purchasing
- Green Transport
- Landscaping enhancement
- Reduction of CO₂/energy emissions.

AUDIT COMMITTEE

29 ESRC's Audit Committee is constructed of four members of Council plus two external co-opted members who provide additional academic and professional accountancy expertise. The number of members of Council on the Committee was increased during 2009/10, as approved by Council in February 2009. The Chairman of the Committee is a member of Council who does not chair any other Council Committee. The Committee meets at least three times a year to review internal and external audit matters, to generally consider Corporate Governance issues including the quality of internal control systems, and to review the ESRC's accounts.

AUDITORS

30 The internal auditors of ESRC are the Research Council Internal Audit Service with an audit plan being agreed and undertaken each year.

31 The accounts of the ESRC are audited by the Comptroller and Auditor General under the terms of paragraph 3(3) of Schedule 1 of the Science and Technology Act 1965. The audit fee covering 2009/10 was £55,600. There was no auditor remuneration for non-audit work.

32 So far as the Accounting Officer is aware, there is no relevant audit information of which the ESRC's auditors are unaware. The Accounting Officer has taken all the steps that he ought to have taken to make himself aware of any relevant audit information and to establish that ESRC's auditors are aware of that information.

18 November 2010



Paul Boyle
Accounting Officer

FINANCIAL AND OTHER INFORMATION

Remuneration Report 2009/10

Unaudited Information

REMUNERATION POLICY

- 1 The remuneration of the Chief Executive of ESRC and the Directors at Band 1 is decided by a Remuneration Panel chaired by the Director General of the Research Councils and approved by the BIS Permanent Secretary.
- 2 The performance of all other Directors is assessed annually by the Chief Executive and the Chair through the Staff Performance Management process. In the light of these assessments, performance related pay is made in accordance with provisions of the pay remit approved by BIS. There is no separate Remuneration Committee that considers the pay of other senior staff.
- 3 The remuneration of ESRC's Council members and Chairman is reviewed annually by BIS.

CONTRACTUAL POLICY

- 4 The Chief Executive was contracted for the period 1 January 2003 to 30 June 2010 with all Directors being permanent employees of the ESRC. During 2009/10 the Chief Executive worked full time however from 1 April 2010 the Chief Executive is working part-time.

A new Chief Executive was appointed on 1 September 2010. He is contracted for the period 1 September 2010 to 31 August 2014.

The Chief Executive and all Directors are subject to a notice period of 3 months and any compensation awarded for early termination is subject to the terms and conditions of the Research Council's Joint Superannuation Early Severance Scheme. The Chairman and Council members receive a letter of appointment from BIS and are not employees of the ESRC although remuneration is made through the ESRC payroll. The terms of appointment allow for members to resign from office by notice in writing to the Secretary of State. Members may also be removed from office by the Secretary of State on grounds of incapacity or misbehaviour or a failure to observe the terms and conditions of appointment.

Audited Information

SALARY AND PENSION ENTITLEMENTS

5 The following section provides details of the remuneration and pension interests of the Chief Executive, Directors and the ESRC Council members.

Remuneration and Pensions Interests for Chief Executive and Directors for 2009/10 (comparative figures for 2008/09 shown in brackets)

Chief Executive and Directors	Chief Executive	Director	Director	Director	Director	Director
Name	Prof I Diamond	Mr A Alsop	Drs. A Wissenburg	Mr P Sooben	Mr J Neathey	Mr B Hooper
Age at 31 March 2010	56	53	43	44	45	63
Sex	Male	Male	Female	Male	Male	Male
Service to 31 March 2010 (years)	7	21	6	21	19	14
Annual salary 2009/10 (£k)	130-135 (135-140)	65-70 (65-70)	65-70 (65-70)	60-65 (50-55)	55-60 (50-55)	55-60 (55-60)
% increase in salary from 2008/09	-9%	1%	-3%	5%	3%	3%
Benefits in Kind	– (–)	– (–)	– (–)	– (–)	– (–)	– (–)
Real increase in pension at 60 (£)	2,442 (4,746)	1,317 (430)	1,234 (1,023)	1,382 (2,221)	727 (2,412)	1,531 (2,713)
Related lump sum at 31 March 2010 (£)	– (–)	76,598 (72,646)	– (–)	30,334 (29,569)	41,778 (39,596)	82,571 (77,978)
Total annual accrued pension at 60 at 31 March 2010 (£)	59,830 (57,388)	25,533 (24,215)	7,243 (6,009)	17,310 (15,928)	13,926 (13,199)	27,524 (25,993)
Cash equivalent of transfer values at 31 March 2009 (£)	999,228 (860,705)	459,960 (421,059)	69,329 (53,789)	212,100 (171,591)	193,147 (147,467)	588,822 (515,441)
Cash equivalent of transfer values at 31 March 2010 (£)	1,165,593 (1,012,846)	546,183 (466,906)	94,335 (70,485)	258,650 (215,635)	229,953 (196,366)	649,721 (594,209)
Real increase in cash equivalent of transfer values (£)	43,251 (79,225)	27,176 (7,279)	13,732 (9,702)	17,284 (26,923)	11,165 (35,035)	34,144 (61,200)
Pension provider	RCPS	RCPS	RCPS	RCPS	RCPS	RCPS

6 Salary paid in 2009/10 includes gross salary; performance pay or bonuses; overtime; recruitment and retention allowances, responsibility allowances and any other allowance to the extent that it is subject to UK taxation. The average increase of salary for the above senior staff was 0%.

FINANCIAL AND OTHER INFORMATION

PENSIONS

7 Details of the Research Councils' Pension Scheme (RCPS) is included in Note 7 to the Accounts.

THE CASH EQUIVALENT TRANSFER VALUE (CETV)

8 A Cash Equivalent Transfer Value (CETV) is the actuarially assessed capitalised value of the pension scheme benefits accrued by a member at a particular point in time. The benefits valued are the member's accrued benefits and any contingent spouse's pension payable from the scheme. A CETV is a payment made by a pension scheme or arrangement when the member leaves a scheme and chooses to transfer the benefits accrued in their former scheme. The pension figures shown relate to the benefits that the individual has accrued as a consequence of their total membership of the pension scheme, not just their service in a senior capacity to which disclosure applies. The CETV figures include the value of any pension benefit in another scheme or arrangement which the individual has transferred to the Research Councils' pension arrangements and for which the RCPS has received a transfer payment commensurate with the additional pension liabilities being assumed. They also include any additional pension benefit accrued to the member as a result of their purchasing additional years of pension service in the scheme at their own cost.

THE REAL INCREASE IN THE VALUE OF THE CETV

9 This reflects the increase in CETV effectively funded by the employer. It takes account of the increase in accrued pension due to inflation, contributions paid by the employee (including the value of any benefits transferred from another pension scheme or arrangement) and uses common market valuation factors for the start and end of the period.

COUNCIL MEMBERS REMUNERATION

- 10 Council members and chairmen receive an honorarium in recognition of their service to ESRC, together with a refund of their reasonable expenses. The rate of honorarium is set by BIS. Council members are not employees of ESRC and the appointments are not pensionable. Members of Council who are civil servants are not entitled to receive an honorarium.
- 11 The following table details the period of appointment covering each Council member who served on the Council during 2009/10 along with the remuneration received for that period.

2009/10 remuneration for Council Members (comparative 2008/09 figures in brackets)

Name	Period of Appointment	Remuneration £k
Dr Alan Gillespie – Chair of Council	01/06/09 – 31/07/13	10-15 (-)
Professor Alan Alexander – Chair; Research Resources Board	01/08/03 – 31/07/09	0-5 (5-10)
Professor John Beath – Chair; Research Grants Board	01/08/09 – 31/07/12	5-10 (-)
Mr Martin Brookes – Chair; Audit Committee	01/08/07 – 31/07/10	5-10 (5-10)
Professor Ann Buchanan	01/08/07 – 31/07/10	5-10 (5-10)
Professor Charlie Jeffery – Chair; Strategic Research Board	01/08/05 – 31/07/11	5-10 (5-10)
Professor Malcolm Grant*	08/02/08 – 31/07/11	5-10 (5-10)
Mr Paul Grice	26/10/09 – 31/07/12	0-5 (-)
Professor Michael Lamb – Chair; International Advisory Group	01/08/06 – 31/07/11	5-10 (5-10)
Professor Andrew Pettigrew – Chair; Research Evaluation Committee	21/10/04 – 20/10/10	5-10 (5-10)
Professor Carol Propper – Chair; Research Grants Board	01/08/05 – 31/07/09	0-5 (5-10)
Mr David Ramsden**	05/02/08 – 31/01/12	- (-)
Professor Judith Rees – Chair; Training and Development Board	01/08/04 – 31/07/10	5-10 (5-10)
Mr David Walker	01/02/07 – 31/07/12	5-10 (5-10)

Following Lord Turner's relinquishment of the Chair appointment, Professor Diamond took up the role of temporary Chair up to the appointment of Dr A Gillespie as the new Chair in June 2009. In taking on this responsibility, as advised to the ESRC Council at its October 2008 meeting, Professor Diamond instituted additional processes under which Professor Alexander, a member of ESRC's Council, agreed to deal with any appeals and issues which could be deemed to potentially lead to conflict of interests between the role of Chief Executive and Chair. In addition Professor Diamond established a process for other issues to be jointly discussed at bi-monthly meetings to be held by him with both Professor Alexander and Mr Brookes, who was an ESRC Council member, as well as being Chair of ESRC's Audit Committee during 2009/10.

*Remuneration gifted to charity.

**Remuneration not payable as member works in the Civil Service.

18 November 2010



Paul Boyle
Accounting Officer

ACCOUNTS

Statement of Council's and Chief Executive's Responsibilities

Under paragraph 3 of Schedule 1 to the Science and Technology Act 1965 the Council is required to prepare a statement of account for each financial year in the form and on the basis directed by the Secretary of State with the consent of the Treasury. The accounts are prepared on an accruals basis and must show a true and fair view of the Council's state of affairs at the year end and of its income, expenditure, losses and cash flows for the financial year.

In preparing the accounts, the Accounting Officer is required to comply with the requirements of the *Government Financial Reporting Manual* and in particular to:

- observe the accounts direction issued by the Secretary of State, including the relevant accounting and disclosure requirements, and apply suitable accounting policies on a consistent basis;
- make judgements and estimates on a reasonable basis;
- state whether applicable accounting standards as set out in the *Government Financial Reporting Manual* have been followed and disclose and explain any material departures in the financial statements;
- prepare the financial statements on the going concern basis, unless it is inappropriate to presume that the Council will continue in operation.

The Accounting Officer for the Department for Business Innovation, and Skills has designated the Chief Executive of the Economic and Social Research Council as the Accounting Officer for the ESRC. The responsibilities of an Accounting Officer, including responsibility for the propriety and regularity of the public finances for which he is answerable, for the keeping of proper records and for safeguarding the Council's assets, are set out in the 'Non-Departmental Public Bodies' Accounting Officers' Memorandum, issued by HM Treasury and published in *Managing Public Money*.

Economic and Social Research Council Statement on Internal Control

SCOPE OF RESPONSIBILITY

As Accounting Officer, I have responsibility for maintaining a sound system of internal control that supports the achievement of ESRC's policies, aims and objectives, as approved by Council, whilst safeguarding the public funds and ESRC assets for which I am personally responsible, in accordance with the responsibilities assigned to me in *Managing Public Money*.

THE PURPOSE OF THE SYSTEM OF INTERNAL CONTROL

The system of internal control is designed to manage risk to a reasonable level rather than to eliminate all risk of failure to achieve policies, aims and objectives; it can therefore only provide reasonable and not absolute assurance of effectiveness. The system of internal control is based on an ongoing process designed to identify and prioritise the risks to the achievement of ESRC's policies, aims and objectives, to evaluate the likelihood of those risks being realised and the impact should they be realised, and to manage them efficiently, effectively and economically. The system of internal control has been in place in ESRC for the year ended 31 March 2010 and up to the date of approval of the annual Report and Accounts, and accords with HM Treasury guidance.

CAPACITY TO HANDLE RISK

ESRC has a Risk Champion at Director level who co-ordinates and leads on risk issues. Risk champions have also been appointed at Directorate level who have a similar devolved responsibility. It is ESRC's policy to assign responsibilities to staff with appropriate skills to manage risk aspects of their work. ESRC's core business involves the commissioning of research, and research training, and ESRC operates a risk management framework which draws upon engagement of expert advice from leading members of UK and International Researchers, and user communities across the UK. This is applied extensively to underpin ESRC scientific decision-making.

RISK AND CONTROL FRAMEWORK

Under the policy approved by Council, ESRC's framework embeds risk management via:

- Council itself, which approves the risk policy and oversees the framework and high level risks;
- Council's Audit Committee, which assesses risk management processes and reports to Council;
- The Chief Executive and Directors of the major functions, who are responsible for identifying and managing risks;
- Devolved risk management responsibilities held by staff within the Directorates.

General risk awareness is made available to staff through issued guidance and the corporate induction, with more detailed training in risk assessment and management being provided to the Directorate 'risk champions' which has extended the skill base across ESRC. This Group meets regularly to share issues and consider ways of continuously developing and enhancing the risk management framework. During 2009/10 the Group has been undertaking the review of the risk management framework.

There are also regular weekly Directors and quarterly Senior Management Team meetings that, where appropriate, include discussion of risk aspects of ongoing and new business developments. Quarterly Directorate reports are also, where appropriate, supported by updating of Directorate Risk Registers. From 2010/11 Risk Registers will formally be included with quarterly Directorate reports twice a year and reviewed by Directors.

During 2009/10, Directors commissioned a review of the risk management framework and improved integration of risk registers. A corporate project is under way to achieve this, with membership from Directorate risk champions. The group is due to report to Directors in 2010/11 and initial findings are that the framework adopted by ESRC is robust, although improved IT support is expected to be put in place.

ESRC operates largely within a low risk environment where the bulk of operational expenditure occurs within the Higher Education environment, which largely operates within a control framework subject to public sector oversight. ESRC has established a register of risks, and these risks have been evaluated, to include consideration of the desired level of risk appetite having regard to ESRC strategies and priorities; controls have been assessed and responsibilities for management of risks assigned at various levels. The key corporate risks covered by the Strategy relate to the maintenance of social science research capacity, achieving excellence in commissioned research, sustaining ESRC's reputation and influence and effectiveness of delivery.

ACCOUNTS

Principal processes in place for identifying, evaluating, and managing risk are:

- maintenance of a Corporate Risk Register;
- regular review of risks by the Directors;
- establishment of Directorate Risk registers;
- development project proposals incorporate risk evaluations, and implementation plans include risk registers to manage project risks;
- progress reports to the Directors on the status of key projects;
- annual stewardship returns and reports from ESRC Directors on their operation of devolved systems and management of risk;
- peer review processes covering the conduct of ESRC core business of commissioning of research;
- ESRC Scientific Advisory Board papers include explicit reference to risk assessments;
- annual validation procedures conducted on a Cross Council basis to oversee regularity of research expenditure at Research Organisations. This is achieved through a set of processes coordinated by RCUK in the form of the Funding Assurance Programme, Quality Assurance and Validation of TRAC compliance, and the development of a new transparent approach to costing compliance testing methodology;
- monitoring/reporting arrangements on business critical projects:
 - Understanding Society. This project is establishing a major new longitudinal study of the UK population across 40,000 households;
 - Birth Cohort Facility Project. This Project is establishing a new birth cohort study of 90,000 babies in 2012 and a Cohort Resources Facility to coordinate the work of the existing UK Birth Cohorts;
 - Shared Service Centre implementation.
- those relating to Venture funding which include the requirement for a risk assessment for all proposals put to Directors;
- corporate project management guidance.

In addition, for its large 5 year Research and Resource Centre investments, which are commissioned at Research organisations, ESRC grant conditions require each Centre to establish a Risk register which is subject to ESRC oversight. These requirements offer additional assurance in a key area of funded expenditure.

FRAUD CONTROL

ESRC's fraud policy, response plan and whistle blowing policy are made aware to all new members of staff as part of the induction process. Fraud guidance is available to all staff on the Intranet ensuring that there is an awareness of their responsibilities to report fraud and the process by which to do so. During 2009/10 no instances of fraud were reported.

CROSS COUNCIL RISK MANAGEMENT

A cross research council Risk Awareness Network Group has been established by RCUK which meets on a 6 monthly basis to support sharing of knowledge and approaches to risk management across the Research Councils. This now includes membership of RCUK SSC Ltd.

RCUK SHARED SERVICE CENTRE DEVELOPMENT

The Shared Service Centre (SSC) implementation is a business critical project that is intended to deliver a single organisation administrative support service for all UK Research Councils. This includes the main administrative activities in Human Resources, Payroll, Finance and procurement, IT and Grants Processing. ESRC migrated Human Resources to SSC in February 2009, Payroll in May 2009 and Finance and Operational Procurement in November 2009. ESRC monitors and manages risks associated with the integrity of data maintained by the SSC, the service provided by SSC and the development of the new Grants Processing System.

All financial controls in ESRC remained unchanged up to the migration of Finance and Procurement in November 2009. The decisions to migrate functions were joint decisions between ESRC and SSC, and were taken on assurance that the SSC systems and processes were sufficiently robust to provide support services to ESRC. Grants Processing is due to migrate to SSC in 2010/11. The controls within the grants module remain unchanged. The interim interface between ESRC's grants system and Oracle which passes transaction details on payments due has been tested by ESRC who are satisfied that the interface is robust and that the transactions are handled within a controlled environment.

Following ESRC's Migration to Oracle Finance, a number of process and technical issues have emerged which have been and continue to be addressed by the Service Review Group comprising representatives of all migrated Councils together with SSC Ltd as a customer and the SSC service delivery team. All known issues have been captured to form an orderly focus for resolution and a basis for entry into full service delivery. Examples of issues are suppliers set up incorrectly, remittance advices not being issued and the inability to make foreign payments without manual intervention.

The planned pre-recess sign-off of the Annual Report and Accounts for ESRC was delayed this year due to the full implementation of reporting and control processes taking longer than expected. This, along with a delayed interaction with SSC, resulted in the late agreement of payroll and bank reconciliations. Further issues arose in respect of difficulties in agreeing related party and other transactions between the Research Councils and the RCUK Shared Services Centre Ltd owing to weaknesses in the robustness of some information. The specific issues on payroll and bank reconciliations have now been resolved. Plans are also now in place to address the issues around related party transactions to avoid delays in the future.

During 2009-10 SSC has put considerable effort into establishing the security and controls framework now in operation. Following migration, it became apparent that more work was required to provide the Research Councils' Internal Audit Service with the assurances to validate the security and controls framework within the Shared Services Centre. To compensate for the limited assurance available on the security and controls framework within the Shared Services Centre, ESRC have implemented additional internal controls and checks. For example, the management information provided to ESRC is incomplete at the present time. To compensate for this, ESRC has created bespoke financial reports from raw data extracted from Oracle Finance by ESRC Finance to ensure that we can continue to meet our financial reporting obligations. Additional checks around coding and postings are also undertaken. These and other mitigating controls will be maintained until RCIAS obtain satisfactory assurance on the security and controls framework within the Shared Services Centre.

ACCOUNTS

The ESRC has the following key control and assurance areas:

- Governance and risk management of the implementation project is provided by the RCUK SSC Project Board on behalf of the Research Councils. The Board is comprised of representatives of each Council, SSC Ltd and a number of independent members, which was chaired by the ESRC Chief Executive during 2009/10.
- SSC Ltd has a Board of Directors and Audit Committee which provides corporate governance framework in line with statutory and best practice requirements. Directors have been appointed by Research Councils as shareholders, with the ESRC nominee being ESRC's Director of Finance, who is also a member of the SSC Ltd Audit Committee.
- As a stakeholder in this project ESRC has its own Project Board which manages its participation and associated risks in the project. The high level risks and mitigation strategies are regularly scrutinised by ESRC's Directors Group. Governance arrangements are regularly monitored by ESRC's Audit Committee.
- Internal audit assurance has been provided on the RCUK SSC Ltd business operations (supporting that company's annual Statement on Internal Control), the readiness of each Research Council to transfer to SSC live operations and independent assurance on project delivery.
- A comprehensive internal audit strategy relating to the RCUK SSC project and operations for 2010/11 and beyond has been developed. A feature of this strategy is that the control framework operating within the Enterprise Resource Planning platform and the interfaces with the respective Research Councils will be tested end to end after the implementation of the solution.
- The Internal Audit report on SSC Payroll, issued on 30 March 2010, provided Limited Assurance. As regards ESRC assurance, reconciliations have been undertaken by Finance between staffing and aggregate payments made sufficient to give assurance on expenditure. In addition, control processes involving retained HR and SSC HR remain in place to ensure that only approved pay and pay adjustments can be actioned. In overall terms adequate assurance is considered to exist that recorded pay expenditure is correct and proper.

BUSINESS CONTINUITY

ESRC has a Business Continuity Plan and a Business Continuity Team made up of key personnel from across all ESRC's business and support areas.

To facilitate consideration of potential threats to business continuity, and integration with cross-council and IT-specific disaster recovery plans, risks have been grouped into the following categories:

- Disruption of Non-IT infrastructure;
- Disruption of IT infrastructure;
- Information systems.

A number of different scenarios, under each of these headings, have been identified and analysed. Where applicable, specific contingency arrangements and disaster recovery strategies have been determined for incidents.

The following elements of the plan have been identified as critical and are tested and reviewed as appropriate. Testing of the Business Continuity plan has taken place in previous years and it is intended to consider whether an exercise would be appropriate in 2010/11:

- Emergency Response;
- Disaster Recovery;
- Contingency Arrangements.

The Business Continuity Plan has been approved by the Executive Directors' Group, and has also received the endorsement of ESRC's Audit Committee. It is also subject to independent review, on a regular basis, by the Research Councils' Internal Audit Service.

CHAIR OF ESRC COUNCIL

Professor Diamond was appointed as Chief Executive and Deputy Chair of ESRC, and as previously reported within the 2008/09 Annual Report and Accounts, upon Lord Turner's relinquishment of the Chairmanship in September 2008, he took up the role of temporary Chair up to the appointment of Dr Alan Gillespie as the new ESRC Chair - whose appointment was effective from June 2009. In taking on these interim responsibilities, as advised to the ESRC Council at its October 2008 meeting, he established additional processes under which Professor Alexander (who served as a member of ESRC's Council throughout 2008/09 and up until July 2009), agreed to deal with any appeals and issues which could be deemed to potentially lead to conflict of interests between his role of Chief Executive and acting Chair. Professor Diamond also established a process for other issues to be jointly discussed at bi-monthly meetings he held with both Professor Alexander and Mr Brookes, who is also an ESRC Council member, as well as being Chair of ESRC's Audit Committee. These arrangements were discontinued following the new Chair's appointment.

NEW CHIEF EXECUTIVE

On 1 September 2010 I was appointed as the new ESRC Chief Executive. I received briefings from the ESRC Finance Director, Professor Diamond and also the Deputy Chief Executive as additional assurance to allow me to sign off the Annual Accounts.

REVIEW OF EFFECTIVENESS

As Accounting Officer, I also have responsibility for reviewing the effectiveness of the system of internal control. My review of the effectiveness of the system of internal control is informed by:

- regular reports by ESRC's internal audit including the Head of Internal Audit's independent opinion on the adequacy and effectiveness of ESRC systems of internal control. All completed ESRC specific audits undertaken during 2009/10 received an assurance rating of 'Substantial Assurance'. Areas covered are as follows:
 - Business Critical Projects – Understanding Society
 - RCUK Transition Assurance and Readiness – Stage 3 – Readiness for Service (2)
 - Controls Assurance Framework
 - Scientific Fraud and Ethics
- ESRC Executive Directors' Group members who have responsibility for the development and maintenance of the internal control framework, and who provide annual reports on their stewardship and management of risk within their Directorates;
- comments made by the external auditors in their management letter and other reports;
- the Audit Committee's review of internal controls and risk management processes;
- research award validation procedures under the Cross Research Council annual Funding Assurance Programme which provide assurance on the regularity of research project expenditure at Universities and other research bodies;
- Measures in place at a cross Research Council level to obtain assurance on the operation of Transparent Approach to Costing at Universities supporting cost data used in Full Economic Costing of funded research proposals.

I have been advised by the Council and the Audit Committee on the implications of the result of my review of the effectiveness of the system of internal control. A plan is in place to address weaknesses and ensure continuous improvement of the system.

CONTROL ISSUES

The internal control system provides confidence that the risk is managed to a reasonable level and I can provide assurance that it supports the achievement of the ESRC's policies, aims and objectives.

18 November 2010



Paul Boyle
Accounting Officer

ACCOUNTS

The Certificate and Report of the Comptroller and Auditor General to the Houses of Parliament

I certify that I have audited the financial statements of the Economic and Social Research Council for the year ended 31 March 2010 under the Science and Technology Act 1965. These comprise the Operating Cost Statement, the Statement of Financial Position, the Statement of Cash Flows, the Statement of Changes in Taxpayers' Equity and the related notes. These financial statements have been prepared under the accounting policies set out within them. I have also audited the information in the Remuneration Report that is described in that report as having been audited.

RESPECTIVE RESPONSIBILITIES OF THE COUNCIL, CHIEF EXECUTIVE AND AUDITOR

As explained more fully in the Statement of Chief Executive Responsibilities, the Chief Executive is responsible for the preparation of the financial statements and for being satisfied that they give a true and fair view. My responsibility is to audit the financial statements in accordance with applicable law and International Standards on Auditing (UK and Ireland). Those standards require me and my staff to comply with the Auditing Practices Board's Ethical Standards for Auditors.

SCOPE OF THE AUDIT OF THE FINANCIAL STATEMENTS

An audit involves obtaining evidence about the amounts and disclosures in the financial statements sufficient to give reasonable assurance that the financial statements are free from material misstatement, whether caused by fraud or error. This includes an assessment of: whether the accounting policies are appropriate to the Economic and Social Research Council's circumstances and have been consistently applied and adequately disclosed; the reasonableness of significant accounting estimates made by the Economic and Social Research Council; and the overall presentation of the financial statements.

In addition, I am required to obtain evidence sufficient to give reasonable assurance that the expenditure and income reported in the financial statements have been applied to the purposes intended by Parliament and the financial transactions conform to the authorities which govern them.

OPINION ON REGULARITY

In my opinion, in all material respects the expenditure and income have been applied to the purposes intended by Parliament and the financial transactions conform to the authorities which govern them.

OPINION ON FINANCIAL STATEMENTS

In my opinion:

- the financial statements give a true and fair view of the state of the Economic and Social Research Council's affairs as at 31 March 2010 and of its net expenditure, changes in taxpayers' equity and cash flows for the year then ended; and
- the financial statements have been properly prepared in accordance with the Science and Technology Act 1965 and the Secretary of State's directions issued thereunder with the approval of Treasury.

OPINION ON OTHER MATTERS

In my opinion:

- the part of the Remuneration Report to be audited has been properly prepared in accordance with the Secretary of State's directions issued under the Science and Technology Act 1965 with the approval of Treasury; and
- the information given in the Management Commentary section of the Annual Report for the financial year for which the financial statements are prepared is consistent with the financial statements.

MATTERS ON WHICH I REPORT BY EXCEPTION

I have nothing to report in respect of the following matters which I report to you if, in my opinion:

- adequate accounting records have not been kept; or
- the financial statements are not in agreement with the accounting records or returns; or
- I have not received all of the information and explanations I require for my audit; or
- the Statement on Internal Control does not reflect compliance with HM Treasury's guidance.

REPORT

I have no observations to make on these financial statements.

24 November 2010

Amyas C E Morse
Comptroller and Auditor General
National Audit Office
157-197 Buckingham Palace Road
Victoria
London
SW1W 9SP

ACCOUNTS

Operating Cost Statement for the year ended 31 March 2010

Expenditure	Notes	2009/10 £000	2008/09 £000
Research	4	135,009	118,594
Postgraduate Training	5	58,150	59,601
Knowledge Transfer	6	4,418	3,879
Staff and Council Members' Costs	7(a)	6,292	5,974
Other Operating Costs	8	6,392	6,277
Loss on Joint Venture	10	34	–
Depreciation	9(a)	219	255
Amortisation	9(b)	628	819
Total Expenditure		211,142	195,399
Interest receivable		(3)	(30)
Net Expenditure for the year		211,139	195,369
Notional cost of capital	15	(1,075)	(1,157)
Net Operating Costs		210,064	194,212
Reversal of Notional cost of capital		1,075	1,157
Net expenditure for the year after reversal of Notional cost of capital		211,139	195,369

All activities are continuing.

The notes on pages 96 to 115 form part of these accounts.

Statement of Financial Position for the year ended 31 March 2010

	Notes	2010 £000	2009 £000	1 April 2008 £000
Non-current assets				
Property, Plant and Equipment	9 (a)	4,768	3,165	4,245
Intangible Assets	9 (b)	357	985	1,408
Investment in Joint Venture	10	111	145	–
Total non-current assets		5,236	4,295	5,653
Current assets				
Trade receivables	11	19,860	24,012	14,719
Cash and cash equivalents	12	10,596	6,892	4,254
Total current assets		30,456	30,904	18,973
Total assets		35,692	35,199	24,626
Current liabilities				
Trade and other payables	13	(59,325)	(58,551)	(57,483)
Total assets less current liabilities		(23,633)	(23,352)	(32,857)
Non-current liabilities				
Provisions	14	(94)	(277)	(138)
Assets less liabilities		(23,727)	(23,629)	(32,995)
Equity				
Income & Expenditure Reserve		(26,876)	(25,582)	(36,545)
Restricted Reserve		362	646	988
Revaluation Reserve		2,787	1,307	2,562
Deficit on Government Funds		(23,727)	(23,629)	(32,995)

18 November 2010



Paul Boyle
Accounting Officer

The notes on pages 96 to 115 form part of these accounts.

ACCOUNTS

Statement of Cash Flows for the year ended 31 March 2010

	Notes	2010 £000	2009 £000
Cash flow from operating activities			
Net expenditure after cost of capital and interest		(210,064)	(194,212)
Reversal of notional cost of capital		(1,075)	(1,157)
Interest income		(3)	(30)
Investment impairment		34	–
Depreciation charge		219	255
Amortisation charge		628	819
(Decrease)/Increase in provisions		(183)	139
Decrease/(Increase) in receivables		4,152	(11,330)
Decrease in payables		774	3,105
Net cash outflow from operating activities		(205,518)	(202,411)
Cash flow from investing activities			
Payments to acquire property, plant and equipment	9(a)	(310)	(409)
Payments to acquire intangible assets	9(b)	–	(396)
Payments to acquire investments	10	–	(145)
Interest received		3	30
Net cash outflow from investing activities		(307)	(920)
Cash flow from financing activities			
Revenue Grant in Aid received		178,652	178,000
Funding received from other bodies	2	30,877	27,969
Net cash inflow from financial activities		209,529	205,969
Net increase in cash and cash equivalents in the year	12	3,704	2,638
Cash and cash equivalents at the beginning of the year		6,892	4,254
Cash and cash equivalents at the end of the year		10,596	6,892

The notes on pages 96 to 115 form part of these accounts.

Statement of Changes to Taxpayers' Equity for the year ended 31 March 2010

	Notes	Restricted Reserve £000	Revaluation Reserve £000	Income & Expenditure Reserve £000	Total Govt Funds £000
Balance as at 31 March 2008		988	2,562	(36,545)	(32,995)
Changes as a result of the move to IFRS		–	–	–	–
Restated balance as at 31 March 2008		988	2,562	(36,545)	(32,995)
As at 1 April 2008		988	2,562	(36,545)	(32,995)
Grant in Aid received		–	–	178,000	178,000
Funding received from Other Bodies		–	–	27,969	27,969
Revaluation in year		–	(1,234)	–	(1,234)
Transfer from/to Income & Expenditure Reserve – depreciation		–	(21)	21	–
Transfer of Restricted funds		(342)	–	342	–
Net Expenditure for the year		–	–	(194,212)	(194,212)
Reversal of notional cost of capital		–	–	(1,157)	(1,157)
As at 31 March 2009		646	1,307	(25,582)	(23,629)
As at 1 April 2009		646	1,307	(25,582)	(23,629)
Grant in Aid received		–	–	178,652	178,652
Funding received from Other Bodies	2	–	–	30,877	30,877
Revaluation in year		–	1,512	–	1,512
Transfer from/to Income & Expenditure Reserve – depreciation		–	(32)	32	–
Transfer of Restricted funds		(284)	–	284	–
Net Expenditure for the year		–	–	(210,064)	(210,064)
Reversal of notional cost of capital	15	–	–	(1,075)	(1,075)
As at 31 March 2010		362	2,787	(26,876)	(23,727)

The movement in the Restricted Fund reflects funds received and from the William and Flora Hewlett Foundation that became attributable against research investments in which the foundation wished to co-fund.

The notes on pages 96 to 115 form part of these accounts.

NOTES TO THE ACCOUNTS

1 Accounting Policies

(a) BASIS OF ACCOUNTING

The accounts have been prepared in accordance with a direction given by the Secretary of State, with the approval of HM Treasury, in pursuance of Section 2 (2) of the Science and Technology Act 1965 and in accordance with the Government's Financial Reporting Manual.

These financial statements have been prepared in accordance with the Government IFRS based Financial Reporting Manual (FReM). The accounting policies contained in the FReM apply International Financial Reporting Standards (IFRS) as adapted or interpreted for the public sector context. Where the FReM permits a choice in accounting policy, the accounting policy which is judged to be most appropriate to the particular circumstances of the ESRC for the purpose of giving a true and fair view has been selected.

The particular policies adopted by ESRC are described below. They have been applied consistently in dealing with items that are considered material to the accounts.

ESRC has received a Direction on the form of its Accounts issued by the Secretary of State. The accounts meet the accounting and disclosure requirements of the Companies Act 1985 and the accounting standards issued or adopted by the Accounting Standards Board so far as these requirements are appropriate in accordance with the FReM.

TRANSITION TO ADOPTED IFRSs

The Council has applied IFRS 1 in preparing these financial statements. The Council's transition date is 1 April 2008. The Council prepared its opening IFRS Statement of Financial Position as at that date.

The Council has prepared its financial statements for the year ending 31 March 2010 as its first full financial statements under IFRS. As a result the 31 March 2009 financial statements will become its comparatives and have been converted from UK GAAP to IFRS.

The balance sheet was previously prepared in accordance with the generally accepted accounting principles in the United Kingdom (UK GAAP) until 31 March 2008. UK GAAP differs in some areas from IFRS as adopted by the EU. In preparing the Statement of Financial Position under IFRS, management has amended certain accounting and valuations applied in the previous UK GAAP financial statements to comply with IFRS.

No significant adjustment arose from the implementation of IFRS which is covered in Note 20.

ADOPTION OF STANDARDS EFFECTIVE IN 2009-10

The following revised standards and interpretations have been applied by the Council from 1 April 2009:

International Financial Reporting Standards (IFRS/IAS)		Effective date
IFRS 7	Amendments to IAS 39 and IFRS 7: reclassification of financial assets	1 July 2008
IFRS 7	Update to amendments to IAS 39 and IFRS 7: reclassification of financial assets	1 July 2008
IFRS 7	Amendment to IFRS 7 – improving disclosures about financial instruments	1 January 2009
IFRS 8	Operating Segments	1 January 2009
IAS 23	Borrowing Costs	1 January 2009
IAS 1	Presentation of Financial Statements	1 January 2009
IFRS 1	Amendments to IFRS 1: First-time adoption of IFRS and IAS 27: Consolidated and Separate Financial Statements	1 January 2009

IFRS EFFECTIVE IN 2009-10 BUT NOT RELEVANT

The following amendments were mandatory for accounting periods beginning on or after 1 April 2009 but were not relevant to the operations of the Council:

International Financial Reporting Standards (IFRS/IAS)		Effective date
IFRS 2	Share-based Payment (amendment)	1 January 2009
IAS 32	IAS 32 Financial Instruments: Presentation and IAS 1 Financial Instrument Presentation Amendments – Puttable Financial Instruments and Obligations Arising on Liquidation	1 January 2009

International Financial Reporting Interpretations Committee (IFRIC)

IFRIC 15	IFRIC 15: Agreements for the construction of Real Estate	1 January 2009
IFRIC 16	IFRIC 16: Hedges of a Net Investment in a Foreign operation	1 October 2008

STANDARDS, INTERPRETATIONS AND AMENDMENTS TO PUBLISHED STANDARDS WHICH ARE NOT YET EFFECTIVE

The IASB and IFRIC issued the following standards and interpretations with an effective date after the date of these financial statements. They have not been adopted early by the Council and the directors do not anticipate that the adoption of these standards and interpretations will have a material impact on the Council's reported income or net assets in the period of adoption.

Effective for the Council for the financial year beginning 1 April 2010:

International Financial Reporting Standards (IFRS/IAS)		Effective date
IAS 39	Amendments to IFRIC 9 and IAS 39: Embedded derivatives	30 June 2009
IFRS 1	Revised version of IFRS 1 with improved structure	1 July 2009
IFRS 3	Business Combinations	1 July 2009
IAS 27	Consolidated and Separate Financial Statements	1 July 2009
IAS 39	Amendment to IAS 39 Financial Instruments: Eligible hedged items	1 July 2009

International Financial Reporting Interpretations Committee (IFRIC)

IFRIC 17	Distribution of Non-Cash Assets to Owners	1 July 2009
IFRIC 18	Transfers of Assets from Customers	1 July 2009

Effective for the Council in future years:

International Financial Reporting Standards (IFRS/IAS)		Effective date
IFRS 1	Amendment to IFRS 1 – additional exemptions for first-time adopters	1 October 2010
IFRS 2	Amendment to IFRS 2 – group cash-settled share-based payment transactions	1 October 2010

NOTES TO THE ACCOUNTS

MEASUREMENT CONVENTION

These financial statements have been prepared under the historical cost basis modified to include the revaluation of land and buildings and other fixed assets where material.

Non-current assets held for sale are stated at the lower of previous carrying amount and fair value less costs to sell.

These financial statements are presented in sterling, ESRC's functional currency, and all amounts have been rounded to the nearest thousand.

(b) GOING CONCERN

The accounts have been prepared on the basis of a Going Concern. Any deficit shown on the Income and Expenditure Reserve would be extinguished over time, having regard to the resource and capital budgets to which ESRC can be expected to have access from the sponsoring department, Department for Business Innovation, and Skills.

Grant-in-aid for the coming year, taking into account the amounts required to meet the ESRC's liabilities falling due in that year; has already been included in the department's Estimates for that year; which have been approved by Parliament. ESRC financial commitments on research and training grants beyond that period can be met well within the minimum reasonably anticipated income for those years. Such grants issued by ESRC are made under statutory powers within the terms of the Science and Technology Act 1965, applied upon the objects set out in Article 2 of the ESRC Royal Charter. This is confirmed in the ESRC Management Statement issued by the former Department of Trade and Industry, as renewed in August 2005.

Following the Comprehensive Spending Review the ring fenced settlement for Science does provide confidence for the continuing going concern of ESRC. No specific settlement for ESRC is likely to take place before January 2011.

IAS 10 also states that for non-trading entities the anticipated continuation of the provision for that service is normally sufficient evidence of going concern. It has accordingly been considered appropriate to adopt a going concern basis for the preparation of these financial statements.

(c) PROPERTY, PLANT AND EQUIPMENT

Capital expenditure includes the purchase of land, buildings, equipment to the value of £1,000 or more.

Property, plant and equipment is included at cost or at valuation. The basis of valuation for land and buildings is open market value for existing use.

Land and buildings are professionally valued every five years. In the intervening period relevant indices are used.

In the opinion of the ESRC there is no material difference between the historic and current cost values of the computing and office equipment. Accordingly these assets have not been revalued and this position has been kept under review.

Provision is made for depreciation/amortisation on property, plant and equipment, except land, at rates calculated to write off the costs or the valuation of each asset to its estimated residual value evenly over its expected useful life, as follows:

Freehold Buildings	60 years
Office and Computing Equipment	3-10 years

The useful economic life of assets is reviewed regularly and where a valuation has provided a more accurate assessment this has been used.

Significant acquisitions are depreciated from the month of purchase. Other additions are depreciated by a full year in the year of acquisition.

Assets in the course of construction are not depreciated until they are available for use.

(d) INTANGIBLE ASSETS

Intangible assets that are acquired by the Council are stated at cost less accumulated amortisation and impairment losses.

Amortisation is charged to the Operating Cost Statement on a straight-line basis over the estimated useful lives of intangible assets unless such lives are indefinite. Intangible assets with an indefinite useful life and goodwill are systematically tested for impairment at each Statement of Financial Position date. Other intangible assets are amortised from the date they are available for use. The estimated useful lives are as follows:

Software	5 years
Data Sets	5-10 years
Website	5 years

(e) FINANCIAL ASSETS

Fixed asset investments are stated at cost less provision for permanent diminution in value.

(f) IMPAIRMENT

The carrying amounts of the Council's assets are reviewed at each Statement of Financial Position date to determine whether there is any indication of impairment; an asset is considered to be impaired if objective evidence indicates that one or more events have had a negative effect on the estimated future cash flows of that asset. If any such indication exists, the asset's recoverable amount is estimated.

An impairment loss is recognised whenever the carrying amount of an asset or its cash-generating unit exceeds its recoverable amount. Impairment losses are recognised in the Operating Cost Statement.

(g) INVESTMENTS IN JOINT VENTURES AND ASSOCIATES

An associate is an entity over which the group has significant influence and that is neither a subsidiary nor an interest in a joint venture. A joint venture is a contractual arrangement whereby two or more parties undertake an economic activity that is subject to joint control.

Interests in joint ventures and associates are accounted for under the equity method of accounting in accordance with the principles of IAS 27, IAS 28 and IAS 31.

Under the equity method, the investment in the joint venture or associate is carried in the balance sheet at cost plus post-acquisition changes in the Group's share of net assets of the joint venture or associate. After application of the equity method, the Group determines whether it is necessary to recognise any additional impairment loss with respect to the Group's net investment in the joint venture or associate.

The joint ventures' and associates' accounting policies generally conform to those used by the Group for like transactions and events in similar circumstances and in those instances where they do not conform, material adjustments are made to the Financial Statements.

The Group holds a 1.83% shareholding in the joint venture company RCUK SSC Limited. Under the terms of the joint venture agreement control is shared jointly with 6 other shareholders. The results of RCUK SSC Ltd. are therefore accounted for as a joint venture consolidated with those of the Group.

There are no material differences in accounting policies between ESRC and its Joint Ventures.

(h) OWNERSHIP OF EQUIPMENT OR FACILITIES PURCHASED WITH COUNCIL GRANTS

Equipment or facilities purchased by an institution with research grant funds supplied by the ESRC belong to the institution and are not included in ESRC's property, plant and equipment. Through the conditions of the grant applied to funded institutions, the ESRC reserves the right to determine how such equipment or facilities shall be disposed of and how any disposal proceeds are to be utilised.

(i) PARLIAMENTARY GRANT-IN-AID AND OTHER FUNDING

Grant-in-Aid for revenue and general capital purposes is credited to the Income and Expenditure Reserve and grant-in-aid for the purchase of specific assets credited to the Government Grant Reserve and released to the Operating Cost Statement over the useful life of the asset in amounts equal to the annual depreciation charge. The receipt of funds from other bodies is also treated as detailed above unless goods and services are provided to the entity giving the funding.

(j) RESEARCH AND DEVELOPMENT

As a research funding organisation, the ESRC's research and development expenditure is charged to the Operating Cost Statement when it is incurred.

The ownership of the intellectual property arising from a research project is made clear from the outset. Normally this rests with the university or institution receiving the ESRC award, unless stated to the contrary. Where there are material returns from intellectual property rights from an ESRC supported award, ESRC reserves the right to reclaim up to one third of the total, up to the value of its original award. Recoveries are credited to the Operating Cost Statement when received. Future intellectual property rights arising from the ESRC's research and development have not been included in the accounts as their value in terms of future income is not material and unpredictable.

(k) OPERATING SEGMENTS

The primary format used for segmental reporting is by programme expenditure as this reflects ESRC's internal management structure and reporting. ESRC's assets and liabilities are shared across all business units, which reflects the way the ESRC is managed. Disclosure of assets and liabilities by segment is therefore not required.

NOTES TO THE ACCOUNTS

(l) INSURANCE

In line with Government policy, ESRC carries its own risks in respect of employment of staff, buildings, equipment etc, except where there exists a statutory requirement to insure or where commercial insurance represents better value for money.

(m) OPERATING LEASES

There were no finance leases. Operating lease rentals are charged to the Operating Cost Statement on a straight line basis over the period of the lease. An operating lease exists covering ESRC's rental obligations on a London office (see Note 14).

(n) FOREIGN CURRENCIES

Transactions in foreign currencies are translated at the foreign exchange rate ruling at the date of the transaction. Monetary assets and liabilities denominated in foreign currencies at the Statement of Financial Position date are translated at the foreign exchange rate ruling at that date. Foreign exchange differences arising on translation are recognised in the Operating Cost Statement. Non-monetary assets and liabilities that are measured in terms of historical cost in a foreign currency are translated using the exchange rate at the date of the transaction. Non-monetary assets and liabilities denominated in foreign currencies that are stated at fair value are translated at foreign exchange rates ruling at the dates the fair value was determined.

(o) VALUE ADDED TAX

ESRC is partially exempt for VAT purposes. All expenditure and fixed asset purchases are shown inclusive of VAT where applicable. Residual input tax reclaimable by the application of the partial exemption formula is treated as miscellaneous income.

(p) RESEARCH GRANTS

ESRC policy is to accrue for the costs of work undertaken at Higher Education Institutions at Statement of Financial Position date which remain unpaid by ESRC at that date. Future commitments in respect of costs of work yet to be undertaken within approved cash limits at the Statement of Financial Position date are disclosed in note 16.

(q) NOTIONAL COST OF CAPITAL

The financing structure of ESRC does not include specific interest bearing debt but to ensure that the Operating Cost Statement bears an appropriate charge for the use of capital in the business in the year, a notional interest charge is included. In accordance with Treasury guidance, the calculation is based on a 3.5% (2008/09: 3.5%) rate of return on average net assets employed at cost or at valuation, and the capital charge is written back to the Income and Expenditure Reserve.

(r) DERIVATIVES AND OTHER FINANCIAL INSTRUMENTS

Due to the non-trading nature of its activities and the way in which ESRC is financed, ESRC is not exposed to the degree of financial risk faced by non-public sector entities. Moreover, financial instruments play a much more limited role in creating or changing risk that would be typical of the listed companies to which IAS 32, 39 and IFRS 7, mainly apply. ESRC has very limited powers to borrow or invest surplus funds and financial assets and liabilities are generated by day to day operational activities and are not held to change the risks facing ESRC in undertaking its activities.

Trade receivables are not interest bearing and are carried at original invoice amount less allowance for non collectable amounts. Provision for impairment is established when there is objective evidence that the Council will not be able to collect all amounts due according to the original terms of the receivable. The amount of provision is the difference between the carrying amount and recoverable amount and is recognised in the Operating Cost Statement.

Trade and other payables are recognised in the period in which related money, goods or services are received or when a legally enforceable claim against ESRC is established or when the corresponding assets or expenses are recognised.

(s) CASH AND CASH EQUIVALENTS

Cash and cash equivalents comprise cash balances and call deposits.

(t) RESTRICTED RESERVE

The restricted reserve has 2 components and relates to: (i) funds received by ESRC as beneficiary of a will that can only be used for specified purposes; (ii) deposits received from international bodies for specific future research investment. Any income earned is transferred to the reserve from the Income and Expenditure Reserve.

(u) ACCOUNTING ESTIMATES

The Council makes estimates and assumptions that affect the reported amounts of assets and liabilities in the next financial year. Estimates and judgements are continually evaluated and based on historical experience and other factors, including expectations of future events that are believed to be reasonable under the circumstances at the reporting date. The estimates and assumptions that have a significant risk of causing a material adjustment to the carrying amount of assets and liabilities within the next financial year are discussed below.

The estimated economic useful lives of property, plant and equipment and intangibles are estimated based on the period over which the asset is expected to be available for use. Such estimation is based on experiences with similar assets and practices of similar businesses. The estimated useful life of each asset is reviewed periodically and updated if expectations differ from previous estimates due to physical wear and tear, technical or commercial obsolescence or legal or other limits on the use of an asset. An increase in the estimated useful life of any item of property, plant and equipment and intangibles would decrease the recorded operating expenses and increase non current assets values.

KEY ACCOUNTING JUDGEMENTS

ESRC's significant accounting policies are stated above. Not all of these policies require management to make difficult subjective or complex judgements. Those that follow are intended to provide an understanding of the policies that management consider critical because of the level of complexity and judgement involved in their application and their impact on the financial statements.

PROVISIONS FOR LIABILITIES

Estimates are subject to uncertainty regarding timing or amounts of obligations (legal or constructive) due by the ESRC. Significant judgements are made regarding probability and measurement of obligations. Provisions have been made in accordance with IAS 37 for redundancy costs and system termination fees arising from the transition to the Shared Service Centre. Provision has also been applied for onerous contracts in accordance with IAS 37. See note 14 for further details.

IMPAIRMENT OF ASSETS

Property, Plant and Equipment are included at recoverable amounts. Management assess whether assets retain their recoverable amount or whether the asset is impaired, suffering a permanent diminution in value. Judgements are made on obsolescence, damage and loss resulting from normal business operations, and changes in value as part of the annual review of Property Plant and Equipment.

(v) PENSION SCHEME

The employees of the Council are members of the Research Councils' Pension Scheme (RCPS) which is a defined benefit scheme but is accounted for as a defined contribution scheme funded from annual grant-in-aid on a pay as you go basis. RCPS, the entity has no legal or constructive obligation to pay those future benefits: its only obligation is to pay the contributions as they fall due and if the entity ceases to employ members of RCPS, it will have no obligation to pay the benefits earned by its own employees in previous years. For this reason, RCPS is treated as a defined contribution plans as stated in IAS 19. The benefits are by analogy to the Principal Civil Service Pension Scheme, except that while the schemes provide retirement and related benefits based on final emoluments, redundancy and injury benefits are administered and funded by the Council. As permitted by paragraph 31 of IAS 19, the Company has recorded the pension contributions payable for the period and a corresponding charge to the Operating Cost Statement.

2 Funding Received from Other Bodies

	2009/10 £000	2008/09 £000
Contributions from government departments	7,694	8,638
Contributions from non-departmental public bodies	21,817	16,981
Contributions from other bodies	1,366	2,350
	30,877	27,969

NOTES TO THE ACCOUNTS

3 Analysis of net Expenditure by Segment

The primary format used for segmental reporting is by programme expenditure as this reflects ESRC's internal management structure and reporting. ESRC's assets and liabilities are shared across all business units, which reflects the way the ESRC is managed. Disclosure of assets and liabilities by segment is therefore not required.

ESRC comprises of the following programme segments:

RESEARCH

ESRC funds and promotes high quality basic, strategic and applied research that focuses on pushing back the frontiers of social science on areas of major national importance.

POSTGRADUATE TRAINING

ESRC supports postgraduate training in the social sciences thus providing trained social scientists who meet the needs of users and beneficiaries thus contributing to the economic competitiveness of the UK. The ongoing training needs for researchers is also met throughout their career.

KNOWLEDGE TRANSFER

ESRC has a range of processes and mechanisms to actively engage with stakeholders. These processes are used to generate impacts and create benefits for stakeholders, individuals and communities.

Analysis by Programme Segment – 2009/10

	Research £000	Postgraduate Training £000	Knowledge Transfer £000	Non-Programme costs £000	Total £000
Programme Costs	135,009	58,150	4,418	–	197,577
Staff Costs	2,363	418	512	2,999	6,292
Other Operating Costs	482	128	33	5,749	6,392
Depreciation	–	–	–	219	219
Amortisation	–	–	–	628	628
Loss on investment	–	–	–	34	34
Total	137,854	58,696	4,963	9,629	211,142

Analysis by Programme Segment – 2008/09

	Research £000	Postgraduate Training £000	Knowledge Transfer £000	Non-Programme costs £000	Total £000
Programme Costs	118,594	59,601	3,879	–	182,074
Staff Costs	2,123	474	293	3,084	5,974
Other Operating Costs	334	69	64	5,810	6,277
Depreciation	–	–	–	255	255
Amortisation	–	–	–	819	819
Total	121,051	60,144	4,236	9,968	195,399

4 Research

	2009/10 £000	2008/09 £000
Research Programmes	19,774	17,268
Research Centres	18,359	18,716
Research Resources	4,960	5,952
Research Grants	47,426	43,091
Fellowships	1,884	1,780
Research Ventures	12,457	8,736
Department for International Development	3,819	4,595
Other Research	1,614	1,168
International Office	3,389	725
International Subscriptions	267	232
Teaching and Learning	–	2,470
Research Equipment and Facilities	21,060	13,861
	135,009	118,594

5 Postgraduate Training

	2009/10 £000	2008/09 £000
Standard Course Studentships	1,283	996
Standard Research Studentships	42,073	44,131
Other Studentships	1,984	1,609
Language Based Area Studies	5,419	5,920
Post Doctoral Fellowships	7,391	6,945
	58,150	59,601

6 Knowledge Transfer

	2009/10 £000	2008/09 £000
Knowledge Transfer Activities	3,070	2,337
Knowledge Transfer Partnerships	1,348	1,542
	4,418	3,879

NOTES TO THE ACCOUNTS

7a Staff Costs

	2009/10	2008/09
	£000	£000
Salaries (ESRC staff)	4,729	4,157
Wages (Temporary agency staff)	131	413
Social Security Costs	365	282
Superannuation (Note 7(c))	893	800
Seconded staff costs (SSC)	36	140
Council members' remuneration	138	182
	6,292	5,974

Staff costs include costs for three staff transferred to SSC Ltd under the transfer of Undertakings (Protection of Employment) Regulations 2006 but seconded back to ESRC for the period 1 April 2009 to 31 March 2010.

7b Staff Numbers

The average number of staff employed during the year was 160 full time equivalent

	2009/10	2008/09
Senior Management (Chief Executive and Band H)	4	4
Managerial (Bands C to G)	120	105
Administrative Support (Band B)	36	30
	160	139

At any one time there were up to 14 temporary agency staff covering complemented vacancies or long term absences.

7c Superannuation

The employees of the Council are members of the Research Councils' Pension Schemes (RCPS) which are defined benefit schemes funded from annual grant-in-aid on a pay as you go basis. The benefits are by analogy to the Principal Civil Service Pension Scheme, except that while the schemes provide retirement and related benefits based on final or average emoluments any redundancy and injury benefits are administered and funded directly by ESRC.

The scheme is administered by the Research Councils' Joint Superannuation Services with the associated grant-in-aid managed by the Biotechnology and Biological Sciences Research Council (BBSRC). The schemes' accounts are prepared by BBSRC, on behalf of the BBSRC Chief Executive as the Accounting Officer for the RCPS. Separate accounts are published for the Pension Schemes. Employees' contributions vary between 1.5% and 3.5%. The employer's contribution is agreed by the RCPS Board of Management on the recommendation of the Government Actuary's Department and is set at 21.3% of pensionable pay (2008 – 21.3%).

The RCPS is an unfunded multi-employer defined benefit State scheme which is funded on a pay-as-you-go basis: contributions are set at a level that is expected to be sufficient to pay the required benefits falling due in the same period; future benefits earned during the current period will be paid out of future contributions. In RCPS, ESRC has no legal or constructive obligation to pay those future benefits: its only obligation is to pay the contributions as they fall due and if the entity ceases to employ members of RCPS, it will have no obligation to pay the benefits earned by its own employees in previous years. For this reason, RCPS is treated as a defined contribution plan as stated in IAS 19.

The actuarial valuation was carried out as at 31 March 2006 by a qualified independent actuary, based on this valuation, it was agreed to increase in the employer contribution rate to 26% from 21.3%, effective from 1 April 2010. The employers' contribution rate of 21.3% therefore applies to these accounts. The full actuarial valuation is carried out every 4 years, with the next valuation calculated as at 31 March 2010. Details are available in the accounts of the RCPS, which can be found at www.bbsrc.ac.uk.

For 2009/2010, employer's contributions of £892,986 were payable to the RCPS (2008/2009 £799,640) at 21.3% of pensionable pay, based on the salary bands. Employer contributions are to be reviewed every four years following a full scheme valuation by the Government Actuary. The contribution rates reflect benefits as they are accrued, not when the costs are actually incurred, and reflect past experience of the scheme.

8 Other Operating Costs

	2009/10 £000	2008/09 £000
Maintenance and IT/IS support	573	575
Office Supplies	403	292
Postage and Telecommunication	89	83
Archive Services	6	24
Management Consultancy and Other Professional Fees	214	267
Research Evaluation and Information Contracts	586	489
Auditors' Remuneration	56	42
Staff Training and Subscriptions	125	136
Publicity and Distribution	1,979	2,258
Travel and Subsistence	465	434
Meetings and Catering	142	120
Conference Costs	43	6
Recruitment	130	244
VAT/NI Services	3	7
Research Council Procurement Organisation	-	6
Legal Services/Internal Audit	75	68
RCUK	90	252
SSC Implementation costs	379	191
SSC Service costs	1,031	498
Miscellaneous	6	287
Provision for bad and doubtful debts	(3)	(2)
	6,392	6,277

NOTES TO THE ACCOUNTS

9a Tangible Fixed Assets

The freehold land and buildings net book value relates to the Council's share of Polaris House, Swindon. The land and buildings in totality were professionally valued as at 31 March 2006 by Paul Powis (FRICS) of Powis Hughes Chartered Surveyors in accordance with SAVP and RICS guidance notes on an open market value basis. Between formal professional valuations appropriate indices are used; however for 2009/10 a desk top valuation by Powis Hughes was used. The figure disclosed represents an agreed apportionment to ESRC of the total valuation.

The Assets in the Course of Construction represents ESRC's individual share of the shared service centre currently being developed by the seven Research Councils.

	Freehold land and buildings £000	Assets in the Course of Construction £000	IT and office equipment £000	Total £000
Cost/Valuation				
At 1 April 2008	3,477	287	1,735	5,499
Additions	–	403	6	409
Revaluation	(1,292)	–	–	(1,292)
Disposals	–	–	(141)	(141)
At 31 March 2009	2,185	690	1,600	4,475
At 1 April 2009	2,185	690	1,600	4,475
Additions	–	305	5	310
Revaluation	1,442	–	–	1,442
Disposals	–	–	–	–
At 31 March 2010	3,627	995	1,605	6,227
Depreciation				
At 1 April 2008	–	–	1,254	1,254
Provided in year	58	–	197	255
Revaluation	(58)	–	–	(58)
Disposals	–	–	(141)	(141)
At 31 March 2009	–	–	1,310	1,310
At 1 April 2009	–	–	1,310	1,310
Provided in year	70	–	149	219
Revaluation	(70)	–	–	(70)
Disposals	–	–	–	–
At 31 March 2010	–	–	1,459	1,459
Net Book Value				
1 April 2008	3,477	287	481	4,245
1 April 2009	2,185	690	290	3,165
31 March 2010	3,627	995	146	4,768

9b Intangible Fixed Assets

Data sets relate to the purchase of licenses giving ESRC the rights to access data. Software relates to the internal development of in-house systems used within the business. Website costs relate to the internal development costs of ESRC's website.

Cost	Data Sets £000	Software £000	Website £000	Total £000
At 1 April 2008	1,229	2,705	1,546	5,480
Additions	313	83	–	396
At 31 March 2009	1,542	2,788	1,546	5,876
At 1 April 2009	1,542	2,788	1,546	5,876
Additions	–	–	–	–
At 31 March 2010	1,542	2,788	1,546	5,876
Amortisation				
At 1 April 2008	591	2,528	953	4,072
Provided in year	316	194	309	819
At 31 March 2009	907	2,722	1,262	4,891
At 1 April 2009	907	2,722	1,262	4,891
Provided in year	278	66	284	628
At 31 March 2010	1,185	2,788	1,546	5,519
Net Book Value				
1 April 2008	638	177	593	1,408
1 April 2009	635	66	284	985
31 March 2010	357	–	–	357

NOTES TO THE ACCOUNTS

10 Investment in Joint Venture

	Investment in SSC £000
Cost	
1 April 2008	–
Additions	145
31 March 2009	145
Cost	
1 April 2009	145
Additions	–
31 March 2010	145
Impairment	
1 April 2009	–
Impairment	34
31 March 2010	34
Net Book Value	
1 April 2009	145
31 March 2010	111

RCUK Shared Services Centre Limited (SSC) (registered in England, registration number 6330639). Place of business – North Star House, North Star Avenue, Swindon, SN2 1FF.

ESRC's share ownership in RCUK Shared Services Centre Limited is one 'A' ordinary share of £1 and 144,571 'B' shares of £1 each. The 'A' shares carry a voting right per share. Each of the seven Research Councils are joint investors in the project and each Council's individual share is 14%. The 'B' shares convey ownership rights to the holder, including any distributions or proceeds from the sale of the SSC. The 'B' shares are apportioned in accordance with the agreed share of the implementation costs. ESRC's share ownership is therefore 1.83%.

In accordance with IAS31 the value of the shares has been reduced by the cumulative losses incurred by the RCUK Shared Services Centre. ESRC share of £34k has been charged directly to the operating cost statement. The losses relate to depreciation incurred by SSC Ltd but not recharged to its customers, who are the seven Research Councils.

For the period ended 31 March 2010 the draft financial statements of the SSC shows revenue of £64.8m (2008/09 £25.8m) and administration costs of £65.3m (2008/09 £27.2m) resulting in a loss for the year of £0.5m (2008/09 £1.4m). the balance sheet totals are £7 'A'@ shares and £7,900,000 'B' shares issued to the Research Councils and £5.2m cash (2008/09 £7.1m).

11 Trade and Other Receivables

	2010	2009	1 April 2008
	£000	£000	£000
Current receivables			
Contributions (Central Government bodies)	5,473	8,191	1,650
Contributions (Other bodies)	1,478	985	–
Other debts (Central Government bodies)	105	124	119
Other debts (Other bodies)	401	3,491	2,230
	7,457	12,791	3,999
Less: provision for bad and doubtful debts	(5)	(8)	(10)
	7,452	12,783	3,989
Prepayments (Central Government Bodies)	–	–	25
Prepayments (Other bodies)*	12,408	11,229	10,705
	19,860	24,012	14,719

* £9,722k of the prepayments relate to the postgraduate training scheme where payments are made to HEIs in March to allow students to be paid in April.

12 Cash and Cash Equivalents

(a) The following balances were held at the year end

	2010	2009	1 April 2008
	£000	£000	£000
Office of Paymaster General	9,949	6,246	3,265
Restricted Reserve bank account	647	646	989
Cash at 31 March 2009	10,596	6,892	4,254

(b) Reconciliation of movements in cash to movements in net funds

	2009/10	2008/2009
	£000	£000
Cash at 1 April	6,892	4,254
Increase in cash	3,704	2,638
Cash at 31 March	10,596	6,892

NOTES TO THE ACCOUNTS

13 Trade Payables

	2010	2009	1 April 2008
	£000	£000	£000
Current liabilities			
Research Accrual (Other bodies)	37,883	43,200	43,444
Studentship Accrual (Other bodies)	671	1,378	707
Prefunding Receipts (Central Government bodies)*	12,392	10,608	10,161
Other (Central Government bodies)	8,379	3,365	3,171
	59,325	58,551	57,483

* Prefunding receipts relate to cash receipts in 2009/10 from co-funders which were paid in advance and will be matched as income against expenditure as it is incurred in future accounting periods.

14 Provisions for Liabilities

	Onerous lease obligations	Other	SSC	2010	2009	1 April 2008
	£000	£000	£000	Total	Total	Total
				£000	£000	£000
As at 1 April 2009	55	150	72	277	138	82
Additional Provisions made in year	–	–	8	8	152	70
Provisions utilised	(13)	–	(28)	(41)	(13)	(14)
Provisions Released	–	(150)	–	(150)	–	–
As at 31 March 2010	42	–	52	94	277	138

Analysis of expected timing of undiscounted flows

	Rental obligations	SSC	Total
	£000	£000	£000
In the remainder of the Spending Review period (to 2011)	42	52	94
Between 2012 and 2016	–	–	–
Between 2017 and 2021	–	–	–
Thereafter	–	–	–
Balance at 31 March 2010	42	52	94

Provision is being made for outstanding rental obligations on a London office leasehold property held jointly by the Research Councils. Negotiation of a sub-lease to a third party has left a residual lease obligation of £68,000 pa over the next 4 years which totals £272,000. ESRC's provision together with other minor residual liabilities totals £42,000.

The Research Councils and RCUK SSC Ltd are in the process of developing a Shared Service Centre to carry out the central functions of HR, Finance, Grants and IT across the Councils. As a result some Research Councils will incur redundancy costs, particularly where existing staff live a distance away from Swindon where the Centre will be situated.

The Research Councils have collectively agreed that they will be jointly liable for necessary redundancies. A funding allocation model was developed and agreed by all the Research Councils and this identified the proportion of SSC project spend and liability that each individual Council would incur. The total provision for redundancies has been apportioned using this model. The table below shows, for each Council, the amount that they need to provide for redundancies of their own staff in accordance with IAS 37 as determined at 31 March 2010. Some Councils will incur a cost for terminating their existing systems, and these costs are also being shared between the Councils. It then notes the proportion of the total liability it will incur and the amount of provision that represents. The figure below this denotes the contributions that an individual Council has from the other Research Councils. The bottom line shows the net provision that has been recorded in each Council's accounts.

SSC Redundancy Cost and System Termination Provisions Allocation

	AHRC £000	BBSRC £000	ESRC £000	EPSRC £000	MRC £000	NERC £000	STFC £000	SSC £000	Total £000
Opening provision required for the council's own redundancies at 1 April 2008	68	152	–	–	999	1,620	–	–	2,839
Opening provision required for system termination fee at 1 April 2008	–	–	–	–	1,000	–	–	–	1,000
Opening total provision at 1 April 2008	68	152	–	–	1,999	1,620	–	–	3,839
Net movement in provisions for 2008/09	–	279	–	–	31	(711)	520	–	119
Closing total position at 31 March 2009	68	431	–	–	2,030	909	520	–	3,958
Net movement in provisions 2009/10	15	23	–	–	(469)	(337)	(520)	174	(1,114)
Closing total provisions at 31 March 2010	83	454	–	–	1,561	572	–	174	2,844
% of liability to be borne by each Council	1.33%	20.54%	1.83%	8.24%	26.98%	20.54%	20.54%	0.00%	100%
Provision required to be borne by each Council	38	584	52	234	768	584	584	–	2,844

NOTES TO THE ACCOUNTS

15 Notional Cost of Capital

	31 March 2010 £000	31 March 2009 £000
Notional Cost of Capital	(1,075)	(1,157)

In accordance with Treasury guidance the notional cost of capital credit has been written back to the Income and Expenditure Reserve.

16 Forward commitments on approved grants and awards

(a) Research Awards

Future commitments on approved research awards to Higher Education Institutions and other approved Research bodies:

	31 March 2010 £000	31 March 2009 £000
2009/10	–	134,302
2010/11	138,969	88,118
2011/12	82,330	48,572
Later years	69,716	26,461
	291,015	297,453

(b) Postgraduate Training

Future commitments on approved postgraduate awards:

	31 March 2010 £000	31 March 2009 £000
2009/10	–	47,385
2010/11	44,238	29,863
2011/12	27,697	17,413
Later years	15,364	–
	87,299	94,661

(c) Capital Commitments

Capital commitments as at 31 March 2010 for which no provision has been made are as follows:

	2009/10 £000	2008/09 £000
Shared Service Centre	152	313

The SSC capital commitment represents ESRC's individual share of the future committed spend on the Shared Services Centre. Costs incurred to 31 March 2010 have been recognised through the Operating Cost Statement and the SSC Asset in the Course of Construction.

17 Contingent Liabilities

The Council has no known material contingent liabilities (2008/09 nil).

18 Related Party Transactions

ESRC is a non-departmental public body sponsored by BIS. For the purposes of *International Accounting Standard 24*, BIS is regarded as a related party. During the year, ESRC has had various material transactions with BIS and other bodies for which BIS is regarded as the parent department; namely the Biotechnology and Biological Sciences Research Council, the Engineering and Physical Sciences Research Council, the Economic and Social Research Council, Natural Environment Research Council; Medical Research Council; Science and Technology Facilities Council; Arts & Humanities Research Council; Technology Strategy Board and the RCUK Shared Services Centre Ltd.

In addition ESRC has had various material transactions with other Government Departments and other Central Government bodies, viz: Department for Communities and Local Government; Office of the Third Sector; Higher Education Funding Council for Wales; Department for International Development; Higher Education Funding Council for England.

Transactions have taken place between ESRC and RCUK Shared Services Centre Ltd in respect of the HR, strategic procurement, payroll, IT, payroll and Financial Services being supplied in the year.

These Accounts provide disclosure of all material financial transactions with those who have been defined as 'Directors'. In the ESRC context this has been taken to include senior executive staff, as at Section 5 of the Remuneration Report, and all Council members. In addition disclosure is provided in respect of members of ESRC Scientific Advisory Boards, which are used to make recommendations on research and training awards.

During the year, ESRC did not enter into any transactions with any such Directors. However it did enter into a number of material transactions with Institutions employing Council members who had no direct interest in the award concerned (Table A). None of the Council members were involved in the recommendation of awards to the Institution where they are a senior member of staff or member of the Governing body. The amounts disclosed represent actual amounts paid in 2009/10.

Information is disclosed on material financial transactions with any related party of these senior staff, Council and Board members (Table B). The amounts disclosed represent actual amounts paid in 2009/10.

In addition, ESRC made a number of payments in respect of ESRC funded awards to Institutions where Board/Council members were the named Principal Investigator. None of the disclosed Board/Council members were involved in the approval of awards to the Institution where they were named as the Principal Investigator. (Table C). Under ESRC regulations the Audit Committee chairman reviews and approves all awards to Council and Board members. The amounts disclosed represent actual amounts paid in 2009/10.

Table A

Council Member	Institution	No of Awards	Amount £
Professor J Beath	University of St Andrews	18	1,071,294
Professor A Buchanan	University of Oxford	75	7,458,623
Professor M Grant	University College London	67	6,659,786
Professor C Jeffrey	University of Edinburgh	79	6,454,964
Professor M Lamb	University of Cambridge	60	6,815,431
Professor A Pettigrew	University of Bath	10	472,337
Professor A Pettigrew	University of Oxford	75	7,458,623
Professor C Propper	University of Bristol	55	4,284,610
Professor C Propper	Imperial College London	18	1,859,187
Professor J Rees	London School of Economics	58	6,238,390

NOTES TO THE ACCOUNTS

Table B

Council/Board Members/ Senior Staff	Related Party	No of Awards held by Related Party	Amount paid to Related Party £
Dr S Witherspoon	Partner	1	189,134

Table C

Council/Board Members	Institution	No of Awards	Aggregate Amount £
Professor P Aggleton	Institute of Education	1	14,567
Professor S Arber	University of Surrey	1	638,540
Professor J Brannen	Institute of Education	1	105,856
Professor G Bremner	Lancaster University	2	180,760
Professor P Elias	University of Warwick	1	207,182
Professor B Francis	Lancaster University	1	463,710
Professor C Huxham	British Academy of Management	1	5,699
Professor C Jeffery	University of Edinburgh	2	45,101
Professor RA Mason	University of Exeter	2	58,269
Professor CJ McInnes	Aberystwyth University	1	22,610
Professor J Nazroo	University College London	2	73,561
Professor EC Page	London School of Economics	1	588
Professor C Propper	University of Bristol	2	404,433
Professor JA Rees	London School of Economics	1	1,047,714
Professor K Rowlingson	University of Birmingham	1	19,016
Dr F Steele	University of Bristol	1	299,649
Professor MM Vihman	University of York	3	315,202
Professor S Wheeler	Queen's University of Belfast	2	12,578
Professor J Williams	University of Leeds	1	12,377

19 Derivatives and other Financial Instruments

IFRS 7, Financial Instruments : Disclosures, requires disclosure of the role which financial instruments have had during the period in creating or changing the risks ESRC faces in undertaking its activities. Specifically: (a) the significance of financial instruments affecting financial position and performance; and (b) the nature and extent of risks arising from financial instruments to which it is exposed. Because of the largely non-trading nature of its activities and the way it is financed, the ESRC is not exposed to the degree of financial risk faced by businesses. Moreover, financial instruments play a limited role in creating or changing risk on its operational activities.

Liquidity Risk – ESRC's net revenue resource requirements are financed by resources voted annually by Parliament, and administered as grant-in-aid through the Department for Business Innovation, and Skills, just as its capital expenditure largely is. ESRC is not therefore exposed to significant liquidity risks. As described in note 1 (a) ESRC is dependent on funding from the Department for Business Innovation, and Skills to meet liabilities falling due in future years, but there is no reason to believe that this funding will not be forthcoming.

Interest-Rate Risk – All of ESRC's financial assets and liabilities carry nil or fixed rates of interest. ESRC is not therefore exposed to significant interest-rate risk.

Currency Profile – At the Statement of Financial Position date ESRC held no significant foreign currency assets or liabilities.

Foreign Currency Risk – ESRC's exposure to foreign currency risk is not significant. Foreign currency income is negligible and foreign currency expenditure at less than 1% of total expenditure is not significant.

20 First Time Adoption of IFRS

The adoption of IFRS has no significant impact on ESRC's Taxpayers' equity, Net Operating Cost Statement, Statement of Financial Position or Statement of Cash Flows. The only adjustment made covers the reclassification of software from Tangible Fixed Assets to Intangible Fixed Assets of £770k. No reconciliation has therefore been prepared.

21 Post Statement of Financial Position Events

A new Chief Executive was appointed on the 1 September 2010. Following the Comprehensive Spending Review the ring fenced settlement for Science does provide confidence for the continuing going concern of ESRC. No specific settlement for ESRC is likely to take place before January 2011. There were no events between the Statement of Financial Position date and 24 November 2010, the date when the Accounting Officer approved the accounts. The Financial Statements do not reflect events after this date.



The Economic and Social Research Council is the UK's leading research and training agency addressing economic and social concerns. We aim to provide high-quality research on issues of importance to business, the public sector and Government.

The issues considered include economic competitiveness, the effectiveness of public services and policy, and our quality of life.

The ESRC is an independent organisation, established by Royal Charter in 1965, and funded mainly by the Government.

Economic and Social Research Council
Polaris House
North Star Avenue
Swindon SN2 1UJ

Telephone: 01793 413000

Fax: 01793 413001

Email: comms@esrc.ac.uk

www.esrcsocietytoday.ac.uk



Published by TSO (The Stationery Office) and available from:

Online

www.tsoshop.co.uk

Mail, Telephone Fax & E-Mail

TSO

PO Box 29, Norwich, NR3 1GN

Telephone orders/general enquiries 0870 600 5522

Order through the Parliamentary Hotline Lo-Call 0845 7 023474

Fax orders: 0870 600 5533

Email: customer.services@tso.co.uk

Textphone: 0870 240 3701

The Parliamentary Bookshop

12 Bridge Street, Parliament Square,

London SW1A 2JX

Telephone orders/general enquiries: 020 7219 3890

Fax orders: 020 7219 3866

Email: bookshop@parliament.uk

Internet: <http://www.bookshop.parliament.uk>

TSO@Blackwell and other accredited agents

Customers can also order publications from:

TSO Ireland

16 Arthur Street, Belfast BT1 4GD

Telephone orders/general enquiries: 028 9023 8451

Fax orders: 028 9023 5401

ISBN 978-0-10-296637-4



9 780102 966374