

# DASA (SMG)

## Search and Rescue

### Quarterly Report Pocket Brief

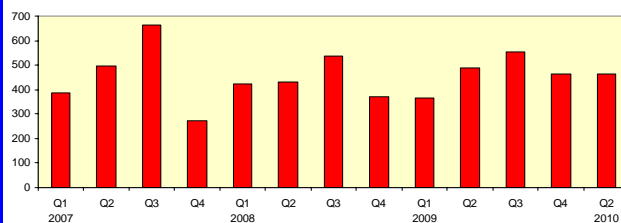
April - June 2010

The full report is available on the Defence Intranet at <http://centre.defence.mod.uk/dasa/index.html> or externally at [www.dasa.mod.uk/natstats/natstatsindex.html](http://www.dasa.mod.uk/natstats/natstatsindex.html) or [www.statistics.gov.uk](http://www.statistics.gov.uk)



defence analytical services & advice

### 3. UK & Overseas Summary: Persons-Quarterly Comparisons



### 6. UK & Overseas Helicopter Summary: Callouts by Unit

Callouts by Unit

Qtr 2 2010	2007				2008				2009				2010	Qtr 2
	Q1	Q2	Q3	Q4	Q1	Q2	Q3	Q4	Q1	Q2	Q3	Q4	Q2	Avg
RAF Boulmer	30	46	46	48	34	59	75	43	54	51	62	47	50	52
RAF Chivenor	39	79	96	42	40	69	112	41	57	85	135	63	102	84
RAF Leconfield	35	74	67	46	39	69	72	52	45	51	66	42	47	60
RAF Lossiemouth	48	57	56	27	61	67	91	56	50	69	75	42	46	60
RAF Valley	51	66	77	40	43	44	82	53	62	93	111	56	79	71
RAF Wattisham	24	58	63	38	27	52	59	36	30	43	61	28	35	47
RNAS Culdrose	49	69	86	27	38	49	77	40	49	102	108	52	85	76
HMS Gannet SAR Flight	77	90	109	83	80	87	128	87	97	116	121	113	114	102
Cyprus	8	18	24	3	7	15	6	2	3	12	9	12	12	14
Falklands	14	8	9	8	28	17	7	14	22	3	4	16	3	8
UK Other Helicopters	0	2	5	0	1	0	0	0	0	0	1	0	0	1
Overseas Others	0	0	0	0	0	0	0	0	0	0	0	0	0	0
<b>Total</b>	<b>375</b>	<b>567</b>	<b>638</b>	<b>362</b>	<b>398</b>	<b>528</b>	<b>709</b>	<b>424</b>	<b>469</b>	<b>625</b>	<b>753</b>	<b>471</b>	<b>573</b>	<b>573</b>

### 1. UK & Overseas Summary

		Total Callouts	UK Helos	O/S Helos	Fixed Wing	Mountain Rescue	Marine Craft	Persons Assisted
2010	Apr	155	153	1	0	1	0	149
	May	195	181	6	0	8	0	163
	Jun	235	224	8	0	3	0	153
<b>Qtrly total</b>		<b>585</b>	<b>558</b>	<b>15</b>	<b>0</b>	<b>12</b>	<b>0</b>	<b>465</b>

		Total Callouts	UK Helos	O/S Helos	Fixed Wing	Mountain Rescue	Marine Craft	Persons Assisted
2007	Q1	409	353	22	6	28	0	386
	Q2	598	541	26	7	24	0	498
	Q3	673	605	33	5	30	0	662
	Q4	385	351	11	3	20	0	271
2008	Q1	447	363	35	15	34	0	423
	Q2	551	496	32	3	20	0	432
	Q3	737	696	13	4	24	0	537
	Q4	444	408	16	7	13	0	371
2009	Q1	495	444	25	4	22	0	365
	Q2	652	610	15	6	21	0	489
	Q3	781	740	13	2	26	0	555
	Q4	490	443	28	2	17	0	464

### 4. UK & Overseas Helicopter Summary

Callouts				Persons				
Apr - Jun 2010				Qtrly Total				
Apr	May	Jun	Qtrly Total	Apr	May	Jun	Qtrly Total	
RAF Boulmer	16	13	21	50	16	16	12	44
RAF Chivenor	25	34	43	102	30	29	30	89
RAF Leconfield	15	8	24	47	13	6	13	32
RAF Lossiemouth	9	20	17	46	13	16	13	42
RAF Valley	21	26	32	79	25	21	20	66
RAF Wattisham	10	10	15	35	7	7	6	20
RNAS Culdrose	27	28	30	85	22	25	24	71
HMS Gannet	30	42	42	114	22	40	32	94
Cyprus	0	4	8	12	0	0	0	0
Falklands	1	2	0	3	1	2	0	3
UK Other Helos	0	0	0	0	0	0	0	0
Overseas Others	0	0	0	0	0	0	0	0
<b>Total</b>	<b>154</b>	<b>187</b>	<b>232</b>	<b>573</b>	<b>149</b>	<b>162</b>	<b>150</b>	<b>461</b>

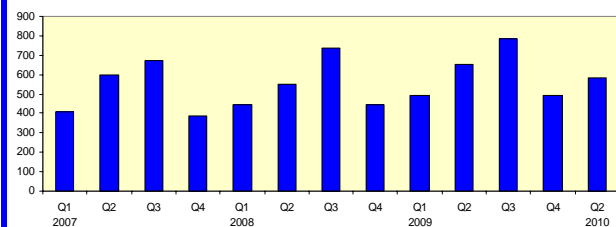
'UK Others' includes: RAF Others, Navy Others, Army Helicopters; USAF, Other Helicopters

### 7. UK & Overseas Helicopter Summary: Persons by Unit

Persons by Unit

Qtr 2 2010	2007				2008				2009				2010	Qtr 2
	Q1	Q2	Q3	Q4	Q1	Q2	Q3	Q4	Q1	Q2	Q3	Q4	Q2	Avg
RAF Boulmer	32	36	37	31	22	40	80	43	30	31	40	48	44	38
RAF Chivenor	46	61	91	26	33	51	89	38	45	76	117	66	89	69
RAF Leconfield	50	94	139	32	20	59	39	45	21	31	48	32	32	54
RAF Lossiemouth	37	52	47	24	39	57	58	45	41	43	53	34	42	49
RAF Valley	44	49	113	30	50	51	57	59	51	91	68	86	66	64
RAF Wattisham	16	55	27	24	20	31	21	15	17	27	30	8	20	33
RNAS Culdrose	73	52	73	22	37	40	61	31	44	74	93	67	71	59
HMS Gannet SAR Flight	69	62	90	65	77	72	120	78	76	110	94	98	94	85
Cyprus	2	2	3	4	1	4	0	0	1	3	0	5	0	2
Falklands	14	8	9	8	118	16	7	10	30	2	3	19	3	7
UK Other Helicopters	0	1	26	0	0	0	0	0	0	0	1	0	0	0
Overseas Others	0	0	0	0	0	0	0	0	0	0	0	0	0	0
<b>Total</b>	<b>383</b>	<b>472</b>	<b>655</b>	<b>266</b>	<b>417</b>	<b>421</b>	<b>532</b>	<b>364</b>	<b>356</b>	<b>488</b>	<b>547</b>	<b>463</b>	<b>461</b>	<b>461</b>

### 2. UK & Overseas Summary: Callouts-Quarterly Comparisons



### 5. UK & Overseas Helicopter Summary

Average Flying Hours Per Callout# Average Distance From Base (Nautical Miles)

Apr - Jun 2010				Qtrly Avg				
Apr	May	Jun	Qtrly Avg	Apr	May	Jun	Qtrly Avg	
RAF Boulmer	1.46	2.14	1.35	1.49	57	64	56	58
RAF Chivenor	1.29	1.15	0.49	1.07	35	52	34	40
RAF Leconfield	1.52	1.07	1.43	1.40	65	37	37	46
RAF Lossiemouth	3.07	1.34	1.52	1.59	66	54	56	57
RAF Valley	1.28	1.27	1.18	1.23	28	27	30	28
RAF Wattisham	2.06	1.35	1.19	1.37	42	39	57	47
RNAS Culdrose	1.23	1.14	1.22	1.20	28	33	23	28
HMS Gannet	1.58	1.18	1.24	1.30	56	57	51	55
Cyprus	0.00	1.59	1.58	1.58	0	36	17	23
Falklands	1.10	1.00	0.00	1.03	21	13	0	15
UK Other Helos	0.00	0.00	0.00	0.00	0	0	0	0
Overseas Others	0.00	0.00	0.00	0.00	0	0	0	0

# Average Flying Hours are expressed in Hours and Minutes. (Flying time excludes periods where an aircraft lands, whether the engines are shut down or not).

### 8. UK & Overseas Helicopter Summary: Callouts by Unit & Type of Assistance

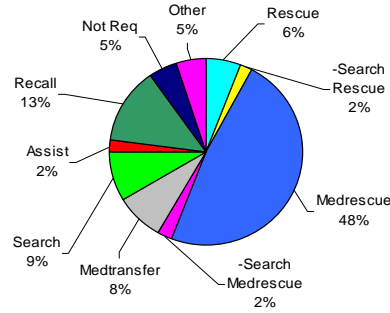
Callouts by Unit & Type of Assistance

Qtr 2 2010	Total Callouts	Type of Assistance																				
		Rescue	Search-Rescue	Medi-rescue	Search-Medi-rescue	Mid-transfer	Recovery	Search-Recovery	Transfer	Civ Aid	Search	Top Cover	Assist	Search-Assist	Recall	Not Req	False Alarm	Hoax	Precaution	Aborted	Search-Abort	
RAF Boulmer	50	2	0	29	0	2	0	0	0	2	0	1	2	10	0	2	0	0	0	0	0	0
RAF Chivenor	102	11	2	44	2	6	0	0	1	0	8	1	0	0	17	9	1	0	0	0	0	0
RAF Leconfield	47	3	1	21	0	0	0	0	0	11	0	0	0	6	3	0	0	1	1	0	0	0
RAF Lossiemouth	46	4	2	23	0	4	0	1	0	0	2	0	2	0	5	3	0	0	0	0	0	0
RAF Valley	79	4	3	43	3	2	1	0	0	7	2	1	1	8	2	1	0	0	1	0	0	0
RAF Wattisham	35	4	2	5	1	5	0	0	0	3	2	0	0	7	4	0	2	0	0	0	0	0
RNAS Culdrose	85	2	0	49	1	13	0	0	1	0	7	3	1	0	5	2	1	0	0	0	0	0
HMS Gannet SAR Flight	114	3	0	55	6	14	0	0	1	1	8	0	0	16	4	2	1	0	1	0	0	0
Cyprus	12	0	0	0	0	0	0	0	0	10	1	1	0	0	0	0	0	0	0	0	0	0
Falklands	3	0	0	2	0	1	0	0	0	0	0	0	0	0	0	0	0	0	0	0	0	0
UK Other Helos	0	0	0	0	0	0	0	0	0	0	0	0	0	0	0	0	0	0	0	0	0	0
Overseas Others	0	0	0	0	0	0	0	0	0	0	0	0	0	0	0	0	0	0	0	0	0	0
<b>Total</b>	<b>573</b>	<b>33</b>	<b>10</b>	<b>271</b>	<b>13</b>	<b>47</b>	<b>1</b>	<b>1</b>	<b>3</b>	<b>11</b>	<b>49</b>	<b>9</b>	<b>7</b>	<b>3</b>	<b>74</b>	<b>27</b>	<b>7</b>					

9. UK & Overseas Helicopter Summary:  
Persons by Unit & Type of Assistance

Qtr 2 2010	Total Persons	Type of Assistance							Transfer
		Rescue	Search-Rescue	Medrescue	Search-Medrescue	Medtransfer	Recovery	Search-Recovery	
RAF Boulmer	44	6	0	36	0	2	0	0	0
RAF Chivenor	89	25	2	46	2	7	0	0	7
RAF Leconfield	32	7	2	23	0	0	0	0	0
RAF Lossiemouth	42	8	4	24	0	5	0	1	0
RAF Valley	66	9	7	43	3	2	2	0	0
RAF Wattisham	20	7	2	5	1	5	0	0	0
RNAS Culdrose	71	5	0	51	1	13	0	0	1
HMS Gannet SAR	94	6	0	65	7	15	0	0	1
Cyprus	0	0	0	0	0	0	0	0	0
Falklands	3	0	0	2	0	1	0	0	0
UK Other Helicopters	0	0	0	0	0	0	0	0	0
Overseas Others	0	0	0	0	0	0	0	0	0
<b>Total</b>	<b>461</b>	<b>73</b>	<b>17</b>	<b>295</b>	<b>14</b>	<b>50</b>	<b>2</b>	<b>1</b>	<b>9</b>

12. UK Helicopter Summary: Callouts by Type of Assistance - Current Quarter



15. Mountain Rescue Teams: Callouts & Persons by Unit

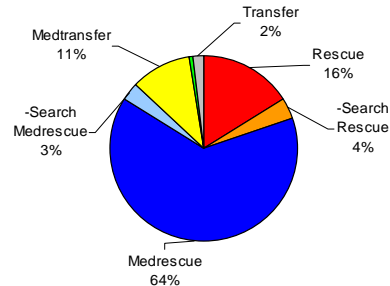
Callouts by Unit	2007				2008				2009				2010
	Q1	Q2	Q3	Q4	Q1	Q2	Q3	Q4	Q1	Q2	Q3	Q4	Qtr 2
Kinloss	13	9	13	4	17	5	5	5	5	9	8	7	5
Leeming	3	3	6	1	4	3	3	2	3	4	2	4	2
Leuchars	1	2	6	5	7	4	8	2	7	3	8	4	1
St Athan *	0	0	0	0	0	0	0	0	0	0	0	0	0
Stafford *	0	0	0	0	0	0	0	0	0	0	0	0	0
Valley *	10	10	5	10	6	7	8	4	7	5	8	2	4
Other	1	0	0	0	0	1	0	0	0	0	0	0	0
<b>Total</b>	<b>28</b>	<b>24</b>	<b>30</b>	<b>20</b>	<b>34</b>	<b>20</b>	<b>24</b>	<b>13</b>	<b>22</b>	<b>21</b>	<b>26</b>	<b>17</b>	<b>12</b>

Persons by Unit	2007				2008				2009				2010
	Q1	Q2	Q3	Q4	Q1	Q2	Q3	Q4	Q1	Q2	Q3	Q4	Qtr 2
Kinloss	1	3	0	0	4	2	0	1	1	1	4	1	3
Leeming	0	0	7	0	1	0	0	6	1	0	0	0	1
Leuchars	0	0	0	3	0	6	3	0	4	0	2	0	0
St Athan	0	0	0	0	0	0	0	0	0	0	0	0	0
Stafford	0	0	0	0	0	0	0	0	0	0	0	0	0
Valley	2	23	0	2	1	2	2	0	3	0	2	0	0
Other	0	0	0	0	0	1	0	0	0	0	0	0	0
<b>Total</b>	<b>3</b>	<b>26</b>	<b>7</b>	<b>5</b>	<b>6</b>	<b>11</b>	<b>5</b>	<b>7</b>	<b>9</b>	<b>1</b>	<b>8</b>	<b>1</b>	<b>4</b>

10. UK Helicopter Summary: Callouts by Type of Assistance

	Total Callouts	Type of Assistance																			
		Rescue	Search-Rescue	Medrescue	Search-Medrescue	Medtransfer	Recovery	Search-Recovery	Transfer	Civ Aid	Search	Assist	Search-Assist	Recall	Not Req	False Alarm	Hoax	Precipitation	Aborted	Search/abort	
2010 Apr	153	11	5	73	3	18	1	0	1	0	16	0	1	0	18	4	1	0	0	1	0
2010 May	181	13	1	96	5	15	0	0	1	0	12	4	0	0	21	8	3	1	1	0	0
2010 Jun	224	9	4	100	5	13	0	1	1	1	20	4	6	3	35	15	3	2	0	2	0
<b>Qtrly Total</b>	<b>558</b>	<b>33</b>	<b>10</b>	<b>269</b>	<b>13</b>	<b>46</b>	<b>1</b>	<b>1</b>	<b>3</b>	<b>1</b>	<b>48</b>	<b>8</b>	<b>7</b>	<b>3</b>	<b>74</b>	<b>27</b>	<b>7</b>	<b>3</b>	<b>2</b>	<b>3</b>	<b>0</b>

13. UK Helicopter Summary: Persons by Type of Assistance - Current Quarter



16. UK & Overseas Fixed Wing Aircraft:  
Callouts by Type of Assistance

2007 - 2009	2007				2008				2009			
	Q1	Q2	Q3	Q4	Q1	Q2	Q3	Q4	Q1	Q2	Q3	Q4
Search	0	2	2	0	3	1	3	2	0	1	0	1
Top Cover	6	5	2	3	9	2	1	5	4	3	2	1
Other	0	0	1	0	3	0	0	0	0	2	0	0
<b>Total</b>	<b>6</b>	<b>7</b>	<b>5</b>	<b>3</b>	<b>15</b>	<b>3</b>	<b>4</b>	<b>7</b>	<b>4</b>	<b>6</b>	<b>2</b>	<b>2</b>

2010	Apr	May	Jun	Qtr 2 Total
Search	0	0	0	0
Top Cover	0	0	0	0
Other	0	0	0	0
<b>Total</b>	<b>0</b>	<b>0</b>	<b>0</b>	<b>0</b>

2010	Average Flying Hours*	Average Distance from Base (NM)
April	0.00	0
May	0.00	0
June	0.00	0
<b>Qtrly Average</b>	<b>0.00</b>	<b>0</b>

# Average Flying Hours are expressed in Hours and Minutes. (Flying time excludes periods where an aircraft lands, whether the engines are shut down or not).

11. UK Helicopter Summary

	Total Persons	Type of Assistance							Total Callouts	Land	Coast	Maritime
		Rescue	Search-Rescue	Medrescue	Search-Medrescue	Medtransfer	Recovery	Search-Recovery				
2010 Apr	148	33	10	75	3	18	2	0	153	114	30	9
2010 May	160	25	1	111	5	17	0	0	181	118	45	18
2010 Jun	150	15	6	107	6	14	0	1	224	123	82	19
<b>Qtrly Total</b>	<b>458</b>	<b>73</b>	<b>17</b>	<b>293</b>	<b>14</b>	<b>49</b>	<b>2</b>	<b>1</b>	<b>558</b>	<b>355</b>	<b>157</b>	<b>46</b>

14. Mountain Rescue Teams: Callouts, Persons & Man Hours

Callouts by Unit					Persons by Unit				
2010	Apr	May	Jun	Qtr 2 Total	Apr	May	Jun	Qtr 2 Total	
Kinloss	1	2	2	5	0	0	3	3	
Leeming	0	2	0	2	0	1	0	1	
Leuchars	0	1	0	1	0	0	0	0	
Valley	0	3	1	4	0	0	0	0	
Other	0	0	0	0	0	0	0	0	
<b>Total</b>	<b>1</b>	<b>8</b>	<b>3</b>	<b>12</b>	<b>0</b>	<b>1</b>	<b>3</b>	<b>4</b>	

Man Hours				
	Apr	May	Jun	Qtr 2 Total
Kinloss	34	99	182	315
Leeming	0	24	0	24
Leuchars	0	122	0	122
Valley	0	24	17	41
Other	0	0	0	0
<b>Total</b>	<b>34</b>	<b>269</b>	<b>199</b>	<b>502</b>

\* MRT Units at St Athan & Stafford have now closed and the MRS HQ transferred to MRT Valley

DASA is keen to listen to its customers and will continue to seek opportunities for improvement. We will be happy to receive and consider your comments on any of the reports we produce. The DASA SMG SAR team is:  
**Edd Byrne** Tel: 01225 472113 **Jason Stone** Tel: 01225 472514  
**Neil Chivers** Tel: 01225 468229  
**E Mail: DASA-SMG Asst Methodologist 1b C (MoD Internal)**  
**Edd.byrne@dasa.mod.uk (external)**  
**DASA-SMG Methodologist 1C (MoD Internal)**  
**Jason.stone@dasa.mod.uk (external)**  
**DASA-DEPSA EPAC EPA Corporate Officer (MoD Internal)**  
**Neil.chivers@dasa.mod.uk (external)**  
**Our Address is: DASA SMG**  
**Spur 8 Beckford Block**  
**Enslough, Bath, BA1 5AB**  
*defence analytical services & advice*