

DASA (Price Indices)

Search and Rescue

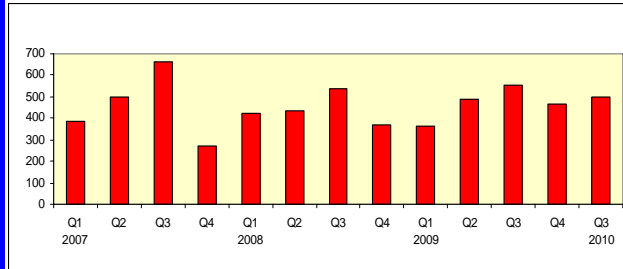
Quarterly Report Pocket Brief

July - September 2010

The full report is available at
<http://www.dasa.mod.uk>



3. UK & Overseas Summary: Persons-Quarterly Comparisons



6. UK & Overseas Helicopter Summary:

Callouts by Unit

Qtr 3 2010	2007				2008				2009				2010	Qtr 3
	Q1	Q2	Q3	Q4	Q1	Q2	Q3	Q4	Q1	Q2	Q3	Q4	Q3	Avg
RAF Boulmer	30	46	46	48	34	59	75	43	54	51	62	47	50	58
RAF Chivenor	39	79	96	42	40	69	112	41	57	85	135	63	108	113
RAF Leconfield	35	74	67	46	39	69	72	52	45	51	66	42	60	66
RAF Lossiemouth	48	57	56	27	61	67	91	56	50	69	75	42	53	69
RAF Valley	51	66	77	40	43	44	82	53	62	93	111	56	94	91
RAF Wattisham	24	58	63	38	27	52	59	36	30	43	61	28	47	58
RNAS Culdrose	49	69	86	27	38	49	77	40	49	102	108	52	76	87
HMS Gannet SAR Flight	77	90	109	83	80	87	128	87	97	116	121	113	97	114
Cyprus	8	18	24	3	7	15	6	2	3	12	9	12	6	11
Falklands	14	8	9	8	28	17	7	14	22	3	4	16	10	8
UK Other Helicopters	0	2	5	0	1	0	0	0	0	0	1	0	0	2
Overseas Others	0	0	0	0	0	0	0	0	0	0	0	0	0	0
Total	375	567	638	362	398	528	709	424	469	625	753	471	601	675

1. UK & Overseas Summary

		Total Callouts	UK Helos	O/S Helos	Fixed Wing	Mountain Rescue	Marine Craft	Persons Assisted
2010	Jul	228	222	2	0	4	0	176
	Aug	225	216	6	0	3	0	211
	Sep	160	147	8	0	5	0	114
	Qtrly total	613	585	16	0	12	0	501
2007	Q1	409	353	22	6	28	0	386
	Q2	598	541	26	7	24	0	498
	Q3	673	605	33	5	30	0	662
	Q4	385	351	11	3	20	0	271
2008	Q1	447	363	35	15	34	0	423
	Q2	551	496	32	3	20	0	432
	Q3	737	696	13	4	24	0	537
	Q4	444	408	16	7	13	0	371
2009	Q1	495	444	25	4	22	0	365
	Q2	652	610	15	6	21	0	489
	Q3	781	740	13	2	26	0	555
	Q4	490	443	28	2	17	0	464

4. UK & Overseas Helicopter Summary

Callouts				Persons				
Jul - Sep 2010				Jul - Sep 2010				
Jul	Aug	Sep	Qtrly Total	Jul	Aug	Sep	Qtrly Total	
RAF Boulmer	19	21	10	50	13	15	6	34
RAF Chivenor	48	31	29	108	34	25	16	75
RAF Leconfield	22	24	14	60	19	24	8	51
RAF Lossiemouth	15	18	20	53	11	17	20	48
RAF Valley	30	44	20	94	29	57	18	104
RAF Wattisham	19	14	14	47	7	14	9	30
RNAS Culdrose	26	34	16	76	22	28	16	66
HMS Gannet	43	30	24	97	39	28	15	82
Cyprus	0	4	2	6	0	0	0	0
Falklands	2	2	6	10	2	2	6	10
UK Other Helicopters	0	0	0	0	0	0	0	0
Overseas Others	0	0	0	0	0	0	0	0
Total	224	222	155	601	176	210	114	500

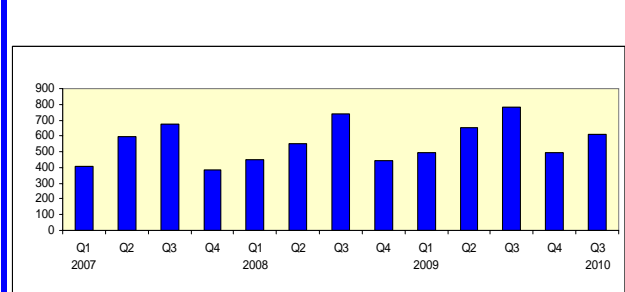
'UK Others' includes: RAF Others, Navy Others, Army Helicopters; USAF, Other Helicopters

7. UK & Overseas Helicopter Summary:

Persons by Unit

Qtr 3 2010	2007				2008				2009				2010	Qtr 3
	Q1	Q2	Q3	Q4	Q1	Q2	Q3	Q4	Q1	Q2	Q3	Q4	Q3	Avg
RAF Boulmer	32	36	37	31	22	40	80	43	30	31	40	48	34	48
RAF Chivenor	46	61	91	26	33	51	89	38	45	76	117	66	75	93
RAF Leconfield	50	94	139	32	20	59	39	45	21	31	48	32	51	69
RAF Lossiemouth	37	52	47	24	39	57	58	45	41	43	53	34	48	52
RAF Valley	44	49	113	30	50	51	57	59	51	91	68	86	104	86
RAF Wattisham	16	55	27	24	20	31	21	15	17	27	30	8	30	27
RNAS Culdrose	73	52	73	22	37	40	61	31	44	74	93	67	66	73
HMS Gannet SAR Flight	69	62	90	65	77	72	120	78	76	110	94	98	82	97
Cyprus	2	2	3	4	1	4	0	0	1	3	0	0	5	1
Falklands	14	8	9	8	118	16	7	10	30	2	3	19	10	7
UK Other Helicopters	0	1	26	0	0	0	0	0	0	0	1	0	0	7
Overseas Others	0	0	0	0	0	0	0	0	0	0	0	0	0	0
Total	383	472	655	266	417	421	532	364	356	488	547	463	500	559

2. UK & Overseas Summary: Callouts-Quarterly Comparisons



5. UK & Overseas Helicopter Summary

Average Flying Hours Per Callout				Average Distance From Base (Nautical Miles)				
Jul - Sep 2010				Jul - Sep 2010				
Jul	Aug	Sep	Qtrly Avg	Jul	Aug	Sep	Qtrly Avg	
RAF Boulmer	1.22	2.04	1.46	1.45	RAF Boulmer	49	44	46
RAF Chivenor	0.56	1.12	1.03	1.02	RAF Chivenor	38	31	29
RAF Leconfield	1.31	1.07	1.28	1.21	RAF Leconfield	39	30	43
RAF Lossiemouth	1.47	2.06	2.34	2.11	RAF Lossiemouth	68	59	55
RAF Valley	1.24	1.33	1.20	1.28	RAF Valley	32	32	28
RAF Wattisham	1.09	1.32	1.29	1.22	RAF Wattisham	45	43	51
RNAS Culdrose	1.14	1.11	1.18	1.14	RNAS Culdrose	26	29	29
HMS Gannet	1.22	1.54	0.59	1.26	HMS Gannet	51	58	44
Cyprus	0.00	1.41	3.00	2.08	Cyprus	0	15	26
Falklands	3.40	3.57	1.45	2.35	Falklands	133	155	68
UK Other Helicopters	0.00	0.00	0.00	0.00	UK Other Helicopters	0	0	0
Overseas Others	0.00	0.00	0.00	0.00	Overseas Others	0	0	0

Average Flying Hours are expressed in Hours and Minutes. (Flying time excludes periods where an aircraft lands, whether the engines are shut down or not).

8. UK & Overseas Helicopter Summary:

Callouts by Unit & Type of Assistance

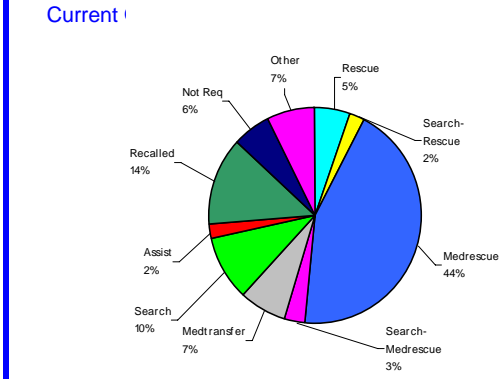
Qtr 3 2010	Total Callouts	Type of Assistance																		
		Rescue	Search-Rescue	Medevac	Search-Medevac	Meditransfer	Recovery	Search-Recovery	Transfer	Civil Aid	Search	Top Cover	Search-Assist	Recalled	Not Req	False Alarm	Hoax	Preclosure	Aborted	Search-Abort
RAF Boulmer	50	3	0	24	0	1	0	1	0	0	6	1	1	0	6	3	1	1	0	0
RAF Chivenor	108	7	1	42	2	3	0	0	0	0	8	3	0	2	23	12	4	1	0	0
RAF Leconfield	60	5	1	31	1	2	0	0	0	0	8	2	0	1	5	2	1	1	0	0
RAF Lossiemouth	53	1	5	23	4	1	0	0	0	0	5	1	1	0	6	2	0	0	0	0
RAF Valley	94	7	3	40	7	4	1	1	0	0	12	1	0	10	3	1	0	0	3	0
RAF Wattisham	47	3	1	10	0	6	0	0	0	0	6	0	0	0	12	3	4	1	1	0
RNAS Culdrose	76	3	1	45	1	9	0	1	0	0	8	0	0	2	2	0	0	1	1	2
HMS Gannet SAR	97	3	2	39	4	16	1	0	1	0	3	1	0	3	14	6	3	0	0	1
Cyprus	6	0	0	0	0	0	0	0	0	0	4	0	0	1	0	0	0	0	0	0
Falklands	10	0	0	3	0	5	0	0	2	0	0	0	0	0	0	0	0	0	0	0
UK Other Helicopters	0	0	0	0	0	0	0	0	0	0	0	0	0	0	0	0	0	0	0	0
Overseas Others	0	0	0	0	0	0	0	0	0	0	0	0	0	0	0	0	0	0	0	0
Total	601	32	14	257	19	47	3	2	4	4	56	8	7	8	78	34	14	5	2	6

9. UK & Overseas Helicopter Summary:

Persons by Unit & Type of Assistance

Qtr 3 2010	Total Persons	Type of Assistance							
		Rescue	Search-Rescue	Medrescue	Search-Medrescue	Medtransfer	Recovery	Search-Recovery	Transfer
RAF Boulmer	34	5	0	26	0	1	1	0	1
RAF Chivenor	75	18	1	51	2	3	0	0	0
RAF Leconfield	51	10	2	36	1	2	0	0	0
RAF Lossiemouth	48	6	11	24	6	1	0	0	0
RAF Valley	104	35	13	43	7	4	1	1	0
RAF Wattisham	30	12	2	10	0	6	0	0	0
RNAS Culdrose	66	4	1	50	1	9	0	1	0
HMS Gannet SAR	82	5	6	46	4	19	1	0	1
Cyprus	0	0	0	0	0	0	0	0	0
Falklands	10	0	0	3	0	5	0	0	2
UK Other Helicopters	0	0	0	0	0	0	0	0	0
Overseas Others	0	0	0	0	0	0	0	0	0
Total	500	95	36	289	21	50	3	2	4

12. UK Helicopter Summary: Callouts by Type of Assistance - Current



15. Mountain Rescue Teams: Callouts & Persons by Unit

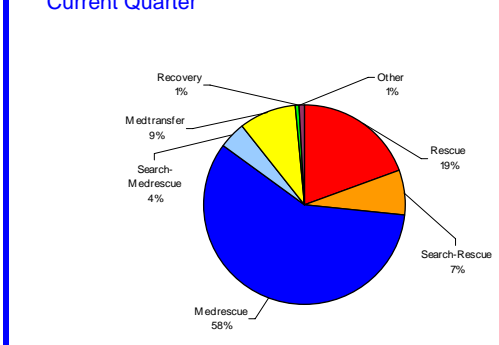
Callouts by Unit	2007				2008				2009				2010
	Q1	Q2	Q3	Q4	Q1	Q2	Q3	Q4	Q1	Q2	Q3	Q4	Qtr 3
Kinloss	13	9	13	4	17	5	5	5	5	9	8	7	6
Leeming	3	3	6	1	4	3	3	2	3	4	2	4	1
Leuchars	1	2	6	5	7	4	8	2	7	3	8	4	2
Valley	10	10	5	10	6	7	8	4	7	5	8	2	3
Other	1	0	0	0	0	1	0	0	0	0	0	0	0
Total	28	24	30	20	34	20	24	13	22	21	26	17	12

Persons by Unit	2007				2008				2009				2010
	Q1	Q2	Q3	Q4	Q1	Q2	Q3	Q4	Q1	Q2	Q3	Q4	Qtr 3
Kinloss	1	3	0	0	4	2	0	1	1	1	4	1	0
Leeming	0	0	7	0	1	0	0	6	1	0	0	0	0
Leuchars	0	0	0	3	0	6	3	0	4	0	2	0	0
Valley	2	23	0	2	1	2	0	0	3	0	2	0	1
Other	0	0	0	0	0	1	0	0	0	0	0	0	0
Total	3	26	7	5	6	11	5	7	9	1	8	1	1

10. UK Helicopter Summary: Callouts by Type of Assistance

2010	Jul	Aug	Sep	Qtrly Total	Total Callouts																	
					Rescue	Search-Rescue	Medrescue	Search-Medrescue	Medtransfer	Search-Recovery	Transfer	Civil Aid	Search	Top Cover	Assist	Search-Assist	Recalled	Not Req	False Alarm	Max	Precision	Aborted
2010	Jul	222	10	5	91	7	15	0	1	1	0	17	2	3	3	36	14	8	4	1	4	0
2010	Aug	216	17	4	100	7	12	3	1	1	0	27	4	2	3	36	14	8	4	1	4	0
2010	Sep	147	5	5	63	5	15	0	0	0	0	12	2	2	1	20	10	1	1	0	0	0
2010	Qtrly Total	585	32	14	254	19	42	3	2	2	0	56	8	7	7	78	33	14	5	2	6	1

13. UK Helicopter Summary: Persons by Type of Assistance - Current Quarter



16. UK & Overseas Fixed Wing Aircraft: Callouts by Type of Assistance

2007 - 2009	2007				2008				2009			
	Q1	Q2	Q3	Q4	Q1	Q2	Q3	Q4	Q1	Q2	Q3	Q4
Search	0	2	2	0	3	1	3	2	0	1	0	1
Top Cover	6	5	2	3	9	2	1	5	4	3	2	1
Other	0	0	0	0	0	0	0	0	0	0	0	0
Total	6	7	5	3	15	3	4	7	4	6	2	2

2010	Jul	Aug	Sep	Qtr 3 Total
Search	0	0	0	0
Top Cover	0	0	0	0
Other	0	0	0	0
Total	0	0	0	0

2010	Average Flying Hours	Average Distance from Base (NM)
July	0.00	0
August	0.00	0
September	0.00	0
Qtr Average	0.00	0

Average Flying Hours are expressed in Hours and Minutes. (Flying time excludes periods where an aircraft lands, whether the engines are shut down or not).

11. UK Helicopter Summary

2010	Jul	Aug	Sep	Qtrly Total	Total Persons								
					Rescue	Search-Rescue	Medrescue	Search-Medrescue	Medtransfer	Recovery	Search-Recovery	Transfer	
2010	Jul	174	28	12	108	7	17	0	1	1	1	1	1
2010	Aug	208	57	13	114	7	12	3	1	1	1	1	1
2010	Sep	108	10	11	64	7	16	0	0	0	0	0	0
2010	Qtrly Total	490	95	36	286	21	45	3	2	2	2	2	2

2010	Jul	Aug	Sep	Qtrly Total	Total Callouts		
					Land	Coast	Maritime
2010	Jul	222	116	83	23	0	0
2010	Aug	216	133	66	17	0	0
2010	Sep	147	99	31	17	0	0
2010	Qtrly Total	585	348	180	57	0	0

14. Mountain Rescue Teams: Callouts, Persons & Man Hours

Callouts by Unit	2010				Qtr 3 Total
	Jul	Aug	Sep	Qtr 3 Total	
Kinloss	1	2	3	6	
Leeming	1	0	0	1	
Leuchars	0	0	2	2	
Valley	2	1	0	3	
Other	0	0	0	0	
Total	4	3	5	12	

Persons by Unit	2010				Qtr 3 Total
	Jul	Aug	Sep	Qtr 3 Total	
Kinloss	0	0	0	0	
Leeming	0	0	0	0	
Leuchars	0	0	0	0	
Valley	0	1	0	1	
Other	0	0	0	0	
Total	0	1	0	1	

Man Hours	2010				Qtr 3 Total
	Jul	Aug	Sep	Qtr 3 Total	
Kinloss	17	148	569	734	
Leeming	48	0	0	48	
Leuchars	0	0	131	131	
Valley	12	77	0	89	
Other	0	0	0	0	
Total	77	225	700	1002	

DASA is keen to listen to its customers and will continue to seek opportunities for improvement. We will be happy to receive and consider your comments on any of the reports we produce. The DASA (PI) SAR team is:

Daniel Turner Tel: 030 679 34524
Paul Sherwood Tel: 030 679 34553

E Mail: DASADESA-PI-1@mod.uk
DASADESA-PI-OutputMgr@mod.uk

Our Address is: **DASA Price Indices**
Mailpoint 2124, Maple 1a
Abbey Wood, Bristol, BS34 8JH

defence analytical services & advice