

## **Minor Revisions Notice**

Minor revisions have been made to editions of this publication from November 2012 to February 2013 inclusive.

Table 9a-

Contained 3 unrounded figures which have now been rounded.

2009/2010- The Royal Navy Officers total has been amended from 380 to 330

Table 10a -

Contained 3 unrounded figures which have now been rounded.

Table 10b -

The 2010/11 XSM AB VO rate % has been amended from 4.6% to 4.8%.

The 2011/12 XSM CPO VO rate % has been amended from 1.9% to 2.9%.

Table 12b -

2011/12 - The Medical Assistant gains to trained strength flows have been amended from 50 to 40.

Table 13 -

Contained unrounded data which have now been rounded.

2009/10 RM GS trained intake to trained regular strength has been amended from 30 to 40. One figure for 2009/10, three figures for 2010/11 and one figure for 2011/12 have been amended.

These issues were caused by minor revisions to the process in preparation for the publication of UKDS. These differences have now been identified and resolved.

# Naval Service Monthly Personnel Situation Report



**1st February 2013**

**Produced By:**

**Defence Analytical Services and Advice**

## **Revisions to historic data from the Joint Personnel Administration System**

DASA has recently undertaken a major review of all Armed Forces personnel data from the Joint Personnel Administration system. This has resulted in changes to the strengths, intake and outflow data reported in this publication, affecting the following periods:

Flow statistics from the period ending 31 March 2009 to the period ending 31 October 2011 and strength statistics from 1 May 2009 to 1 November 2011 (inclusive).

Changes of around 20 per month have been made to the headline strengths. Changes to monthly outflow figures range from fewer than 10 to around 50.

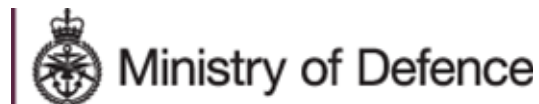
The revised data are considered finalised and are therefore no longer marked provisional. Data for 1 November 2011 and subsequent dates are considered final.

**This Naval Service Monthly Personnel  
Situation Report is published by DASA  
Navy (Portsmouth)**

**We welcome feedback on the report.**

**Please contact the Statistician  
responsible for the report**

[E-Mail: DASA-PSANavySeniorAnalyst2@mod.uk](mailto:DASA-PSANavySeniorAnalyst2@mod.uk)



# Naval Service Monthly Personnel Situation Report

## Contents

1st February 2013

- 1 **Current & Historic Trained Strengths**
  - a *Trained Strengths and Liability*
  - b *Summary Strengths by Service and Arm*
  - c *Graph of Trained Strengths, Liability and Surplus/Deficit for the Naval Service*
  
- 2 **Trained Strengths by Branch, Specialisation and Arm**
  - a *Trained Regular Officer Strengths and Liability by Branch, Specialisation and Arm*
  - b *Trained Regular Rating Strengths and Liability by Branch, Specialisation and Arm*
  - c *Trained FTRS Officer Strengths by Branch, Specialisation and Arm*
  - d *Trained FTRS Rating Strengths by Branch, Specialisation and Arm*
  - e *Officer Transfer Trainee Strengths by Branch, Specialisation and Arm*
  - f *Rating Transfer Trainee Strengths by Branch, Specialisation and Arm*
  
- 3 **Trained Regular Strengths by Branch and Paid Rank**
  - a *Trained Regular Officer Strengths and Liability*
  - b *Trained Regular Rating Strengths and Liability*
  - c *Graphs of Trained Regular Officer Surplus/Deficit by Paid Rank*
  - d *Graphs of Trained Regular Rating Surplus/Deficit by Paid Rank*
  - e *Trained FTRS Officer Strengths by Branch and Paid Rank*
  - f *Trained FTRS Rating Strengths by Branch and Paid Rank*
  
- 4 **Trained Regular Strengths by Branch, Specialisation, Arm and Paid Rank**
  - a (GS) *Trained Regular Officer General Service Strengths by Branch, Specialisation, Arm and Paid Rank*
  - a (SM) *Trained Regular Officer Submariner Strengths by Branch, Specialisation, Arm and Paid Rank*
  - a (FAA) *Trained Regular Officer Fleet Air Arm Strengths by Branch, Specialisation, Arm and Paid Rank*
  - b (GS) *Trained Regular Rating General Service Strengths by Branch, Specialisation, Arm and Paid Rank*
  - b (SM) *Trained Regular Rating Submariner Strengths by Branch, Specialisation, Arm and Paid Rank*
  - b (FAA) *Trained Regular Rating Fleet Air Arm Strengths by Branch, Specialisation, Arm and Paid Rank*
  
- 5 **Untrained Regular Strengths by Branch and Paid Rank**
  - a *Untrained Regular Officer Strengths by Branch and Paid Rank*
  - b *Untrained Regular Rating Strengths by Branch and Paid Rank*
  
- 6 **Trained Regular Strengths By Budgetary Area**
  
- 7 **Trained Regular Length of Service**
  - a *Trained Regular Length of Service by Rank*
  - b *Trained Regular Officer Length of Service by Paid Rank*
  - c *Trained Regular Rating and Other Rank Length of Service by Paid Rank*
  
- 8 **Trained Regular Officer and Rating Due Outflow Over next 12 months**
  - a *Trained Regular Officer and Rating Due Redundancy Exits Over Next 12 Months*
  
- 9 **Trained Regular Naval Service Outflows**
  - a *Trained Regular Naval Service Officer Outflows*
  - b *Trained Regular Naval Service Rating Outflows*
  
- 10 **Trained Regular Voluntary Outflow**
  - a *Trained Regular Officer Voluntary Outflow by Paid Rank*
  - b *Trained Regular Rating Voluntary Outflow by Paid Rank*
  
- 11 **Trained Regular Promotions to Substantive Rank**
  - a *Trained Regular Officer Promotions To Substantive Rank*
  - b *Trained Regular Rating and Other Rank Promotions To Substantive Rank*
  
- 12 **Gains to Trained Strength**
  - a *Gains to the Officer Trained Strength by Branch*
  - b *Gains to the Rating Trained Strength by Branch*
  
- 13 **Trained Intake to Trained Regular Strength**

## **Glossary of Terms**

*Officer*  
*Ratings*  
*Other*

## Naval Service Monthly Personnel Situation Report

February 2013

This was previously known as the Royal Naval Monthly Personnel Situation Report

All data are derived from DASA's ARES2 Manpower Database. Strength data represents the position at the first of the month and flows data is movement reported during the previous calendar month.

The date of this situation report represents data as at the last day of the preceding month, i.e the January 2010 report represents data as at 31 December 2009.

Totals may not equal the sum of parts due to rounding. All numbers over 100 are rounded to the nearest 10 with numbers ending in 5 rounded to the nearest multiple of 20, to avoid bias. Numbers under 100 are rounded to the nearest 5, with numbers that would be rounded to 0 represented by '-'.  
Cells with "-" indicate 0.

**From June 2011, overall Liability figures are calculated as a straight line interpolation between the Planning Round Financial Year figures. Where liability is broken out by branch/specialisation, Planning Liability 2-12 has been used and is currently scaled to the interpolated monthly DP12 total figure.**

The Ratings "Branch" split has been changed to reflect the branch manager structure.

RM Aircrewmembers are included with XAV, and RM Medical Assistants are included with Medical. Where an RM/RN total split is given, they are included with RM.

Royal Marines Officers includes RM pilots.

'No Spec' (Officers) and 'No Trade' (Ratings) covers personnel whose specialisation has not yet been assigned.

Only Table 1 includes Full Time Reservists (FTRS), unless otherwise stated.

Premature Voluntary Release (PVR) has now been renamed Voluntary Outflow (VO).

VO exit rates are the 12 month total exits divided by the average strength. (Strength calculated on a 13 month rolling average).

Figures for previous periods have been revised to reflect the reclassification of some re-entrants from Untrained to Trained. These should now be the final figures.

LTAs and AWOLs have been removed from the strengths.

In the Trained Strengths tables involving branch and specialisation, Transfer Trainees have been removed from the totals. Transfer Trainees are shown in tables 2e and 2f. From May 2008, Transfer Trainees include Sideways Entries.

NA(Met) are shown as HM(M) under Warfare General Service regardless of their Arm.

Previously published graphs linked to future exits have been removed in line with the Data Protection Act 1998. Logistics trades have been reported in line with 2010DIN01-128

**Data from the Joint Personnel Administration system introduced October 2006 have been revised and are now considered final.**

## Naval Service Monthly Personnel Situation Report

Published by DASA

If you have any comments or queries please contact

[DASA-PSANawHd@mod.uk](mailto:DASA-PSANawHd@mod.uk)

## Summary of NATO Ranks

		<b>Royal Navy</b>	<b>Royal Marines</b>
****	OF-10	Admiral of the Fleet	
	OF-9	Admiral	General
***	OF-8	Vice Admiral	Lieutenant General
**	OF-7	Rear Admiral	Major General
*	OF-6	Commodore	Brigadier
	OF-5	Captain	Colonel
	OF-4	Commander	Lt Colonel
	OF-3	Lieutenant Commander	Major
	OF-2	Lieutenant	Captain
	OF-1	Sub-Lieutenant	Lieutenant/2nd Lieutenant
	OF(D)	Officer Designate	Officer Designate
	OR-9	Warrant Officer 1	Warrant Officer 1
	OR-8	Warrant Officer 2	Warrant Officer 2
	OR-7	Chief Petty Officer	Colour Sergeant
	OR-6	Petty Officer	Sergeant
	OR-5		
	OR-4	Leading Rate	Corporal
	OR-3		Lance Corporal
	OR-2	Able Rate	Marine (1st Class)
	OR-1 <sup>1</sup>	Ordinary Rate/Junior	Marine (2nd Class)/Junior

<sup>1</sup> The rank of OR-1 is now obsolete.

## Trained Strengths and Liability

	Apr-09	Apr-10	Apr-11	Apr-12
<b>RNS Regulars</b>	<b>34,400</b>	<b>35,180</b>	<b>35,250</b>	<b>33,190</b>
<b>FTRS "Regulars" *</b>	620	330	180	100
<b>FTRS "Non-Regulars" *</b>	-	250	250	260

	Aug-12	Sep-12	Oct-12	Nov-12	Dec-12	Jan-13	Feb-13
<b>32,590</b>	<b>32,400</b>	<b>32,020</b>	<b>31,880</b>	<b>31,800</b>	<b>31,680</b>	<b>31,500</b>	
120	120	120	130	130	140	140	
230	230	230	240	240	240	240	

<b>Total</b>	<i>Naval Service</i>	<b>35,020</b>	<b>35,500</b>	<b>35,420</b>	<b>33,290</b>
Royal Navy		27,660	28,120	27,860	25,970
Royal Marines		6,740	7,060	7,380	7,220
FTRS "Regulars" *		620	330	180	100
Liability		35,760	35,790	35,700	34,800
Regular Surplus/Deficit		-1,360	-620	-450	-1,610
Regular Surplus/Deficit (%)		-3.8%	-1.7%	-1.3%	-4.6%
Total Surplus/Deficit		-740	-290	-280	-1,510
Total Surplus/Deficit (%)		-2.1%	-0.8%	-0.8%	-4.3%
FTRS "Non-Regulars" *		-	250	250	260
Non Regular Liability		-	-	-	-
Non-Regular Surplus/Deficit		-	-	-	-
Non-Regular Surplus/Deficit (%)		0.0%	0.0%	0.0%	0.0%

	<b>32,720</b>	<b>32,520</b>	<b>32,140</b>	<b>32,010</b>	<b>31,940</b>	<b>31,810</b>	<b>31,640</b>
25,590	25,450	25,140	25,050	24,990	24,840	24,840	24,680
7,010	6,950	6,880	6,830	6,810	6,840	6,840	6,820
120	120	120	130	130	140	140	140
33,380	33,020	32,660	32,310	31,950	31,600	31,230	
-780	-620	-650	-430	-150	80	270	
-2.3%	-1.9%	-2.0%	-1.3%	-0.5%	0.3%	0.9%	
-660	-500	-530	-300	-20	220	410	
-2.0%	-1.5%	-1.6%	-0.9%	-0.1%	0.7%	1.3%	
230	230	230	240	240	240	240	
240	240	240	240	240	240	240	
-10	-10	-10	~	~	~	~	
-5.4%	-2.9%	-2.5%	-1.3%	-0.8%	-1.3%	-0.8%	

<b>Officers</b>	<b>6,690</b>	<b>6,660</b>	<b>6,620</b>	<b>6,410</b>
Royal Navy (inc Careers)	5,760	5,730	5,720	5,560
RM GS (inc Careers)	720	770	790	780
RM Band	10	10	10	10
Transfer Trainees	30	20	30	20
FTRS "Regulars" *	170	120	80	40
Liability	6,580	6,630	6,610	6,500
Surplus/Deficit	110	30	10	-90
Surplus/Deficit (%)	1.7%	0.4%	0.1%	-1.4%

	<b>6,390</b>	<b>6,370</b>	<b>6,340</b>	<b>6,320</b>	<b>6,300</b>	<b>6,260</b>	<b>6,240</b>
5,550	5,540	5,520	5,500	5,490	5,430	5,400	
760	760	750	740	740	750	750	
10	10	10	10	10	10	10	
10	10	10	10	10	10	10	
50	50	50	60	60	60	60	
6,280	6,220	6,160	6,100	6,050	5,990	5,920	
110	150	180	220	260	280	320	
1.7%	2.4%	2.9%	3.6%	4.3%	4.6%	5.4%	

<b>Ratings</b>	<b>28,330</b>	<b>28,850</b>	<b>28,800</b>	<b>26,880</b>
XR	5,540	5,680	5,530	5,140
XSM	840	880	860	830
XAV	760	790	820	790
Eng GS	5,140	5,240	5,100	4,490
Eng SM	2,070	2,140	2,150	2,130
Air Eng	3,340	3,460	3,530	3,260
Logistics	3,170	3,230	3,180	2,880
Medical	980	1,000	980	950
RM GS	5,580	5,840	6,130	5,960
RM Band	330	320	330	340
FTRS "Regulars" *	450	200	100	60
Careers RN	-	-	-	-
Careers RM	-	-	-	-
Unknown	-	-	-	-
Transfer Trainees	130	60	80	50
Liability	29,180	29,160	29,090	28,300
Surplus/Deficit	-850	-320	-290	-1,420
Surplus/Deficit (%)	-2.9%	-1.1%	-1.0%	-5.0%

	<b>26,330</b>	<b>26,150</b>	<b>25,800</b>	<b>25,690</b>	<b>25,630</b>	<b>25,550</b>	<b>25,400</b>
5,020	4,980	4,870	4,850	4,850	4,810	4,790	
820	820	820	820	810	810	800	
780	770	760	760	760	730	720	
4,390	4,350	4,270	4,240	4,230	4,220	4,180	
2,120	2,120	2,100	2,120	2,100	2,120	2,090	
3,180	3,170	3,160	3,160	3,160	3,140	3,120	
2,860	2,850	2,780	2,770	2,770	2,750	2,730	
940	930	940	920	920	910	920	
5,770	5,720	5,650	5,610	5,600	5,620	5,600	
340	340	350	350	340	340	340	
70	70	70	70	80	80	80	
-	-	-	-	-	-	-	
-	-	-	-	-	-	-	
-	-	-	-	-	-	-	
30	30	20	20	20	20	10	
27,100	26,800	26,500	26,200	25,910	25,610	25,310	
-770	-650	-710	-520	-280	-60	90	
-2.8%	-2.4%	-2.7%	-2.0%	-1.1%	-0.2%	0.4%	

**Feb-13 Edition.**

From Apr 08 until Dec 09, in this table only, the Liability used is the DP09 Liability Ceiling against which Manning Balance is now measured.

From Jan 10 and elsewhere in this document, Liability split by Officer/Rating, Branch & Spec is taken from the relevant Planning Liability (currently PL 2-12) scaled to the current DP. Total Liability figures are calculated as a straight line interpolation between the relevant PR April points (currently PR11 April 12 and PR12 April 13).

\*From Jun 09 in this table only, the FTRS Strength has been split into those that are counted against the Regular Liability - FTRS "Regulars", and those that count against a separate FTRS only Liability - FTRS "Non-Regulars"



**1b**

**Summary of Naval Service Strength by Service and Arm**

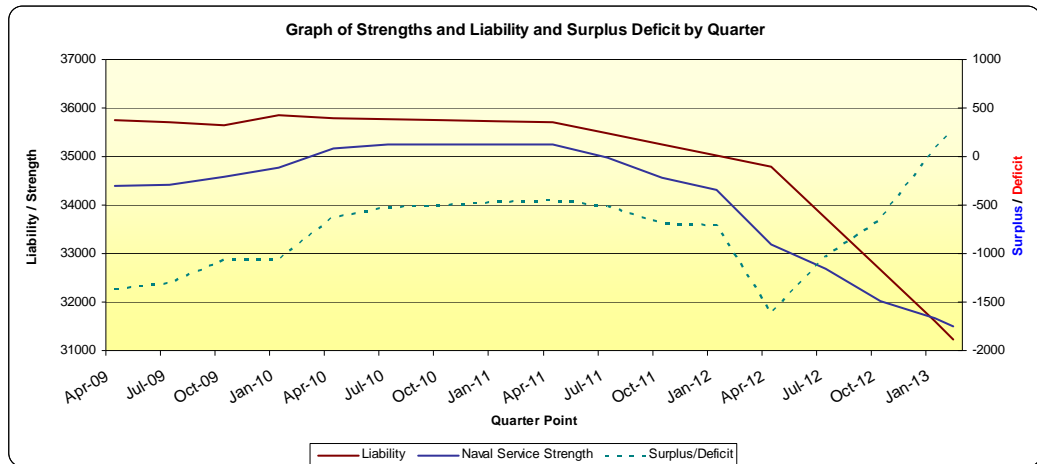
Total	
Naval Service:-	31,640
Royal Navy:-	24,800
Royal Marines:-	6,850

	Officers	Ratings
Naval Service:-	6,240	25,400
Royal Navy:-	5,470	19,320
Royal Marines:-	770	6,080

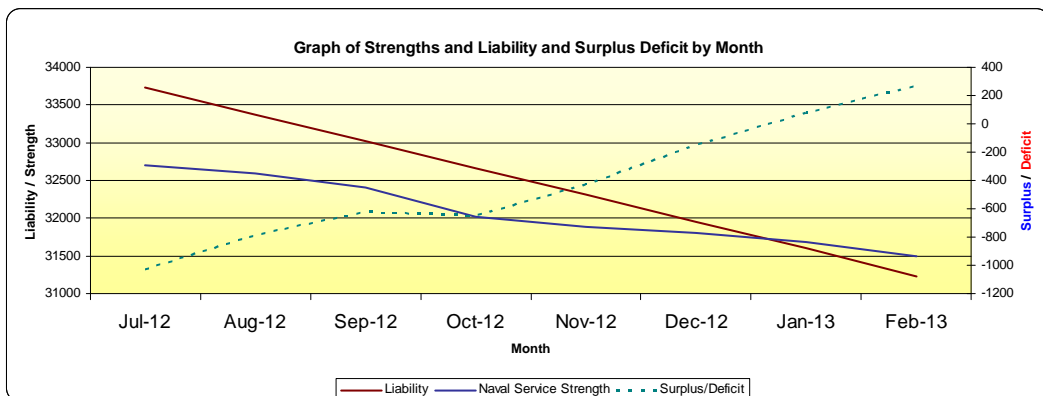
	Surface Fleet Personnel	Submarine Personnel	Aviation Personnel
Naval Service:-	22,070	4,320	5,260
Royal Navy:-	15,310	4,320	5,170
Royal Marines:-	6,760	-	90

The Strength shown is the total trained Regular and FTRS Regular Personnel  
 Total Strength is taken from DASA's ARES Manpower Database  
 Total Strength include all Regular and FTRS Regular Personnel  
 Naval Service figures are the Royal Navy and Royal Marines Combined

**1c Graph of Historic Trained Strengths, Liability and Surplus/Deficit for the Naval Service**



**1d Graph of Recent Trends Trained Strengths, Liability and Surplus/Deficit for the Naval Service**



**2a Trained Regular Officer Strengths\* and Liability\*\* by Branch, Specialisation and Arm**

Branch	Specialisation	GS	SM	FAA	Total	Liability	Surplus/Deficit
<b>Total</b>		<b>3,960</b>	<b>910</b>	<b>1,300</b>	<b>6,160</b>	<b>5,920</b>	<b>250</b>
<b>Warfare</b>		<b>1,400</b>	<b>320</b>	<b>960</b>	<b>2,690</b>	<b>2,610</b>	<b>80</b>
	Air Traffic Control	-	-	80	80		
	Aviation	-	-	40	40		
	Communicators	30	-	-	30		
	Intelligence Officer	110	-	-	110		
	Fighter Controller	50	-	-	50		
	General Service Warfare	380	-	-	380		
	HM	150	-	-	150		
	Mine Clearance Diver	70	-	-	70		
	Mine Warfare	30	-	-	30		
	Observer	-	-	340	340		
	Pilot	-	-	490	490		
	PWO	120	-	-	120		
	PWO(A)	200	-	-	200		
	PWO(C)	70	-	-	70		
	PWO(N)	70	-	-	70		
	PWO(U)	120	-	-	120		
	RN Police	20	-	-	20		
	Submariner	-	320	-	320		
	Unspecified	-	-	-	-		
<b>Engineer</b>		<b>920</b>	<b>490</b>	<b>290</b>	<b>1,700</b>	<b>1,620</b>	<b>90</b>
	Air Engineer	-	-	290	290		
	E(IS)	60	-	-	60		
	E(IS SM)	-	10	-	10		
	E(TM)	190	-	-	190		
	E(TM SM)	-	20	-	20		
	Marine Engineer	290	-	-	290		
	Marine Engineer (Submariner)	-	260	-	260		
	Weapons Engineer	380	-	-	380		
	Weapons Engineer (Submariner)	-	210	-	210		
	Unspecified	-	-	-	-		
<b>Logistics</b>		<b>420</b>	<b>90</b>	-	<b>510</b>	<b>490</b>	<b>20</b>
	Barrister	40	~	-	40		
	CMA	20	~	-	20		
	Logistics	360	90	-	450		
	Logistics Family Services	~	-	-	~		
<b>Medical</b>		<b>260</b>	-	-	<b>260</b>	<b>200</b>	<b>60</b>
<b>Medical Services</b>		<b>60</b>	-	-	<b>60</b>	<b>70</b>	<b>-10</b>
<b>Dental Services</b>		<b>60</b>	-	-	<b>60</b>	<b>60</b>	<b>-10</b>
<b>QARNNS</b>		<b>70</b>	-	-	<b>70</b>	<b>100</b>	<b>-30</b>
<b>Chaplain</b>		<b>60</b>	-	-	<b>60</b>	<b>60</b>	<b>~</b>
<b>No Spec</b>		-	-	-	-	-	-
<b>Other</b>	inc Careers	-	-	-	-	-	-
<b>Royal Marines</b>		<b>720</b>	-	<b>40</b>	<b>760</b>	<b>710</b>	<b>50</b>
	Band Service	10	-	-	10		
	General Service	700	-	-	700		
	Pilot	-	-	40	40		

\* The Trained Strength shown in this table is less the Transfer Trainee Strength, hence a slight difference. For the Transfer Trainee Strength please see tables 2e and 2f.

\*\* Smoothed Planning Liability 2-12 has been used and scaled to the interpolated monthly DP12 total figure.  
Feb-13 Edition.

2b

### Trained Regular Rating Strengths\* and Liability\*\* by Branch, Specialisation and Arm

Branch	Specialisation	GS	SM	FAA	Total	Liability	Surplus/Deficit
<b>Total</b>		<b>18,010</b>	<b>3,360</b>	<b>3,940</b>	<b>25,310</b>	<b>25,310</b>	<b>-</b>
<b>XR</b>		<b>4,700</b>	<b>-</b>	<b>90</b>	<b>4,790</b>	<b>4,940</b>	<b>-150</b>
	WS	470	-	-	470		
	WS(AWT)	380	-	-	380		
	WS(AWW)	340	-	-	340		
	WS(UW)	240	-	-	240		
	WS(EW)	390	-	-	390		
	CIS	790	-	-	790		
	HM	10	-	-	10		
	HM(H)	90	-	-	90		
	HM(M)	-	-	90	90		
	MW	280	-	-	280		
	Diver	330	-	-	330		
	SEA	660	-	-	660		
	WPN A	-	-	-	-		
	PT	220	-	-	220		
	RN Police	240	-	-	240		
	Telephonist	-	-	-	-		
	CT	240	-	-	240		
	Unspecified	-	-	-	-		
<b>XSM</b>		<b>-</b>	<b>800</b>	<b>-</b>	<b>800</b>	<b>770</b>	<b>30</b>
	Coxswain (SM)	-	40	-	40		
	WS(SSM)	-	310	-	310		
	WS(TSM)	-	230	-	230		
	CISSM	-	230	-	230		
<b>XAV</b>		<b>-</b>	<b>-</b>	<b>720</b>	<b>720</b>	<b>790</b>	<b>-70</b>
	Aircrewman	-	-	90	90		
	NA(AC)	-	-	120	120		
	NA(AH)	-	-	400	400		
	NA(PHOT)	-	-	70	70		
	RM Aircrewman	-	-	50	50		
	Unspecified	-	-	-	-		
<b>Engineer General Service</b>		<b>4,180</b>	<b>-</b>	<b>-</b>	<b>4,180</b>	<b>4,210</b>	<b>-30</b>
	MEM	220	-	-	220		
	WEM	60	-	-	60		
	ET(ME)	2,340	-	-	2,340		
	ET(WE)	1,550	-	-	1,550		
	ETS	-	-	-	-		
	Unspecified	-	-	-	-		
<b>Engineer Submariner</b>		<b>-</b>	<b>2,090</b>	<b>-</b>	<b>2,090</b>	<b>1,980</b>	<b>120</b>
	ET(MESM)	-	1,210	-	1,210		
	ET(WESM)	-	870	-	870		
	MEM	-	10	-	10		
	WEM	-	-	-	-		
<b>Air Engineer</b>		<b>-</b>	<b>-</b>	<b>3,120</b>	<b>3,120</b>	<b>3,070</b>	<b>50</b>
	AEA	-	-	150	150		
	AEM	-	-	220	220		
	AET	-	-	2,600	2,600		
	NA(SE)	-	-	150	150		
<b>Logistics</b>		<b>2,340</b>	<b>390</b>	<b>-</b>	<b>2,730</b>	<b>2,590</b>	<b>140</b>
	Caterer	180	20	-	200		
	Chef	500	120	-	620		
	Family Service	30	-	-	30		
	Steward	350	80	-	430		
	Supply Chain	550	100	-	640		
	Writer	730	80	-	810		
	Unspecified	-	-	-	-		
<b>Medical</b>		<b>840</b>	<b>80</b>	<b>-</b>	<b>920</b>	<b>970</b>	<b>-50</b>
	Dental Hyg	20	-	-	20		
	Dental SA	90	-	-	90		
	Med Assist	480	80	-	560		
	Med Tech	20	-	-	20		
	Unspecified	-	-	-	-		
	NN	170	-	-	170		
	RM Med Assist	60	-	-	60		
<b>Marines (excl MA &amp; Acmn)</b>		<b>5,950</b>	<b>-</b>	<b>-</b>	<b>5,950</b>	<b>5,990</b>	<b>-40</b>
	Band	270	-	-	270		
	Bugler	70	-	-	70		
	General Service	5,600	-	-	5,600		
<b>Other (e.g. Careers)</b>		<b>-</b>	<b>-</b>	<b>-</b>	<b>-</b>	<b>-</b>	<b>-</b>
<b>Unspecified</b>		<b>-</b>	<b>-</b>	<b>-</b>	<b>-</b>	<b>-</b>	<b>-</b>

\* Trained Strengths are less the Transfer Trainee Strength, hence the slight decrease in figures. See Tables 2e and 2f.

\*\* Smoothed Planning Liability 2-12 has been used and scaled to the interpolated monthly DP12 total figure.

**2c Trained FTRS Officer Strengths by Branch, Specialisation and Arm**

Branch	Specialisation	GS	SM	FAA	Total
<b>Total</b>		<b>90</b>	<b>10</b>	<b>10</b>	<b>100</b>
<b>Warfare</b>		<b>30</b>	~	<b>10</b>	<b>40</b>
	Air Traffic Control	-	-	~	~
	Aviation	-	-	~	~
	Communications	~	-	-	~
	Intelligence Officer	-	-	-	-
	Fighter Controller	-	-	-	-
	General Service Warfare	~	-	-	~
	HM	~	-	-	~
	Mine Clearance Diver	~	-	-	~
	Mine Warfare	10	-	-	10
	Observer	-	-	~	~
	Pilot	-	-	~	~
	PWO	~	-	-	~
	PWO(A)	~	-	-	~
	PWO(C)	~	-	-	~
	PWO(N)	-	-	-	-
	PWO(U)	10	-	-	10
	RN Police	-	-	-	-
	Submariner	-	~	-	~
	Unspecified	-	-	-	-
<b>Engineer</b>		~	~	-	<b>10</b>
	Air Engineer	-	-	-	-
	E(IS)	~	-	-	~
	E(IS SM)	-	-	-	-
	E(TM)	~	-	-	~
	E(TM SM)	-	~	-	~
	Marine Engineer	-	-	-	-
	Marine Engineer (Submariner)	-	~	-	~
	Weapons Engineer	~	-	-	~
	Weapons Engineer (Submariner)	-	~	-	~
	Unspecified	-	-	-	-
<b>Logistics</b>		<b>10</b>	-	-	<b>10</b>
	Barrister	-	-	-	-
	CMA	-	-	-	-
	Logistics	10	-	-	10
	Logistics Family Services	-	-	-	-
<b>Medical</b>		-	-	-	-
<b>Medical Services</b>		-	-	-	-
<b>Dental Services</b>		-	-	-	-
<b>QARNNS</b>		~	-	-	~
<b>Chaplain</b>		~	-	-	~
<b>No Spec</b>		-	-	-	-
<b>Other</b>	inc Careers	~	-	-	~
<b>Royal Marines</b>		<b>10</b>	-	-	<b>10</b>
	Band Service	-	-	-	-
	General Service	10	-	-	10
	Pilot	-	-	-	-
<b>RNR</b>		<b>30</b>	-	-	<b>30</b>
<b>RMR</b>		~	-	-	~

**2d Trained FTRS Rating Strengths by Branch, Specialisation and Arm**

Branch	Specialisation	GS	SM	FAA	Total
<b>Total</b>		<b>230</b>	<b>40</b>	<b>-</b>	<b>280</b>
<b>XR</b>		<b>40</b>	<b>-</b>	<b>-</b>	<b>40</b>
	WS	-	-	-	-
	WS(AWT)	-	-	-	-
	WS(AWW)	10	-	-	10
	WS(UW)	-	-	-	-
	WS(EW)	-	-	-	-
	CIS	-	-	-	-
	HM	-	-	-	-
	HM(H)	-	-	-	-
	HM(M)	-	-	-	-
	MW	-	-	-	-
	Diver	-	-	-	-
	SEA	20	-	-	20
	WPN A	-	-	-	-
	PT	-	-	-	-
	RN Police	10	-	-	10
	Telephonist	-	-	-	-
	CT	-	-	-	-
	Unspecified	-	-	-	-
<b>XSM</b>		<b>-</b>	<b>-</b>	<b>-</b>	<b>-</b>
	Coxswain (SM)	-	-	-	-
	WS(SSM)	-	-	-	-
	WS(TSM)	-	-	-	-
	CISSM	-	-	-	-
<b>XAV</b>		<b>-</b>	<b>-</b>	<b>-</b>	<b>-</b>
	Aircrewman	-	-	-	-
	NA(AC)	-	-	-	-
	NA(AH)	-	-	-	-
	NA(PHOT)	-	-	-	-
	RM Aircrewman	-	-	-	-
	Unspecified	-	-	-	-
<b>Engineer General Service</b>		<b>-</b>	<b>-</b>	<b>-</b>	<b>-</b>
	MEM	-	-	-	-
	WEM	-	-	-	-
	ET(ME)	-	-	-	-
	ET(WE)	-	-	-	-
	ETS	-	-	-	-
	Unspecified	-	-	-	-
<b>Engineer Submariner</b>		<b>-</b>	<b>40</b>	<b>-</b>	<b>40</b>
	ET(MESM)	-	30	-	30
	ET(WESM)	-	10	-	10
	MEM	-	-	-	-
	WEM	-	-	-	-
<b>Air Engineer</b>		<b>-</b>	<b>-</b>	<b>-</b>	<b>-</b>
	AEA	-	-	-	-
	AEM	-	-	-	-
	AET	-	-	-	-
	NA(SE)	-	-	-	-
<b>Logistics</b>		<b>10</b>	<b>-</b>	<b>-</b>	<b>10</b>
	Caterer	-	-	-	-
	Chef	-	-	-	-
	Family Service	-	-	-	-
	Steward	-	-	-	-
	Supply Chain	-	-	-	-
	Writer	-	-	-	-
	Unspecified	-	-	-	-
<b>Medical</b>		<b>-</b>	<b>-</b>	<b>-</b>	<b>-</b>
	Dental Hyg	-	-	-	-
	Dental SA	-	-	-	-
	Med Assist	-	-	-	-
	NN	-	-	-	-
	Unspecified	-	-	-	-
	RM Med Assist	-	-	-	-
	Med Tech	-	-	-	-
<b>Marines (excl MA &amp; Acmn)</b>		<b>30</b>	<b>-</b>	<b>-</b>	<b>30</b>
	Band	-	-	-	-
	Bugler	-	-	-	-
	General Service	30	-	-	30
<b>RNR</b>		<b>-</b>	<b>-</b>	<b>-</b>	<b>-</b>
<b>RMR</b>		<b>-</b>	<b>-</b>	<b>-</b>	<b>-</b>
<b>Other (e.g. Careers)</b>		<b>150</b>	<b>-</b>	<b>-</b>	<b>150</b>

Transferring From						Transferring To			
GS	SM	FAA	Total	Branch	Specialisation	GS	SM	FAA	Total
10	~	~	10	Total		~	~	10	10
10	~	-	10	<b>Warfare</b>		-	-	10	10
~	-	-	~		Air Traffic Control	-	-	-	-
-	-	-	-		Advanced Warfare Officer	-	-	-	-
-	-	-	-		Anti-Air Warfare Officer	-	-	-	-
-	-	-	-		Aviator	-	-	-	-
-	-	-	-		Communicators	-	-	-	-
-	-	-	-		Intelligence Officer	-	-	-	-
-	-	-	-		Fighter Controller	-	-	-	-
~	-	-	~		General Service Warfare	-	-	-	-
-	-	-	-		HM	-	-	-	-
-	-	-	-		Mine Clearance Diver	-	-	-	-
-	-	-	-		Mine Warfare	-	-	-	-
-	-	-	-		Observer	-	-	~	~
-	-	-	-		Pilot	-	-	-	-
-	-	-	-		PWO	-	-	-	-
-	-	-	-		PWO(A)	-	-	-	-
-	-	-	-		PWO(C)	-	-	-	-
-	-	-	-		PWO(N)	-	-	-	-
-	-	-	-		PWO(U)	-	-	-	-
-	-	-	-		RN Police	-	-	-	-
-	-	-	~		Submariner	-	-	-	-
-	-	-	-		Unspecified	-	-	-	-
~	-	~	~	<b>Engineer</b>		-	~	~	10
-	-	-	~		Air Engineer	-	-	-	-
-	-	-	-		Air Engineer Pilot	-	-	~	~
-	-	-	-		E(IS SM)	-	-	-	-
-	-	-	-		E(TM)	~	-	-	-
-	-	-	-		Marine Engineer	-	-	-	-
-	-	-	-		Marine Engineer (Submariner)	-	~	-	~
~	-	-	~		Weapons Engineer	-	-	-	-
-	-	-	-		Weapons Engineer (Submariner)	-	-	-	-
-	-	-	-		Unspecified	-	-	-	-
-	-	-	-	<b>Logistics</b>		-	-	-	-
-	-	-	-		Barrister	-	-	-	-
-	-	-	-		CMA	-	-	-	-
-	-	-	-		Logistics	-	-	-	-
-	-	-	-		Logistics Family Services	-	-	-	-
-	-	-	-	<b>Medical</b>		-	-	-	-
-	-	-	-	<b>Medical services</b>		-	-	-	-
-	-	-	-	<b>Dental Services</b>		-	-	-	-
-	-	-	-	<b>QARNNS</b>		-	-	-	-
-	-	-	-	<b>Chaplain</b>		-	-	-	-
-	-	-	-	<b>No Spec</b>		-	-	-	-
-	-	-	-	<b>Other</b>		-	-	-	-
~	-	-	~	<b>Royal Marines</b>		-	-	~	~
-	-	-	-		Band Service	-	-	-	-
~	-	-	~		General Service	-	-	-	-
-	-	-	-		Pilot	-	-	~	~

\*Transfer Trainees include Sideways Entrants

Transferring From				Transferring To					
GS	SM	FAA	Total	Branch	Specialisation	GS	SM	FAA	Total
10	-	-	10	Total		10	-	-	10
-	-	-	-	<b>XR</b>		-	-	-	-
-	-	-	-		WS	-	-	-	-
-	-	-	-		WS(AWT)	-	-	-	-
-	-	-	-		WS(AWW)	-	-	-	-
-	-	-	-		WS(EW)	-	-	-	-
-	-	-	-		WS(UW)	-	-	-	-
-	-	-	-		CIS	-	-	-	-
-	-	-	-		HM	-	-	-	-
-	-	-	-		HM(H)	-	-	-	-
-	-	-	-		HM(M)	-	-	-	-
-	-	-	-		MW	-	-	-	-
-	-	-	-		Diver	-	-	-	-
-	-	-	-		SEA	-	-	-	-
-	-	-	-		WPN A	-	-	-	-
-	-	-	-		PT	-	-	-	-
-	-	-	-		RN Police	-	-	-	-
-	-	-	-		Telephonist	-	-	-	-
-	-	-	-		CT	-	-	-	-
-	-	-	-		Unspecified	-	-	-	-
-	-	-	-	<b>XSM</b>		-	-	-	-
-	-	-	-		Coxswain (SM)	-	-	-	-
-	-	-	-		WS(SSM)	-	-	-	-
-	-	-	-		WS(TSM)	-	-	-	-
-	-	-	-		CISSM	-	-	-	-
-	-	-	-		Unspecified	-	-	-	-
-	-	-	-	<b>XAV</b>		-	-	-	-
-	-	-	-		Aircrewman	-	-	-	-
-	-	-	-		NA(AC)	-	-	-	-
-	-	-	-		NA(AH)	-	-	-	-
-	-	-	-		NA(PHOT)	-	-	-	-
-	-	-	-		RM Aircrewman	-	-	-	-
-	-	-	-		Unspecified	-	-	-	-
-	-	-	-	<b>Engineer General Service</b>		-	-	-	-
-	-	-	-		MEM	-	-	-	-
-	-	-	-		WEM	-	-	-	-
-	-	-	-		ET(ME)	-	-	-	-
-	-	-	-		ET(WE)	-	-	-	-
-	-	-	-		ETS	-	-	-	-
-	-	-	-		Unspecified	-	-	-	-
-	-	-	-	<b>Engineer Submariner</b>		-	-	-	-
-	-	-	-		ET(MESM)	-	-	-	-
-	-	-	-		ET(WESM)	-	-	-	-
-	-	-	-		MEM	-	-	-	-
-	-	-	-		WEM	-	-	-	-
-	-	-	-		WSM	-	-	-	-
-	-	-	-		Unspecified	-	-	-	-
-	-	-	-	<b>Air Engineer</b>		-	-	-	-
-	-	-	-		AEA	-	-	-	-
-	-	-	-		AEM	-	-	-	-
-	-	-	-		AET	-	-	-	-
-	-	-	-		NA(SE)	-	-	-	-
-	-	-	-		Unspecified	-	-	-	-
-	-	-	-	<b>Logistics</b>		-	-	-	-
-	-	-	-		Caterer	-	-	-	-
-	-	-	-		Steward	-	-	-	-
-	-	-	-		Chef	-	-	-	-
-	-	-	-		Family Services	-	-	-	-
-	-	-	-		Supply Chain	-	-	-	-
-	-	-	-		Writer	-	-	-	-
-	-	-	-		Unspecified	-	-	-	-
-	-	-	-	<b>Medical</b>		10	-	-	10
-	-	-	-		Dental SA	-	-	-	-
-	-	-	-		Dental Hyg	-	-	-	-
-	-	-	-		Medical Asst	-	-	-	-
-	-	-	-		NN	-	-	-	-
-	-	-	-		Med Techn	-	-	-	-
-	-	-	-		RM Med Asst	10	-	-	10
-	-	-	-		Unspecified	-	-	-	-
10	-	-	10	<b>Marines (excl MA &amp; Acmn)</b>		-	-	-	-
-	-	-	-		Band	-	-	-	-
-	-	-	-		Bugler	-	-	-	-
10	-	-	10		General Service	-	-	-	-
-	-	-	-	<b>Other (e.g. Careers)</b>		-	-	-	-
-	-	-	-	<b>Unspecified</b>		-	-	-	-

\*Transfer Trainees include Sideways Entrants

**3a Trained\* Regular Officer Strengths and Liability\*\* by Branch and Paid Rank**

Branch		OF7 and above	OF-6	OF-5	OF-4	OF-3	OF-2	OF-1	Total
Total	Strength	40	80	280	1030	2060	2540	140	6160
	Liability	30	70	250	980	1950	2640	-	5920
	Surplus / Deficit	10	10	30	50	110	-90	140	250
Warfare	Strength	20	30	110	370	900	1180	70	2690
	Liability	20	30	100	370	880	1210	-	2610
	Surplus / Deficit	~	~	10	~	20	-30	70	80
	% Surplus / Deficit	19.5%	7.5%	5.0%	-0.4%	2.8%	-2.5%	-	3.0%
Engineer	Strength	10	20	80	290	590	710	-	1700
	Liability	10	20	80	250	550	710	-	1620
	Surplus / Deficit	~	~	10	40	40	~	-	90
	% Surplus / Deficit	-19.6%	18.5%	9.4%	15.9%	7.3%	-0.1%	-	5.4%
Logistics	Strength	~	10	20	80	160	210	10	510
	Liability	-	10	20	80	170	220	-	490
	Surplus / Deficit	~	~	10	10	~	-10	10	20
	% Surplus / Deficit	-	21.8%	31.4%	8.2%	-1.2%	-3.2%	-	4.0%
Medical	Strength	~	~	20	90	90	50	-	260
	Liability	-	~	10	80	70	40	-	200
	Surplus / Deficit	~	~	10	20	20	10	-	60
	% Surplus / Deficit	-	-37.6%	104.3%	20.0%	35.2%	26.4%	-	30.0%
Dental	Strength	-	-	~	20	20	10	-	60
	Liability	-	-	~	20	20	20	-	60
	Surplus / Deficit	-	-	~	~	~	-10	-	-10
	% Surplus / Deficit	-	-	4.0%	-1.5%	18.9%	-52.2%	-	-12.9%
Medical Services	Strength	-	-	~	10	20	30	-	60
	Liability	-	-	~	10	20	30	-	70
	Surplus / Deficit	-	-	~	~	~	~	-	-10
	% Surplus / Deficit	-	-	4.0%	-35.2%	-9.1%	-6.5%	-	-11.6%
QARNNS	Strength	-	-	~	10	30	30	-	70
	Liability	-	-	~	10	30	60	-	100
	Surplus / Deficit	-	-	~	~	~	-20	-	-30
	% Surplus / Deficit	-	-	-65.3%	10.5%	-5.5%	-43.2%	-	-28.0%
Chaplain	Strength	~	~	-	60	-	-	-	60
	Liability	~	-	~	60	-	-	-	60
	Surplus / Deficit	~	~	~	~	-	-	-	~
	% Surplus / Deficit	4.0%	-	-100.0%	-8.0%	-	-	-	-7.8%
RM General Service	Strength	10	10	40	100	230	310	50	750
	Liability	~	10	30	110	210	340	-	700
	Surplus / Deficit	10	~	10	~	20	-30	50	50
	% Surplus / Deficit	628.2%	-5.2%	19.8%	-3.6%	8.5%	-8.0%	-	6.7%
RM Band	Strength	-	-	-	~	~	10	-	10
	Liability	-	-	-	~	~	~	-	10
	Surplus / Deficit	-	-	-	~	~	~	-	~
	% Surplus / Deficit	-	-	-	6.3%	6.3%	27.6%	-	17.0%
Careers/Other	Strength	-	-	-	-	-	-	-	-
	Liability	-	-	-	-	-	-	-	-
	Surplus / Deficit	-	-	-	-	-	-	-	-
	% Surplus / Deficit	-	-	-	-	-	-	-	-
Unspecified	Strength	-	-	-	-	-	-	-	-

\* Trained Strength is less the Transfer Trainee Strength, hence the slight decrease in figures.  
For the Transfer Trainee Strength see 2e and 2f.

\*\* Smoothed Planning Liability 2-12 has been used and scaled to the interpolated monthly DP12 total figure.



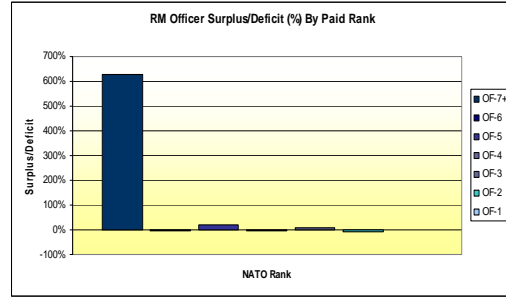
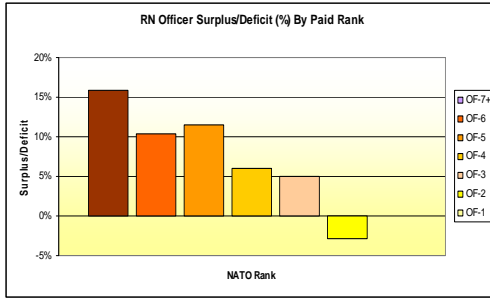
**3b Trained \* Regular Rating Strengths and Liability\*\* by Branch and Paid Rank**

Branch		OR-9	OR-8	OR-7	OR-6	OR-4	OR-3	OR-2	Total	
Total	Strength	640	730	3,370	3,940	5,790	640	10,200	<b>25,310</b>	
	Liability	620	770	3,140	4,390	6,230	-	10,160	<b>25,310</b>	
	Surplus / Deficit	20	-40	230	-460	-430	640	40	~	
	% Surplus / Deficit									
XR	Strength	150	20	620	820	1,260	-	1,930	<b>4,790</b>	
	Liability	140	20	560	890	1,390	-	1,940	<b>4,940</b>	
	Surplus / Deficit	10	~	50	-70	-130	-	-10	<b>-150</b>	
	% Surplus / Deficit	7.7%	-18.0%	9.7%	-7.8%	-9.4%	-	-0.4%	<b>-3.0%</b>	
XSM	Strength	30	-	100	120	170	-	370	<b>800</b>	
	Liability	40	-	100	120	180	-	330	<b>770</b>	
	Surplus / Deficit	~	-	-	-	-10	-	40	<b>30</b>	
	% Surplus / Deficit	-6.7%	-	1.9%	-0.7%	-3.5%	-	11.9%	4.2%	
XAV	Strength	30	-	80	160	220	-	230	<b>720</b>	
	Liability	30	-	90	200	250	-	190	<b>770</b>	
	Surplus / Deficit	~	-	-10	-50	-30	-	40	<b>-40</b>	
	% Surplus / Deficit	-4.6%	-	-9.1%	-22.5%	-11.3%	-	21.6%	<b>-5.6%</b>	
EGS	Strength	140	250	840	690	850	-	1,410	<b>4,180</b>	
	Liability	130	260	700	980	880	-	1,250	<b>4,210</b>	
	Surplus / Deficit	10	-10	140	-290	-30	-	150	<b>-30</b>	
	% Surplus / Deficit	7.3%	-3.4%	19.2%	-29.5%	-3.8%	-	12.3%	<b>-0.8%</b>	
ESM	Strength	60	170	510	300	370	-	690	<b>2,090</b>	
	Liability	60	200	530	270	390	-	530	<b>1,980</b>	
	Surplus / Deficit	~	-30	-20	40	-20	-	150	<b>120</b>	
	% Surplus / Deficit	-7.8%	-14.5%	-3.8%	13.3%	-4.6%	-	28.9%	6.0%	
EAE	Strength	50	50	480	660	760	-	1,120	<b>3,120</b>	
	Liability	50	60	460	650	790	-	1,060	<b>3,070</b>	
	Surplus / Deficit	~	-10	20	10	-30	-	60	<b>50</b>	
	% Surplus / Deficit	-2.3%	-15.9%	4.3%	1.6%	-4.3%	-	6.0%	1.6%	
LOGS	Strength	60	-	220	420	780	-	1,250	<b>2,730</b>	
	Liability	60	-	220	420	790	-	1,110	<b>2,590</b>	
	Surplus / Deficit	~	-	~	~	-10	-	150	<b>140</b>	
	% Surplus / Deficit	-0.6%	-	1.4%	-0.7%	-0.8%	-	13.2%	5.4%	
MED	Strength	30	~	120	180	290	10	280	<b>920</b>	
	Liability	20	~	110	200	340	-	290	<b>960</b>	
	Surplus / Deficit	~	~	10	-20	-40	10	~	<b>-40</b>	
	% Surplus / Deficit	10.5%	38.7%	9.0%	-8.3%	-12.9%	0.0%	-1.0%	<b>-3.8%</b>	
RM GS	<i>Excludes RM Med Assistant, RM Airecrewman, RM Band and RM Careers Service</i>									
	Strength	80	230	380	530	1,030	620	2,730	<b>5,600</b>	
	Liability	70	220	350	610	1,170	-	3,280	<b>5,700</b>	
	Surplus / Deficit	10	10	30	-80	-140	620	-550	<b>-90</b>	
RM Band	Strength	~	10	30	50	60	10	180	<b>340</b>	
	Liability	~	10	20	50	60	-	180	<b>330</b>	
	Surplus / Deficit	~	~	~	~	~	10	~	<b>10</b>	
	% Surplus / Deficit	4.0%	14.4%	16.0%	-0.6%	2.3%	0.0%	-1.3%	3.4%	
Career	Strength	-	-	-	-	-	-	-	-	
	Liability	-	-	-	-	-	-	-	-	
	Surplus / Deficit	-	-	-	-	-	-	-	-	
	% Surplus / Deficit	-	-	-	-	-	-	-	-	
Unspecified	Strength	-	-	-	-	-	-	-	-	
CAPPS	Liability	-	-	-	-	-	-	-	-	

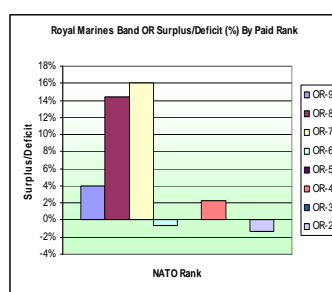
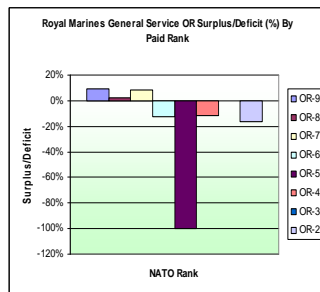
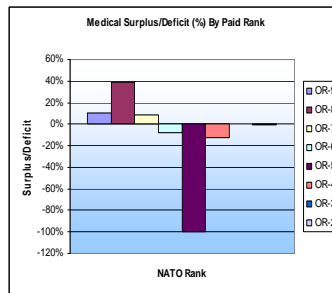
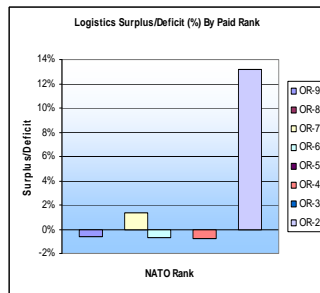
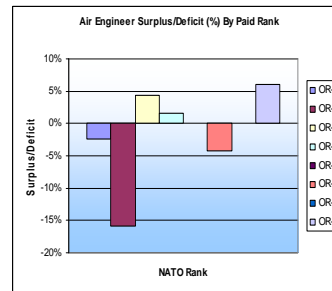
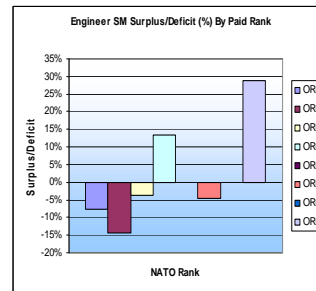
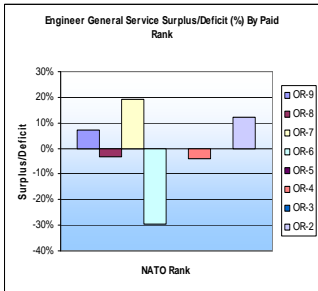
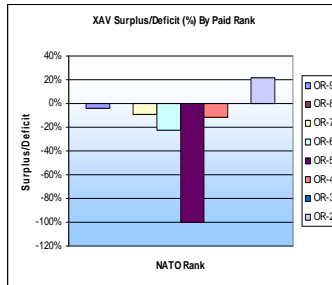
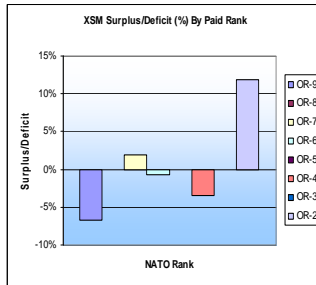
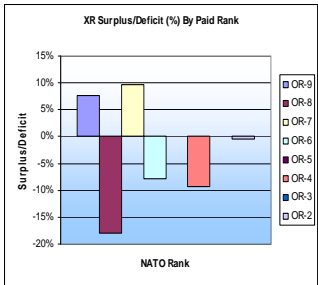
\* Trained Strength is less the Transfer Trainee Strength, hence the slight decrease in figures.  
For the Transfer Trainee Strength see 2e and 2f.

\*\* Smoothed Planning Liability 2-12 has been used and scaled to the interpolated monthly DP12 total figure.

Trained Regular Officer Surplus/Deficit by Paid Rank



Trained Regular Rating Surplus/Deficit by Paid Rank



**3e Trained Officer FTRS Strength by Branch and Paid Rank**

Branch	OF7+	OF6	OF5	OF4	OF3	OF2	OF1	Total
Total	-	-	~	30	50	20	-	100
Warfare	-	-	~	10	20	~	-	40
Engineer	-	-	~	~	~	~	-	10
Logistics	-	-	~	~	~	-	-	10
Medical	-	-	-	-	-	-	-	-
Medical Services	-	-	-	-	-	-	-	-
Dental	-	-	-	-	-	-	-	-
QARNNS	-	-	-	-	~	-	-	~
Chaplain	-	-	-	~	-	-	-	~
RM General Service	-	-	~	~	~	~	-	10
RM Band	-	-	-	-	-	-	-	-
RNR	-	-	~	~	20	10	-	30
RMR	-	-	-	-	-	~	-	~
Careers/Other	-	-	-	-	-	~	-	~

Feb-13 Edition.

**3f Trained Rating FTRS Strength by Branch and Paid Rank**

Branch	OR9	OR8	OR7	OR6	OR4	OR3	OR2	Total
Total	30	20	100	110	10	~	~	280
XR	10	~	20	20	~	-	~	40
XSM	-	-	~	-	-	-	-	~
XAV	-	-	-	-	~	-	-	~
EGS	-	-	~	-	-	-	-	~
ESM	-	10	20	10	~	-	-	40
EAE	-	-	-	~	-	-	-	~
LOGS	~	-	~	~	-	-	-	10
MED	-	-	-	-	-	-	-	-
RM GS	-	~	10	10	~	~	~	30
<i>Excludes RM Med Assistant, RM Aircrewman, RM Band and RM Careers Service</i>								
RM Band	-	-	-	-	-	-	-	-
RNR	-	-	-	~	-	-	-	~
RMR	-	-	-	-	~	-	~	~
Career	20	10	50	70	-	-	-	150
Unspecified	-	-	-	-	-	-	-	-

Feb-13 Edition.

**Trained\* Regular Officer General Service Strengths  
by Branch and Specialisation and Paid Rank**

Branch	Specialisation	OF-7 and above	OF-6	OF-5	OF-4	OF-3	OF-2	OF-1	Total
<b>Total</b>		<b>30</b>	<b>50</b>	<b>180</b>	<b>700</b>	<b>1,310</b>	<b>1,600</b>	<b>100</b>	<b>3,960</b>
<b>Warfare</b>		<b>10</b>	<b>20</b>	<b>50</b>	<b>200</b>	<b>480</b>	<b>600</b>	<b>40</b>	<b>1,400</b>
	Communications	-	-	-	-	10	20	-	30
	Intelligence Officer	-	-	-	~	40	70	-	110
	Fighter Controller	-	-	-	-	10	40	~	50
	General Service Warfare	-	-	-	~	30	310	40	380
	HM	-	-	~	20	50	70	~	150
	Mine Clearance Diver	-	-	-	-	30	30	-	70
	Mine Warfare	-	-	-	~	~	20	-	30
	PWO	-	-	-	~	90	20	-	120
	PWO(A)	~	10	20	80	80	~	-	200
	PWO(C)	~	~	~	20	30	-	-	70
	PWO(N)	~	~	10	20	30	10	-	70
	PWO(U)	~	~	10	50	50	-	-	120
	RN Police	-	-	-	~	10	10	-	20
	Unspecified	-	-	-	-	-	-	-	-
<b>Engineer</b>		<b>~</b>	<b>10</b>	<b>40</b>	<b>150</b>	<b>320</b>	<b>390</b>	<b>-</b>	<b>920</b>
	E(IS)	-	-	~	10	20	20	-	60
	E(TM)	-	~	~	20	70	100	-	190
	Marine Engineer	~	~	10	50	100	110	-	290
	Weapons Engineer	-	~	20	70	130	160	-	380
	Unspecified	-	-	-	-	-	-	-	-
<b>Logistics</b>		<b>~</b>	<b>~</b>	<b>20</b>	<b>60</b>	<b>130</b>	<b>180</b>	<b>10</b>	<b>420</b>
	Barrister	~	~	~	10	10	~	-	40
	CMA	-	-	-	10	10	-	-	20
	Logistics	-	~	20	40	110	180	10	360
	Logistics Family Services	-	-	-	-	~	~	-	~
<b>Medical</b>		<b>~</b>	<b>~</b>	<b>20</b>	<b>90</b>	<b>90</b>	<b>50</b>	<b>-</b>	<b>260</b>
<b>Medical Services</b>		<b>-</b>	<b>-</b>	<b>~</b>	<b>10</b>	<b>20</b>	<b>30</b>	<b>-</b>	<b>60</b>
<b>Dental Services</b>		<b>-</b>	<b>-</b>	<b>~</b>	<b>20</b>	<b>20</b>	<b>10</b>	<b>-</b>	<b>60</b>
<b>QARNNS</b>		<b>-</b>	<b>-</b>	<b>~</b>	<b>10</b>	<b>30</b>	<b>30</b>	<b>-</b>	<b>70</b>
<b>Chaplain</b>		<b>~</b>	<b>~</b>	<b>-</b>	<b>60</b>	<b>-</b>	<b>-</b>	<b>-</b>	<b>60</b>
<b>Other</b>		<b>-</b>	<b>-</b>	<b>-</b>	<b>-</b>	<b>-</b>	<b>-</b>	<b>-</b>	<b>-</b>
<b>Royal Marines</b>		<b>10</b>	<b>10</b>	<b>40</b>	<b>100</b>	<b>220</b>	<b>300</b>	<b>50</b>	<b>720</b>
	Band Service	-	-	-	~	~	10	-	10
	General Service	10	10	40	100	210	300	50	700

\* Trained Strength is less the Transfer Trainee Strength, hence the slight decrease in figures.  
For the Transfer Trainee Strength see 2e and 2f.

**4a (SM)**

**Trained\* Regular Officer Submarine Strengths  
by Branch and Specialisation and Paid Rank**

Branch	Specialisation	OF-7							Total
		and above	OF-6	OF-5	OF-4	OF-3	OF-2	OF-1	
<b>Total</b>		<b>10</b>	<b>10</b>	<b>60</b>	<b>160</b>	<b>290</b>	<b>350</b>	<b>20</b>	<b>910</b>
<b>Warfare</b>		<b>10</b>	~	<b>20</b>	<b>50</b>	<b>90</b>	<b>130</b>	<b>20</b>	<b>320</b>
	Submariner	10	~	20	50	90	130	20	320
<b>Engineer</b>		~	<b>10</b>	<b>30</b>	<b>90</b>	<b>170</b>	<b>200</b>	-	<b>490</b>
	E(IS SM)	-	-	-	-	-	10	-	10
	E(TM SM)	-	-	-	10	10	~	-	20
	Marine Engineer (Submariner)	~	~	10	40	90	110	-	260
	Weapons Engineer (Submariner)	~	~	20	40	70	80	-	210
	Unspecified	-	-	-	-	-	-	-	-
<b>Logistics</b>		-	~	~	<b>20</b>	<b>30</b>	<b>30</b>	-	<b>90</b>
	Barrister	-	-	-	-	~	-	-	~
	CMA	-	-	-	~	~	-	-	~
	Logistics	-	~	~	20	30	30	-	90
	Logistics Family Services	-	-	-	-	-	-	-	-
<b>Other</b>		-	-	-	-	-	-	-	-

\* Trained Strength is less the Transfer Trainee Strength, hence the slight decrease in figures.  
For the Transfer Trainee Strength see 2e and 2f.

**4a (FAA)**

**Trained\* Regular Officer Fleet Air Arm Strengths  
by Branch and Specialisation and Paid Rank**

Branch	Specialisation	OF-7							Total
		and above	OF-6	OF-5	OF-4	OF-3	OF-2	OF-1	
<b>Total</b>		~	<b>20</b>	<b>40</b>	<b>170</b>	<b>460</b>	<b>600</b>	<b>10</b>	<b>1,300</b>
<b>Warfare</b>		~	<b>10</b>	<b>30</b>	<b>120</b>	<b>340</b>	<b>450</b>	<b>10</b>	<b>960</b>
	Air Traffic Control	-	-	~	~	20	50	~	80
	Aviation	-	-	-	~	10	30	-	40
	Observer	~	10	10	60	130	130	~	340
	Pilot	~	~	20	50	170	240	~	490
	Unspecified	-	-	-	-	-	-	-	-
<b>Engineer</b>		-	~	<b>10</b>	<b>50</b>	<b>100</b>	<b>130</b>	-	<b>290</b>
	Air Engineer	-	~	10	50	100	130	-	290
<b>Other</b>		-	-	-	-	-	-	-	-
<b>Royal Marines</b>		-	-	~	<b>10</b>	<b>20</b>	<b>20</b>	-	<b>40</b>
General Service	Pilot	-	-	~	10	20	20	-	40

\* Trained Strength is less the Transfer Trainee Strength, hence the slight decrease in figures.  
For the Transfer Trainee Strength see 2e and 2f.

**Trained\* Regular Rating General Service Strengths  
4b (GS)  
by Branch and Specialisation and Paid Rank**

Branch	Specialisation	OR-9	OR-8	OR-7	OR-6	OR-4	OR-3	OR-2	Total
<b>Total</b>		<b>460</b>	<b>500</b>	<b>2,170</b>	<b>2,610</b>	<b>4,140</b>	<b>640</b>	<b>7,560</b>	<b>18,100</b>
<b>Warfare</b>		<b>150</b>	<b>20</b>	<b>620</b>	<b>820</b>	<b>1,260</b>	<b>-</b>	<b>1,930</b>	<b>4,790</b>
	WS	-	-	-	-	10	-	460	470
	WS(AWT)	20	-	80	110	180	-	~	380
	WS(AWW)	30	-	80	100	120	-	10	340
	WS(UW)	10	-	40	60	70	-	70	240
	WS(EW)	10	-	40	60	90	-	180	390
	CIS	20	-	80	110	190	-	380	790
	HM	-	-	-	-	-	-	10	10
	HM(H)	~	-	10	10	20	-	40	90
	HM(M)	~	-	10	20	30	-	30	90
	MW	10	-	20	50	60	-	140	280
	Diver	10	-	20	50	80	-	160	330
	Sea	10	-	40	60	140	-	420	660
	Weapons Analyst	-	-	~	-	-	-	-	~
	PT	10	-	30	70	120	-	-	220
	RNP	10	-	40	80	110	-	-	240
	Telephonist	-	-	-	-	-	-	-	-
	CT	10	20	120	40	50	-	20	240
	Unspecified	-	-	-	-	-	-	-	-
<b>Engineer</b>		<b>140</b>	<b>250</b>	<b>840</b>	<b>690</b>	<b>850</b>	<b>-</b>	<b>1,410</b>	<b>4,180</b>
	MEM	20	-	80	120	-	-	-	220
	WEM	10	-	20	20	-	-	-	60
	ET(ME)	60	140	340	340	530	-	930	2,340
	ET(WE)	40	110	400	210	320	-	470	1,550
	ETS	-	-	-	~	-	-	-	~
	Unspecified	-	-	-	-	-	-	-	-
<b>Logistics</b>		<b>60</b>	<b>-</b>	<b>200</b>	<b>360</b>	<b>690</b>	<b>-</b>	<b>1,050</b>	<b>2,340</b>
	Caterer	20	-	60	90	~	-	-	180
	Steward	-	-	-	~	120	-	230	350
	Chef	-	-	-	30	190	-	280	500
	Writer	20	-	70	120	220	-	310	730
	Supply Chain	20	-	50	100	160	-	220	550
	Family Services	-	-	10	20	-	-	-	30
<b>Med</b>		<b>20</b>	<b>~</b>	<b>110</b>	<b>160</b>	<b>260</b>	<b>10</b>	<b>270</b>	<b>840</b>
	Dental Hyg	-	-	~	~	10	-	-	20
	Dental SA	~	-	~	10	30	-	50	90
	Med Asst	20	-	60	90	120	-	200	480
	NN	~	-	30	50	80	-	-	170
	RM Med Asst	-	-	-	10	10	10	30	60
	Med Techn	-	~	10	~	~	-	-	20
<b>Other</b>		<b>-</b>	<b>-</b>	<b>-</b>	<b>-</b>	<b>-</b>	<b>-</b>	<b>-</b>	<b>-</b>
<b>Royal Marines</b>		<b>80</b>	<b>240</b>	<b>410</b>	<b>580</b>	<b>1,090</b>	<b>630</b>	<b>2,910</b>	<b>5,950</b>
<b>RM</b>	RM Band	~	10	30	50	60	10	180	340
	RM GS	80	230	380	530	1,030	620	2,730	5,600

\* Trained Strength is less the Transfer Trainee Strength, hence the slight decrease in figures.  
For the Transfer Trainee Strength see 2e and 2f.

**Trained\* Regular Rating Submarine Strengths  
by Branch and Specialisation and Paid Rank**

Branch	Specialisation	OR-9	OR-8	OR-7	OR-6	OR-4	OR-3	OR-2	Total
<b>Total</b>		<b>100</b>	<b>170</b>	<b>650</b>	<b>500</b>	<b>670</b>	<b>-</b>	<b>1,280</b>	<b>3,360</b>
<b>Warfare</b>		<b>30</b>	<b>-</b>	<b>100</b>	<b>120</b>	<b>170</b>	<b>-</b>	<b>370</b>	<b>800</b>
	OP COX(S)	10	-	20	-	-	-	-	40
	WS(SSM)	10	-	30	50	80	-	140	310
	WS(TSM)	10	-	30	20	50	-	120	230
	CISSM	10	-	20	40	50	-	110	230
	Unspecified	-	-	-	-	-	-	-	-
<b>Engineer</b>		<b>60</b>	<b>170</b>	<b>510</b>	<b>300</b>	<b>370</b>	<b>-</b>	<b>690</b>	<b>2,090</b>
	MEM	-	-	10	-	-	-	-	10
	WEM	-	-	~	-	-	-	-	~
	ET(ME)	30	110	310	150	210	-	400	1,210
	ET(WE)	20	60	190	150	160	-	290	870
	Unspecified	-	-	-	-	-	-	-	-
<b>LOGS</b>		<b>~</b>	<b>-</b>	<b>20</b>	<b>60</b>	<b>100</b>	<b>-</b>	<b>210</b>	<b>390</b>
	Caterer	-	-	10	20	-	-	-	20
	Steward	-	-	-	~	20	-	50	80
	Chef	-	-	~	10	40	-	70	120
	Writer	-	-	~	10	10	-	40	80
	Supply Chain	~	-	10	20	20	-	40	100
	Family Services	-	-	-	-	-	-	-	-
<b>MED</b>		<b>~</b>	<b>-</b>	<b>10</b>	<b>20</b>	<b>30</b>	<b>-</b>	<b>10</b>	<b>80</b>
	Med Asst	~	-	10	20	30	-	10	80
<b>Other</b>		<b>-</b>	<b>-</b>	<b>-</b>	<b>-</b>	<b>-</b>	<b>-</b>	<b>-</b>	<b>-</b>

\* Trained Strength is less the Transfer Trainee Strength, hence the slight decrease in figures.  
For the Transfer Trainee Strength see 2e and 2f.

**Trained\* Regular Rating Fleet Air Arm Strengths  
by Branch and Specialisation and Paid Rank**

Branch	Specialisation	OR-9	OR-8	OR-7	OR-6	OR-4	OR-3	OR-2	Total
<b>Total</b>		<b>80</b>	<b>50</b>	<b>560</b>	<b>820</b>	<b>980</b>	<b>-</b>	<b>1,350</b>	<b>3,850</b>
<b>Warfare</b>		<b>30</b>	<b>-</b>	<b>80</b>	<b>160</b>	<b>220</b>	<b>-</b>	<b>230</b>	<b>720</b>
	Aircrewmen	10	-	20	30	20	-	-	90
	NA(AC)	10	-	20	30	40	-	20	120
	NA(AH)	10	-	20	50	100	-	210	400
	NA(PHOT)	~	-	10	30	40	-	-	70
	RM Aircrewmen	~	-	10	20	20	-	-	50
	Unspecified	-	-	-	-	-	-	-	-
<b>Engineer</b>		<b>50</b>	<b>50</b>	<b>480</b>	<b>660</b>	<b>760</b>	<b>-</b>	<b>1,120</b>	<b>3,120</b>
	AEA	-	-	150	-	-	-	-	150
	AEM	10	-	70	130	-	-	-	220
	AET	40	50	240	510	710	-	1,060	2,600
	NA(SE)	~	-	20	20	50	-	70	150
<b>Other</b>		<b>-</b>	<b>-</b>	<b>-</b>	<b>-</b>	<b>-</b>	<b>-</b>	<b>-</b>	<b>-</b>

\* Trained Strength is less the Transfer Trainee Strength, hence the slight decrease in figures.  
For the Transfer Trainee Strength see 2e and 2f.

5a

## Untrained Regular Officer Strengths by Branch and Paid Rank

	OF4+	OF3	OF2	OF1	OFD	Total Untrained
<b>Total</b>	-	-	230	480	60	770
<b>Warfare</b>	-	-	130	230	50	410
<b>Engineer</b>	-	-	60	120	~	190
<b>Logistics</b>	-	-	~	20	~	20
<b>Medical</b>	-	-	30	50	-	80
<b>Medical Services</b>	-	-	-	-	-	-
<b>Dental</b>	-	-	~	~	-	~
<b>QARNNS</b>	-	-	~	~	-	~
<b>Chaplain</b>	-	-	-	-	-	-
<b>No Spec</b>	-	-	-	-	-	-
<b>RM General Service</b>	-	-	-	50	10	60
<b>RM Band</b>	-	-	-	~	-	~
<b>Careers/Other</b>	-	-	-	-	-	-

Feb-13 Edition.

Note: Midshipmen are counted as OF-D



**Untrained Regular Rating Strengths by Branch and Paid Rank**

		OR6+	OR4	OR3	OR2	Total Untrained
<b>Total</b>		-	~	-	1,990	1,990
<b>XR</b>		-	-	-	230	230
	WS	-	-	-	60	60
	WS(AWT)	-	-	-	-	-
	WS(AWW)	-	-	-	-	-
	WS(EW)	-	-	-	-	-
	WS(UW)	-	-	-	-	-
	CIS	-	-	-	30	30
	HM	-	-	-	10	10
	HM(H)	-	-	-	-	-
	HM(M)	-	-	-	-	-
	MW	-	-	-	30	30
	Diver	-	-	-	50	50
	SEA	-	-	-	20	20
	WPN A	-	-	-	-	-
	PT	-	-	-	-	-
	RNP	-	-	-	-	-
	Telephonist	-	-	-	-	-
	CT	-	-	-	20	20
	Unspecified	-	-	-	-	-
<b>XSM</b>		-	-	-	50	50
	Coxswain (SM)	-	-	-	-	-
	WS(SSM)	-	-	-	30	30
	WS(TSM)	-	-	-	10	10
	CISSM	-	-	-	10	10
	Unspecified	-	-	-	-	-
<b>XAV</b>		-	-	-	50	50
	Aircrewman	-	-	-	-	-
	NA(AC)	-	-	-	10	10
	NA(AH)	-	-	-	40	40
	NA(Phot)	-	-	-	-	-
	RM Aircrewman	-	-	-	-	-
	Unspecified	-	-	-	-	-
<b>EGS</b>		-	-	-	200	200
	MEM	-	-	-	-	-
	WEM	-	-	-	-	-
	ET(ME)	-	-	-	140	140
	ET(WE)	-	-	-	60	60
	ETS	-	-	-	-	-
	Unspecified	-	-	-	-	-
<b>ESM</b>		-	-	-	160	160
	MEM	-	-	-	-	-
	WEM	-	-	-	-	-
	ET(MESM)	-	-	-	90	90
	ET(WESM)	-	-	-	70	70
	WSM	-	-	-	-	-
	Unspecified	-	-	-	-	-
<b>EAE</b>		-	-	-	270	270
	AEA	-	-	-	-	-
	AEM	-	-	-	-	-
	AET	-	-	-	260	260
	NA(SE)	-	-	-	10	10
	Unspecified	-	-	-	-	-
<b>LOGS</b>		-	-	-	80	80
	Caterer	-	-	-	-	-
	Chef	-	-	-	40	40
	Steward	-	-	-	20	20
	Supply Chain	-	-	-	10	10
	Writer	-	-	-	10	10
	Family Service	-	-	-	-	-
	Unspecified	-	-	-	-	-
<b>MED</b>		-	-	-	90	90
	Dental Hyg	-	-	-	-	-
	Dental SA	-	-	-	-	-
	Med Asst	-	-	-	70	70
	NN	-	-	-	20	20
	Med Techn	-	-	-	-	-
	RM Med Asst	-	-	-	-	-
	Unspecified	-	-	-	-	-
<b>RM GS</b>		-	-	-	780	780
<b>RM Band</b>		-	-	-	70	70
	Band	-	-	-	60	60
	Bugler	-	-	-	10	10
	Unspecified	-	-	-	-	-
<b>Unknown</b>		-	-	-	-	-


## Officers

TLB	OF9	OF8	OF7	OF6	OF5	OF4	OF3	OF2	OF1	Total	% of Total Trained Strength
<b>Total</b>	~	10	30	80	280	1,030	2,060	2,540	140	6,160	100.0%
Navy Command	~	~	20	30	110	490	1,350	1,910	130	4,040	65.6%
DES/DLO	-	~	~	10	50	130	210	180	~	580	9.5%
Central **	~	~	10	20	60	190	140	50	-	470	7.6%
CJO (CON)	-	~	~	10	50	190	220	180	~	660	10.7%
Land Command	-	-	-	~	~	20	70	140	~	240	3.8%
Air Command	-	-	-	~	~	20	60	80	-	160	2.7%
Unknown	-	-	-	-	-	~	-	~	-	~	0.0%

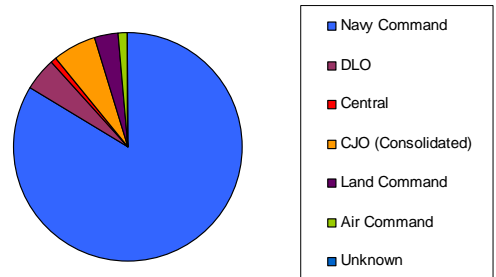
## Ratings

TLB	OR9	OR8	OR7	OR6	OR4	OR3	OR2	Total	% of Total Trained Strength
<b>Total</b>	640	730	3,370	3,940	5,790	640	10,200	25,310	100.0%
Navy Command	450	520	2,370	3,100	4,870	540	9,330	21,190	83.7%
DES/DLO	100	110	370	240	180	-	140	1,150	4.5%
Central **	20	10	80	60	60	-	30	260	1.0%
CJO (CON)	40	50	270	240	420	80	420	1,520	6.0%
Land Command	20	10	140	200	200	20	260	840	3.3%
Air Command	10	20	150	100	60	-	10	360	1.4%
Unknown	-	-	-	-	-	-	-	-	0.0%

Trained Regular Officer Strength \*



Trained Regular Rating Strength \*



\* Trained Regular Strength excludes Transfer Trainees. For Transfer Trainee Figures see table 2e and 2f.

\*\* Defence Estates is included in Central TLB.

## 7a Trained Regular Length of Service by Rank

### Royal Navy Officers

Rank		Average LOS on Promotion	Current Average LOS	Average LOS on Exit			
				Overall	VO	TX	OW
OF7+	Admiral	32.4	33.5	36.1	N/A	36.1	N/A
OF6	Commodore	29.1	31.4	33.7	33.6	35.7	N/A
OF5	Captain	25.8	29.5	32.4	32.3	35.6	31.5
OF4	Commander	19.0	23.4	25.9	24.7	28.8	24.5
OF3	Lt Commander	11.0	16.5	19.3	17.8	23.3	19.9
OF2	Lieutenant	8.3	10.3	11.7	12.0	14.3	9.0
OF1	Sub-Lieutenant	2.3	3.9	4.3	N/A	N/A	4.3
OFD	Midshipman	N/A	N/A	N/A	N/A	N/A	N/A
<b>Overall</b>		14.4	15.8	19.8	18.7	25.0	13.8

### Royal Marine Officers

Rank		Average LOS on Promotion	Current Average LOS	Average LOS on Exit			
				Overall	VO	TX	OW
OF7+	Major General and Above	29.4	32.4	36.7	N/A	36.7	N/A
OF6	Brigadier	23.7	29.3	31.2	33.5	N/A	N/A
OF5	Colonel	22.5	26.1	31.5	N/A	35.7	N/A
OF4	Lt Colonel	17.6	21.3	23.4	21.2	26.1	21.2
OF3	Major	9.4	13.6	15.7	14.5	18.0	13.5
OF2	Captain	6.8	10.7	12.0	7.4	13.8	19.2
OF1	Lieutenant	2.2	2.8	8.3	N/A	N/A	8.3
<b>Overall</b>		8.1	13.8	17.8	13.8	20.1	17.2

### Royal Navy Ratings

Rank		Average LOS on Promotion	Current Average LOS	Average LOS on Exit				
				Overall	VO	TX	OW	PTO
OR-9	Warrant Officer 1st Class	25.9	28.7	31.2	29.2	33.2	34.4	21.9
OR-8	Warrant Officer 2nd Class	21.0	25.4	25.7	25.9	26.6	27.9	18.8
OR-7	Chief Petty Officer	15.2	20.3	23.3	22.5	26.1	21.2	16.6
OR-6	Petty Officer	12.3	16.5	18.1	17.1	22.2	17.6	12.4
OR-4	Leading Hand	6.6	10.5	13.7	11.2	21.1	12.9	5.5
OR-2	Able Rating	N/A	4.5	6.5	5.3	11.1	4.9	3.7
<b>Overall</b>		11.1	11.7	13.7	12.6	24.0	9.0	13.5

### Royal Marine Ratings

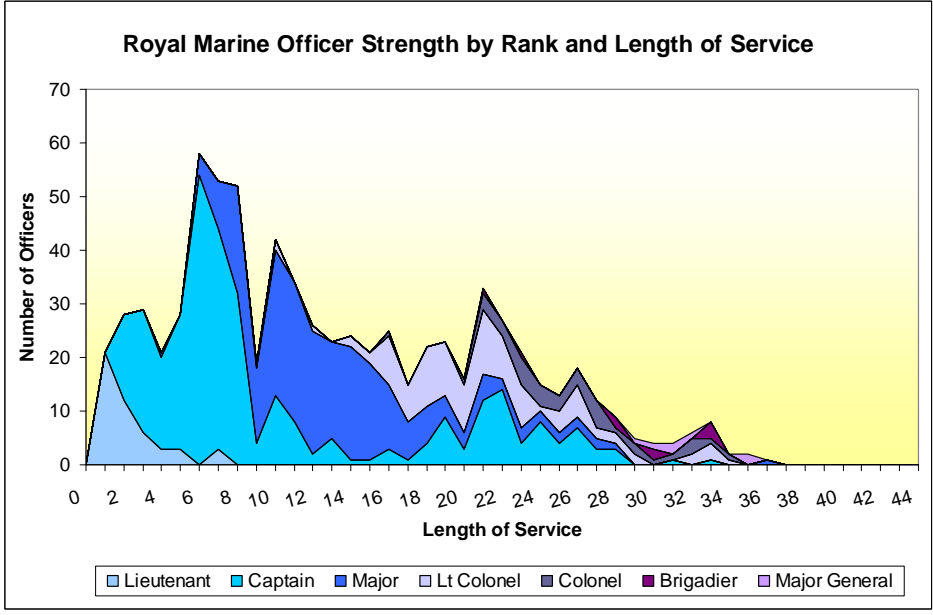
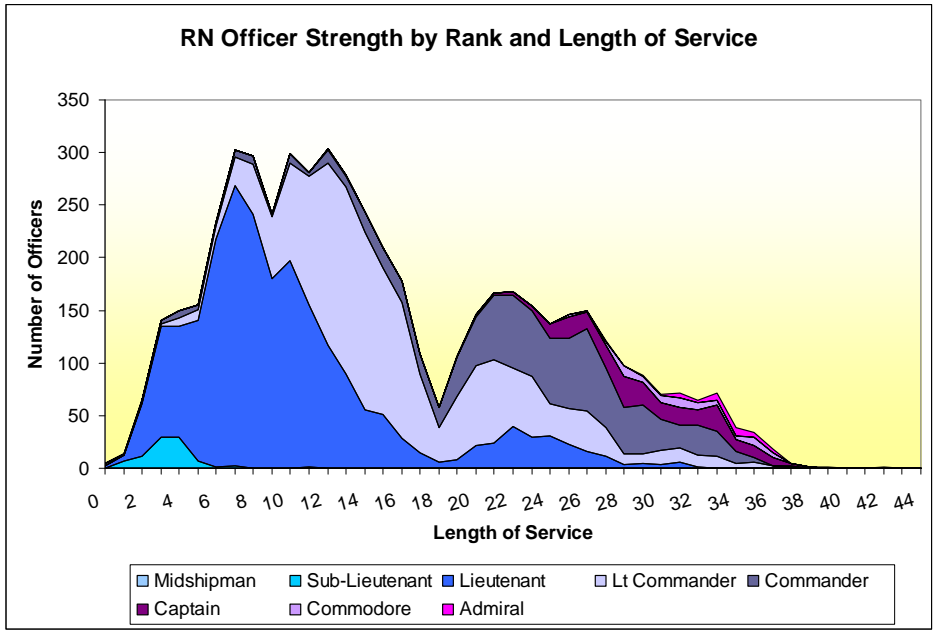
Rank		Average LOS on Promotion	Current Average LOS	Average LOS on Exit				
				Overall	VO	TX	OW	PTO
OR-9	Warrant Officer 1st Class	25.3	26.6	29.7	28.9	30.3	N/A	N/A
OR-8	Warrant Officer 2nd Class	21.0	23.3	25.5	24.5	26.0	25.0	25.6
OR-7	Colour Sergeant	18.2	20.0	22.4	20.9	24.0	21.5	18.9
OR-6	Sergeant	13.1	14.8	17.1	15.0	22.9	15.8	15.0
OR-4	Corporal	8.5	10.1	12.7	11.1	18.4	14.0	11.4
OR-3	Lance Corporal	5.5	6.3	N/A	N/A	N/A	N/A	N/A
OR-2	Marine	N/A	4.4	7.7	7.1	12.4	7.4	N/A
<b>Overall</b>		13.7	8.9	11.7	9.5	19.9	11.0	17.3

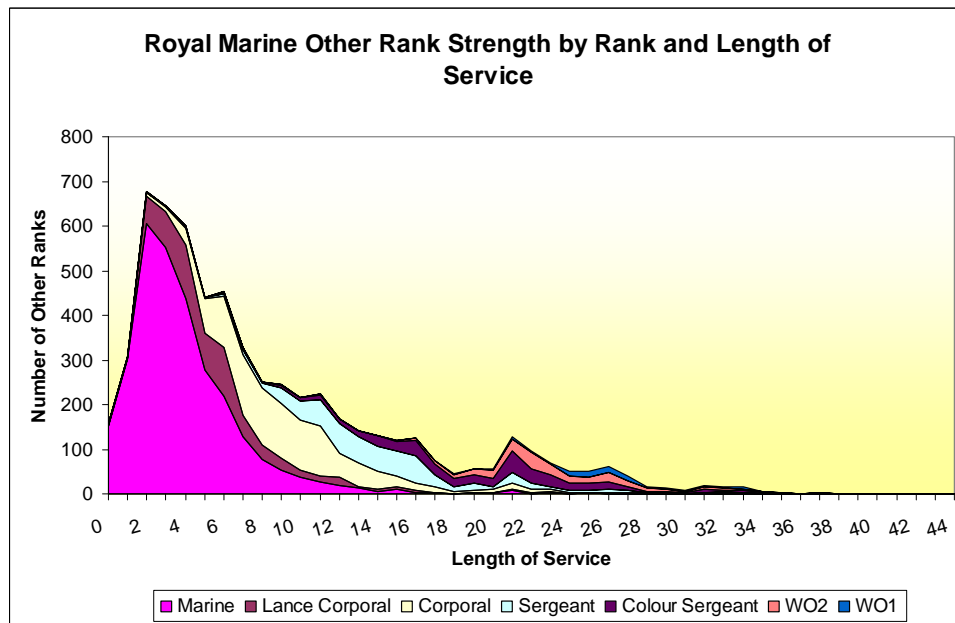
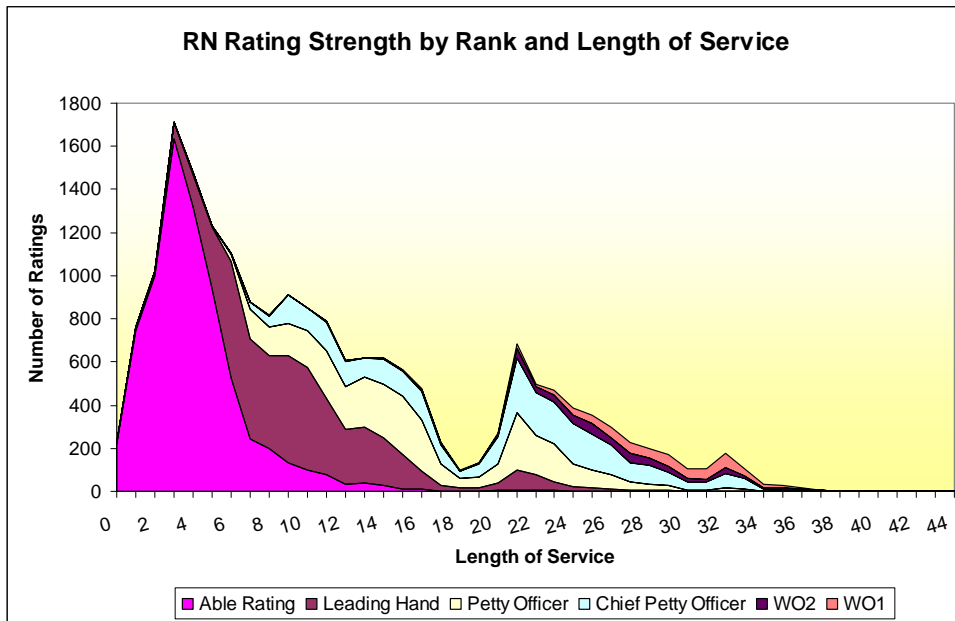
#### Notes

- 1 Flows data are for the last 12 months
- 2 LOS is taken from entry into the Naval Service
- 3 RN Rating and RM Other Rank exits include Promotion to Officer
- 4 Paid rank has been used for the current average LoS, but all other calculations feature substantive rank

#### Key

VO Voluntary Outflow  
 TX Time Expiry  
 OW Other Wastage  
 PTO Promotion to Officer





8a

**Trained Regular Officer and Rating Due Redundancy Exits Over next 12 Months**

	Feb-13	Mar-13	Apr-13	May-13	Jun-13	Jul-13	Aug-13	Sep-13	Oct-13	Nov-13	Dec-13	Jan-14	12 Month Total
<b>Officers</b>	-	-	-	-	-	-	-	-	-	-	-	-	-
Warfare	-	-	-	-	-	-	-	-	-	-	-	-	-
Engineer	-	-	-	-	-	-	-	-	-	-	-	-	-
Logistics	-	-	-	-	-	-	-	-	-	-	-	-	-
Medical	-	-	-	-	-	-	-	-	-	-	-	-	-
Dental	-	-	-	-	-	-	-	-	-	-	-	-	-
Medical Services	-	-	-	-	-	-	-	-	-	-	-	-	-
QARRNS	-	-	-	-	-	-	-	-	-	-	-	-	-
Chaplain	-	-	-	-	-	-	-	-	-	-	-	-	-
RM GS	-	-	-	-	-	-	-	-	-	-	-	-	-
RM BS	-	-	-	-	-	-	-	-	-	-	-	-	-
Careers	-	-	-	-	-	-	-	-	-	-	-	-	-
No Spec	-	-	-	-	-	-	-	-	-	-	-	-	-
<b>Ratings</b>	-	-	-	-	40	-	-	-	-	-	-	-	40
XR	-	-	-	-	-	-	-	-	-	-	-	-	-
XSM	-	-	-	-	-	-	-	-	-	-	-	-	-
XAV	-	-	-	-	10	-	-	-	-	-	-	-	10
Eng GS	-	-	-	-	-	-	-	-	-	-	-	-	-
Eng SM	-	-	-	-	-	-	-	-	-	-	-	-	-
Air Eng	-	-	-	-	-	-	-	-	-	-	-	-	-
Logistics	-	-	-	-	20	-	-	-	-	-	-	-	20
Medical	-	-	-	-	-	-	-	-	-	-	-	-	-
RM GS	-	-	-	-	-	-	-	-	-	-	-	-	-
RM BS	-	-	-	-	-	-	-	-	-	-	-	-	-
Careers	-	-	-	-	-	-	-	-	-	-	-	-	-
No Spec	-	-	-	-	-	-	-	-	-	-	-	-	-

Feb-13 Edition.

Provisional Data

These figures are based on current strengths and reflect those who have an expected redundancy exit within the next 12 months.



	2008/2009		2009/2010		2010/2011		2011/2012		12 Mths to 1st Feb 13		Actual Jan 13
	Nos.	%	Nos.	%	Nos.	%	Nos.	%	Nos.	%	
<b>Total Ratings</b>	<b>3,100</b>	<b>11.1%</b>	<b>2,260</b>	<b>8.0%</b>	<b>2,450</b>	<b>8.5%</b>	<b>3,360</b>	<b>12.0%</b>	<b>3,820</b>	<b>14.6%</b>	<b>300</b>
<b>Royal Navy Ratings</b>											
<b>Total</b>	<b>2,420</b>	<b>11.1%</b>	<b>1,780</b>	<b>8.1%</b>	<b>1,980</b>	<b>8.9%</b>	<b>2,670</b>	<b>12.4%</b>	<b>2,880</b>	<b>14.4%</b>	<b>210</b>
Voluntary Outflow	1,270	5.8%	910	4.1%	900	4.0%	870	4.0%	960	4.8%	120
Other Wastage	640	2.9%	380	1.7%	510	2.3%	640	3.0%	460	2.3%	30
Time Expiry	410	1.9%	410	1.9%	490	2.2%	510	2.4%	500	2.5%	60
Promotion to Officer	100	0.4%	80	0.4%	90	0.4%	50	0.2%	50	0.2%	-
Redundancy	-	0.0%	-	0.0%	-	0.0%	590	2.8%	910	4.5%	-
<b>Royal Marine Ratings</b>											
<b>Total</b>	<b>680</b>	<b>11.4%</b>	<b>480</b>	<b>7.8%</b>	<b>460</b>	<b>7.2%</b>	<b>690</b>	<b>10.6%</b>	<b>940</b>	<b>15.2%</b>	<b>90</b>
Voluntary Outflow	370	6.3%	260	4.2%	240	3.8%	380	5.8%	570	9.2%	60
Other Wastage	200	3.3%	120	1.9%	100	1.6%	180	2.8%	200	3.2%	10
Time Expiry	70	1.2%	80	1.3%	100	1.6%	120	1.8%	160	2.6%	10
Promotion to Officer	40	0.6%	20	0.3%	20	0.2%	20	0.3%	10	0.2%	10
Redundancy	-	0.0%	-	0.0%	-	0.0%	-	0.0%	-	0.0%	-
<b>XR</b>											
<b>Total</b>	<b>670</b>	<b>12.0%</b>	<b>480</b>	<b>8.6%</b>	<b>550</b>	<b>9.8%</b>	<b>660</b>	<b>12.2%</b>	<b>760</b>	<b>15.2%</b>	<b>60</b>
Voluntary Outflow	340	6.1%	250	4.4%	270	4.7%	260	4.9%	290	5.8%	30
Other Wastage	200	3.5%	120	2.2%	140	2.5%	170	3.2%	120	2.4%	10
Time Expiry	110	2.0%	100	1.7%	130	2.3%	130	2.4%	130	2.5%	20
Promotion to Officer	20	0.4%	10	0.2%	10	0.2%	-	0.1%	10	0.2%	-
Redundancy	-	0.0%	-	0.0%	-	0.0%	90	1.6%	220	4.3%	-
<b>XSM</b>											
<b>Total</b>	<b>90</b>	<b>11.3%</b>	<b>60</b>	<b>7.1%</b>	<b>80</b>	<b>8.6%</b>	<b>80</b>	<b>9.0%</b>	<b>80</b>	<b>9.7%</b>	<b>10</b>
Voluntary Outflow	60	7.0%	20	2.7%	30	3.7%	30	3.7%	30	3.6%	-
Other Wastage	20	2.8%	20	1.9%	20	1.9%	20	2.0%	20	2.4%	-
Time Expiry	10	1.4%	20	2.3%	20	2.5%	30	3.3%	30	3.6%	10
Promotion to Officer	-	0.1%	-	0.2%	-	0.5%	-	0.0%	-	0.0%	-
Redundancy	-	0.0%	-	0.0%	-	0.0%	-	0.0%	-	0.0%	-
<b>XAV</b>											
<b>Total</b>	<b>80</b>	<b>10.9%</b>	<b>60</b>	<b>7.5%</b>	<b>60</b>	<b>7.4%</b>	<b>80</b>	<b>9.3%</b>	<b>120</b>	<b>15.5%</b>	<b>10</b>
Voluntary Outflow	50	6.8%	30	4.0%	30	3.8%	30	3.5%	20	2.4%	-
Other Wastage	20	2.2%	10	1.8%	10	1.6%	10	1.3%	10	1.8%	-
Time Expiry	10	1.6%	10	1.3%	20	1.8%	10	1.6%	10	1.8%	-
Promotion to Officer	-	0.3%	-	0.4%	-	0.2%	-	0.0%	-	0.5%	-
Redundancy	-	0.0%	-	0.0%	-	0.0%	20	2.8%	70	8.9%	-
<b>EGS</b>											
<b>Total</b>	<b>580</b>	<b>11.2%</b>	<b>490</b>	<b>9.5%</b>	<b>480</b>	<b>9.2%</b>	<b>760</b>	<b>15.6%</b>	<b>760</b>	<b>17.3%</b>	<b>60</b>
Voluntary Outflow	310	5.9%	250	4.8%	220	4.2%	240	5.0%	280	6.4%	40
Other Wastage	150	2.9%	100	1.9%	130	2.6%	180	3.7%	100	2.3%	10
Time Expiry	100	1.9%	120	2.2%	100	1.9%	140	2.8%	110	2.5%	10
Promotion to Officer	20	0.5%	20	0.5%	30	0.5%	20	0.4%	10	0.2%	-
Redundancy	-	0.0%	-	0.0%	-	0.0%	180	3.8%	260	5.9%	-
<b>ESM</b>											
<b>Total</b>	<b>230</b>	<b>11.0%</b>	<b>150</b>	<b>7.0%</b>	<b>170</b>	<b>8.0%</b>	<b>160</b>	<b>7.4%</b>	<b>200</b>	<b>9.2%</b>	<b>30</b>
Voluntary Outflow	120	5.7%	70	3.1%	50	2.4%	60	2.7%	100	4.8%	10
Other Wastage	40	2.1%	30	1.3%	50	2.5%	40	2.1%	30	1.6%	-
Time Expiry	60	2.7%	50	2.2%	50	2.4%	50	2.4%	60	2.7%	10
Promotion to Officer	10	0.5%	10	0.3%	10	0.6%	-	0.2%	-	0.2%	-
Redundancy	-	0.0%	-	0.0%	-	0.0%	-	0.0%	-	0.0%	-
<b>EAE</b>											
<b>Total</b>	<b>280</b>	<b>8.5%</b>	<b>230</b>	<b>6.9%</b>	<b>270</b>	<b>7.6%</b>	<b>460</b>	<b>13.1%</b>	<b>430</b>	<b>13.4%</b>	<b>30</b>
Voluntary Outflow	160	5.0%	150	4.3%	120	3.5%	100	2.7%	100	3.0%	20
Other Wastage	60	1.8%	30	0.8%	50	1.4%	100	2.7%	70	2.1%	-
Time Expiry	40	1.2%	40	1.2%	70	2.1%	60	1.7%	60	1.9%	10
Promotion to Officer	20	0.5%	20	0.6%	20	0.5%	10	0.4%	10	0.3%	-
Redundancy	-	0.0%	-	0.0%	-	0.0%	200	5.6%	200	6.1%	-

Feb-13 Edition.

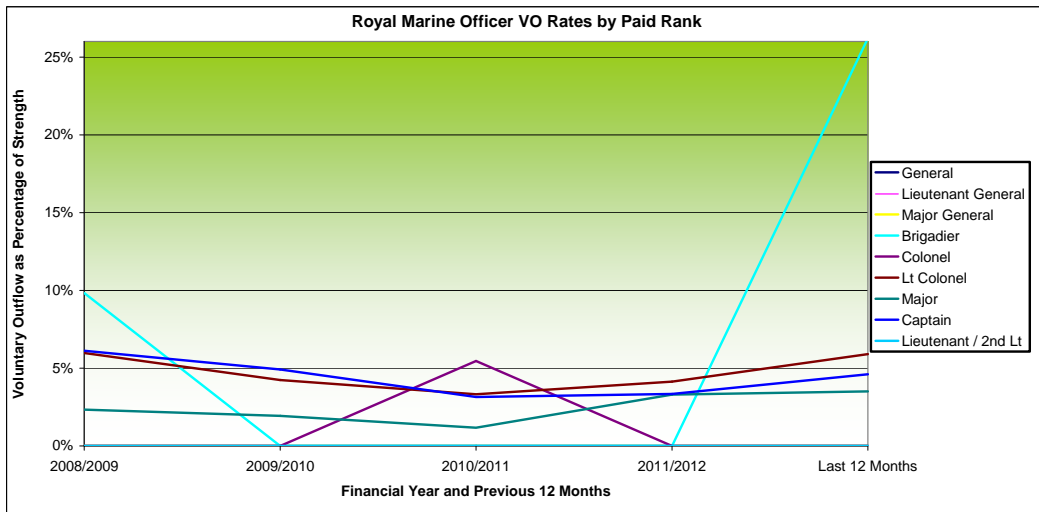
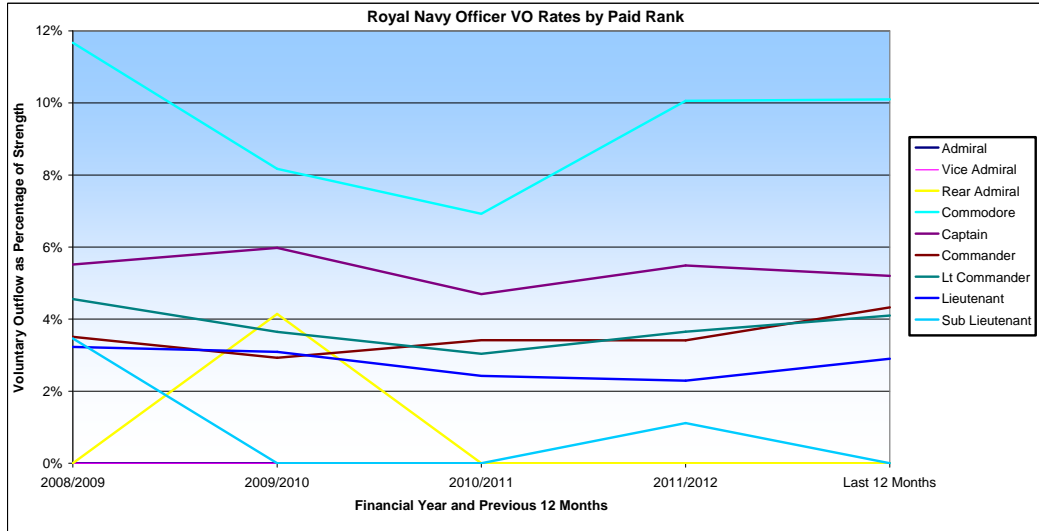
Provisional Data



	2008/2009		2009/2010		2010/2011		2011/2012		12 Mths to 1st Feb 13		Actual Jan 13
	Nos.	%	Nos.	%	Nos.	%	Nos.	%	Nos.	%	
<b>LOGS</b>											
<b>Total</b>	<b>380</b>	<b>11.8%</b>	<b>250</b>	<b>7.8%</b>	<b>290</b>	<b>8.9%</b>	<b>380</b>	<b>12.4%</b>	<b>420</b>	<b>14.8%</b>	<b>30</b>
Voluntary Outflow	180	5.6%	110	3.5%	130	4.1%	110	3.7%	100	3.6%	10
Other Wastage	120	3.8%	60	2.0%	70	2.2%	90	3.0%	80	3.0%	10
Time Expiry	70	2.1%	60	2.0%	80	2.4%	80	2.4%	80	2.9%	10
Promotion to Officer	20	0.5%	10	0.3%	10	0.2%	10	0.2%	-	0.1%	-
Redundancy	-	0.0%	-	0.0%	-	0.0%	100	3.1%	150	5.2%	-
<b>MED</b>											
<b>Total</b>	<b>110</b>	<b>10.8%</b>	<b>70</b>	<b>7.3%</b>	<b>100</b>	<b>10.4%</b>	<b>100</b>	<b>10.6%</b>	<b>120</b>	<b>12.4%</b>	<b>~</b>
Voluntary Outflow	50	5.3%	30	3.4%	50	4.8%	40	4.2%	50	5.1%	~
Other Wastage	30	3.4%	10	1.3%	30	3.2%	30	3.3%	20	1.8%	-
Time Expiry	20	1.5%	20	1.9%	20	1.9%	20	1.9%	20	2.2%	~
Promotion to Officer	10	0.6%	10	0.7%	10	0.6%	10	0.6%	10	1.2%	-
Redundancy	-	0.0%	-	0.0%	-	0.0%	10	0.6%	20	2.2%	-
<b>Other / No Spec *</b>											
<b>Total</b>	<b>-</b>	<b>N/A</b>	<b>-</b>	<b>N/A</b>	<b>-</b>	<b>N/A</b>	<b>-</b>	<b>N/A</b>	<b>-</b>	<b>N/A</b>	<b>-</b>
Voluntary Outflow	-	N/A	-	N/A	-	N/A	-	N/A	-	N/A	-
Other Wastage	-	N/A	-	N/A	-	N/A	-	N/A	-	N/A	-
Time Expiry	-	N/A	-	N/A	-	N/A	-	N/A	-	N/A	-
Promotion to Officer	-	N/A	-	N/A	-	N/A	-	N/A	-	N/A	-
Redundancy	-	N/A	-	N/A	-	N/A	-	N/A	-	N/A	-
<b>RM GS</b>											
<b>Total</b>	<b>640</b>	<b>11.5%</b>	<b>440</b>	<b>7.7%</b>	<b>430</b>	<b>7.2%</b>	<b>680</b>	<b>11.1%</b>	<b>920</b>	<b>15.8%</b>	<b>80</b>
Voluntary Outflow	360	6.4%	250	4.4%	220	3.7%	370	6.1%	560	9.7%	60
Other Wastage	190	3.4%	100	1.7%	100	1.6%	180	2.9%	200	3.4%	10
Time Expiry	60	1.0%	70	1.3%	100	1.6%	110	1.8%	150	2.6%	10
Promotion to Officer	30	0.6%	20	0.3%	20	0.3%	20	0.3%	10	0.1%	10
Redundancy	-	0.0%	-	0.0%	-	0.0%	-	0.0%	-	0.0%	-
<b>RM BS</b>											
<b>Total</b>	<b>30</b>	<b>9.9%</b>	<b>30</b>	<b>8.8%</b>	<b>20</b>	<b>6.7%</b>	<b>10</b>	<b>3.9%</b>	<b>20</b>	<b>5.9%</b>	<b>~</b>
Voluntary Outflow	10	3.7%	10	2.1%	10	3.3%	10	1.8%	10	1.8%	~
Other Wastage	~	1.6%	10	3.6%	~	1.5%	~	0.3%	~	1.5%	-
Time Expiry	10	4.0%	10	2.7%	10	1.8%	10	1.8%	10	2.0%	-
Promotion to Officer	~	0.6%	~	0.3%	-	0.0%	-	0.0%	~	0.6%	~
Redundancy	-	0.0%	-	0.0%	-	0.0%	-	0.0%	-	0.0%	-
<b>Career *</b>											
<b>Total</b>	<b>-</b>	<b>N/A</b>	<b>-</b>	<b>N/A</b>	<b>-</b>	<b>N/A</b>	<b>-</b>	<b>N/A</b>	<b>-</b>	<b>N/A</b>	<b>-</b>
Voluntary Outflow	-	N/A	-	N/A	-	N/A	-	N/A	-	N/A	-
Other Wastage	-	N/A	-	N/A	-	N/A	-	N/A	-	N/A	-
Time Expiry	-	N/A	-	N/A	-	N/A	-	N/A	-	N/A	-
Promotion to Officer	-	N/A	-	N/A	-	N/A	-	N/A	-	N/A	-
Redundancy	-	N/A	-	N/A	-	N/A	-	N/A	-	N/A	-

\* No outflow as a percentage of strength is shown for Other/No Spec or Careers  
Feb-13 Edition.

	2008/2009		2009/2010		2010/2011		2011/2012		12 Mths to 1st Feb 13		Actual Jan 13
	Nos.	%	Nos.	%	Nos.	%	Nos.	%	Nos.	%	
<b>Total Officers</b>	<b>250</b>	<b>3.9%</b>	<b>220</b>	<b>3.4%</b>	<b>190</b>	<b>2.9%</b>	<b>200</b>	<b>3.1%</b>	<b>240</b>	<b>3.8%</b>	<b>20</b>
<b>Royal Navy Officers</b>											
<b>Total</b>	<b>230</b>	<b>3.9%</b>	<b>200</b>	<b>3.4%</b>	<b>170</b>	<b>2.9%</b>	<b>180</b>	<b>3.2%</b>	<b>200</b>	<b>3.7%</b>	<b>20</b>
Admiral	-	-	-	-	-	-	-	-	-	-	-
Vice Admiral	-	-	-	-	-	-	-	-	-	-	-
Rear Admiral	-	-	-	4.1%	-	-	-	-	-	-	-
Commodore	10	11.7%	10	8.2%	-	6.9%	10	10.1%	10	10.1%	-
Captain	10	5.5%	20	6.0%	10	4.7%	10	5.5%	10	5.2%	-
Commander	40	3.5%	30	2.9%	40	3.4%	30	3.4%	40	4.3%	-
Lt Commander	90	4.6%	70	3.6%	60	3.0%	70	3.7%	80	4.1%	-
Lieutenant	80	3.2%	70	3.1%	60	2.4%	50	2.3%	70	2.9%	10
Sub Lieutenant	-	3.5%	-	-	-	-	-	1.1%	-	-	-
<b>Royal Marine Officers</b>											
<b>Total</b>	<b>30</b>	<b>4.1%</b>	<b>20</b>	<b>3.3%</b>	<b>20</b>	<b>2.4%</b>	<b>20</b>	<b>3.0%</b>	<b>30</b>	<b>4.2%</b>	<b>-</b>
General	-	-	-	-	-	-	-	-	-	-	-
Lieutenant Gene	-	-	-	-	-	-	-	-	-	-	-
Major General	-	-	-	-	-	-	-	-	-	-	-
Brigadier	-	9.8%	-	-	-	-	-	-	-	26.2%	-
Colonel	-	-	-	-	-	5.5%	-	-	-	-	-
Lt Colonel	10	6.0%	-	4.2%	-	3.3%	-	4.1%	10	5.9%	-
Major	10	2.3%	-	1.9%	-	1.2%	10	3.3%	10	3.5%	-
Captain	10	6.1%	20	4.9%	10	3.1%	10	3.3%	20	4.6%	-
Lieutenant / 2nd	-	-	-	-	-	-	-	-	-	-	-



	2008/2009		2009/2010		2010/2011		2011/2012		12 Mths to 1st Feb 13		Actual Jan 13
	Nos.	%	Nos.	%	Nos.	%	Nos.	%	Nos.	%	
<b>Total Ratings</b>	<b>1,640</b>	<b>5.9%</b>	<b>1,170</b>	<b>4.2%</b>	<b>1,110</b>	<b>3.9%</b>	<b>1,240</b>	<b>4.4%</b>	<b>1,540</b>	<b>5.9%</b>	<b>170</b>
<b>XR</b>											
<b>Total</b>	<b>340</b>	<b>6.1%</b>	<b>250</b>	<b>4.4%</b>	<b>270</b>	<b>4.7%</b>	<b>260</b>	<b>4.9%</b>	<b>290</b>	<b>5.8%</b>	<b>30</b>
WO1	10	5.3%	~	2.7%	10	3.8%	10	4.8%	20	9.3%	~
WO2	-	-	-	-	-	-	~	10.6%	~	6.4%	-
CPO	30	4.1%	40	5.5%	20	3.2%	30	4.6%	40	5.6%	~
PO	40	4.1%	20	1.9%	30	2.8%	20	1.8%	30	3.8%	~
LDG	60	4.6%	40	2.9%	40	3.4%	30	2.2%	50	3.7%	~
AB	200	8.5%	150	6.1%	170	6.7%	180	7.7%	160	7.8%	10
<b>XSM</b>											
<b>Total</b>	<b>60</b>	<b>7.0%</b>	<b>20</b>	<b>2.7%</b>	<b>30</b>	<b>3.7%</b>	<b>30</b>	<b>3.7%</b>	<b>30</b>	<b>3.6%</b>	<b>~</b>
WO1	~	2.2%	~	2.1%	~	4.6%	~	5.0%	~	5.6%	-
WO2	-	-	-	-	-	-	-	-	-	-	-
CPO	10	5.0%	~	3.5%	~	2.8%	~	2.9%	~	1.9%	-
PO	~	1.6%	~	2.5%	~	3.3%	~	3.3%	~	0.8%	-
LDG	10	7.6%	~	1.1%	~	2.1%	~	2.7%	~	1.7%	-
AB	30	10.0%	10	3.3%	20	4.8%	20	4.4%	20	5.7%	~
<b>XAV</b>											
<b>Total</b>	<b>50</b>	<b>6.8%</b>	<b>30</b>	<b>4.0%</b>	<b>30</b>	<b>3.8%</b>	<b>30</b>	<b>3.5%</b>	<b>20</b>	<b>2.4%</b>	<b>~</b>
WO1	~	0.8%	~	10.3%	~	8.1%	~	2.8%	~	3.0%	-
WO2	-	-	-	-	-	-	-	-	-	-	-
CPO	10	0.5%	~	4.4%	~	5.5%	10	7.7%	~	5.7%	-
PO	10	0.4%	10	3.4%	10	5.5%	~	3.1%	~	2.5%	-
LDG	10	0.5%	10	2.5%	~	1.5%	10	2.4%	~	2.1%	~
LCpl	-	-	-	-	-	-	-	-	-	-	-
AB	20	0.8%	10	4.8%	10	3.6%	10	3.5%	~	1.6%	-
<b>EGS</b>											
<b>Total</b>	<b>310</b>	<b>6.2%</b>	<b>250</b>	<b>4.8%</b>	<b>220</b>	<b>4.2%</b>	<b>240</b>	<b>5.0%</b>	<b>280</b>	<b>6.4%</b>	<b>40</b>
WO1	20	8.4%	10	4.7%	10	4.9%	10	5.6%	20	12.2%	~
WO2	20	7.4%	10	4.7%	10	4.7%	20	6.9%	30	11.5%	~
CPO	50	4.3%	70	5.8%	40	3.4%	40	3.9%	40	4.7%	10
PO	30	3.3%	40	4.1%	30	2.8%	40	4.3%	50	6.2%	10
LDG	50	4.6%	30	2.7%	40	3.9%	20	2.7%	40	4.0%	10
AB	140	8.9%	100	5.8%	100	5.5%	110	6.9%	110	7.6%	10
<b>ESM</b>											
<b>Total</b>	<b>120</b>	<b>5.7%</b>	<b>70</b>	<b>3.1%</b>	<b>50</b>	<b>2.4%</b>	<b>60</b>	<b>2.7%</b>	<b>100</b>	<b>4.8%</b>	<b>10</b>
WO1	10	8.8%	~	7.0%	~	1.4%	~	5.9%	~	6.2%	~
WO2	10	6.7%	10	5.1%	~	2.2%	~	1.6%	10	3.4%	~
CPO	40	6.6%	20	3.9%	20	2.9%	10	2.5%	20	4.6%	~
PO	10	2.4%	10	3.0%	20	3.9%	20	4.1%	30	9.6%	~
LDG	20	4.3%	10	1.7%	~	1.6%	10	1.8%	10	4.0%	~
AB	40	7.9%	10	2.3%	10	1.6%	20	2.4%	20	3.1%	~
<b>EAE</b>											
<b>Total</b>	<b>160</b>	<b>5.0%</b>	<b>150</b>	<b>4.3%</b>	<b>120</b>	<b>3.5%</b>	<b>100</b>	<b>2.7%</b>	<b>100</b>	<b>3.0%</b>	<b>20</b>
WO1	~	4.3%	~	6.0%	~	4.8%	~	7.0%	~	7.4%	-
WO2	~	3.0%	~	6.5%	~	5.2%	~	5.9%	~	2.0%	-
CPO	30	4.9%	30	4.2%	30	5.2%	20	3.2%	20	4.2%	~
PO	30	3.6%	20	3.2%	20	2.5%	20	2.1%	20	2.6%	~
LDG	20	4.0%	20	3.6%	~	0.5%	10	1.3%	20	2.9%	10
AB	80	6.5%	60	5.1%	60	4.6%	50	3.3%	30	2.5%	10

	2008/2009		2009/2010		2010/2011		2011/2012		12 Mths to 1st Feb 13		Actual Jan 13
	Nos.	%	Nos.	%	Nos.	%	Nos.	%	Nos.	%	
<b>LOGS</b>											
<b>Total</b>	<b>180</b>	<b>5.6%</b>	<b>110</b>	<b>3.5%</b>	<b>130</b>	<b>4.1%</b>	<b>110</b>	<b>3.7%</b>	<b>100</b>	<b>3.6%</b>	<b>10</b>
WO1	-	3.8%	-	5.0%	-	5.2%	-	5.6%	-	6.3%	-
WO2	-	-	-	-	-	-	-	-	-	-	-
CPO	10	4.6%	10	2.7%	10	2.3%	10	5.6%	10	3.5%	-
PO	10	2.4%	10	1.7%	10	2.1%	10	2.6%	10	2.1%	-
LDG	40	5.0%	30	2.9%	20	2.8%	20	2.4%	30	3.7%	-
AB	110	7.3%	60	4.4%	90	5.8%	60	4.4%	50	4.0%	-
<b>Med</b>											
<b>Total</b>	<b>50</b>	<b>5.3%</b>	<b>30</b>	<b>3.4%</b>	<b>50</b>	<b>4.8%</b>	<b>40</b>	<b>4.2%</b>	<b>50</b>	<b>5.1%</b>	<b>-</b>
WO1	-	4.2%	-	3.8%	-	14.3%	-	11.4%	-	11.2%	-
WO2	-	-	-	-	-	-	-	-	-	-	-
CPO	-	3.3%	-	2.5%	-	1.7%	-	2.4%	-	3.3%	-
PO	-	2.1%	10	3.1%	10	3.7%	-	1.6%	-	2.8%	-
LDG	20	6.5%	10	4.2%	10	2.7%	20	5.0%	20	5.5%	-
LCpl	-	-	-	-	-	-	-	11.0%	-	-	-
AB	20	7.1%	10	3.2%	30	8.1%	20	4.8%	20	6.4%	-
<b>RM GS</b>											
<b>Total</b>	<b>360</b>	<b>6.4%</b>	<b>250</b>	<b>4.4%</b>	<b>220</b>	<b>3.7%</b>	<b>370</b>	<b>6.1%</b>	<b>560</b>	<b>9.7%</b>	<b>60</b>
WO1	10	8.2%	-	2.7%	-	4.1%	-	5.3%	10	8.9%	-
WO2	10	4.7%	10	3.3%	-	0.9%	10	3.5%	10	4.4%	-
CSgt	-	1.3%	10	2.1%	-	1.3%	10	2.1%	10	3.7%	-
Sgt	10	2.2%	10	1.4%	10	1.8%	10	1.9%	30	5.7%	-
Cpl	50	4.1%	40	3.2%	50	4.1%	90	7.4%	160	14.3%	10
LCpl	30	5.8%	20	4.1%	20	3.5%	30	4.8%	20	3.2%	-
Mne	240	9.4%	160	5.9%	130	4.5%	220	7.1%	320	11.3%	40
<b>RM Band</b>											
<b>Total</b>	<b>10</b>	<b>3.7%</b>	<b>10</b>	<b>2.1%</b>	<b>10</b>	<b>3.3%</b>	<b>10</b>	<b>1.8%</b>	<b>10</b>	<b>1.8%</b>	<b>-</b>
WO1	-	27.6%	-	-	-	-	-	-	-	-	-
WO2	-	14.1%	-	-	-	9.5%	-	-	-	-	-
CSgt	-	-	-	-	-	3.4%	-	-	-	-	-
Sgt	-	1.9%	-	4.0%	-	2.0%	-	-	-	-	-
Cpl	-	3.5%	-	1.8%	-	1.6%	-	1.7%	-	-	-
LCpl	-	12.1%	-	-	-	-	-	-	-	-	-
Mne	-	3.2%	-	2.2%	10	4.1%	-	2.8%	10	3.3%	-
<b>Career/Other</b>											
<b>Total</b>	<b>-</b>	<b>N/A</b>	<b>-</b>	<b>N/A</b>	<b>-</b>	<b>N/A</b>	<b>-</b>	<b>N/A</b>	<b>-</b>	<b>N/A</b>	<b>-</b>
WO1	-	N/A	-	N/A	-	N/A	-	N/A	-	N/A	-
WO2	-	N/A	-	N/A	-	N/A	-	N/A	-	N/A	-
CPO / CSgt	-	N/A	-	N/A	-	N/A	-	N/A	-	N/A	-
PO / Sgt	-	N/A	-	N/A	-	N/A	-	N/A	-	N/A	-
LDG / CPL	-	N/A	-	N/A	-	N/A	-	N/A	-	N/A	-
LCpl	-	N/A	-	N/A	-	N/A	-	N/A	-	N/A	-
AB / Mne	-	N/A	-	N/A	-	N/A	-	N/A	-	N/A	-
<b>No Spec</b>											
<b>Total</b>	<b>-</b>	<b>N/A</b>	<b>-</b>	<b>N/A</b>	<b>-</b>	<b>N/A</b>	<b>-</b>	<b>N/A</b>	<b>-</b>	<b>N/A</b>	<b>-</b>
WO1	-	N/A	-	N/A	-	N/A	-	N/A	-	N/A	-
WO2	-	N/A	-	N/A	-	N/A	-	N/A	-	N/A	-
CPO / CSgt	-	N/A	-	N/A	-	N/A	-	N/A	-	N/A	-
PO / Sgt	-	N/A	-	N/A	-	N/A	-	N/A	-	N/A	-
LDG / CPL	-	N/A	-	N/A	-	N/A	-	N/A	-	N/A	-
LCpl	-	N/A	-	N/A	-	N/A	-	N/A	-	N/A	-
AB / Mne	-	N/A	-	N/A	-	N/A	-	N/A	-	N/A	-

\* No outflow as a percentage of strength is shown for Other/No Spec or Careers  
Feb-13 Edition.

**11a Trained Regular Officer Promotions to Substantive Rank**

	2008/2009	2009/2010	2010/2011	2011/2012	12 Months to 1st Feb 13
<b>Total Officers</b>	590	540	500	480	490
OF7 and Above	10	10	10	20	10
OF-6	20	10	20	20	20
OF-5	90	40	40	40	30
OF-4	110	130	110	100	100
OF-3	270	250	240	180	210
OF-2	90	100	80	110	120
OF-1	N/A	N/A	N/A	N/A	N/A

**11b Trained Regular Rating & Other Rank Promotions to Substantive Rank**

	2008/2009	2009/2010	2010/2011	2011/2012	12 Months to 1st Feb 13
<b>Total Ratings</b>	2,460	3,430	2,540	1,880	1,830
OR-9	90	150	90	70	70
OR-8	90	250	120	110	100
OR-7	440	670	460	360	390
OR-6	760	950	700	550	460
OR-4	1,060	1,400	1,150	800	800
OR-3	10	10	20	~	~

Feb-13 Edition.

		2008/2009	2009/2010	2010/2011	2011/2012	12 Months to 1st Feb 13							
<b>Royal Navy</b>	Officers												
	Total	350	290	330	290	300							
<b>Royal Marines</b>	Officers												
	Total	90	80	70	40	50							
	Warfare	150	130	180	160	140							
	Engineer	100	80	90	70	100							
	Logistics	40	40	40	30	20							
	Medical	40	20	20	20	20							
	Medical Services	10	10	-	-	10							
	Dental	-	-	-	-	-							
	QARNNS	-	-	-	-	-							
	Chaplain	10	-	-	-	-							
	Other	-	-	-	-	-							
	RM GS	90	80	70	40	50							
	RM BS	-	-	-	-	-							
	Careers	-	-	-	-	-							
	No Spec	-	-	-	-	-							
		Feb-12	Mar-12	Apr-12	May-12	Jun-12	Jul-12	Aug-12	Sep-12	Oct-12	Nov-12	Dec-12	Jan-13
<b>Royal Navy</b>	Officers												
	Total	10	40	20	40	20	40	20	30	10	20	10	20
<b>Royal Marines</b>	Officers												
	Total	10	-	10	-	-	-	-	-	-	-	30	-
	Warfare	10	20	10	20	20	10	20	10	-	10	10	-
	Engineer	-	-	10	20	-	20	10	10	-	10	-	20
	Logistics	-	-	-	-	-	-	-	10	-	-	-	-
	Medical	-	20	-	-	-	-	-	-	-	-	-	-
	Medical Services	-	-	-	-	-	-	-	-	-	-	-	-
	Dental	-	-	-	-	-	-	-	-	-	-	-	-
	QARNNS	-	-	-	-	-	-	-	-	-	-	-	-
	Chaplain	-	-	-	-	-	-	-	-	-	-	-	-
	Other	-	-	-	-	-	-	-	-	-	-	-	-
	RM GS	10	-	10	-	-	-	-	-	-	-	30	-
	RM BS	-	-	-	-	-	-	-	-	-	-	-	-
	Careers	-	-	-	-	-	-	-	-	-	-	-	-
	No Spec	-	-	-	-	-	-	-	-	-	-	-	-

Feb-13 Edition.

		2008/2009	2009/2010	2010/2011	2011/2012	12 Months to 1st Feb 13
<b>Royal Navy</b>	<b>Ratings</b>					
	<b>Total</b>	<b>2,120</b>	<b>2,200</b>	<b>1,690</b>	<b>910</b>	<b>940</b>
<b>Royal Marines</b>	<b>Other Ranks</b>					
	<b>Total</b>	<b>680</b>	<b>700</b>	<b>730</b>	<b>530</b>	<b>480</b>
<b>XR</b>		<b>610</b>	<b>590</b>	<b>390</b>	<b>240</b>	<b>250</b>
	WS	240	240	150	70	120
	WS(AWT)	-	-	-	-	-
	WS(AWW)	-	-	-	-	-
	WS(EW)	-	-	-	-	-
	WS(UW)	-	-	-	-	-
	CIS	140	120	60	40	40
	HM	20	10	10	10	10
	HM(H)	-	10	-	-	-
	HM(M)	-	-	-	-	-
	MW	40	50	30	20	20
	Diver	40	30	20	20	20
	SEA	130	100	100	60	20
	WPN A	-	-	-	-	-
	PT	-	-	-	-	-
	RNP	-	-	-	-	-
	Telephonist	-	-	-	-	-
	CT	10	20	20	10	20
	Unspecified	-	-	-	-	-
<b>XSM</b>		<b>100</b>	<b>100</b>	<b>60</b>	<b>40</b>	<b>40</b>
	Coxswain (SM)	-	-	-	-	-
	WS(SSM)	40	40	20	20	10
	WS(TSM)	40	30	20	-	10
	CISSM	20	30	20	20	10
	Unspecified	-	-	-	-	-
<b>XAV</b>		<b>60</b>	<b>70</b>	<b>80</b>	<b>20</b>	<b>20</b>
	Aircrewman	-	-	-	-	-
	NA(AC)	-	10	20	10	10
	NA(AH)	60	60	60	20	10
	NA(Phot)	-	-	-	-	-
	RM Aircrewmen	-	-	-	-	-
	Unspecified	-	-	-	-	-
<b>EGS</b>		<b>490</b>	<b>530</b>	<b>360</b>	<b>160</b>	<b>220</b>
	MEM	-	-	-	-	-
	WEM	-	-	-	-	-
	ET(ME)	310	360	220	90	150
	ET(WE)	180	160	130	70	70
	ETS	-	-	-	-	-
	Unspecified	-	-	-	-	-
<b>ESM</b>		<b>210</b>	<b>190</b>	<b>160</b>	<b>130</b>	<b>130</b>
	MEM	-	-	-	-	-
	WEM	-	-	-	-	-
	ET(MESM)	110	100	100	60	90
	ET(WESM)	100	80	60	70	40
<b>EAE</b>		<b>300</b>	<b>340</b>	<b>340</b>	<b>190</b>	<b>60</b>
	AEA	-	-	-	-	-
	AEM	-	-	-	-	-
	AET	290	320	320	180	60
	NA(SE)	10	20	20	-	-
	Unspecified	-	-	-	-	-
<b>LOGS</b>		<b>280</b>	<b>300</b>	<b>230</b>	<b>90</b>	<b>160</b>
	Caterer	-	-	-	-	-
	Chef	80	90	50	40	40
	Steward	80	90	60	10	30
	Supply Chain	70	60	40	10	40
	Writer	60	60	80	30	60
	Family Service	-	-	-	-	-
	Unspecified	-	-	-	-	-
<b>MED</b>		<b>70</b>	<b>70</b>	<b>70</b>	<b>50</b>	<b>50</b>
	Dental Hyg	-	-	-	-	-
	Dental SA	10	10	10	-	-
	Med Asst	50	60	50	40	40
	NN	10	10	10	10	10
	Med Techn	-	-	-	-	-
	RM Med Asst	-	-	-	-	-
	Unspecified	-	-	-	-	-
<b>RM GS</b>	Excludes Career, Med Asst, Aircrewmen and Band	<b>640</b>	<b>680</b>	<b>700</b>	<b>510</b>	<b>460</b>
<b>RM Band</b>		<b>40</b>	<b>20</b>	<b>30</b>	<b>20</b>	<b>20</b>
	Band	40	20	20	20	20
	Bugler	-	-	10	-	-
<b>Career</b>		<b>-</b>	<b>-</b>	<b>-</b>	<b>-</b>	<b>-</b>

		Feb-12	Mar-12	Apr-12	May-12	Jun-12	Jul-12	Aug-12	Sep-12	Oct-12	Nov-12	Dec-12	Jan-13
Royal Navy	Ratings												
	Total	70	40	40	80	130	60	20	160	120	110	50	70
Royal Marines	Other Ranks												
	Total	30	30	-	20	30	80	10	40	50	60	40	70
XR		20	20	10	20	30	20	-	50	20	40	-	30
	WS	-	10	10	20	-	20	-	20	10	20	-	30
	WS(AWT)	-	-	-	-	-	-	-	-	-	-	-	-
	WS(AWW)	-	-	-	-	-	-	-	-	-	-	-	-
	WS(EW)	-	-	-	-	-	-	-	-	-	-	-	-
	WS(UW)	-	-	-	-	-	-	-	-	-	-	-	-
	CIS	10	-	-	-	-	-	-	10	-	10	-	-
	HM	-	-	-	-	-	-	-	-	-	10	-	-
	HM(H)	-	-	-	-	-	-	-	-	-	-	-	-
	HM(M)	-	-	-	-	-	-	-	-	-	-	-	-
	MW	-	-	-	-	10	-	-	-	10	-	-	-
	Diver	-	-	-	-	10	-	-	10	-	-	-	-
	SEA	-	10	-	-	10	-	-	-	-	-	-	-
	WPN A	-	-	-	-	-	-	-	-	-	-	-	-
	PT	-	-	-	-	-	-	-	-	-	-	-	-
	RNP	-	-	-	-	-	-	-	-	-	-	-	-
	Telephonist	-	-	-	-	-	-	-	-	-	-	-	-
	CT	10	-	-	-	-	-	-	10	-	-	-	-
	Unspecified	-	-	-	-	-	-	-	-	-	-	-	-
XSM		-	-	10	10	10	-	10	-	10	-	-	-
	Coxswain (SM)	-	-	-	-	-	-	-	-	-	-	-	-
	WS(SSM)	-	-	-	-	10	-	-	-	-	-	-	-
	WS(TSM)	-	-	-	-	-	-	-	-	10	-	-	-
	CISSM	-	-	-	-	-	-	10	-	-	-	-	-
	Unspecified	-	-	-	-	-	-	-	-	-	-	-	-
XAV		-	10	-	-	-	-	-	10	-	-	-	-
	Aircrewman	-	-	-	-	-	-	-	-	-	-	-	-
	NA(AC)	-	10	-	-	-	-	-	-	-	-	-	-
	NA(AH)	-	-	-	-	-	-	-	10	-	-	-	-
	NA(Phot)	-	-	-	-	-	-	-	-	-	-	-	-
	RM Aircrewmen	-	-	-	-	-	-	-	-	-	-	-	-
	Unspecified	-	-	-	-	-	-	-	-	-	-	-	-
EGS		20	10	-	20	30	20	-	50	20	20	10	10
	MEM	-	-	-	-	-	-	-	-	-	-	-	-
	WEM	-	-	-	-	-	-	-	-	-	-	-	-
	ET(ME)	20	-	-	20	20	20	-	20	20	20	-	-
	ET(WE)	-	10	-	-	10	-	-	30	-	-	10	10
	ETS	-	-	-	-	-	-	-	-	-	-	-	-
	Unspecified	-	-	-	-	-	-	-	-	-	-	-	-
ESM		-	-	10	20	30	-	10	-	30	-	30	-
	MEM	-	-	-	-	-	-	-	-	-	-	-	-
	WEM	-	-	-	-	-	-	-	-	-	-	-	-
	ET(MESM)	-	-	10	10	20	-	-	-	20	-	20	-
	ET(WESM)	-	-	-	10	10	-	-	-	-	-	10	-
EAE		-	-	-	-	-	-	-	20	10	20	-	10
	AEA	-	-	-	-	-	-	-	-	-	-	-	-
	AEM	-	-	-	-	-	-	-	-	-	-	-	-
	AET	-	-	-	-	-	-	-	20	10	20	-	10
	NA(SE)	-	-	-	-	-	-	-	-	-	-	-	-
	Unspecified	-	-	-	-	-	-	-	-	-	-	-	-
LOGS		20	-	10	10	20	20	-	10	30	20	-	10
	Caterer	-	-	-	-	-	-	-	-	-	-	-	-
	Chef	-	-	-	10	10	10	-	-	10	-	-	10
	Steward	-	-	-	-	-	-	-	10	-	-	-	-
	Supply Chain	10	-	-	-	10	-	-	-	10	10	-	-
	Writer	10	-	10	-	10	10	-	-	10	10	-	-
	Family Service	-	-	-	-	-	-	-	-	-	-	-	-
	Unspecified	-	-	-	-	-	-	-	-	-	-	-	-
MED		-	10	-	-	-	10	-	10	-	10	-	10
	Dental Hyg	-	-	-	-	-	-	-	-	-	-	-	-
	Dental SA	-	-	-	-	-	-	-	-	-	-	-	-
	Med Asst	-	-	-	-	-	10	-	10	-	10	-	10
	NN	-	-	-	-	-	-	-	-	-	-	-	-
	Med Techn	-	-	-	-	-	-	-	-	-	-	-	-
	RM Med Asst	-	-	-	-	-	-	-	-	-	-	-	-
	Unspecified	-	-	-	-	-	-	-	-	-	-	-	-
RM GS	Excludes Career, Med Asst and Aircrewmen and Band	30	30	-	20	30	80	10	30	50	60	40	70
RM Band		-	-	-	-	-	-	-	10	-	-	-	-
	Band	-	-	-	-	-	-	-	10	-	-	-	-
	Bugler	-	-	-	-	-	-	-	-	-	-	-	-
Career		-	-	-	-	-	-	-	-	-	-	-	-



### 13 Trained Intake to Trained Regular Strength

	2008/2009	2009/2010	2010/2011	2011/2012	12 Months to 1st Feb 13	Actual Jan 13
<b>Total Officers</b>	<b>20</b>	<b>10</b>	<b>10</b>	<b>~</b>	<b>~</b>	<b>-</b>
Warfare	10	~	~	~	~	-
Engineer	~	-	-	-	-	-
Logistics	~	~	-	-	~	-
Medical	~	-	~	-	-	-
Medical Services	-	-	-	~	-	-
QARNNS	-	~	-	-	-	-
Dental	-	~	~	-	-	-
Chaplain	-	-	-	-	-	-
RM GS	~	~	~	~	~	-
RM Band	-	-	-	-	-	-
No Value	-	-	-	-	-	-
<b>Total Ratings</b>	<b>140</b>	<b>120</b>	<b>80</b>	<b>40</b>	<b>50</b>	<b>~</b>
XR	30	30	20	20	10	~
XSM	~	~	~	~	~	-
XAV	~	~	~	~	~	-
EGS	20	10	10	~	~	~
ESM	~	10	~	~	-	-
EAE	10	10	~	-	~	-
LOGS	20	10	10	~	~	-
MED	~	~	~	~	-	-
QARNNS	-	-	-	-	-	-
RM GS	50	40	30	10	20	~
RM Band	-	-	~	-	~	-
No Value	-	-	-	-	-	-

The figures shown above are for Trained Intake to the Regular strengths and shows people entering from Civil Life, Another Service and Maritime Reserves.

Feb-13 Edition.

# Naval Service Personnel Situation Report

## Glossary of Terms

### Branch and Specialisation Definitions for Abbreviated Branches and Specialisations

#### Officers

Warfare	Air Traffic Control	
	Aviation	
	Communications	
	Electronic Warfare	
	Fighter Controller	
	General Service Warfare	
	HM	Hydrographic & Meteorological
	Mine Clearance Diver	
	Mine Warfare	
	Observer	
	Pilot	
	PWO	Principal Warfare Officer
	PWO(A)	Principal Warfare Officer (Air)
	PWO(C)	Principal Warfare Officer (Communications)
	PWO(N)	Principal Warfare Officer (Navigation)
	RN Police	
	Submariner	
Other & No Value		
Engineering	Air Engineer	
	E(IS)	Engineer - Information Systems
		Engineer - Information Systems
	E(IS SM)	Submarine
	E(TM)	Engineering Training Manager
		Engineering Training Manager
	E(TM SM)	Submarine
	Marine Engineer	
	Marine Engineer (Submariner)	
	Weapon Engineer	
Weapon Engineer (Submariner)		
Logistics	Barrister	
	CMA	Chartered Management Accountant
	Logistics	
	Logistics Family Services	
Medical		
Dental Services		
QARNNS	<i>Queen Alexandra's Royal Naval Nursing Service</i>	
Medical Services		
Chaplain		
No Spec		
Other	Includes Careers	
Royal Marines	Band Service	Royal Marines Band
	General Service	All Royal Marines excluding Aviation, Careers & Band

**Rating**

<b>XR</b>	<b>Warfare General Service</b>	
	WS	Warfare Specialist
	WS(AWT)	Warfare Specialist - Above Water Tactical
	WS(AWW)	Warfare Specialist - Above Water Warfare
	WS(UW)	Warfare Specialist - Underwater Warfare
	WS(EW)	Warfare Specialist - Electronic Warfare
	CIS	Communications Information Systems
	HM	Hydrographical Meteorological
	HM(H)	Survey Recorders - Now part of the Hydrographical & Meteorological specialisation
	HM(M)	Naval Meteorological - Now part of the Hydrographical & Meteorological specialisation
	MW	Mine Warfare
	Diver	Diver
	SEA	Seaman Specialist
	WPN A	Weapon Analyst
	PT	Physical Training Instructor
	RN Police	Royal Navy Police
	Telephonist	
	CT	Communications Technician

<b>XSM</b>	<b>Warfare Submarine</b>	
	Coxswain (SM)	
	WS(SSM)	Warfare Specialist Sensors Submarine
	WS(TSM)	Warfare Specialist Tactical Submarine
	CISSM	Communications Information Systems Submarine

<b>XAV</b>	<b>Warfare Aviation and Royal Marine Aircrew</b>	
	Aircrewmen	Royal Navy Aircrew
	NA(AC)	Naval Airman Aircraft Controller
	NA(AH)	Naval Airman Aircraft Handler
	NA(PHOT)	Naval Airman Photographer
	RM Aircrewmen	Royal Marines Aircrew

<b>Eng GS (EGS)</b>	<b>General Service Engineers</b>	
	MEM	Marine Engineering Mechanic
	WEM	Weapon Engineering Mechanic
	ET(ME)	Engineering Technician Marine Engineer
	ET(WE)	Engineering Technician Weapon Engineer
	ETS	Education Training & Support

<b>Eng SM (ESM)</b>	<b>Submariners Engineers</b>	
	ET(MESM)	Engineering Technician Marine Engineer Submarine
	ET(WESM)	Engineering Technician Weapon Engineer Submarine
	MEM	Marine Engineering Mechanic
	WEM	Weapon Engineering Mechanic

<b>Air Eng (EAE)</b>	<b>Air Engineering</b>	
	AEA	Air Engineer Artificer
	AEM	Air Engineer Mechanic
	AET	Air Engineering Technician
	NA(SE)	Naval Airman Survival Equipment

<b>Logistics (LOGS)</b>	<b>Logistics</b>	
	Caterer	Logistics Catering Service
	Chef	Logistics Catering Service Preparation
	Family Services	
	Steward	Logistics Catering Service Delivery
	Supply Chain	Logistics Supply Chain
	Writer	Logistics Personnel

<b>Medical</b>		
	Dental Hyg	Dental Hygienist
	Dental SA	Dental Surgery Assistant
	Med Asst	Medical Assistant
	NN	Naval Nurse
	RM Medical Asst	Royal Marines Medical Assistant
	Med Tech	Medical Technician

<b>RM GS</b>	Royal Marines General Service	This is all Royal Marines who are not Medical, Band, Helicopter Pilots and Aircrew
<b>RM BS (RM Band)</b>	Royal Marines Band Service	
<b>Careers RN</b>		
<b>Careers RM</b>		

### Other Terms

RNR	Royal Navy Reserves
RMR	Royal Marines Reserves
FTRS	Full Time Reserve Service
FTRS Regular	FTRS Personnel counted against the Regular Liability
FTRS Non Regular	FTRS Personnel not counted against the Regular Liability
Transfer Trainees	People who are trained but are undergoing further training in an alternative discipline
CS	Careers Service

### Abbreviations of Arm

GS	General Service - Surface Fleet
SM	Submarine - Submarines
FAA	Fleet Air Arm - Aviation

### Notes

#### Transfer Trainees

There are some branches in the Naval Service which are only open to sideways entrants or Transfer Trainees.

Within this report Transfer Trainees are split out and shown on a separate table.

Personnel within a Branch with no specialisation are shown as Unspecified.