



Statistical Notice



WAR PENSIONS STATISTICS, 31 MARCH 2011

9 June 2011

Theme: Other - Defence

Issued by

Defence Analytical Services and
Advice (DASA)
Ministry of Defence
Enslough
Bath
BA1 5AB

Enquiries:

Press Office:
Tel: 020 721 83253
Statistical Enquiries:
Dr Kate Harrison
DASA Health Information
Head of Branch
Tel: 01225 468456
Fax: 01225 468918
kate.harrison@dasa.mod.uk

DASA Welcome

Feedback

If you have any comments
or questions about this
publication or about DASA
statistics in general, you
can contact us as follows:

E-mail:

DASA-enquiriesmailbox@mod.uk

Visit the DASA website

(www.dasa.mod.uk)

and complete the feedback
form.

A National Statistics publication

National Statistics are produced to
high professional standards. They
undergo regular quality assurance
reviews to ensure that they meet
customer needs. They are
produced free from any political
interference.

For general enquiries about
National Statistics, contact the
National Statistics Customer
Contact Centre:

Tel: 0845 601 3034

Fax: 01633 652747

Minicom: 01633 812399

E-mail: info@statistics.gov.uk

Internet: www.statistics.gov.uk

INTRODUCTION

This Statistical Notice provides summary statistics on recipients of War Pensions and new claims, awards and appeals made under the War Pension Scheme (WPS).

Pensions, allowances or other payments may be awarded under the WPS to eligible claimants where disablement or death occurs as a result of Service in HM Forces, prior to 6 April 2005.

Figures presented in this Statistical Notice are calculated from data stored on the Service Personnel and Veterans' Agency's War Pensions Computer System.

The Armed Forces and Reserve Forces Compensation Scheme (AFCS) came into force on 6 April 2005 to pay compensation for injury, illness or death caused by Service on or after that date. Summary statistics for the AFCS can be found in a separate quarterly report at www.dasa.mod.uk under 'All Other Publications' and 'Health/Medical Statistics'.

In the last release of these statistics on 9th December 2010 DASA proposed a change in the frequency of the War Pension Scheme National Statistic from bi-annual reports to annual reports. From this point on publications will be released on an annual basis reporting on end of financial year data (31 March) in June.

KEY POINTS

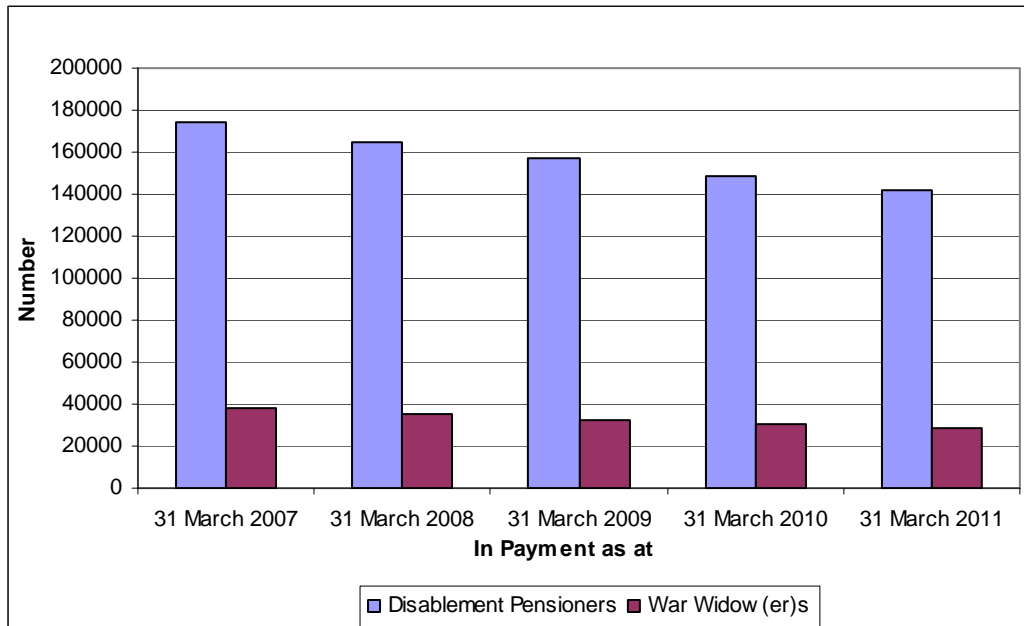
As at 31 March 2011:

- 141,715 War Disablement Pensioners (DPs) were receiving an ongoing pension. This represents a decrease of 7,230 since 31 March 2010.
- 28,425 War Widow(er)s (WWs) were receiving an ongoing pension. This represents a decrease of 2,230 since 31 March 2010.
- Over half of DPs (54%) and around five-sixths of WWs (86%) were aged 70 and over.
- Approximately five out of six (85%) DPs received pensions at the 50% rate or below. The largest group was those at the 20% rate (40% of DPs). 3% received the 100% disablement rate.

- The average weekly amount received by DPs, including pension and supplementary allowances was £76.32. The average weekly amount received by a DP at the 100% disablement rate was £327.72.
- The average weekly amount received by WWs was £217.79. The average weekly WWs pension was £116.45, with the remainder comprising supplementary allowances.

MAIN FINDINGS

Figure 1: War Pensions in payment, 31 March 2007 to 31 March 2011, numbers

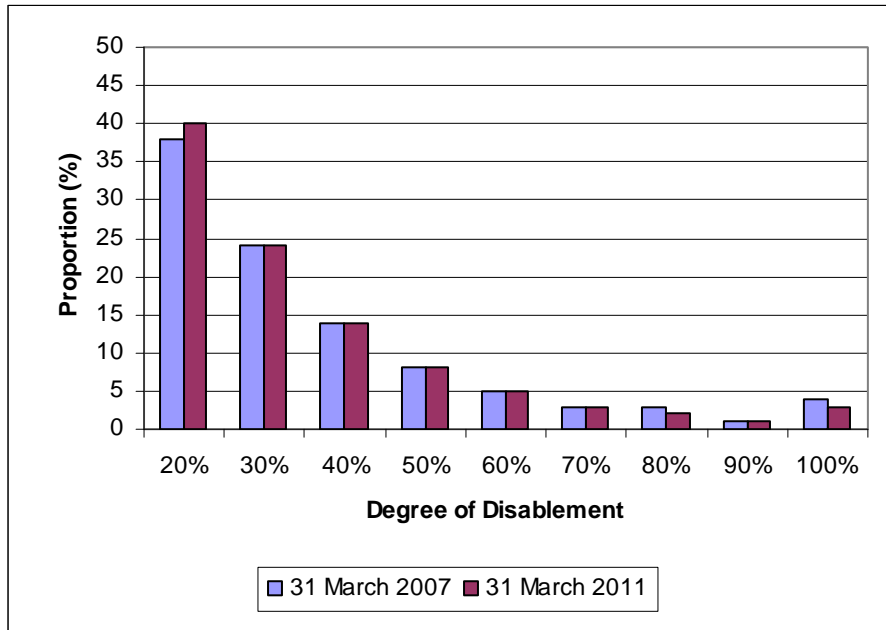


Source Data: Tables 1.1 and 1.2

Figure 1 shows that the number of Disablement Pensioners (DPs) receiving a payment has fallen each year over the past five years, from 173,850 as at 31 March 2007, to 141,715 as at 31 March 2011. Over the same period the number of War Widow(er)s (WWs) fell from 37,795 to 28,425.

This decline is primarily due to the fact that the number of individuals leaving the scheme each year is considerably higher than the number of individuals joining the scheme. The reasons for this are twofold. Firstly, the age profile of current recipients; 54% of DPs and 86% of WWs were aged 70 or over as at 31 March 2011 (see Table 1.6 for age group breakdown). Secondly, compensation claims for injury, illness, or death caused by Service on or after the 6 April 2005 are now processed under the Armed Forces Compensation Scheme (AFCS). As such, the number of claimants joining the WPS is expected to reduce further.

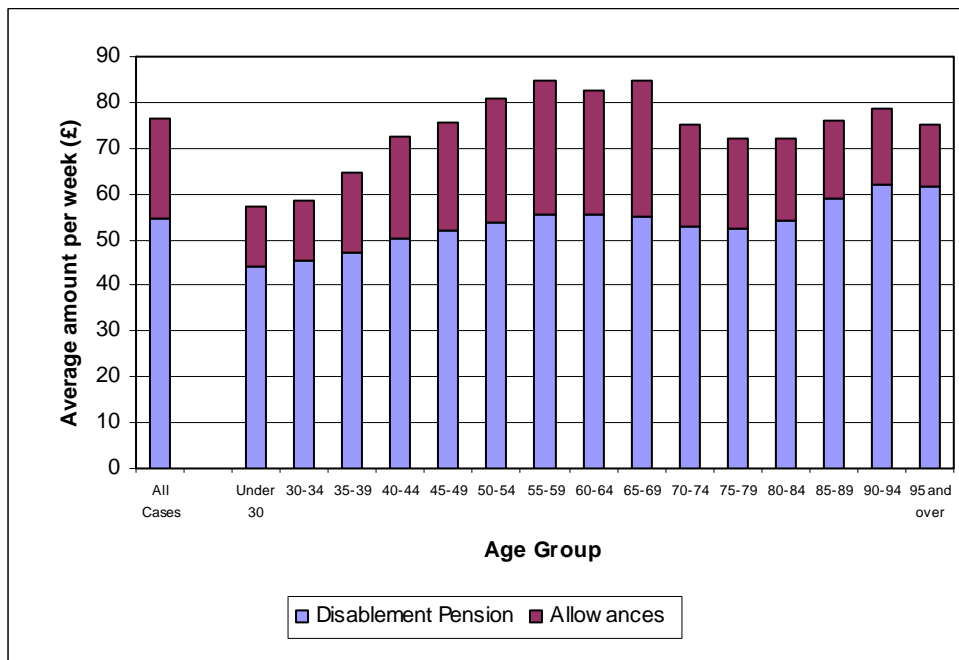
Figure 2: Disablement pensioners at each degree of disablement as at 31 March 2007 and 31 March 2011, percentages



Source Data: Table 1.6

Figure 2 shows that the proportion of DPs at each degree of disablement has remained constant between March 2007 and March 2011. As at 31 March 2011, approximately five out of six (85%) DPs received a pension at the 50% degree of disablement or below. 3% received a 100% degree of disablement pension.

Figure 3: Disablement pensioners' average weekly pension and allowances as at 31 March 2011, by age group, currency (£)

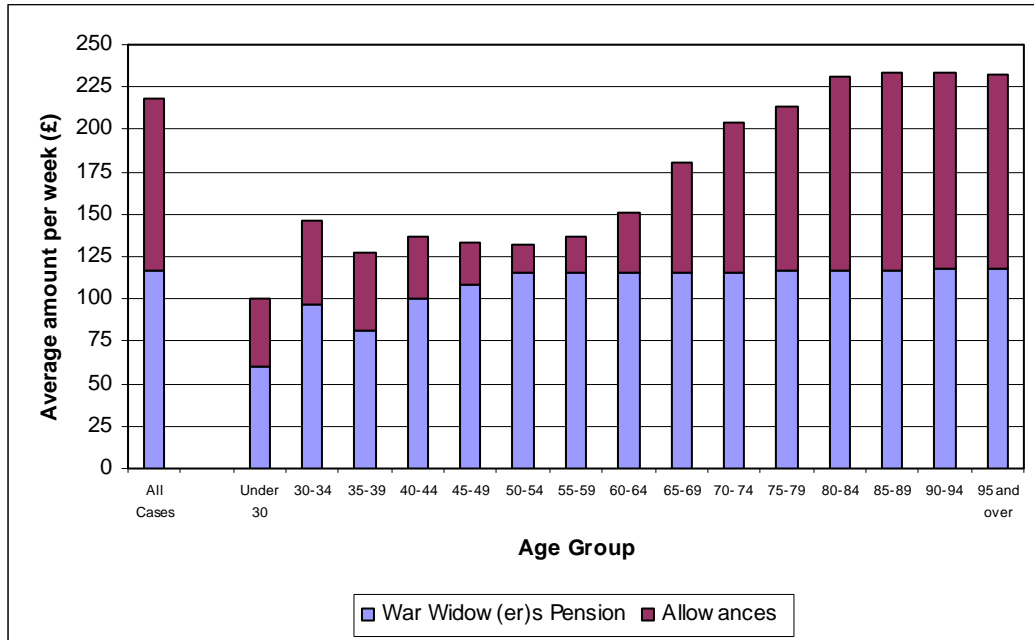


Source Data: Table 1.7

The average weekly amount received by DPs as at 31 March 2011 was £76.32 (**Figure 3**). Of this, £54.66 was from their disablement pension, whilst £21.66 came from supplementary allowances. The average weekly amount received by a DP at the 100% disablement rate was £327.72.

As at 31 March 2011, DPs aged 90-94 received the highest weekly pension of £62.15, whilst DPs aged 65-69 received the highest weekly supplementary allowance of £29.73. Disablement pensions increased with each age group and then leveled off between the age groups 55-59 and 65-69. At age group 70-74 there was a drop in weekly pensions before they began to increase again at 80-84. Similarly, supplementary allowances increased with each age group until the age group 55-59, they then began to decrease at age group 70-74 onwards.

Figure 4: War Widow(er)s' average weekly pension and allowances as at 31 March 2011 by age group, currency (£)



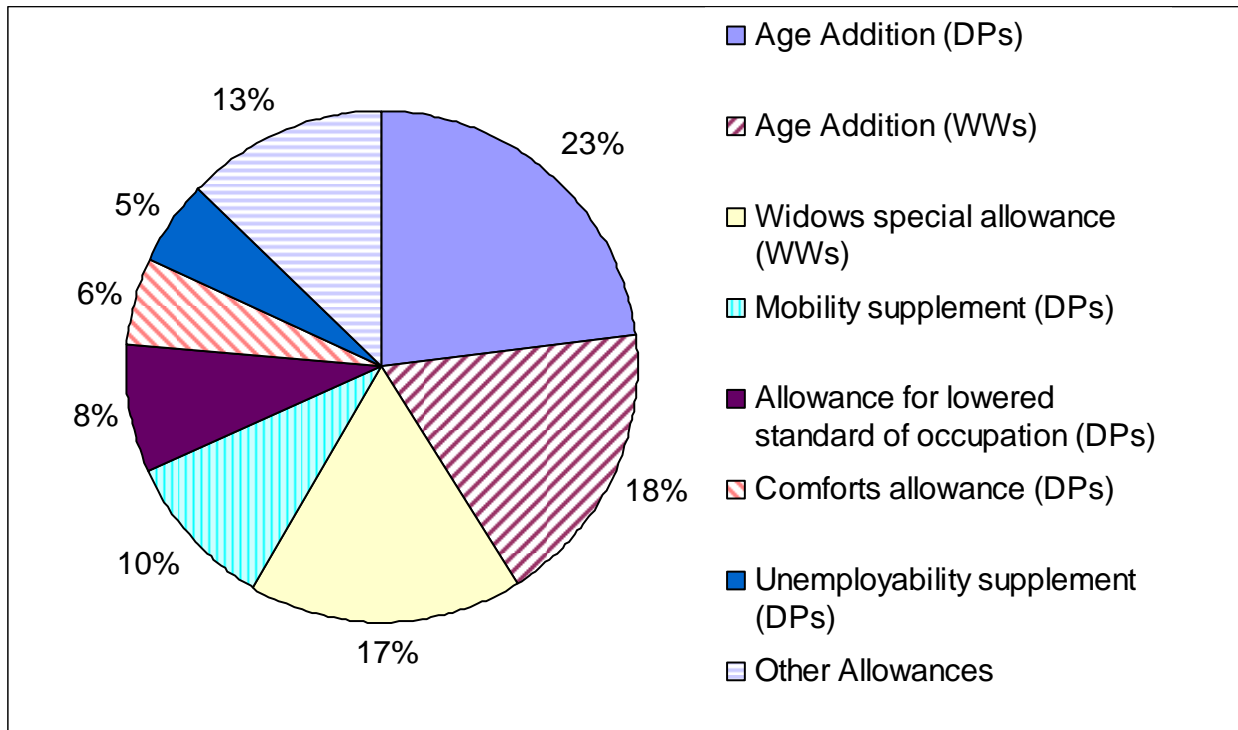
Source Data: Table 1.7

The average weekly amount received by WWs as at 31 March 2011 was £217.79 (**Figure 4**). Of this, £116.45 was from their pension, whilst £101.34 came from supplementary allowances.

As at 31 March 2011 WWs aged 95 and over received the highest average weekly pension amount (£117.57), and WWs aged 85-89 received the highest average weekly supplementary allowances amount (£116.13).

With the exception of higher payments to WWs aged 30-34, WWs pensions increased with each age group and leveled off at age group 50-54 to 95 and over. From the age group 30-34, WW average weekly supplementary allowances decrease up until the age group 50-54, before they increase at age group 55-59 onwards.

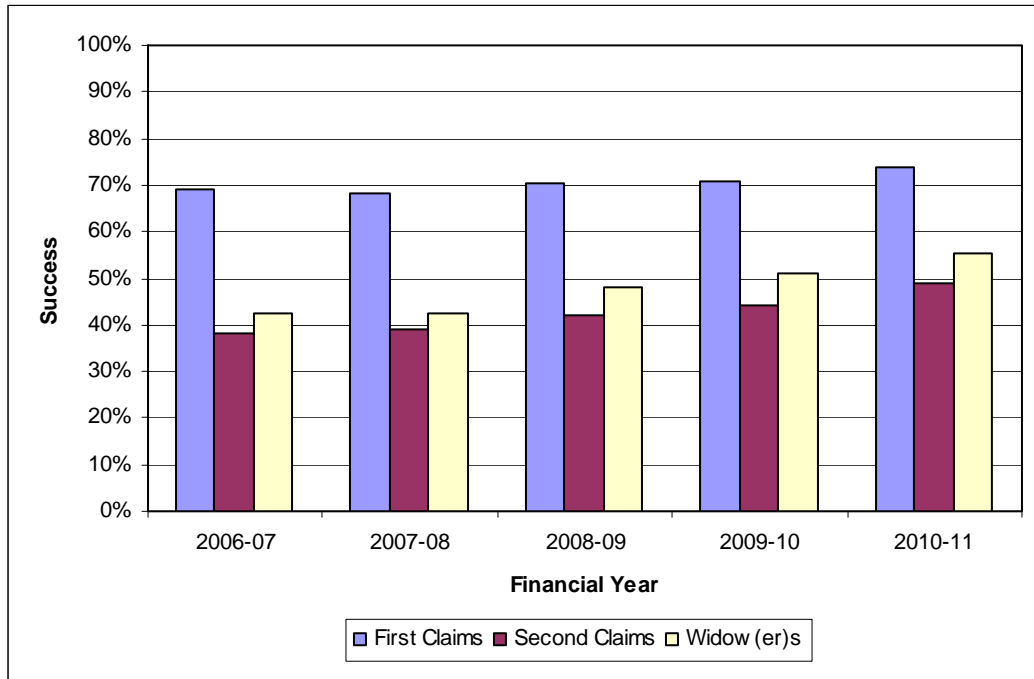
Figure 5: All supplementary allowances in payment as at 31 March 2011, percentages



Source Data: Table 1.8

Figure 5 shows that the most common supplementary allowances in payment as at 31 March 2011 were DPs and WWs Age Additions, accounting for 41% of all allowances in payment. The next most common allowance was Widow(er)s' Special Allowance, accounting for 17% of all allowances in payment. This is a supplementary pension payable to Widow(er)s of Service personnel who died or left the Services before 31 March 1973, as they would not benefit from the improvements made to the MOD's Armed Forces Pension Scheme after that date.

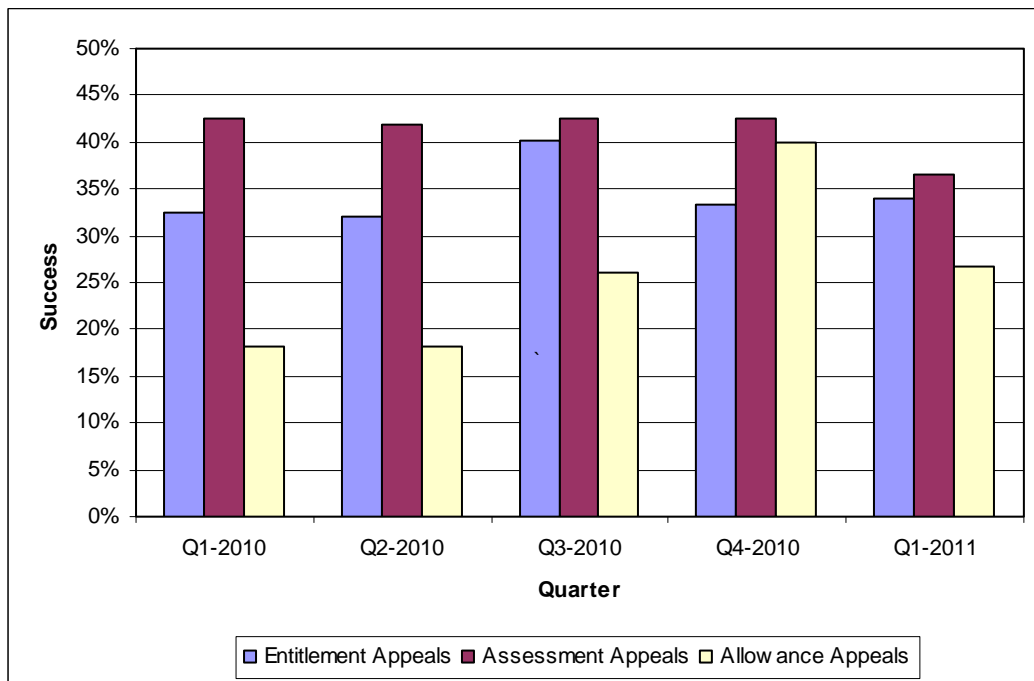
Figure 6: Successful first claims, second claims, and widow(er)s claims by financial year, 2006-07 to 2010-11, percentages



Source Data: Table 2.2

Figure 6 shows that in the financial year 2010-11, over 70% of first claims resulted in an ongoing war pension or gratuity, 47% of second claims resulted in an increased entitlement or new award, and 55% of war widow(er)s' claims resulted in an ongoing widow(er)s' pension.

Figure 7: Successful entitlement appeals, assessment appeals and allowance appeals by quarter, Q1-2010 to Q1-2011, percentages



Source Data: Table 2.6

Figure 7 shows that the success of appeals has varied over the last five quarters. Between Q4-2010 and Q1-2011, the percentage of successful entitlement appeals (including WVs entitlement appeals) remained stable at just under 35%. During the same period, the percentage of assessment appeals resulting in an increased award decreased from 43% to 36%, and the number of successful allowance appeals decreased from 40% to 27%.

CONVENTIONS

In line with DASA's Rounding Policy to maintain anonymity of claimants, all figures have been rounded to the nearest five (totals may not add due to rounding). Percentages have been rounded to the nearest 1%.

~	Negligible (fewer than 5)
r	Revised
	Break in series
Q1	1 January to 31 March
Q2	1 April to 30 June
Q3	1 July to 30 September
Q4	1 October to 31 December

Section 1: Recipients of War Pensions

Table 1.1: War Pensions in payment by type of pension, principal scheme and quarter, 31 March 2010 to 31 March 2011, numbers	9
Table 1.2: War Pensions in payment by type of pension, gender and financial year end, 31 March 2007 to 31 March 2011, numbers	10
Table 1.3: War Pensions flows by type of pension and financial year, 2006-07 to 2010-11, numbers.....	10
Table 1.4: Disablement Pensions in payment by degree of disablement as at 31 March 2011, numbers.....	11
Table 1.5: Pensioners by type of pension, principal scheme (DPs) and Government Office Region (GOR) as at 31 March 2011, numbers	12
Table 1.6: War Pensions in payment by pension type, percentage disablement and age band as at 31 March 2011, numbers.....	13
Table 1.7: Average weekly amounts of pension entitlement by type, percentage disablement and age band as at 31 March 2011, currency (£)	14
Table 1.8: Supplementary allowances in payment by type of allowance and quarter, 31 march 2010 to 31 March 2011, numbers	14
Table 1.8a: Supplementary allowances in payment by type of pension, 31 March 2007 to 31 March 2011, numbers and average weekly amount (£).....	15

Table 1.1: War Pensions in payment by type of pension, principal scheme and quarter, 31 March 2010 to 31 March 2011, numbers

	Awards in payment at:				
	31-Mar-10	30-Jun-10	30-Sep-10	31-Dec-10	31-Mar-11
ALL IN PAYMENT	180,400	177,960	175,945	173,655	170,910
Disablement Pensioners	148,945	147,065	145,525	143,795	141,715
in receipt of an ongoing war pension					
1914 war	0	0	0	0	0
Inter-war	30	30	25	25	25
1939 war onwards	146,405	144,605	143,130	141,465	139,450
Civilian	1,390	1,365	1,335	1,310	1,275
Polish	510	485	470	455	440
Mercantile marine	605	580	560	540	525
Not known	~	0	~	0	0
War Widow(er)s	30,655	30,110	29,645	29,085	28,425
War widows pension	30,580	30,035	29,570	29,010	28,350
War widowers pension	75	75	75	75	75
Other Pensioners	795	785	775	770	770
Disablement pensioners (ALSO allowance only)	390	385	385	380	380
War orphans pension	25	25	25	25	25
War parents pension	20	20	20	20	20
Adult dependant pension	10	5	5	5	~
Unmarried dependant pension	~	~	~	~	~
Child allowance only	350	345	340	340	340

Table 1.2: War Pensions in payment by type of pension, gender and financial year end, 31 March 2007 to 31 March 2011, numbers

	Awards in payment at:				
	31-Mar-07	31-Mar-08	31-Mar-09	31-Mar-10	31-Mar-11
ALL IN PAYMENT	212,535	201,265	190,745	180,400	170,910
Men	166,910	158,455	150,655	142,770	135,740
Women	45,625	42,810	40,090	37,630	35,175
Disablement Pensioners	173,850	165,165	157,125	148,945	141,715
Men	166,225	157,780	150,005	142,135	135,120
Women	7,625	7,385	7,120	6,810	6,595
War Widow(er)s	37,795	35,235	32,790	30,655	28,425
Men	65	70	70	75	75
Women	37,730	35,165	32,715	30,580	28,350
Other Pensioners	890	865	830	795	770
Men	615	605	580	555	540
Women	270	260	255	240	230

Table 1.3: War Pensions flows by type of pension and financial year, 2006-07 to 2010-11, numbers

	2006-07	2007-08	2008-09	2009-10	2010-11
ALL IN PAYMENT	212,535	201,265	190,745	180,400	170,910
Total intake in financial year	3,295	2,940	3,410	2,795	2,640
Total outflow in financial year	14,610	14,205	13,930	13,140	12,125
Disablement Pensioners	173,850	165,165	157,125	148,945	141,715
Intake during financial year	2,380	2,170	2,590	2,070	1,975
Outflow during financial year	11,345	10,835	10,640	10,250	9,210
War Widow(er)s	37,795	35,235	32,790	30,655	28,425
Intake during financial year	895	755	795	715	650
Outflow during financial year	3,225	3,315	3,245	2,845	2,880
Other Pensioners	890	865	830	795	770
Intake during financial year	20	15	25	10	10
Outflow during financial year	40	55	45	45	35

Table 1.4: Disablement Pensions in payment by degree of disablement as at 31 March 2011, numbers

Degree of disablement (Percentage)								
Men and Women	TOTAL	1914 War	Inter War	1939 War onwards	Civilian	Polish	Mercantile Marine	Not Known
ALL	141,715	0	25	139,450	1,275	440	525	0
20	56,200	0	~	55,625	285	120	160	0
30	33,925	0	10	33,385	280	105	145	0
40	19,960	0	5	19,575	225	70	85	0
50	10,915	0	~	10,710	120	40	45	0
60	6,840	0	0	6,720	70	25	20	0
70	4,140	0	~	4,025	70	20	20	0
80	3,355	0	~	3,270	50	20	15	0
90	1,130	0	~	1,090	25	5	5	0
100	4,515	0	~	4,330	135	25	20	0
Not Known ⁽¹⁾	740	0	0	720	15	5	~	0

Men

ALL	135,120	0	25	133,660	490	420	525	0
20	53,710	0	~	53,330	105	110	160	0
30	32,420	0	10	32,065	100	100	145	0
40	19,015	0	5	18,755	100	65	85	0
50	10,440	0	~	10,310	45	40	45	0
60	6,515	0	0	6,445	30	25	20	0
70	3,920	0	~	3,850	30	20	20	0
80	3,165	0	~	3,105	20	20	15	0
90	1,075	0	~	1,055	5	5	5	0
100	4,245	0	~	4,135	60	25	20	0
Not Known ⁽¹⁾	615	0	0	610	~	5	~	0

Women

ALL	6,595	0	0	5,790	785	20	0	0
20	2,490	0	0	2,300	180	10	0	0
30	1,505	0	0	1,320	180	~	0	0
40	945	0	0	815	130	~	0	0
50	475	0	0	395	80	0	0	0
60	325	0	0	280	45	~	0	0
70	215	0	0	175	40	~	0	0
80	190	0	0	160	30	0	0	0
90	55	0	0	40	15	0	0	0
100	270	0	0	195	75	~	0	0
Not Known ⁽¹⁾	125	0	0	110	15	~	0	0

Note: (1) 'Not known' consists of those entitled to a disablement pension but with no percentage disability recorded. These include clerical overrides and suspended cases.

Table 1.5: Pensioners by type of pension, principal scheme (DPs) and Government Office Region (GOR) as at 31 March 2011, numbers

GOR	Disablement Pensioners										
	All Pensioners	All DPs	1914 War	Inter-war	1939 War onwards	Civilian	Polish	Mercantile Marine	Not known	War Widow(er)s	Other Pensioners ⁽²⁾
ALL	170,910	141,715	0	25	139,450	1,275	440	525	0	28,425	770
North East	11,070	9,865	0	0	9,760	45	10	50	0	1,145	60
North West	18,990	16,090	0	0	15,755	180	40	115	0	2,815	85
Yorkshire and the Humber	12,370	10,240	0	~	10,145	45	25	25	0	2,050	75
East Midlands	10,895	9,105	0	~	9,025	40	30	10	0	1,745	45
West Midlands	10,070	8,180	0	0	8,075	65	30	10	0	1,850	40
East of England	11,865	9,355	0	~	9,185	135	20	15	0	2,475	35
London	6,105	4,545	0	~	4,295	185	55	5	0	1,535	25
South East	22,415	17,730	0	5	17,415	240	25	45	0	4,595	90
South West	22,540	18,765	0	~	18,545	155	35	30	0	3,665	110
Wales	9,620	8,095	0	~	8,005	40	10	35	0	1,480	45
Scotland	16,420	14,175	0	0	14,035	50	25	65	0	2,170	75
N. Ireland	4,450	3,760	0	0	3,745	5	0	5	0	670	20
Other UK ⁽¹⁾	500	410	0	0	400	~	0	~	0	85	~
UK Unknown	610	480	0	0	470	10	~	~	0	130	0
Overseas	12,815	10,760	0	~	10,430	75	135	115	0	2,000	60
Not Known	180	170	0	0	165	~	~	0	0	10	~

Note: (1) 'Other UK' includes Isle of Man and Channel Islands.

(2) 'Other Pensioners' includes war orphans, war parents, adult dependant, unmarried dependants, juvenile dependant, child allowance only, and allowance for lowered standard of occupation only pensioners.

Table 1.6: War Pensions in payment by pension type, percentage disablement (DPs) and age band as at 31 March 2011, numbers

AGE GROUP	All Pensioners	Disablement Pensioners											War Widow(er)s	Other Pensioners ⁽²⁾
		All DPs	20%	30%	40%	50%	60%	70%	80%	90%	100%	Not Known ⁽¹⁾		
ALL	170,910	141,715	56,200	33,925	19,960	10,915	6,840	4,140	3,355	1,130	4,515	740	28,425	770
Under 30	960	835	425	205	80	35	30	10	5	~	10	35	15	105
30 to 34	1,775	1,740	865	405	210	95	55	20	25	~	20	45	30	~
35 to 39	4,905	4,750	2,235	1,155	620	285	175	100	50	10	70	55	110	45
40 to 44	8,525	8,265	3,550	2,015	1,190	565	355	175	135	30	170	85	210	45
45 to 49	9,885	9,520	4,025	2,310	1,305	675	425	235	160	50	270	70	305	60
50 to 54	10,545	9,995	3,950	2,390	1,465	815	475	285	205	70	300	45	475	75
55 to 59	9,120	8,460	3,190	2,055	1,260	670	465	255	215	45	275	30	580	75
60 to 64	11,540	10,505	4,130	2,465	1,495	815	520	335	260	95	360	25	950	85
65 to 69	12,010	10,540	4,340	2,360	1,420	850	520	330	255	85	350	30	1,370	100
70 to 74	16,795	14,690	6,485	3,475	1,845	985	605	370	340	100	435	45	2,030	75
75 to 79	19,190	16,140	6,900	4,035	2,120	1,090	640	405	350	110	445	45	3,010	40
80 to 84	18,555	13,790	5,550	3,310	1,945	1,075	645	390	320	105	405	45	4,745	20
85 to 89	27,830	20,495	6,910	4,965	3,135	1,785	1,170	740	600	245	845	95	7,325	15
90 to 94	16,250	10,595	3,200	2,470	1,670	1,045	665	425	385	165	515	65	5,635	15
95 +	3,030	1,390	445	310	205	135	90	65	50	20	60	15	1,635	~

Notes: (1) 'Not known' consists of those entitles to a disablement pension but with no percentage disability recorded. These include clerical overrides and suspended cases.

(2) 'Other Pensioners' includes War Orphans, War Parents, Adult Dependant, Unmarried Dependant, Juvenile Dependant, Child Allowance only and Allowance for Lowered Standard of Occupation only Pensioners.

Table 1.7: Average weekly amounts of pension entitlement by type, percentage disablement (DPs) and age band as at 31 March 2011, currency (£)

(All figures are in £s)

AGE GROUP	Disablement Pension										War Widow(er)s
	All DPs	20%	30%	40%	50%	60%	70%	80%	90%	100%	
PENSION & ALLOWANCES											
All Cases	76.32	32.21	50.02	86.96	113.11	151.36	177.67	224.41	245.67	327.72	217.79
Under 30	57.13	30.89	45.75	84.35	100.78	171.31	157.40	243.46	230.61	428.51	100.08
30 to 34	58.52	30.93	46.07	88.00	108.96	162.85	172.70	202.72	136.89	374.82	146.53
35 to 39	64.45	31.76	47.24	92.94	116.80	155.15	210.30	230.63	334.40	340.39	127.23
40 to 44	72.44	31.98	49.11	91.48	120.31	173.22	202.51	260.67	278.10	373.32	136.34
45 to 49	75.48	32.51	50.31	89.31	123.53	170.23	202.34	256.68	283.78	340.57	133.63
50 to 54	80.80	33.08	51.98	92.56	127.16	169.74	199.01	251.60	273.80	340.76	131.93
55 to 59	84.71	33.73	52.39	92.49	127.17	170.20	208.06	254.97	278.25	355.10	136.83
60 to 64	82.78	32.98	52.09	88.96	121.52	171.74	197.44	248.50	267.02	347.90	150.90
65 to 69	84.72	32.70	52.46	95.64	126.57	176.85	201.72	270.01	293.72	369.16	180.89
70 to 74	75.12	32.33	51.15	90.41	116.54	160.10	192.96	242.57	273.12	350.36	204.31
75 to 79	72.08	31.97	50.26	88.06	111.45	150.50	176.82	230.98	257.12	342.07	213.04
80 to 84	71.87	31.70	49.29	83.66	107.34	137.04	160.37	207.83	241.42	316.64	231.51
85 to 89	75.99	31.40	48.00	78.68	98.61	125.14	145.75	189.89	212.05	297.55	233.33
90 to 94	78.63	31.64	47.88	76.84	96.05	120.75	145.46	173.00	199.62	271.46	233.56
95 +	75.26	31.55	47.51	76.75	96.95	113.07	136.95	166.19	202.37	252.83	232.50
PENSION ONLY											
All Cases	54.66	30.87	46.27	61.44	76.75	92.07	107.70	123.21	138.52	152.92	116.45
Under 30	44.23	30.74	45.73	56.36	70.95	89.61	100.91	123.76	139.23	139.43	60.03
30 to 34	45.37	30.58	45.75	59.30	72.24	86.20	98.05	117.89	105.82	144.34	96.44
35 to 39	47.15	30.62	45.69	59.17	73.86	88.48	104.84	118.59	130.94	137.74	81.44
40 to 44	50.14	30.71	45.96	60.03	74.51	88.82	104.29	120.16	132.60	148.97	99.66
45 to 49	51.85	30.81	46.07	60.74	75.70	90.71	107.11	122.67	137.23	145.89	108.57
50 to 54	53.92	30.87	46.19	61.12	76.09	91.30	107.54	121.22	134.95	148.52	115.06
55 to 59	55.45	30.83	46.25	61.51	76.76	91.99	107.94	123.60	138.60	152.83	115.36
60 to 64	55.50	30.92	46.33	61.57	76.89	92.66	107.85	123.60	139.06	153.21	116.14
65 to 69	54.98	30.92	46.36	61.84	77.13	92.40	107.65	123.55	139.15	154.40	115.80
70 to 74	52.69	30.92	46.37	61.80	77.29	92.79	108.13	123.68	139.19	154.60	115.96
75 to 79	52.57	30.91	46.38	61.85	77.32	92.73	108.18	123.62	139.23	154.45	116.53
80 to 84	54.36	30.91	46.37	61.85	77.31	92.78	108.18	123.75	139.23	154.66	116.51
85 to 89	59.03	30.92	46.38	61.86	77.32	92.80	108.27	123.75	139.22	154.69	117.20
90 to 94	62.15	30.93	46.39	61.86	77.33	92.79	108.26	123.66	139.23	154.70	117.54
95 +	61.41	30.94	46.41	61.86	77.34	92.82	108.25	123.76	139.23	154.66	117.57
ALLOWANCES ONLY (including Widows special allowance)											
All Cases	21.66	1.34	3.75	25.52	36.34	59.28	69.92	101.19	107.15	174.80	101.34
Under 30	12.90	0.15	0.02	27.99	29.84	81.70	56.49	119.70	91.38	289.08	40.05
30 to 34	13.15	0.35	0.32	28.70	36.72	76.64	74.64	84.84	31.07	230.49	50.09
35 to 39	17.30	1.14	1.55	33.77	42.94	66.67	105.46	112.04	203.46	202.65	45.78
40 to 44	22.31	1.26	3.15	31.44	45.80	84.39	98.22	140.51	145.49	224.35	36.68
45 to 49	23.61	1.70	4.24	28.58	47.83	79.52	94.35	134.01	146.55	194.68	25.06
50 to 54	26.87	2.20	5.79	31.44	50.88	78.44	91.47	130.38	138.85	192.24	16.87
55 to 59	29.26	2.90	6.14	30.97	50.40	78.21	100.12	131.36	139.65	202.27	21.47
60 to 64	27.28	2.06	5.76	27.39	44.63	79.08	89.59	124.90	127.96	194.69	34.76
65 to 69	29.73	1.77	6.10	33.80	49.33	84.46	94.07	146.46	154.57	214.76	65.09
70 to 74	22.43	1.41	4.78	28.61	39.25	67.32	84.83	118.89	133.93	195.76	88.36
75 to 79	19.51	1.06	3.88	26.21	34.14	57.77	68.64	107.36	117.89	187.62	96.50
80 to 84	17.51	0.79	2.91	21.81	30.03	44.26	52.19	84.09	102.19	161.98	115.00
85 to 89	16.96	0.48	1.62	16.83	21.28	32.35	37.48	66.15	72.83	142.86	116.13
90 to 94	16.48	0.72	1.49	14.98	18.72	27.96	37.19	49.35	60.39	116.76	116.02
95 +	13.84	0.61	1.10	14.89	19.61	20.25	28.70	42.43	63.14	98.17	114.92

Table 1.8: Supplementary allowances in payment by type of allowance and quarter, 31 March 2010 to 31 March 2011, numbers

Allowance type	Awards in payment at:				
	31-Mar-10	30-Jun-10	30-Sep-10	31-Dec-10	31-Mar-11
ALL ALLOWANCES	149,470	147,640	145,690	143,545	140,645
Age 80 addition (NI) (Disablement & Widow(er))	1,260	1,240	1,210	1,190	1,160
Age addition - Disablement	35,130	34,490	33,935	33,230	32,395
Age addition – Widows	27,280	26,890	26,480	25,965	25,305
Allowance for lowered standard of occupation	11,465	11,435	11,415	11,365	11,330
Clothing allowance	3,565	3,510	3,470	3,405	3,340
Comforts allowance	8,305	8,260	8,200	8,145	8,020
Constant attendance allowance	2,820	2,790	2,760	2,725	2,665
Exceptionally severe disablement allowance	605	605	600	600	580
Severe disablement occupational allowance	5	5	5	5	5
Invalidity allowance	6,345	6,330	6,320	6,305	6,230
Mobility supplement	14,285	14,175	14,170	14,040	13,865
Unemployability supplement	7,410	7,375	7,340	7,295	7,200
Modified unemployability supplement	30	30	30	30	30
Additional allowance spouse	1,430	1,415	1,395	1,380	1,345
Modified allowance for spouse	175	170	170	165	150
Additional allowance dependant	~	~	~	~	~
Additional allowance child	1,215	1,250	1,120	1,170	1,195
Child allowance	760	775	660	685	700
Over age infirm child allowance	280	275	270	270	265
Modified over age infirm child allowance	10	10	10	10	10
Temporary allowance Widow(er)	190	155	125	120	155
Widow(er)s rent allowance	355	355	350	355	315
Widow(er)s special allowance	26,540	26,100	25,645	25,080	24,370

Table 1.8a: Supplementary allowances in payment by type of pension, 31 March 2007 to 31 March 2011, numbers and average weekly amount (£)

	Awards in payment at:				
	31-Mar-07	31-Mar-08	31-Mar-09	31-Mar-10	31-Mar-11
ALL ALLOWANCES	180,475	169,470	158,815	149,470	140,645
Average Weekly Allowances Entitlement (in £s)					
Disablement Pensioners	18.05	18.93	19.86	20.31	21.66
War Widow(er)s	90.32	92.9	97.04	100.95	101.34

Section 2: Number of claims, awards and appeals

Table 2.1: Claims registered during quarter, Q1-2010 to Q1-2011, numbers.....	17
Table 2.1a: Claims registered during quarter by claim type, Q1-2010 to Q1-2011, numbers.....	18
Table 2.2: Claim outcomes by financial year, 2006-07 to 2010-11, numbers and percentages.....	19
Table 2.2a: Claim outcomes by quarter, Q1-2010 to Q1-2011, numbers	20
Table 2.3: Successful gratuity & nil percentage awards cleared during financial year, 2006-07 to 2010-11, numbers.....	20
Table 2.4: First claims to supplementary allowances cleared during quarter, by allowance type and outcome, Q1-2010 to Q1-2011, numbers.....	22
Table 2.4a: First claims to supplementary allowances automatically awarded during quarter, by allowance type, Q1-2010 to Q1-2011, numbers.....	23
Table 2.5: Appeals cleared to Pensions Appeal Tribunal for consideration during quarter, by appeal type, Q1-2010 to Q1-2011, numbers.....	23
Table 2.6: Pensions Appeal Tribunal decisions during quarter by appeal type, Q1-2010 to Q1-2011, numbers and percentages	24

Table 2.1: Claims registered during quarter, Q1-2010 to Q1-2011, numbers

Claim type	Claims registered during:				
	Q1-2010	Q2-2010	Q3-2010	Q4-2010	Q1-2011
All Claims	7,205	6,525	6,940	5,840	6,835
Disablement claims	3,145	3,135	3,355	2,845	2,995
War Widow(er)s claims	345	285	290	260	365
Supplementary allowance claims	1,205	1,055	1,165	1,000	1,125
Supplementary allowance reviews	955	640	620	580	990
Medical expenses	890	845	980	755	835
Appeals	670	565	530	400	525

Table 2.1a: Claims registered during quarter by claim type, Q1-2010 to Q1-2011, numbers

Claim type	Claims registered during:				
	Q1-2010	Q2-2010	Q3-2010	Q4-2010	Q1-2011
Disablement claims	3,145	3,135	3,355	2,845	2,995
Current invaliding	160	140	180	120	95
First claim to pension	1,150	1,135	1,335	1,170	1,230
Further condition	785	795	825	635	695
Deterioration	815	880	835	765	795
Departmental review	25	20	30	15	25
Conditional list review	210	165	155	135	155
War Widow(er)s claims	345	285	290	260	365
Widow(er)s	320	265	265	245	345
Restored Widow(er)s	20	20	20	15	15
Review Widow(er)s	~	~	~	0	0
Supplementary allowance claims	1,205	1,055	1,165	1,000	1,125
Allowance for lowered standard of occupation	115	110	150	120	135
Clothing allowance	40	30	40	35	35
Constant attendance allowance	90	85	100	80	80
Mobility supplement	230	220	280	230	195
Unemployability supplement	75	70	80	75	65
Additional allowance spouse	30	25	15	20	15
Additional allowance dependant	0	~	~	0	0
Additional allowance child	20	35	25	30	25
Child allowance only	5	~	~	~	5
Widow(er)s child allowances	0	0	0	0	0
Widow(er)s rent allowance	80	50	55	35	50
Temporary allowance Widow(er)	100	80	65	70	100
Funeral expenses	420	345	350	310	420
Supplementary allowance reviews⁽¹⁾	955	640	620	580	990
Allowance for lowered standard of occupation	385	330	320	315	330
Constant attendance allowance	25	25	20	30	25
Mobility supplement	45	25	25	30	20
Unemployability supplement	120	90	80	100	150
Additional allowance spouse	330	35	25	35	220
Additional allowance dependant	~	~	~	0	~
Child allowance ⁽²⁾	45	130	145	70	240
Appeals	670	565	530	400	525
Entitlement - Disablement	205	170	150	105	160
Entitlement - Widow(er)s	20	25	30	25	20
Assessment	360	295	265	210	270
Supplementary Allowances	55	60	65	55	65
Miscellaneous	20	20	20	5	10

Table 2.1a: Claims registered during quarter by claim type, Q1-2010 to Q1-2011, numbers (Continued)

Claim type	Claims registered during:				
	Q1-2010	Q2-2010	Q3-2010	Q4-2010	Q1-2011
Medical expenses⁽³⁾	890	845	980	755	835
Appliance	5	5	10	10	~
Chiropody	~	~	~	~	~
Convalescence	20	10	20	10	15
Dental	20	20	25	10	20
Hearing aid	10	5	10	10	10
Home nursing equipment	15	10	10	10	~
Hospital travel expenses	60	55	50	40	60
House adaptation grant	25	20	35	20	30
Prescription	10	15	10	~	10
Priority treatment	90	100	85	70	85
Private treatment	10	~	10	10	10
Provision of treatment	275	305	405	315	315
Remedial treatment	285	230	245	205	205
Skilled nursing care	~	~	~	~	~
Spectacles	30	20	20	15	30
Treatment allowance (inc. loss of earnings)	30	30	35	35	35

Notes: (1) Reviews of allowances which involve rates of pay are traditionally held in the first quarter of the year.

(2) Contains widow(er)s' child allowance and child allowance only reviews.

(3) Excludes NI and Eire.

Table 2.2: Claim outcomes by financial year, 2006-07 to 2010-11, numbers and percentages

Claim Type	Financial Year:									
	2006-07		2007-08		2008-09		2009-10		2010-11	
	Number	%	Number	%	Number	%	Number	%	Number	%
All First Claims	6,765		5,750		7,125		5,800		4,825	
Awarded 20–100%	1,525	23%	1,370	24%	1,605	23%	1,200	21%	1,130	23%
Awarded 1-19%	3,155	47%	2,555	44%	3,410	48%	2,915	50%	2,425	50%
Awarded 0%	1,370	20%	1,185	21%	1,235	17%	1,010	17%	730	15%
Rejections	715	11%	645	11%	875	12%	680	12%	535	11%
All Second/Subsequent Claims	8,480		7,365		8,560		7,165		5,720	
Awarded 20–100%	45	<1%	40	<1%	70	<1%	55	<1%	30	<1%
Awarded 1-19%	50	<1%	30	<1%	65	<1%	50	<1%	50	<1%
Awarded 0%	40	<1%	45	<1%	35	<1%	30	<1%	35	<1%
Increased assessments	3,160	37%	2,795	38%	3,470	41%	3,060	43%	2,715	47%
Maintained assessments	4,395	52%	3,830	52%	4,415	52%	3,570	50%	2,550	45%
Reduced assessments	320	4%	215	3%	110	1%	60	1%	40	1%
Rejections	475	6%	400	5%	395	5%	340	5%	300	5%
All Widow(er)s Claims⁽¹⁾	1,930		1,560		1,595		1,285		1,120	
Awards	825	43%	665	43%	770	48%	655	51%	620	55%
Rejections	1,105	57%	895	57%	830	52%	630	49%	500	45%

Notes : (1) Includes restored Widows; Since 2005/06 figures do not include Widow(er)s' reviews.

Table 2.2a: Claim outcomes by quarter, Q1-2010 to Q1-2011, numbers

Claim type		Claims cleared during:				
		Q1-2010	Q2-2010	Q3-2010	Q4-2010	Q1-2011
First claims						
Current Invaliding	All	140	130	150	105	100
	Awarded 20-100%	60	55	55	55	55
	Awarded 1-19%	25	30	35	25	30
	Awarded 0%	~	~	~	~	~
	Rejected	45	40	60	20	15
First Claim to Pension	All	1,280	960	1,065	1,095	1,220
	Awarded 20-100%	230	185	215	225	285
	Awarded 1-19%	730	500	560	610	640
	Awarded 0%	205	175	200	160	190
	Rejected	115	105	90	100	105
Second/Subsequent claims						
Further Condition	All	725	715	660	680	635
	Awarded 20-100%	5	~	~	5	~
	Awarded 1-19%	10	10	15	10	10
	Awarded 0%	~	5	10	10	5
	Increased	380	340	320	335	330
	Maintained	270	275	245	245	210
	Reduced	~	5	5	~	~
	Rejected	55	75	60	70	70
Conditional List Review	All	225	140	150	115	120
	Awarded 20-100%	~	~	~	0	0
	Awarded 1-19%	0	0	~	0	~
	Awarded 0%	0	0	0	0	0
	Increased	30	15	15	15	15
	Maintained	190	120	130	100	100
	Reduced	5	~	~	~	~
	Rejected	0	~	0	0	0
Deterioration Claim	All	655	635	605	610	580
	Awarded 20-100%	5	~	0	~	~
	Awarded 1-19%	~	0	0	0	0
	Awarded 0%	0	0	~	0	0
	Increased	335	335	335	320	315
	Maintained	300	290	265	285	260
	Reduced	~	~	~	~	~
	Rejected	5	5	0	~	~
Departmental Review	All	25	10	25	20	20
	Awarded 20-100%	~	0	~	~	0
	Awarded 1-19%	~	0	0	~	~
	Awarded 0%	~	~	~	0	0
	Increased	5	~	5	~	10
	Maintained	15	~	15	10	5
	Reduced	~	0	~	~	~
	Rejected	~	~	~	~	~
Widow(er)s Claims⁽¹⁾						
	All	310	270	290	250	305
	Awards	180	155	155	130	180
	Rejections	135	115	135	120	130

Note: (1) Figures include restored Widows; Figures do not include widow(er)s' reviews.

Table 2.3: Successful gratuity & nil percentage awards cleared during financial year, 2006-07 to 2010-11, numbers

	Financial Year:				
	2006-07	2007-08	2008-09	2009-10	2010-11
All Nil and Gratuity Awards	4,640	3,840	4,765	4,015	3,260
Nil awards	1,440	1,255	1,290	1,050	780
Gratuity awards					
1 - 5%	1,230	960	1,205	1,120	1,340
6 - 14%	1,725	1,365	1,935	1,610	245
15 - 19%	275	245	265	335	235

Table 2.4: First claims to supplementary allowances cleared during quarter, by allowance type and outcome, Q1-2010 to Q1-2011, numbers ⁽¹⁾

Allowance type		First awards made during:				
		Q1-2010	Q2-2010	Q3-2010	Q4-2010	Q1-2011
Allowance for lowered standard of occupation	All	110	110	135	105	120
	Awarded	70	70	75	65	75
	Rejected	40	40	60	40	45
Clothing allowance	All	40	25	35	30	25
	Awarded	20	10	20	10	10
	Rejected	20	15	20	20	10
Constant attendance allowance	All	90	90	80	80	65
	Awarded	55	50	40	40	35
	Rejected	35	40	35	40	30
Exceptionally severe disablement allowance	All	20	15	10	15	5
	Awarded	20	15	10	15	5
	Rejected	0	0	0	0	0
Severe disablement occupational allowance	All	0	~	0	~	0
	Awarded	0	~	0	~	0
	Rejected	0	0	0	0	0
Mobility supplement	All	240	210	260	220	185
	Awarded	145	105	165	125	110
	Rejected	90	100	90	95	75
Unemployability supplement	All	65	50	70	80	35
	Awarded	45	45	50	60	30
	Rejected	20	10	20	20	10
Additional allowance spouse	All	30	25	15	15	15
	Awarded	15	10	5	5	5
	Rejected	20	15	5	10	10
Additional allowance dependant	All	0	~	~	0	0
	Awarded	0	~	~	0	0
	Rejected	0	0	0	0	0
Additional allowance child	All	15	20	10	25	20
	Awarded	15	20	10	15	20
	Rejected	~	0	~	5	~
Child allowance only	All	5	~	~	~	~
	Awarded	~	~	~	~	~
	Rejected	~	~	0	~	~
Widow(er)s child allowances	All	0	5	~	0	~
	Awarded	0	5	~	0	~
	Rejected	0	0	0	0	0
Widow(er)s rent allowance	All	5	10	5	5	5
	Awarded	5	10	5	5	5
	Rejected	0	0	0	~	0
Temporary allowance Widow(er)	All	100	70	65	70	100
	Awarded	100	70	65	70	95
	Rejected	0	~	0	0	~
Funeral expenses	All	370	330	345	290	350
	Awarded	195	160	165	135	200
	Rejected	175	170	180	155	150

Note: (1) Awards processed in the quarter. Entitlement may be backdated to a previous quarter.

Table 2.4a: First claims to supplementary allowances automatically awarded during quarter, by allowance type⁽¹⁾, Q1-2010 to Q1-2011, numbers

Allowance type	First awards made during:				
	Q1-2010	Q2-2010	Q3-2010	Q4-2010	Q1-2011
Age – 80 addition (NI) (Disablement & Widow(er))	10	10	10	15	15
Age – disablement	195	250	225	180	225
Age – Widow(er)s	120	150	135	125	105
Comforts allowance	15	15	10	15	10
Invalidity allowance	5	10	10	15	5

Note: (1) Awards processed in the quarter. Entitlement may be backdated to a previous quarter.

Table 2.5: Appeals cleared to Pensions Appeal Tribunal for consideration during quarter, by appeal type, Q1-2010 to Q1-2011, numbers

Appeals cleared	Appeals cleared during:				
	Q1-2010	Q2-2010	Q3-2010	Q4-2010	Q1-2011
All Appeals Cleared	645	635	520	480	465
Entitlement - Disablement	210	195	155	120	135
Entitlement - Widow(er)s	25	20	25	30	25
Assessment	330	345	275	245	235
Supplementary Allowances	55	50	50	70	60
Temporary Allowances	0	0	0	0	0
Miscellaneous	25	20	15	15	10

Table 2.6: Pensions Appeal Tribunal decisions during quarter by appeal type, Q1-2010 to Q1-2011, numbers and percentages

	Decisions made during:									
	Q1-2010		Q2-2010		Q3-2010		Q4-2010		Q1-2011	
		%		%		%		%		%
Entitlement Appeals	140		160		165		130		155	
<u>Disablement</u>										
All	120		135		150		120		140	
Allowed	45	37%	45	35%	65	43%	45	36%	50	37%
Disallowed	75	63%	85	65%	85	57%	75	64%	85	63%
<u>Widow(er)s</u>										
All	25		25		15		15		20	
Allowed	~	8%	~	15%	~	12%	~	7%	~	11%
Disallowed	20	92%	20	85%	15	88%	15	93%	15	89%
<u>Overall</u>										
Allowed	45	32%	50	32%	65	40%	45	33%	55	34%
Disallowed	95	68%	110	68%	100	60%	90	67%	105	66%
Assessment Appeals	225		190		240		180		205	
Increased	95	42%	80	42%	100	43%	75	43%	75	36%
Upheld	130	57%	110	58%	135	57%	105	57%	130	63%
Reduced	~	<1%	~	<1%	~	<1%	~	<1%	~	<1%
Allowance Appeals	35		35		25		20		30	
Allowed	5	18%	5	18%	5	26%	10	40%	10	27%
Disallowed	25	82%	25	82%	15	74%	10	60%	20	73%

Glossary of pensions and allowances

Age Allowance

This may be paid to a war disablement pensioner (man or woman) who is aged 65 or over and whose disablement is assessed at 40% or more.

Allowance for Lowered Standard of Occupation (ALSO)

This may be paid if a pensioner's earning capacity is reduced because their pensioned disablement permanently prevents them following their regular occupation. To gain entitlement new claimants must be under age 65, with a service disablement of at least 40% when they make their claim. This allowance plus their basic War Disablement Pension cannot exceed the 100% disablement pension rate.

Child Allowance Only

There is a Child Allowance Only Pension in payment, i.e. no award has been given to War Widow(er)s Pension but her child has been awarded.

Clothing Allowance (CLOT)

This may be paid if the disablement causes exceptional wear and tear on clothing.

Comforts Allowance (COMF)

This may be paid to a severely disabled pensioner who is receiving Constant Attendance Allowance or Unemployability Supplement or both. It is intended to help with the extra expenses associated with severe disablement.

Constant Attendance Allowance (CAA)

This may be paid to a pensioner who needs regular personal attention because of their pensioned disablement and that disablement is assessed at 80% or more. It is payable at one of four rates. The rate varies according to the level of attendance they need.

Disablement Pension (DP)

This is paid at a rate which varies according to the degree of disablement. The degree of disablement is assessed on a percentage basis by the War Pension Agency medical advisors.

Elderly Widow(er)'s Age Allowance

A war widow(er) may receive an additional allowance at age 65 which is increased at age 70 and again at age 80.

Exceptionally Severe Disablement Allowance (ESDA)

This may be paid to a pensioner who is receiving Constant Attendance Allowance at one of the two highest rates, or would be receiving it if they were not in hospital.

Funeral Expenses (FE)

Funeral expenses may be paid if the pensioner died as a result of his service disablement, or died while having treatment for that disablement in hospital, or was entitled to Constant Attendance Allowance, or was at the time of his death 80% or more disabled and receiving Unemployability Supplement.

Invalidity Allowance (IVA)

This may be paid to a pensioner receiving Unemployability Supplement. The rate varies according to the age at which unemployability began.

Modified Over Age Infirm Allowance (MOIA)

Compensation/Allowances (including that paid to children living in the Irish Republic or Overseas) due to infirmity are taken into account when calculating an award of OAIA and adjustments are made if necessary. (See OAIA below)

Modified Unemployability Supplement (MSUP)

The basic conditions of eligibility to UNSUPP for a pensioner living abroad (including the Irish Republic and the Channel Islands) are the same as for the UK, however, if they become eligible for Retirement Pension or other benefit payable out of the public funds of that country then UNSUPP may be adjusted with that benefit, or paid at a nominal rate to allow continued payment of comforts allowance.

Orphan's Pension

This may be payable to a child who has lost both parents.

Over Age Infirm Allowance (OAIA)

Over Age Infirm Allowance for children of deceased pensioners unable to support themselves dates back to the 1914 War. The allowance can be awarded or continued beyond the normal age limits on the grounds of infirmity if the ailment is of a nature which is likely to prevent the person from earning a living either permanently or for a prolonged period and infirmity commenced before age 16. The person is still referred to as a child even though they may be quite elderly.

Rent Allowance (RENT)

A war widow(er) with a child or children may be eligible for a rent allowance.

Severe Disablement Occupational Allowance (SDOA)

This may be paid to a pensioner who is entitled to Constant Attendance Allowance at one of the two highest rates, but who still normally has a gainful occupation.

Temporary Allowance for Widow(er)s (TAW)

This may be paid to a widow(er), irrespective of the cause of their spouse's death, if he/she were awarded Unemployability Supplement or Constant Attendance Allowance or both. The allowance is approximately equal to the disablement pension and allowances paid to their late spouse. It is paid for the first 26 weeks of widowhood.

Treatment Allowance (TA)

This is equivalent to a disablement pension paid at the 100% rate. It may be paid instead of a disablement pension to a pensioner who incurs a loss of earnings as a result of receiving treatment for their pensioned disablement.

Unemployability Supplement (UNSUPP)

This may be paid to a pensioner who is unemployable or virtually unemployable as a result of the war pensioned disablement. To gain entitlement, new claimants must be under age 65, with a pensioned disablement assessed at 60% or more when they make their claim. Additional allowances may be paid for a spouse and a child or children.

War Pensioner's Mobility Supplement (WPMS)

This is intended to help with the mobility costs of a pensioner who is unable to walk, or virtually unable to walk. New claimants must have a service disablement of at least 40%. It is paid to double amputees and to those pensioners who need help getting about because they are both deaf and blind as a result of their pensioned disablement.

War Widow(er)'s Pension (WWP)

The standard rate of pension may be paid if the widow(er) has a dependant child, or is over 40, or is incapable of self-support.

The lower rate is paid to childless widow(er)s under the age of 40. If the spouse was receiving Constant Attendance Allowance, or at the time of his/her death was 80% or more disabled and receiving Unemployability Supplement, a War Widow(er)s Pension is awarded automatically irrespective of the cause of death.

War Widow(er)'s Special Allowance

This is a Supplementary Pension payable to "pre-1973 war widow(er)s" (the widow(er)s of Service personnel who died or left the services before 31st March 1973, and who did not benefit from the improvements made from that date to the MOD's Armed Forces Pension Scheme).

Glossary of terms and conventions

Adult Dependant

Adult relatives, i.e. sister, brother, aunt or uncle etc, for whom the service person was financially responsible.

Appeal

An appeal provides a person with an impartial re-examination of the decision under appeal.

Cleared

Where the work by the Service Personnel and Veterans Agency (SPVA) on a specific task has been fully completed.

Conditional List Review

Conditional List Review cases arise because SPVA Medical Services have previously made an interim assessment for a limited period because the level of disablement was likely to change. A review date is calculated so that disablement can be reassessed before the given period expires.

Current Invaliding

Personnel invalided from the Forces and their case referred direct to the SPVA by Ministry of Defence for War Pensions consideration.

Eligible War Pension Claimant

A claimant is eligible for consideration under the WPS where disablement or death has occurred as a result of Service in HM Forces, prior to 6 April 2005. In addition, awards may also be made where disablement or death has occurred as a result of:

- War-time Service in the Naval Auxiliary Service, or the Mercantile Marine
- Service in the Polish Forces under British command during World War Two

Pensions, allowances or other payments may also be awarded where the disablement or death of a civilian or a member of a civil defence organisation is the direct result of an injury sustained as a result of enemy action in World War Two.

Gratuity

A single payment where war disablement has been accepted, but the disablement has been assessed at less than 20%.

Outcome

The final decision on a claim or action.

PAT

Pensions Appeal Tribunal.

Provision of Treatment

The reimbursement of Treatment/Medical expenses for War Pensioners living abroad.

Received

When a claim, appeal or piece of correspondence has been received by the SPVA.

Registered

When the case or claim is registered on the War Pension Computer System.

Restored Widow(er)

A war widow(er) whose War Widow(er)s Pension was withdrawn on his/her remarriage and who subsequently re-claims the pension on becoming widowed again, legally separated, or divorced.

Unmarried Dependant

Partner who lived with the ex-service person for at least 6 months before his enlistment, was maintained by him and who has borne his child.

War

1914 War	Disabled due to service between 4 August 1914 and 30 September 1921.
Inter War	Disabled due to service between 1 October 1921 and 2 September 1939.
1939 Onwards	Disabled due to service from 3 September 1939 to date.

War Orphan

Child of deceased service person who has no surviving mother or father. Child whose mother was divorced from a service person at the time of death. Child who is not in the care of the surviving parent.

War Parent

Parent of the deceased service person.

Widow(er)

Spouse of ex-service person whose death was whilst in service or related to a disablement due to service from 4 August 1914 to date.

From 8 April 2002 a change in the law governing the War Pensions Scheme means that the provisions for war widowers have been equalised to align with those available to war widows. This change in the war pension law applies from the 8 April 2002 onwards and means that war widowers are now entitled, as appropriate, to the same basic pension, supplementary pension and allowances (e.g. in respect of any dependant children) as war widows. In particular, the means-testing element previously applied to war widowers' claims and pensions has been removed.