

Defence Analytical Services & Advice
(Price Indices)



**SEARCH
&
RESCUE**

QUARTERLY REPORT
January - March 2011

DASA

defence analytical services & advice

DASA is keen to listen to customers and is always happy to consider any suggestions which may improve our service. The DASA Price Indices (PI) SAR team is:

Daniel Turner	Tel: 030 679 34524
Paul Sherwood	Tel: 030 679 34553
Craig Corbet	Tel: 030 679 32100

**Our Address is: DASA Price Indices
Mailpoint 6229
Oak 2E
Abbey Wood
Bristol
BS34 8SJ**

E Mail:

DASADESA-PI-1@mod.uk

DASADESA-PI-OutputMgr@mod.uk

DASADESA-PI-HOB@mod.uk

The UK Statistics Authority (UKSA) are assessing all of DASA's statistics during 2011. If you would like to provide any comments please send emails to assessment@statistics.gsi.gov.uk



defence analytical services & advice

CONTENTS

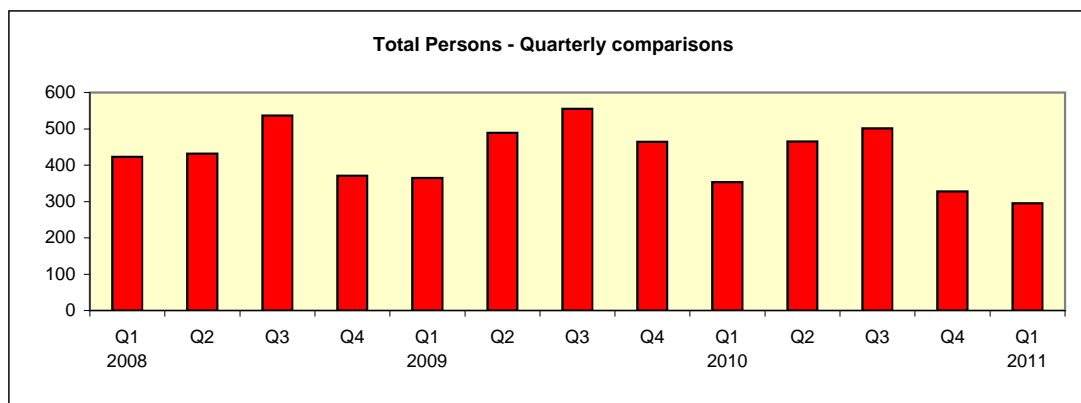
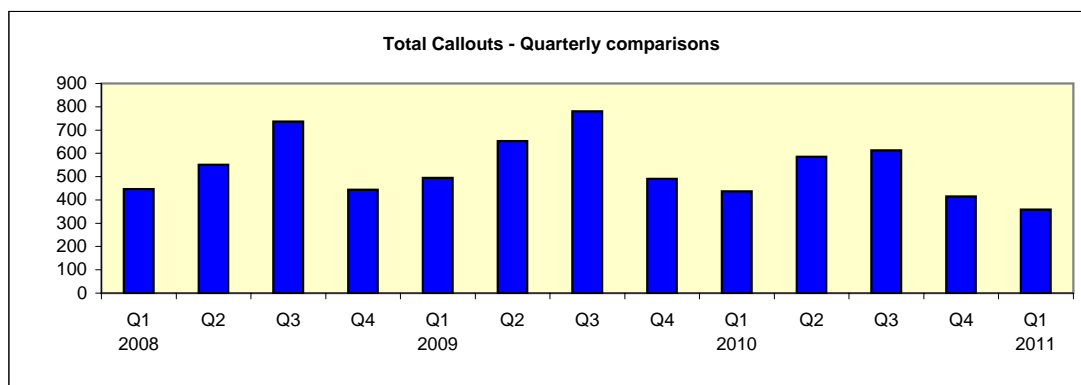
Page

UK and Overseas Summary	1
UK Helicopters	2
UK & Overseas Helicopters by Unit	3-5
UK & Overseas Helicopters by Callout Type	6
Callout Type - Pie Charts	7
Persons Assisted – Pie Charts	8
Mountain Rescue Teams	9
Fixed Wing	10
Maritime & Coastguard Agency	11
Maps	12
SAR Definitions	16

UK & Overseas Search And Rescue Summary

		Total Callouts	UK Helicopters	Overseas Helicopters	Fixed Wing Aircraft	Mountain Rescue	Marine Craft	Persons Assisted
2011	Jan	127	111	9	0	7	0	101
	Feb	109	100	3	0	6	0	123
	Mar	122	111	9	0	2	0	71
Qtrly total		358	322	21	0	15	0	295

		Total Callouts	UK Helicopters	Overseas Helicopters	Fixed Wing Aircraft	Mountain Rescue	Marine Craft	Persons Assisted
2008	Q1	447	363	35	15	34	0	423
	Q2	551	496	32	3	20	0	432
	Q3	737	696	13	4	24	0	537
	Q4	444	408	16	7	13	0	371
2009	Q1	495	444	25	4	22	0	365
	Q2	652	610	15	6	21	0	489
	Q3	781	740	13	2	26	0	555
	Q4	490	443	28	2	17	0	464
2010	Q1	437	395	19	3	20	0	353
	Q2	585	558	15	0	12	0	465
	Q3	613	585	16	0	12	0	501
	Q4	415	383	17	0	15	0	328



Summary of UK SAR Helicopter Callouts Jan - Mar 2011

Callouts by Type of Assistance

		Total Callouts	Rescue	Search-Rescue	Medrescue	Search-Medrescue	Medtransfer	Recovery	Search-Recovery	Transfer	Civil Aid	Search	Top Cover	Assist	Search-Assist	Recalled	Not Required	False Alarm	Hoax	Precaution	Aborted	Search-Abort
2011	Jan	111	4	2	50	7	12	1	1	0	0	9	1	2	2	10	7	1	0	0	0	2
	Feb	100	3	1	32	3	17	3	2	0	0	12	3	1	1	9	7	3	1	0	1	1
	Mar	111	4	2	30	2	15	0	1	1	0	19	3	2	6	18	4	0	0	2	1	1
Qtrly Total		322	11	5	112	12	44	4	4	1	0	40	7	5	9	37	18	4	1	2	2	4
2008	Q1	363	17	7	114	17	33	6	5	3	3	66	2	6	12	42	12	8	2	1	5	2
	Q2	496	34	7	192	14	56	6	0	1	0	64	6	8	11	70	16	5	1	0	3	2
	Q3	696	32	13	259	18	55	13	2	0	0	97	5	6	17	119	34	10	7	0	8	1
	Q4	408	15	6	152	6	64	2	1	6	0	58	1	5	13	43	17	7	4	0	5	3
2009	Q1	444	16	18	148	14	52	4	2	2	0	82	5	9	13	44	13	2	3	0	14	3
	Q2	610	23	21	274	12	51	8	7	1	0	70	6	6	9	77	27	8	2	0	7	1
	Q3	740	35	17	306	22	53	5	3	2	1	81	14	14	19	98	39	19	5	1	5	1
	Q4	443	21	19	157	10	57	1	3	9	0	52	3	5	5	61	24	6	1	1	6	2
2010	Q1	395	21	6	150	19	57	4	1	4	0	47	1	8	2	44	11	5	5	2	8	0
	Q2	558	33	10	269	13	46	1	1	3	1	48	8	7	3	74	27	7	3	1	3	0
	Q3	585	32	14	254	19	42	3	2	2	0	56	8	7	7	78	33	14	5	2	6	1
	Q4	383	18	10	140	9	57	5	2	0	1	34	4	9	6	45	16	3	2	4	16	2

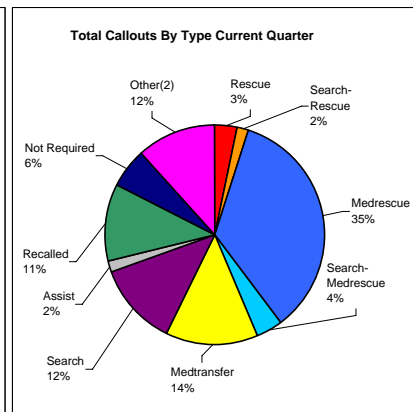
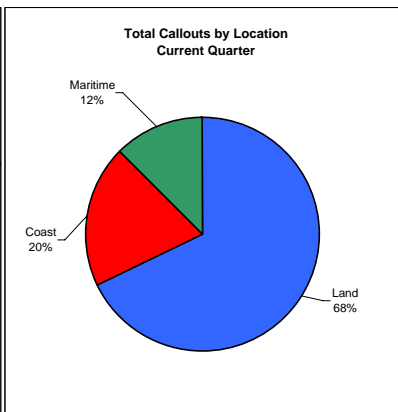
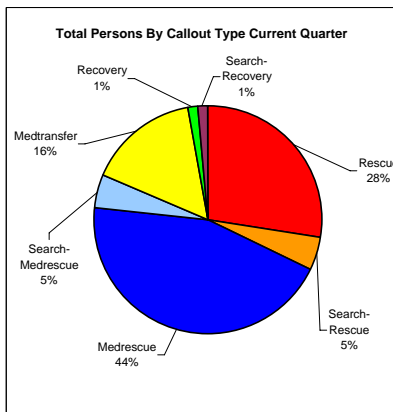
Persons¹ by Type of Assistance

		Total Persons	Rescue	Search-Rescue	Medrescue	Search-Medrescue	Medtransfer	Recovery	Search-Recovery	Transfer
2011	Jan	93	14	5	52	8	12	1	1	0
	Feb	119	51	4	37	3	19	3	2	0
	Mar	68	12	4	35	2	13	0	1	1
Qtrly Total		280	77	13	124	13	44	4	4	1
2008	Q1	298	67	12	132	21	33	6	5	22
	Q2	401	89	21	203	19	62	6	0	1
	Q3	525	126	25	286	18	55	13	2	0
	Q4	354	85	12	172	7	69	2	1	6
2009	Q1	325	52	29	162	15	56	5	3	3
	Q2	483	75	34	290	12	52	8	7	5
	Q3	544	94	30	324	27	57	5	3	4
	Q4	439	64	62	211	15	59	3	4	21
2010	Q1	329	56	13	163	21	63	5	1	7
	Q2	458	73	17	293	14	49	2	1	9
	Q3	490	95	36	286	21	45	3	2	2
	Q4	309	65	16	148	11	62	5	2	0

Callouts by Location

		Total Callouts	Land	Coast	Maritime
2011	Jan	111	84	16	11
	Feb	100	65	25	10
	Mar	111	69	23	19
Qtrly Total		322	218	64	40
2008	Q1	363	231	80	52
	Q2	496	299	112	85
	Q3	696	400	201	95
	Q4	408	281	57	70
2009	Q1	444	323	77	44
	Q2	610	380	162	68
	Q3	740	464	217	59
	Q4	443	328	79	36
2010	Q1	395	303	65	27
	Q2	558	355	157	46
	Q3	585	348	180	57
	Q4	383	284	64	35

1. Persons are not normally attributed to the following callout categories:
Civil Aid, Search, Top Cover, Assist, Recalled, Not Required, False Alarm, Hoax, Precaution, Aborted.



2. 'Other' includes: Recovery, Search-Recovery, Transfer, Search-Assist, False Alarm, Hoax, Precaution, Aborted, Search-Abort.

UK & Overseas Helicopter Summary By Unit, Jan - Mar 2011

Callouts

Jan - Mar 2011	Jan	Feb	Mar	Qtrly Total
RAF Boulmer	10	4	13	27
RAF Chivenor	9	18	19	46
RAF Leconfield	7	11	9	27
RAF Lossiemouth	22	14	13	49
RAF Valley	16	15	15	46
RAF Wattisham	5	7	9	21
RNAS Culdrose	18	15	15	48
HMS Gannet	24	15	18	57
Cyprus	2	0	2	4
Falklands	7	3	7	17
UK Other Helicopters ⁴	0	1	0	1
Overseas Other Helicopters	0	0	0	0
Total	120	103	120	343

Average Flying Hours Per Callout³

Jan - Mar 2011	Jan	Feb	Mar	Qtrly Avg
RAF Boulmer	1.29	2.06	1.55	1.47
RAF Chivenor	1.19	1.19	1.20	1.19
RAF Leconfield	1.14	1.26	1.17	1.20
RAF Lossiemouth	2.16	2.05	3.04	2.25
RAF Valley	1.12	2.07	1.37	1.38
RAF Wattisham	1.51	1.38	2.18	1.58
RNAS Culdrose	1.29	1.36	1.34	1.33
HMS Gannet	1.47	1.39	1.52	1.46
Cyprus	1.13	0.00	0.30	0.51
Falklands	1.53	0.50	1.21	1.29
UK Other Helicopters ⁴	0.00	3.40	0.00	3.40
Overseas Other Helicopters	0.00	0.00	0.00	0.00

Persons

Jan - Mar 2011	Jan	Feb	Mar	Qtrly Total
RAF Boulmer	6	4	4	14
RAF Chivenor	7	7	12	26
RAF Leconfield	4	7	2	13
RAF Lossiemouth	23	57	14	94
RAF Valley	16	10	6	32
RAF Wattisham	6	6	3	15
RNAS Culdrose	17	15	17	49
HMS Gannet	14	13	10	37
Cyprus	0	0	0	0
Falklands	7	2	3	12
UK Other Helicopters ⁴	0	0	0	0
Overseas Other Helicopters	0	0	0	0
Total	100	121	71	292

Average Distance From Base (Nautical Miles)

Jan - Mar 2011	Jan	Feb	Mar	Qtrly Avg
RAF Boulmer	48	85	66	62
RAF Chivenor	36	33	36	35
RAF Leconfield	36	25	51	37
RAF Lossiemouth	58	59	78	64
RAF Valley	27	36	41	35
RAF Wattisham	38	44	79	58
RNAS Culdrose	34	34	34	34
HMS Gannet	60	70	64	64
Cyprus	15	0	7	11
Falklands	20	24	21	21
UK Other Helicopters ⁴	0	342	0	342
Overseas Other Helicopters	0	0	0	0

3. Average Flying Hours are expressed in Hours and Minutes. (Flying time excludes periods where an aircraft lands, whether the engines are shut down or not).

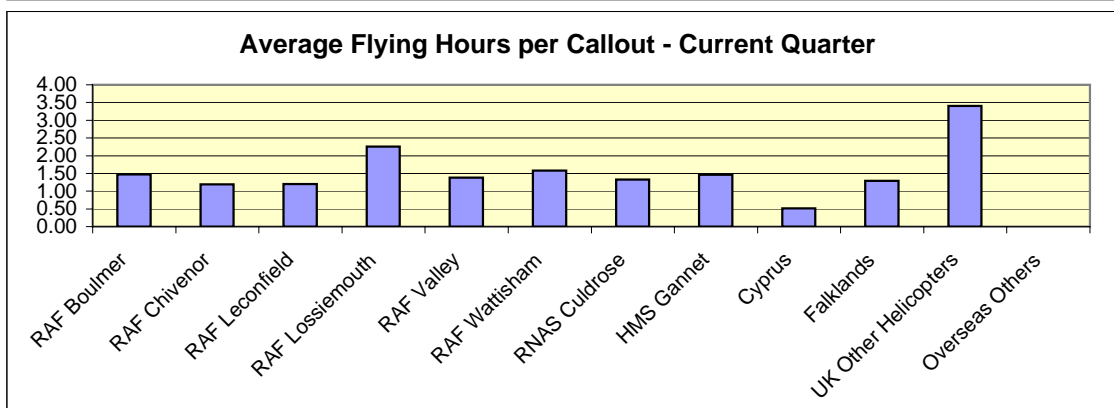
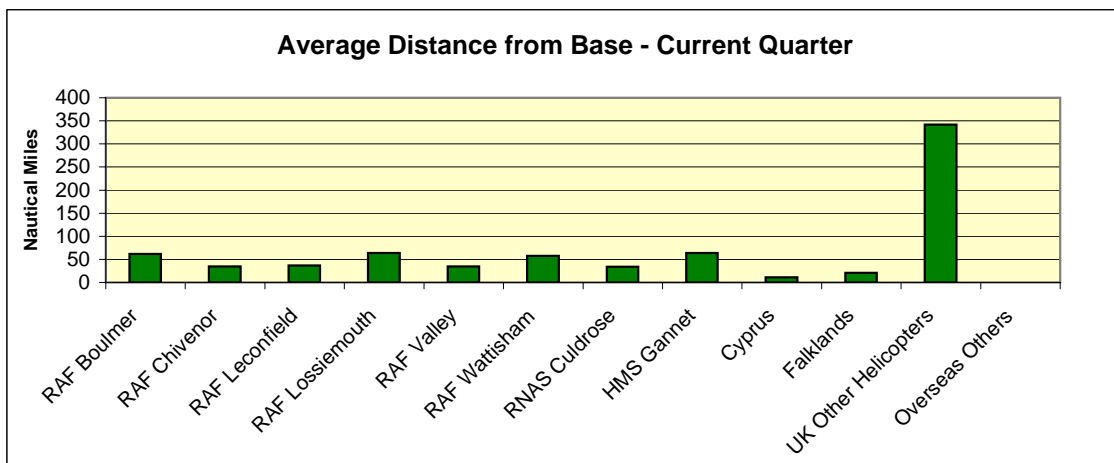
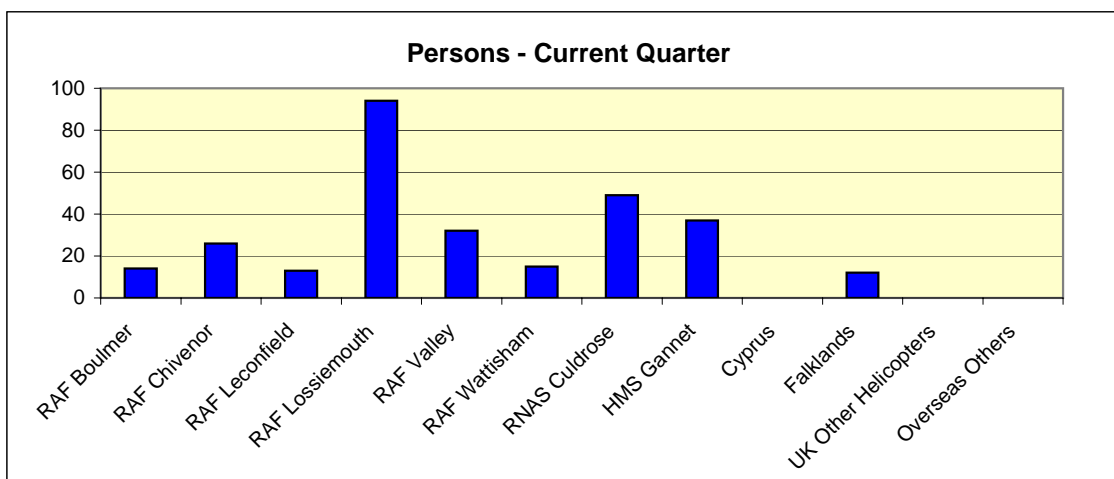
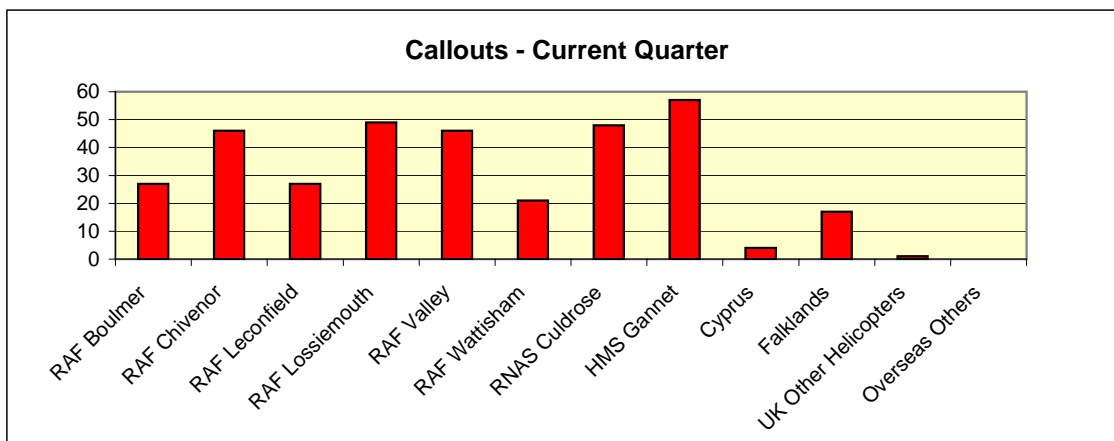
4. 'UK Other Helicopters' includes:

RAF Others

RN Others

Other Helicopters

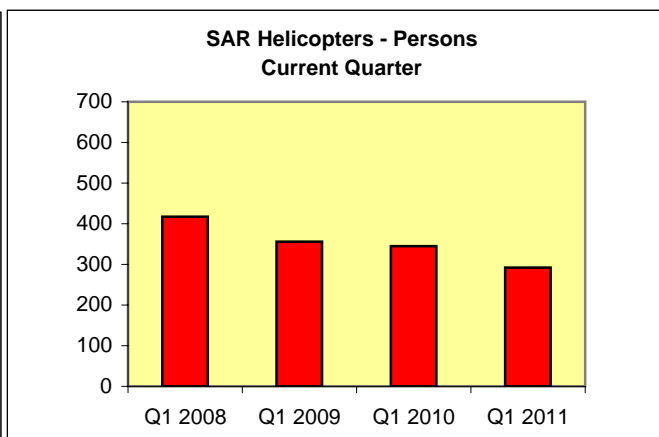
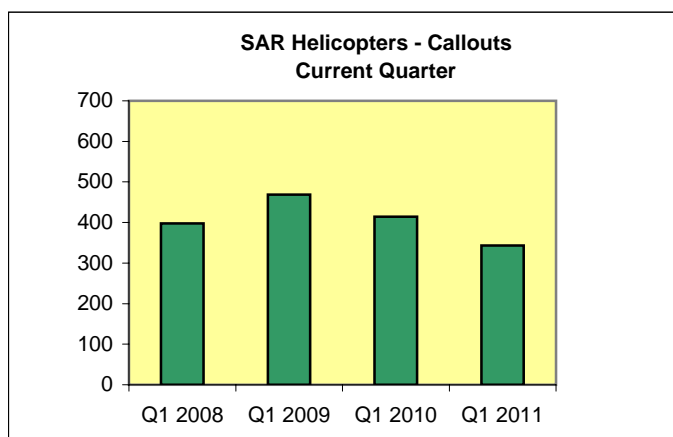
UK & Overseas Helicopter Summary By Unit, Jan - Mar 2011



UK & Overseas Helicopter Summary By Unit

Callouts by Unit

Qtr 1 2011	2008				2009				2010				2011 Q1	Qtr 1 Average
	Q1	Q2	Q3	Q4	Q1	Q2	Q3	Q4	Q1	Q2	Q3	Q4		
RAF Boulmer	34	59	75	43	54	51	62	47	54	50	50	39	27	42
RAF Chivenor	40	69	112	41	57	85	135	63	59	102	108	70	46	51
RAF Leconfield	39	69	72	52	45	51	66	42	32	47	60	35	27	36
RAF Lossiemouth	61	67	91	56	50	69	75	42	37	46	53	39	49	49
RAF Valley	43	44	82	53	62	93	111	56	48	79	94	47	46	50
RAF Wattisham	27	52	59	36	30	43	61	28	29	35	47	22	21	27
RNAS Culdrose	38	49	77	40	49	102	108	52	45	85	76	54	48	45
HMS Gannet	80	87	128	87	97	116	121	113	91	114	97	77	57	81
Cyprus	7	15	6	2	3	12	9	12	6	12	6	5	4	5
Falklands	28	17	7	14	22	3	4	16	13	3	10	12	17	20
UK Other Helicopters	1	0	0	0	0	0	1	0	0	0	0	0	1	1
Overseas Others	0	0	0	0	0	0	0	0	0	0	0	0	0	0
Total	398	528	709	424	469	625	753	471	414	573	601	400	343	406



Persons by Unit

Qtr 1 2011	2008				2009				2010				2011 Q1	Qtr 1 Average
	Q1	Q2	Q3	Q4	Q1	Q2	Q3	Q4	Q1	Q2	Q3	Q4		
RAF Boulmer	22	40	80	43	30	31	40	48	48	44	34	43	14	29
RAF Chivenor	33	51	89	38	45	76	117	66	39	89	75	53	26	36
RAF Leconfield	20	59	39	45	21	31	48	32	19	32	51	18	13	18
RAF Lossiemouth	39	57	58	45	41	43	53	34	32	42	48	34	94	52
RAF Valley	50	51	57	59	51	91	68	86	46	66	104	47	32	45
RAF Wattisham	20	31	21	15	17	27	30	8	20	20	30	13	15	18
RNAS Culdrose	37	40	61	31	44	74	93	67	37	71	66	41	49	42
HMS Gannet	77	72	120	78	76	110	94	98	88	94	82	60	37	70
Cyprus	1	4	0	0	1	3	0	5	3	0	0	2	0	1
Falklands	118	16	7	10	30	2	3	19	13	3	10	11	12	43
UK Other Helicopters	0	0	0	0	0	0	1	0	0	0	0	0	0	0
Overseas Others	0	0	0	0	0	0	0	0	0	0	0	0	0	0
Total	417	421	532	364	356	488	547	463	345	461	500	322	292	353

UK & Overseas SAR Helicopter Summary by Unit & Type of Assistance

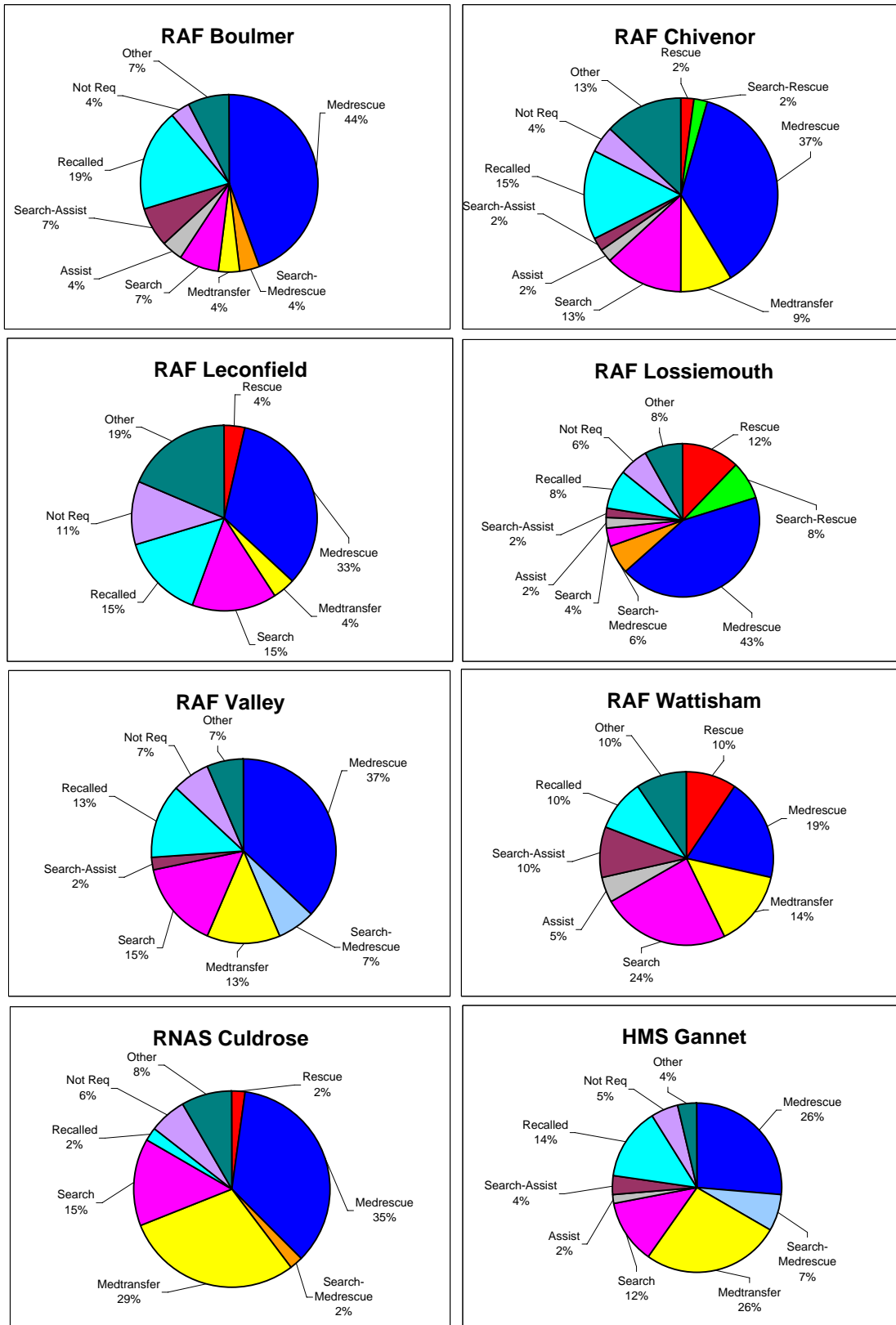
Callouts by Unit

Qtr 1 2011	Total Callouts																				
		Rescue	Search-Rescue	Medrescue	Search-Medrescue	Medtransfer	Recovery	Search-Recovery	Transfer	Civil Aid	Search	Top Cover	Assist	Search-Assist	Recalled	Not Req	False Alarm	Hoax	Precaution	Aborted	Search-Abort
RAF Boulmer	27	0	0	12	1	1	0	0	0	0	2	1	1	2	5	1	0	0	0	0	1
RAF Chivenor	46	1	1	17	0	4	0	0	0	0	6	2	1	1	7	2	2	1	1	0	0
RAF Leconfield	27	1	0	9	0	1	1	1	0	0	4	1	0	0	4	3	0	0	0	1	1
RAF Lossiemouth	49	6	4	21	3	0	1	2	0	0	2	0	1	1	4	3	0	0	0	0	1
RAF Valley	46	0	0	17	3	6	2	0	0	0	7	0	0	1	6	3	0	0	0	1	0
RAF Wattisham	21	2	0	4	0	3	0	0	0	0	5	0	1	2	2	0	0	0	1	0	1
RNAS Culdrose	48	1	0	17	1	14	0	1	1	0	7	2	0	0	1	3	0	0	0	0	0
HMS Gannet	57	0	0	15	4	15	0	0	0	0	7	0	1	2	8	3	2	0	0	0	0
Cyprus	4	0	0	0	0	0	0	0	0	1	3	0	0	0	0	0	0	0	0	0	0
Falklands	17	0	0	7	0	2	1	0	0	4	3	0	0	0	0	0	0	0	0	0	0
UK Other Helicopters	1	0	0	0	0	0	0	0	0	0	0	1	0	0	0	0	0	0	0	0	0
Overseas Others	0	0	0	0	0	0	0	0	0	0	0	0	0	0	0	0	0	0	0	0	0
Total	343	11	5	119	12	46	5	4	1	5	46	7	5	9	37	18	4	1	2	2	4

Persons by Unit

Qtr 1 2011	Total Persons								
		Rescue	Search-Rescue	Medrescue	Search-Medrescue	Medtransfer	Recovery	Search-Recovery	Transfer
RAF Boulmer	14	0	0	12	1	1	0	0	0
RAF Chivenor	26	4	1	17	0	4	0	0	0
RAF Leconfield	13	1	0	9	0	1	1	1	0
RAF Lossiemouth	94	56	9	23	3	0	1	2	0
RAF Valley	32	2	3	17	3	5	2	0	0
RAF Wattisham	15	9	0	4	0	2	0	0	0
RNAS Culdrose	49	5	0	26	2	14	0	1	1
HMS Gannet	37	0	0	16	4	17	0	0	0
Cyprus	0	0	0	0	0	0	0	0	0
Falklands	12	0	0	9	0	2	1	0	0
UK Other Helicopters	0	0	0	0	0	0	0	0	0
Overseas Others	0	0	0	0	0	0	0	0	0
Total	292	77	13	133	13	46	5	4	1

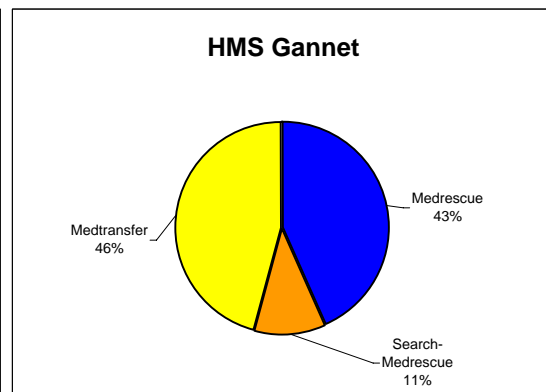
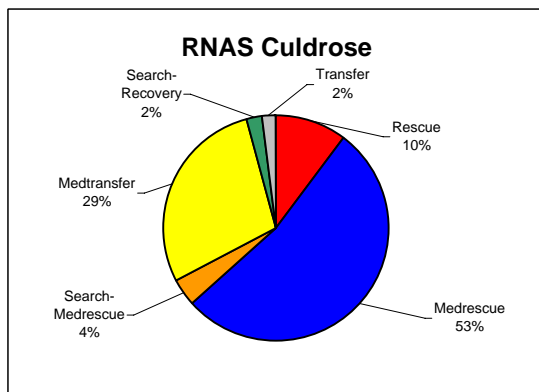
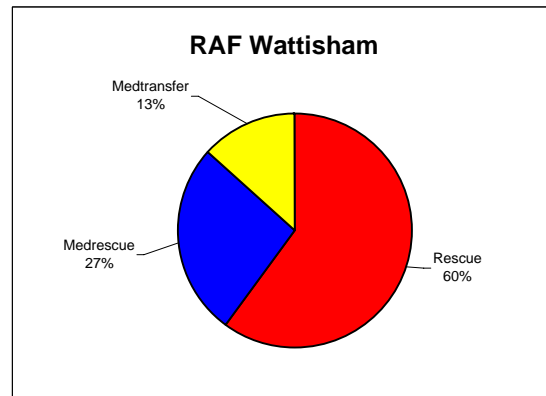
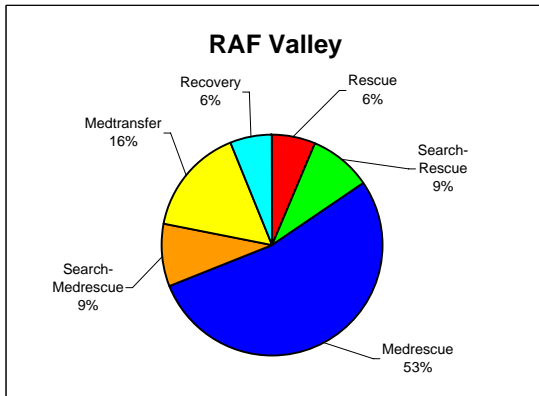
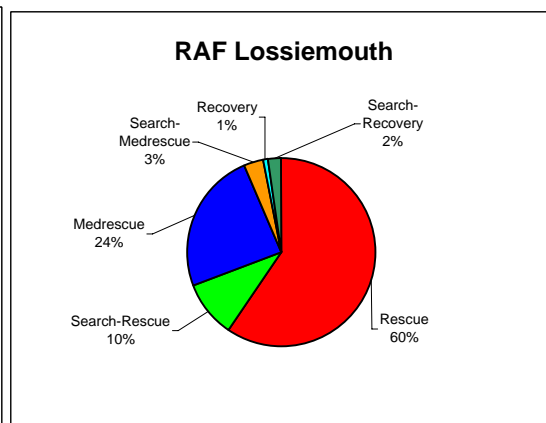
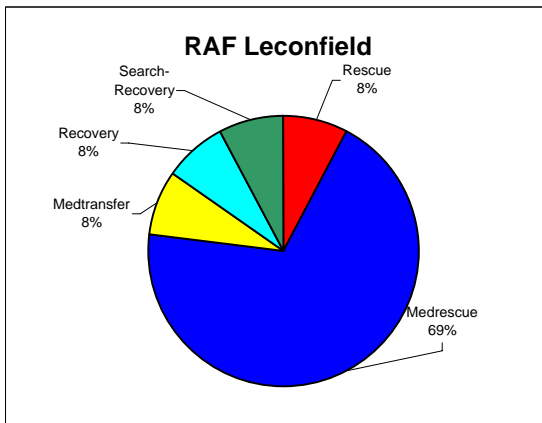
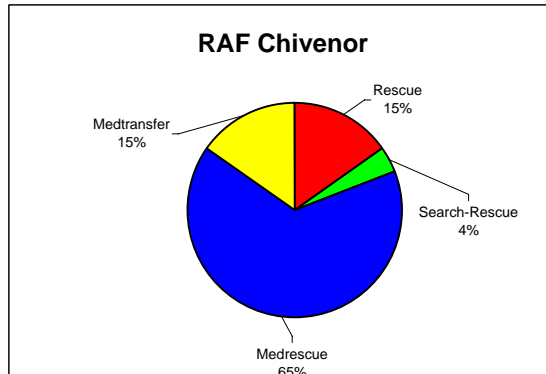
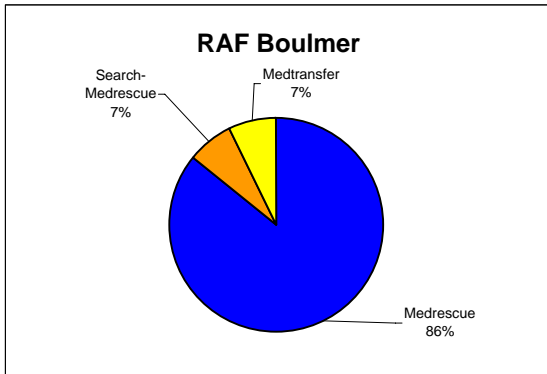
Selected SAR Helicopter Units Callout Classification - Current Quarter



5. 'Other' includes: Recovery, Transfer, Civil Aid, Top Cover, False Alarm, Hoax, Precaution, Aborted.



Selected SAR Helicopter Units Persons by Callout Classification - Current Quarter



Mountain Rescue Teams

Callouts by Unit

2011	Qtr 1			Total
	Jan	Feb	Mar	
Kinloss	4	2	0	6
Leeming	0	3	0	3
Leuchars	1	1	2	4
Valley	2	0	0	2
Other	0	0	0	0
Total	7	6	2	15

Persons by Unit

Qtr 1				Total
Jan	Feb	Mar		
0	1	0		1
0	1	0		1
0	0	0		0
1	0	0		1
0	0	0		0
1	2	0		3

Callouts by Unit

	2008				2009				2010				2011 Q1
	Q1	Q2	Q3	Q4	Q1	Q2	Q3	Q4	Q1	Q2	Q3	Q4	
Kinloss	17	5	5	5	5	9	8	7	7	5	6	2	6
Leeming	4	3	3	2	3	4	2	4	5	2	1	0	3
Leuchars	7	4	8	2	7	3	8	4	5	1	2	6	4
Valley	6	7	8	4	7	5	8	2	3	4	3	7	2
Other	0	1	0	0	0	0	0	0	0	0	0	0	0
Total	34	20	24	13	22	21	26	17	20	12	12	15	15

Persons by Unit

	2008				2009				2010				2011 Q1
	Q1	Q2	Q3	Q4	Q1	Q2	Q3	Q4	Q1	Q2	Q3	Q4	
Kinloss	4	2	0	1	1	1	4	1	1	3	0	0	1
Leeming	1	0	0	6	1	0	0	0	5	1	0	0	1
Leuchars	0	6	3	0	4	0	2	0	1	0	0	2	0
Valley	1	2	2	0	3	0	2	0	1	0	1	4	1
Other	0	1	0	0	0	0	0	0	0	0	0	0	0
Total	6	11	5	7	9	1	8	1	8	4	1	6	3

Man Hours

	Qtr 1			Total
	Jan	Feb	Mar	
Kinloss	728	47	0	775
Leeming	0	97	0	97
Leuchars	121	92	57	270
Valley	343	0	0	343
Other	0	0	0	0
Total	1192	236	57	1485

UK & Overseas Fixed Wing Aircraft

UK & Overseas Callouts - By Type of Assistance

2011	Qtr 1			Total
	Jan	Feb	Mar	
Transfer	0	0	0	0
Search	0	0	0	0
Top Cover	0	0	0	0
Assist	0	0	0	0
Search-Assist	0	0	0	0
Recalled	0	0	0	0
Not Required	0	0	0	0
False Alarm	0	0	0	0
Hoax	0	0	0	0
Precaution	0	0	0	0
Aborted	0	0	0	0
Search-Abort	0	0	0	0
Other	0	0	0	0
Total	0	0	0	0

UK & Overseas Callouts - By Type of Assistance

2008 - 2010	2008				2009				2010			
	Q1	Q2	Q3	Q4	Q1	Q2	Q3	Q4	Q1	Q2	Q3	Q4
Transfer	0	0	0	0	0	0	0	0	0	0	0	0
Search	3	1	3	2	0	1	0	1	1	0	0	0
Top Cover	9	2	1	5	4	3	2	1	2	0	0	0
Assist	0	0	0	0	0	0	0	0	0	0	0	0
Search-Assist	1	0	0	0	0	0	0	0	0	0	0	0
Recalled	2	0	0	0	0	2	0	0	0	0	0	0
Not Required	0	0	0	0	0	0	0	0	0	0	0	0
False Alarm	0	0	0	0	0	0	0	0	0	0	0	0
Hoax	0	0	0	0	0	0	0	0	0	0	0	0
Precaution	0	0	0	0	0	0	0	0	0	0	0	0
Aborted	0	0	0	0	0	0	0	0	0	0	0	0
Search-Abort	0	0	0	0	0	0	0	0	0	0	0	0
Other	0	0	0	0	0	0	0	0	0	0	0	0
Total	15	3	4	7	4	6	2	2	3	0	0	0

UK Monthly Totals

2011	Average Flying Hours ⁶	Average Distance from Base (nautical miles)
January	0.00	0
February	0.00	0
March	0.00	0
Qtrly Average	0.00	0

6. 'Average Flying Hours' are expressed in Hours and Minutes. Flying time excludes periods where an aircraft lands, whether the engines are shut down or not.



Maritime & Coastguard Agency SAR Statistics

Source: Maritime & Coastguard Agency.

Please note that these figures are provisional and subject to audit.

Quarterly Analysis of Incidents using CG Helicopter assistance by base for 1st Quarter 2011

1 January - 31 March 2011




	Lee on Solent	Shetland	Portland	Stornoway	Total
January	20	11	10	11	52
February	15	4	10	4	33
March	9	11	13	4	37
Total	44	26	33	19	122

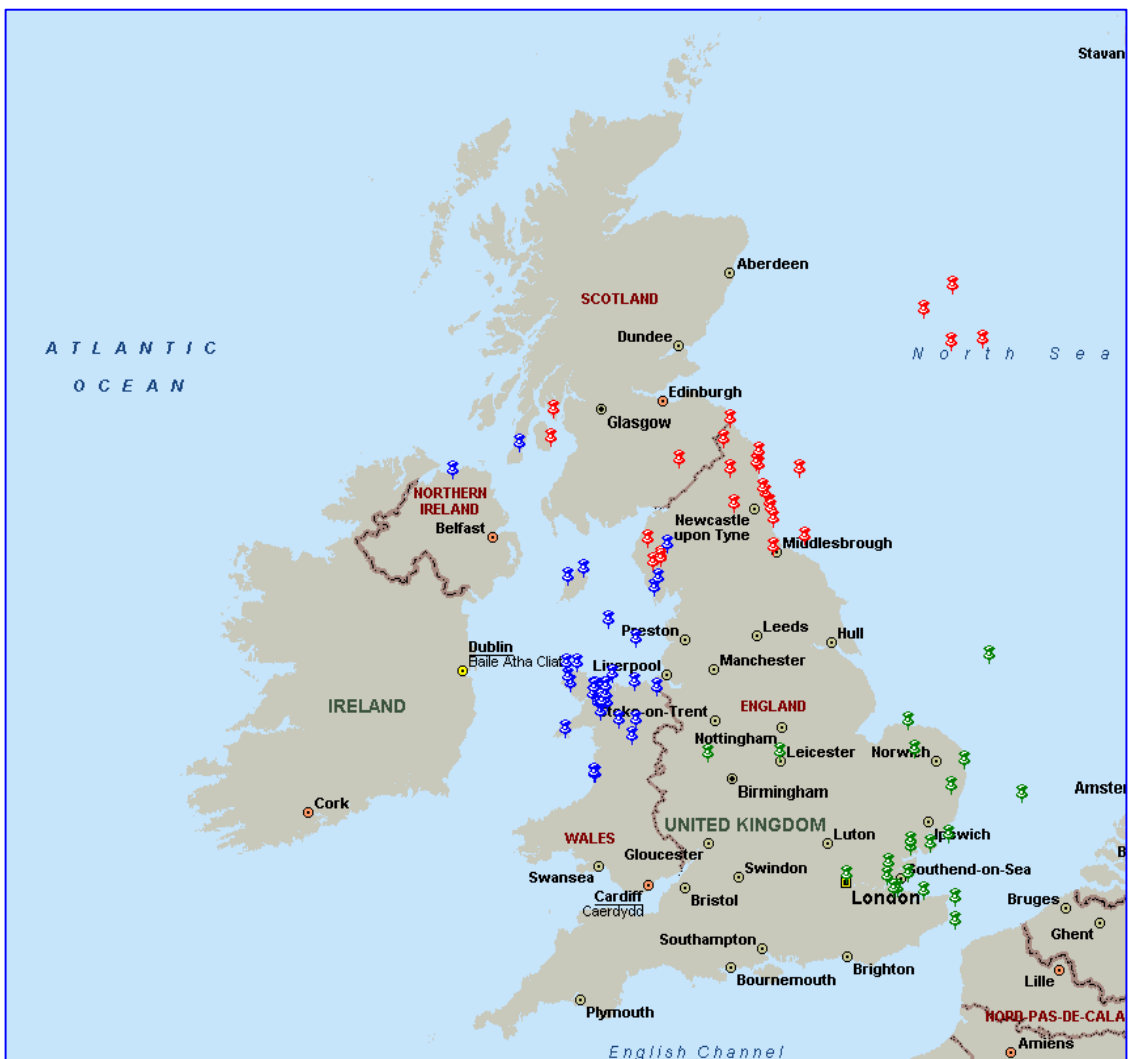
The RAF Kinloss coordination centre work closely with other agencies during many SAR operations - the Maritime & Coastguard agency forming a major part of the combined UK SAR effort. The Coastguard have four SAR helicopter units; Sumburgh (Shetland), Stornoway (Isle of Lewis), Portland and Lee-on-Solent. Their helicopter crews provide cover for civil maritime, civil aviation SAR, some land operations and military rescues.



UK SAR RAF HELICOPTER CALLOUTS




January – March 2011

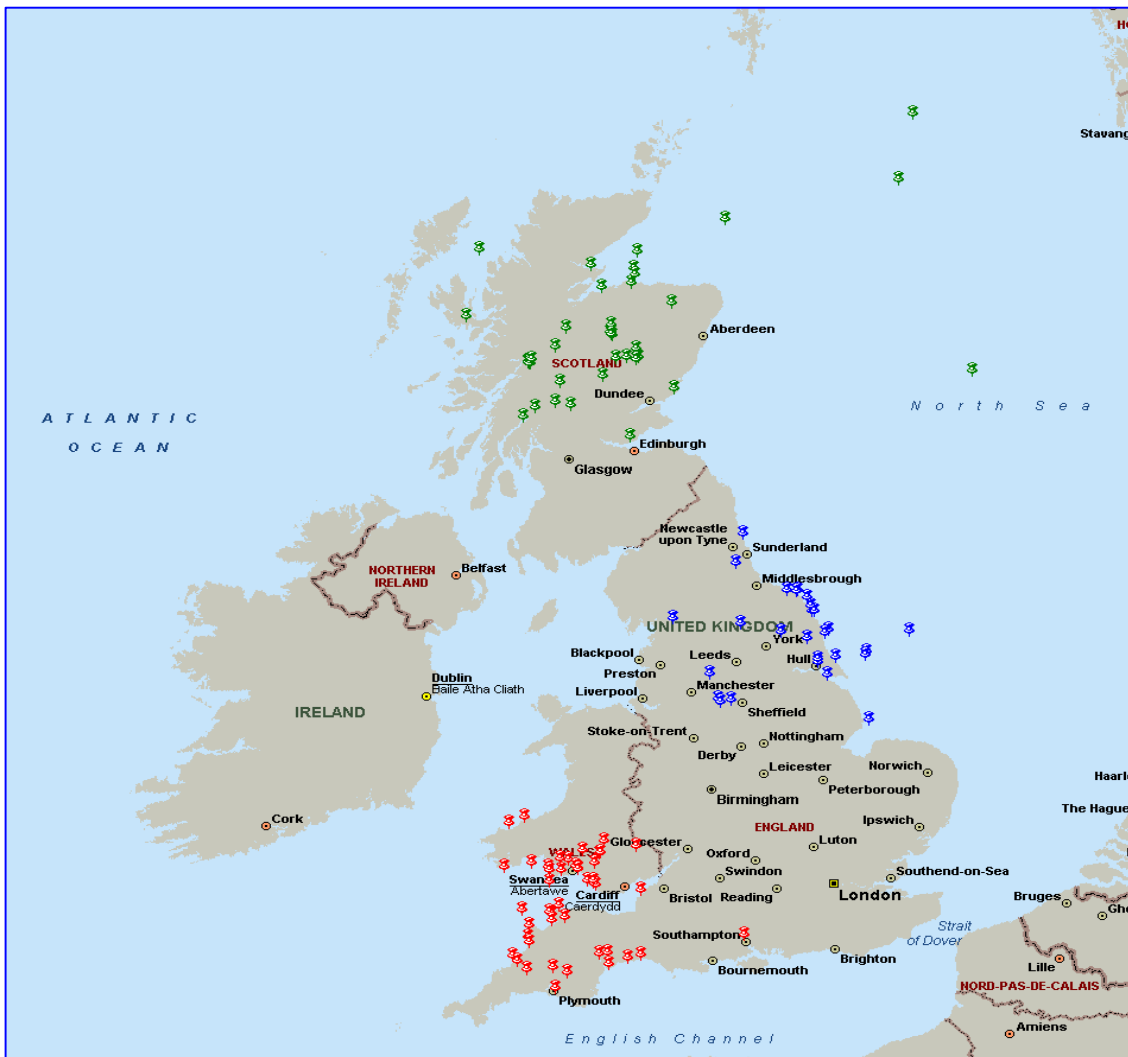
RAF Boulmer	
RAF Valley	
RAF Wattisham	



UK SAR RAF HELICOPTER CALLOUTS



January – March 2011

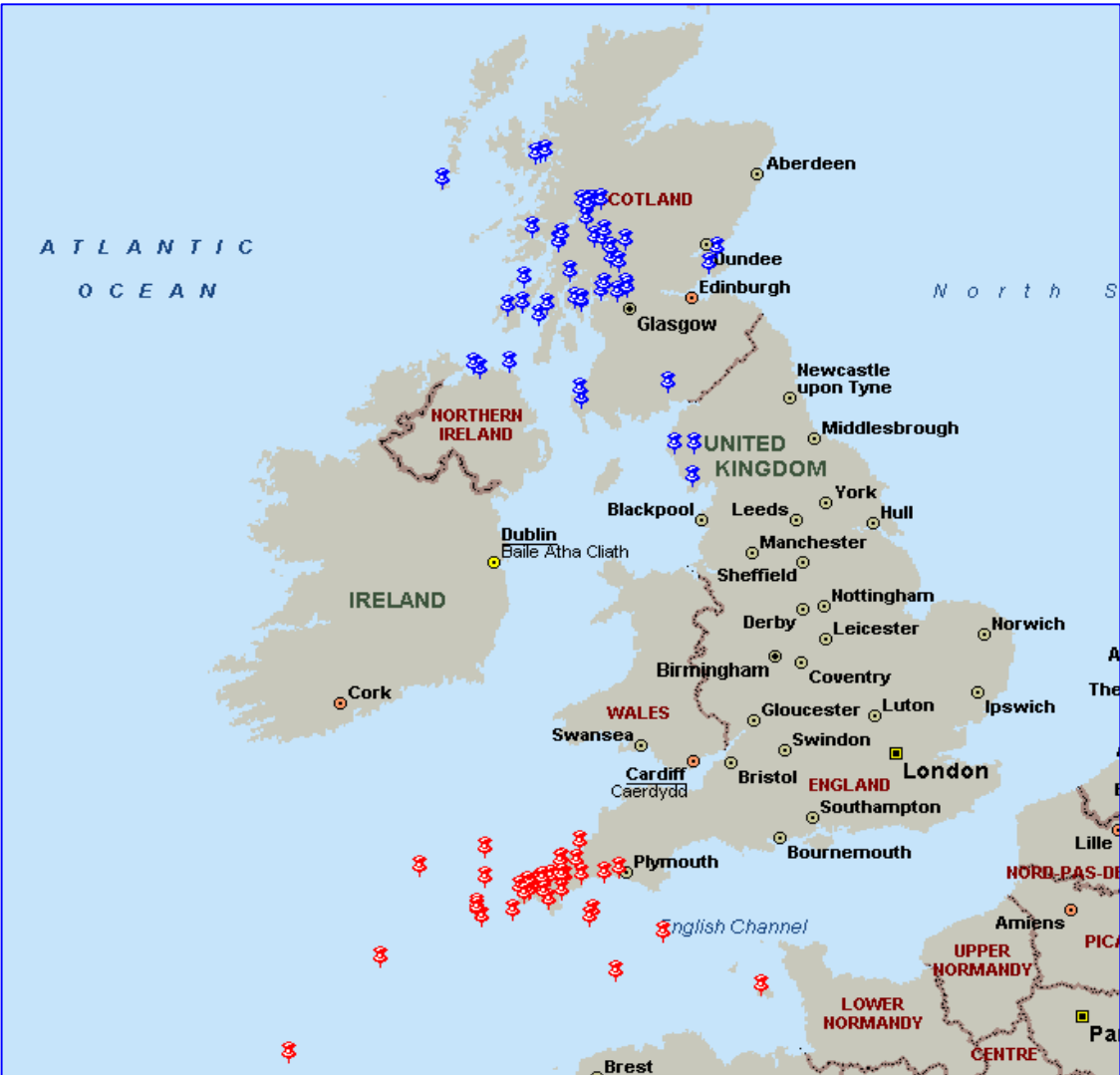
RAF Chivenor	
RAF Leconfield	
RAF Lossiemouth	



UK SAR RN HELICOPTER CALLOUTS





January – March 2011

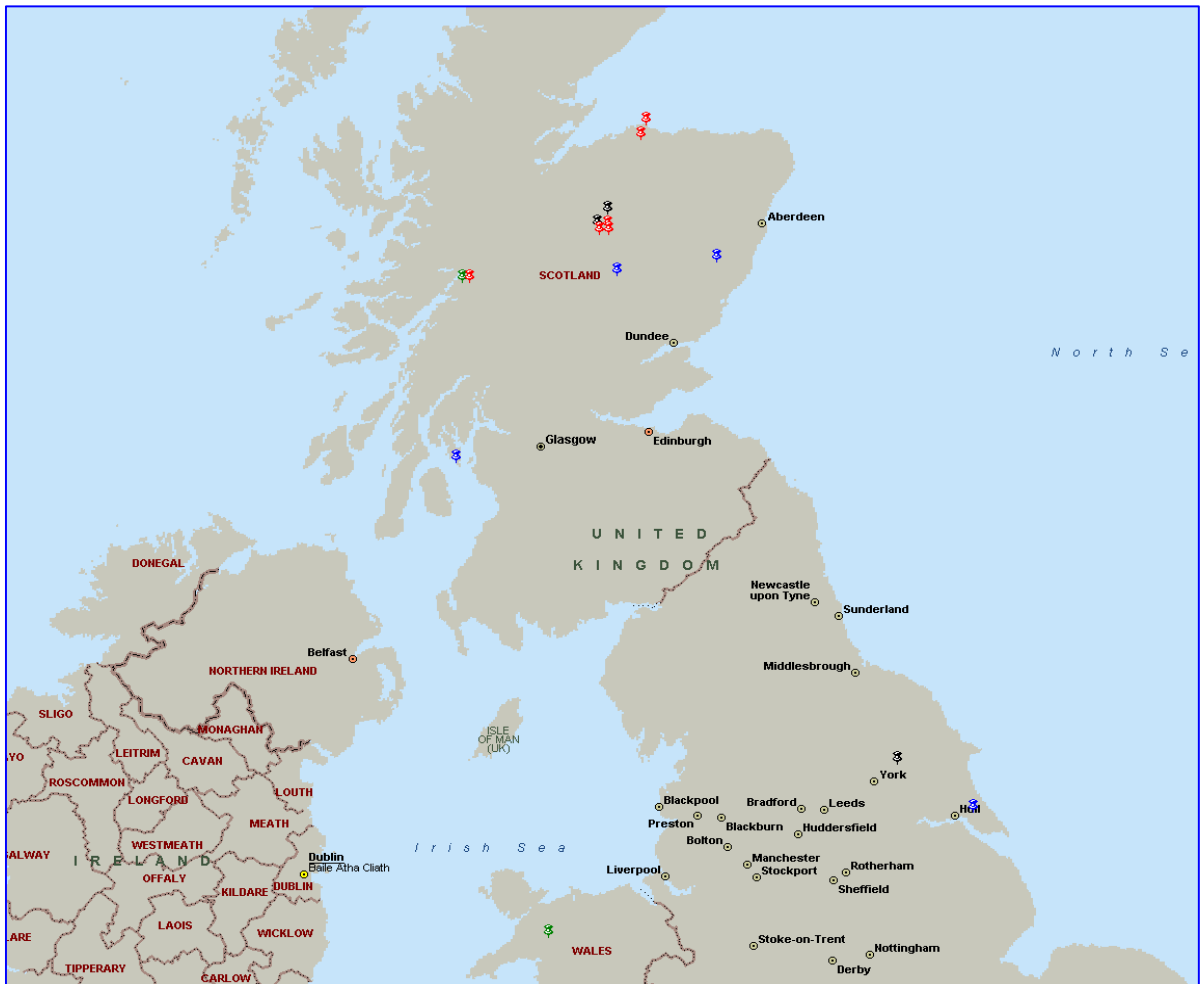
RNAS Culdrose	
HMS Gannet	



UK SAR MRT CALLOUTS

January – March 2011

MRT Kinloss	
MRT Leeming	
MRT Leuchars	
MRT Valley	



SEARCH AND RESCUE DEFINITIONS

Note: This report has been compiled in accordance with the following definitions, which have been used since 2007.

Current Term	Previous Term	
RESCUE	No change	Transfer of distressed uninjured person(s) from a hostile to a benign environment.
MEDRESCUE	No change	Transfer of sick or injured persons(s) from a hostile environment to a recognised medical facility (eg, hospital or chamber).
TRANSFER	AIRLIFT	Transfer of military personnel, or their families, on compassionate grounds.
MEDTRANSFER	MEDEVAC	Transfer of patients or organs between medical establishments at the request of a recognised Medical Authority, i.e. NHS Trust, Hospital or Ambulance Authority.
ASSIST	No change	Assistance to other SAR assets etc, such as moving SAR personnel or equipment (eg, mountain rescue teams, divers, pumps), shepherding of aircraft etc.
SEARCH	No change	Search for craft, person(s), etc which does not result in moving a person.
SEARCH – RESCUE		Search for craft, person(s), etc resulting in the rescue of an uninjured person.
SEARCH – MEDRESCUE		Search for craft, person(s), etc resulting in the rescue of a sick/injured casualty.
SEARCH – ASSIST		Search for craft, person(s), etc involving assistance to other SAR assets.
SEARCH – RECOVERY		Search for craft, person(s), etc resulting in the recovery of person(s) apparently dead.
SEARCH – ABORT		Search for craft, person(s), etc during which callout terminated due to eg malfunction or adverse weather.
TOP-COVER	No change	On-scene assistance, e.g. communications relay, target identification, vectoring to target etc. for another rescue asset, or as cover for person(s) or vessel(s) in distress that does not result in further intervention.
RECALLED	No change	Asset recalled from incident whilst en route.
NOT REQUIRED	No change	Asset arrived on scene but no action required.
ABORT	No change	Callout terminated due to eg malfunction or adverse weather.
RECOVERY	No change	Recovery of person(s) apparently dead.
PRECAUTION	No change	Pre-positioning of a SAR helicopter to provide faster response to an anticipated or potential incident, eg, in response to an aircraft declaring a “MAYDAY” or a potential incident on a offshore installation.
FALSE ALARM	No change	Unnecessary callout with good intent.
HOAX	No change	Unnecessary callout with malicious intent
CIVIL AID	No change	Military Aid to the Civil Community (eg fire control).