



Maritime and Coastguard Agency

MERCHANT SHIPPING NOTICE

MSN 1763 (M+F)

The Merchant Shipping and Fishing Vessels (Safety Signs and Signals) Regulations 2001

Notice to all Owners, Managers, Masters and Crew of Merchant Ships and Fishing Vessels

This notice should be read in conjunction with the Merchant Shipping and Fishing Vessels (Safety Signs and Signals) Regulations 2001.

Summary

The purpose of this Merchant Shipping Notice is to specify the requirements for safety and/or health signs and signals at work arising from the implementation in the United Kingdom of European Commission Directive 92/58/EEC, by the Merchant Shipping and Fishing Vessels (Safety Signs and Signals) Regulations 2001 which come into force on 15 February 2002.

Introduction

1. Following the coming into force of the Merchant Shipping and Fishing Vessels (Health and Safety at Work) Regulations 1997 (SI 1997/2962) which implemented the framework directive (89/391/EEC on occupational health and safety), the Merchant Shipping and Fishing Vessels (Safety Signs and Signals) Regulations 2001, (“the Regulations”) which come into force on 15 February 2002, have been introduced to implement a daughter directive, 92/58/EEC, on the minimum requirements for the provision of safety and/or health signs at work.
2. The Regulations supplement the land-based regulations made under the Health and Safety at Work Act, and published in HSE’s Approved Code of Practice – the Health and Safety (Safety Signs and Signals) Regulations 1996. The HSE regulations do not however apply to the master and crew of a sea-going ship, and so these new regulations are necessary to complete the implementation of the directive.
3. The signs and signals provided for in the Directive do not have to be provided automatically on every vessel. They are a “last resort” measure to control risks in those cases where a health and safety risk assessment carried out under the Merchant Shipping and Fishing Vessels (Health and Safety at Work) Regulations 1997 identifies residual risks which cannot be adequately reduced or controlled by other safety measures. In such circumstances employers are required to install and maintain safety signs and/or signals appropriate to the risk identified.
4. The Annexes to the Directive lay down standards of design etc for safety signs and signals, so that they are easily understood throughout Europe, and in many cases (e.g. emergency signs) internationally. Where signs or signals are installed, in consequence of the requirements of the Directive, they must comply with, and be maintained to, those standards. To avoid employers incurring unnecessary expense there is an interface with existing requirements whereby signs required by international standards (SOLAS, IMDG etc) will be considered as meeting the

requirements of these Regulations. However, irrespective of which signs are used, workers must be trained/instructed to understand what the signs/signals mean and what the hazards are which they warn against. For ease of reference the text of the Annexes to the Directive are reproduced in the Appendix to this MSN.

5. Except in certain circumstances, the regulations apply to all activities of workers on United Kingdom ships wherever they may be and additionally certain provisions will apply to ships other than United Kingdom ships, which are in United Kingdom waters. The regulations do not however apply –
 - (a) to signs used in connection with the supply of any dangerous substance, preparation, product or equipment except to the extent that any enactment which requires such signs makes reference to these regulations;
 - (b) to dangerous goods during the course of their transport by sea, including loading and unloading of such goods from the ship; or to signs used for regulating road, rail, inland waterway, sea or air traffic. Such regulatory signs are however subject to these regulations when they are used on vessels which are themselves subject to the regulations.
6. The regulations will also not apply in respect of the activities of workers on public service vessels or vessels engaged in search and rescue operations where such activity conflicts with the provisions of the regulations.

Persons on whom duties are imposed

7. Although the regulations impose duties on certain persons, they recognise that the person on whom such duties are imposed may not have control of the matter to which the duty relates e.g. because they do not have responsibility for the operation of the ship. In such circumstances any duty imposed by the regulations is also extended to any person who has control of the matter.

Provision and maintenance of safety signs

8. (1) Where a risk assessment made under regulation 7(1) of the Merchant Shipping and Fishing Vessels (Health and Safety at

Work) Regulations 1997 indicates that the employer concerned cannot avoid or adequately reduce risks to workers, except by the provision of appropriate safety signs to warn or instruct, or both, of the nature of those risks and the measures to be taken to protect against them, the employer shall -

- (a) ensure that there is in place an appropriate safety sign in accordance with the requirements set out in Annexes I to VII of the Directive;
 - (b) subject to paragraph (4), in accordance with the requirements of Annexes I, VIII and IX of the Directive, ensure, so far as is reasonably practicable, that any appropriate hand signal or verbal communication described in those Annexes is used; and
 - (c) maintain any safety sign which he is required to ensure is in place. In this context “maintained” includes keeping the signs clean and also free of obstruction so that workers may easily see them.
- (2) For the purposes of paragraph (1), risks shall only be treated as having been adequately reduced if, having adopted the appropriate techniques, measures, methods or procedures referred to in that paragraph, there is no longer a significant risk of harm having regard to the magnitude and nature of the risks arising from the work concerned.
 - (3) Sub-paragraphs (a) and (b) of paragraph (1) also apply in relation to fire safety signs where they are required to comply with the provisions of any enactment.
 - (4) For the purposes of sub-paragraph (b) of paragraph (1), the appropriate hand signal described in British Standards Institution standard number – BS 7121: 1989 Code of Practice for Safe Use of Cranes – or in Annex 21.1 of the MCA Code of Safe Working Practices for Merchant Seamen (as amended), is acceptable as an alternative to the corresponding hand signal described in paragraph 3 of Annex IX of the Directive.

- (5) Where at the place of work there is a risk to the health or safety of a worker from the presence or movement of motor vehicles, the appropriate safety sign required under paragraph (1) must be in accordance with the requirements prescribed in the Traffic Signs Regulations and General Directions 1994, whether or not those directions apply to that place of work.

Information, instruction and training

9. The employer has to ensure-
- (a) that comprehensible and relevant information on the measures to be taken in connection with safety signs is provided to each worker;
 - (b) each worker receives suitable and sufficient instruction and training in the meaning of safety signs and the measures to be taken in connection with safety signs.

Penalties

10. (1) Any contravention of regulation 5, relating to the provision and maintenance of safety signs, is an offence punishable on summary conviction by a maximum fine of an amount not exceeding level 5 on the standard scale.
- (2) Any contravention of regulation 6, relating to the provision of information, instruction and training is an offence punishable on summary conviction by a maximum fine of an amount not exceeding level 4 on the standard scale.

Inspection and Detention of a United Kingdom Ship

11. A relevant inspector may inspect any United Kingdom ship and if he is satisfied that there has been a failure to comply in relation to that ship with the requirements of these Regulations may detain the ship until the health and safety of all workers and other persons aboard ship is secured, but shall not in the exercise of these powers detain or delay the ship unreasonably.

Inspection detention and other measures in respect of ships registered outside the United Kingdom

12. (1) A relevant inspector may inspect any ship which is not a United Kingdom ship when the ship is in a United Kingdom port, and if satisfied that the ship does not conform to the standards required of United Kingdom ships by the Regulations, may –
- (a) send a report to the government of the country in which the ship is registered, and a copy thereof to the Director General of the International Labour Office; and
 - (b) where conditions on board are clearly hazardous to health and safety –
 - (i) take such measures as are necessary to rectify those conditions, or
 - (ii) detain the ship,
- provided that the measures specified in sub-paragraph (a) and (b) may be taken only when the ship has called at a United Kingdom port in the normal course of business for operational reasons.
- (2) If either of the measures specified in paragraph (1)(b) are taken, the relevant inspector shall forthwith notify the nearest maritime, consular or diplomatic representative of the State whose flag the ship is entitled to fly.
- (3) The relevant inspector shall not in exercise of his power under this regulation detain or delay the ship unreasonably.

Any enquiries on the content of this MSN should be addressed to

Seafarer Health and Safety Branch
Maritime and Coastguard Agency
Bay 2/1 Spring Place
105 Commercial Road
Southampton SO15 1EG

Tel: 02380 329216
Fax: 02380 329251

Any general enquiries relating to other areas of MCA's work or the supply and content of other Merchant Shipping Notices, Marine Guidance Notes and Marine Information Notes should be addressed to the

Maritime Information Centre
Maritime and Coastguard Agency
Bay G/03
Spring Place
105 Commercial Road
Southampton SO15 1EG

Tel: 023 80329 297
Fax: 023 80329 298

MS 122/6/044

Safe Ships Clean Seas



*An executive agency of the Department for
Transport, Local Government and the Regions*

TEXT OF THE ANNEXES TO COUNCIL DIRECTIVE 92/58/EEC

ANNEX I

GENERAL MINIMUM REQUIREMENTS CONCERNING
SAFETY AND/OR HEALTH SIGNS AT WORK**1. Preliminary remarks**

- 1.1. Where health and/or safety signs are required by the general rule in Article 3 of the Directive, they must conform to the specific requirements in Annexes II to IX.
- 1.2. This Annex introduces those requirements, describes the different uses of safety and/or health signs, and gives general rules on the interchanging and combining of signs.
- 1.3. Health and/or safety signs must be used only to convey the message or information specified in the Directive.

2. Types of signs**2.1. Permanent signs**

- 2.1.1. Permanent signboards must be used for signs relating to prohibitions, warnings and mandatory requirements and the location and identification of emergency escape routes and first-aid facilities.

Signboards and/or a safety colour must be used to mark permanently the location and identification of fire-fighting equipment.

- 2.1.2. Signboards on containers and pipes must be placed as laid down in Annex III.
- 2.1.3. Places where there is a risk of colliding with obstacles or of falling must be permanently marked with a safety colour and/or with signboards.
- 2.1.4. Traffic routes must be permanently marked with a safety colour.

2.2. Occasional signs

- 2.2.1. Illuminated signs, acoustic signals and/or verbal communication must be used where the occasion requires, taking into account the possibilities for interchanging and combining signs set out in Section 3, to signal danger, to call persons to take a specific course of action and for the emergency evacuation of persons.
- 2.2.2. Hand signals and/or verbal communication must be used where the occasion requires, to guide persons carrying out hazardous or dangerous manoeuvres.

3. Interchanging and combining signs

- 3.1. Any one of the following may be used if equally effective:
 - a safety colour or a signboard to mark places where there is an obstacle or a drop,
 - illuminated signs, acoustic signals or verbal communication,
 - hand signals or verbal communication.

3.2. Some types of signs may be used together:

- illuminated signs and acoustic signals,
- illuminated signs and verbal communication,
- hand signals and verbal communication.

4. The instructions in the table below apply to all signs incorporating a safety colour:

<i>Colour</i>	<i>Meaning or purpose</i>	<i>Instructions and information</i>
Red	Prohibition sign	Dangerous behaviour
	Danger alarm	Stop, shutdown, emergency cut out devices Evacuate
	Fire-fighting equipment	Identification and location
Yellow or Amber	Warning Sign	Be careful, take precautions Examine
Blue	Mandatory sign	Specific behaviour or action Wear personal protective equipment
Green	Emergency escape, first aid sign	Doors, exits, routes, equipment, facilities
	No danger	Return to normal

5. The effectiveness of a sign must not be adversely affected by:

- 5.1. the presence of another emission source of the same type which interferes with visibility or audibility; therefore, in particular,
 - 5.1.1. the placing of too many signs too close together should be avoided;
 - 5.1.2. two illuminated signs which are likely to be confused are not to be used at the same time;
 - 5.1.3. an illuminated sign is not to be used in the proximity of another similar illuminated source;
 - 5.1.4. two acoustic signals are not to be used at the same time;
 - 5.1.5. an acoustic signal is not to be used if there is too much ambient noise;
- 5.2. poor design, insufficient number, incorrect positioning, poor state of repair or incorrect functioning of the signs or signalling devices.
6. Depending on requirements, signs and signalling devices must be cleaned, maintained, checked, repaired, and if necessary replaced on a regular basis to ensure that they retain their intrinsic and/or functional qualities.
7. The number and positioning of signs or signalling devices to be installed will depend on the extent of the hazards or dangers or on the zone to be covered.
8. Signs requiring some form of power must be provided with a guaranteed emergency supply in the event of a power cut, unless the hazard has thereby been eliminated.

9. The triggering of an illuminated sign and/or acoustic signal indicates when the required action should start, the sign or signal must be activated for as long as the action requires. Illuminated signs and acoustic signals must be reactivated immediately after use.
10. Illuminated signs and acoustic signals must be checked to ensure that they function correctly and that they are effective before they are put into service and subsequently at sufficiently frequent intervals.
11. If the hearing or the sight of the workers concerned is impaired, including impairment caused by the wearing of personal protective equipment, measures must be taken to supplement or replace the signs concerned.
12. Areas, rooms or enclosures used for the storage of significant quantities of dangerous substances or preparations must be indicated by a suitable warning sign taken from section 3.2. of Annex II, or marked as provided in section 1 of Annex III, unless the labelling of the individual packages or containers is adequate for this purpose.

ANNEX II

MINIMUM GENERAL REQUIREMENTS CONCERNING SIGNBOARDS

1. **Intrinsic features**

- 1.1. The shape and colours of signboards are set out in section 3, in accordance with their specific object (signboards indicating a prohibition, a warning, a mandatory action, an escape route, an emergency or fire-fighting equipment).
- 1.2. Pictograms must be as simple as possible and should contain only essential details.
- 1.3. The pictograms used may be slightly different from or more detailed than those shown in section 3, provided that they convey the same meaning and that no difference or adaptation obscures the meaning.
- 1.4. Signboards are to be made of shock and weather-resistant material suitable for the surrounding environment.
- 1.5. The dimensions and colorimetric and photometric features of sign boards must be such that they can be easily seen and understood.

2. **Conditions of use**

- 2.1. Signboards are in principle to be installed at a suitable height and in a position appropriate to the line of sight, taking account of any obstacles, either at the access point to an area in the case of a general hazard, or in the immediate vicinity of a specific hazard or object and in a well-lit and easily accessible and visible location.

Without prejudice to the provisions of Directive 89/654/EEC, phosphorescent colours, reflective materials or artificial lighting should be used where the level of natural light is poor.

- 2.2. The signboard must be removed when the situation to which it refers ceases to exist.

3. Signboards to be used

3.1 Prohibitory signs

Intrinsic features:-

- round shape
- black pictogram on white background, red edging and diagonal line (the red part to take up at least 35% of the area of the sign)

Signs to be used:



No smoking



Smoking and naked flames forbidden



No access for pedestrians



Do not extinguish with water



Not drinkable



No access for unauthorised persons



No access for industrial vehicles



Do not touch

3.2 Warning signs

Intrinsic features:-

- triangular shape
- black pictogram on a yellow background with black edging (the yellow part to take up at least 50% of the area of the signs)



Flammable material or high temperature (a)



Explosive material



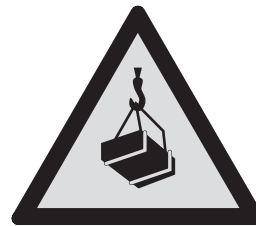
Toxic material



Corrosive material




Radioactive material



Overhead load




Industrial vehicles



Danger: electricity



General danger



Laser beam




Oxidant material



Non-ionizing radiation

(a) In the absence of a specific sign for high temperature.



Strong magnetic field



Obstacles




Drop



Biological risk (a)



Low temperature



Harmful or irritant material (b)

3.3 *Mandatory signs*

Intrinsic features:-

- round shape
- white pictogram on a blue background (the blue part to take up at least 50% of the area of the sign)



Eye protection must be worn



Safety helmet must be worn



Ear protection must be worn

(a) Pictogram laid down in Council Directive 90/679/EEC of 26th November 1990 on the protection of workers from the risks related to exposure to biological agents at work (Seventh individual Directive within the meaning of Article 16(1) of Directive 89/391/EEC) OJ. No L 374, 31.12.1990, p.1.

(b) The background to this sign may exceptionally be amber if justified in order to differentiate it from a similar road safety sign.



Respiratory equipment
must be worn



Safety boots
must be worn



Safety gloves
must be worn



Safety overalls
must be worn



Face protection
must be worn



Safety harness
must be worn



Pedestrians must
use this route

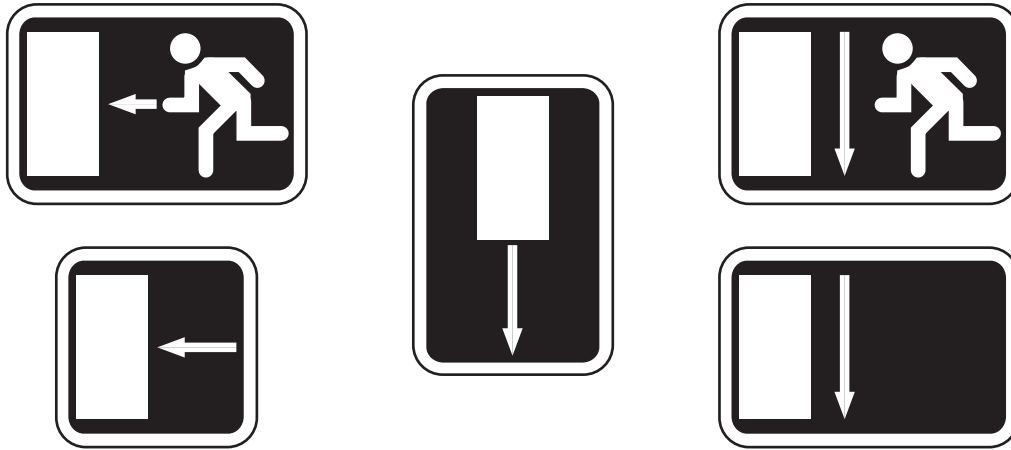


General mandatory sign
(to be accompanied where
necessary by another sign)


3.4 *Emergency escape or first-aid signs*

Intrinsic features:-

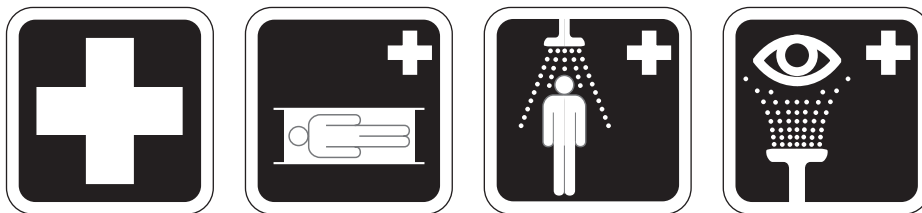
- rectangular or square shape
- white pictogram on a green background (the green part to take up at least 50% of the area of the sign)



Emergency exit/escape route



This way
(supplementary information sign)



First-aid post

Stretcher

Safety shower

Eyewash




Emergency telephone for first-aid or escape


3.5 *Fire fighting signs*

Intrinsic features:-

- rectangular or square shape
- white pictogram on a red background (the red part to take up at least 50% of the area of the sign)



Fire Hose






Ladder



Fire extinguisher



Emergency fire telephone



This way
(supplementary information sign)

ANNEX III

MINIMUM REQUIREMENTS GOVERNING SIGNS ON CONTAINERS AND PIPES

1. Containers used at work for dangerous substances or preparations defined in Directives 67/548/EEC ⁽¹⁾ and 88/379/EEC ⁽²⁾ and containers used for the storage of such dangerous substances or preparations, together with the visible pipes containing or transporting dangerous substances and preparations, must be labelled (pictogram or symbol against a coloured background) in accordance with those Directives.

Paragraph 1 does not apply to containers used at work for brief periods nor to containers whose contents change frequently, provided that alternative adequate measures are taken, in particular for information and/or training, which guarantee the same level of protection.

The labels referred to in paragraph 1 may be:

- replaced by warning signs as provided for in Annex II, using the same pictograms or symbols,
- supplemented by additional information, such as the name and/or formula of the dangerous substance or preparation and details of the hazard,
- for the transporting of containers at the place of work, supplemented or replaced by signs applicable throughout the Community for the transport of dangerous substances or preparations.

2. Signs must be mounted as follows:

- on the visible side(s),
- in unpliant, self-adhesive or painted form.

3. Where appropriate, the signs referred to in section 1 of this Annex must have the intrinsic features defined in section 1.4. of Annex II and must fulfil the conditions of use for signboards laid down in section 2 of Annex II.

4. Without prejudice to sections 1, 2 and 3, the labels used on pipes must be positioned visibly in the vicinity of the most dangerous points, such as valves and joints, and at reasonable intervals.

5. Areas, rooms or enclosures used for the storage of significant quantities of dangerous substances or preparations must be indicated by a suitable warning sign taken from section 3.2 of Annex II, or marked as provided in section 1 of Annex III, unless the labelling of the individual packages or containers is adequate for this purpose, taking into account Annex II, point 1.5 with regard to dimensions.

Stores of a number of dangerous substances or preparations may be indicated by the warning sign for general danger.

The signs or labels referred to above must be positioned, as appropriate, near the storage area or on the door leading into the storage room.

⁽¹⁾ OJ. No L 196, 16.8.1967

⁽²⁾ OJ. No L 187, 16.7.1988

ANNEX IV

MINIMUM REQUIREMENTS FOR THE IDENTIFICATION AND LOCATION OF FIRE-FIGHTING EQUIPMENT

1. Preliminary remark

This Annex applies to equipment used exclusively for fire-fighting purposes.
2. Fire-fighting equipment must be identified by using a specific colour for the equipment and placing a location signboard, and/or by using a specific colour for the places where such equipment is kept, or their access points.
3. The colour for identifying this equipment is red.
The red area must be sufficiently large to allow the equipment to be identified easily.
4. The signboards provided for in section 3.5 of Annex II must be used to mark the locations of this equipment.

ANNEX V

MINIMUM REQUIREMENTS GOVERNING SIGNS USED FOR OBSTACLES AND DANGEROUS LOCATIONS, AND FOR MARKING TRAFFIC ROUTES

1. Signs for obstacles and dangerous locations
 - 1.1. Places where there is a risk of colliding with obstacles, of falling or of objects falling should be marked with alternating yellow and black, or red and white stripes in built-up zones in the undertaking to which workers have access during their work.
 - 1.2. The dimensions of the markings must be commensurate with the scale of the obstacle or dangerous location in question.
 - 1.3. The yellow and black or red and white stripes must be at an angle of approximately 45° and of more or less equal size.
 - 1.4. Example:



2. Marking of traffic routes
 - 2.1. Where the use and equipment of rooms so requires for the protection of workers, traffic routes for vehicles must be clearly identified by continuous stripes in a clearly visible colour, preferably white or yellow, taking into account the colour of the ground.
 - 2.2. The stripes must be located so as to indicate the necessary safe distance between the vehicles and any object which may be near by, and between pedestrians and vehicles.
 - 2.3. Permanent traffic routes in built-up areas outdoors should, as far as is practicable, be similarly marked, unless they are provided with suitable barriers or pavements.

ANNEX VI

MINIMUM REQUIREMENTS FOR ILLUMINATED SIGNS

1. Intrinsic features
 - 1.1. The light emitted by a sign must produce a luminous contrast which is appropriate to its environment, in accordance with the intended conditions of use of the sign, but without producing glare for an excessive amount of light or poor visibility as a result of insufficient light.
 - 1.2. The luminous area emitting a sign may be of a single colour or contain a pictogram on a specified background.
 - 1.3. The single colour must correspond to the table of colours and their meanings set out in section 4 of Annex I.
 - 1.4. Likewise, when the sign contains a pictogram, the latter must comply with all the relevant rules set out in Annex II.
2. Specific rules governing use
 - 2.1. If a device can emit both continuous and intermittent signs, the intermittent sign should be used to indicate a higher level of danger or a more urgent need for the requested/imposed intervention or action than is indicated by the continuous sign.

The duration of each flash and the frequency of the flashers of an intermittent illuminated sign must be such as to

 - ensure the proper perception of the message, and
 - avoid any confusion either between different illuminated signs or with a continuous illuminated sign.
 - 2.2. If a flashing sign is used instead of – or together with – an acoustic signal, identical codes must be used.
 - 2.3. Devices for emitting flashing signs in the event of grave danger must be under special surveillance or be fitted with an auxiliary lamp.

ANNEX VII

MINIMUM REQUIREMENTS FOR ACOUSTIC SIGNS

1. Intrinsic features
 - 1.1. Acoustic signals must:
 - (a) have a sound level which is considerably higher than the level of ambient noise, so that it is audible without being excessive or painful;
 - (b) be easily recognizable, particularly in terms of pulse length and the interval between pulses or groups of pulses, and be clearly distinct from any other acoustic signal and ambient noises.
 - 1.2. If a device can emit an acoustic signal at variable and constant frequencies, the variable frequency should be used to indicate a higher level of danger or a more urgent need for the requested/imposed intervention or action in relation to the stable frequency.
2. Code

The signal for evacuation must be continuous.

ANNEX VIII

MINIMUM REQUIREMENTS FOR VERBAL COMMUNICATION

1. Intrinsic features
 - 1.1. Verbal communication between a speaker or emitter and one or more hearers is to take the form of (sometimes coded) short texts, phrases, groups of words and/or individual words.
 - 1.2. Spoken messages are to be as short, simple and clear as possible; the verbal skills of the speaker and the hearing abilities of the hearer(s) must be such as to ensure reliable verbal communication.
 - 1.3. Verbal communication is direct (by means of the human voice) or indirect (by means of a human or artificial voice which is broadcast by whatever means is appropriate).
2. Specific rules governing use
 - 2.1. The persons involved must have a good knowledge of the language used so that they are able to pronounce and understand the spoken message correctly and consequently behave in a way which is appropriate to health and/or safety.
 - 2.2. If verbal communication is used instead of – or together with – gestures, code words should be used such as:

– start		to indicate the start of a command
– stop		to interrupt or end a movement
– end		to stop the operation
– raise		to have a load raised
– lower		to have a load lowered
– forwards)	
– backwards)	
– right)	
– left)	to be coordinated with the corresponding hand signals
– danger		for an emergency stop
– quickly		to speed up a movement for safety reasons.

ANNEX IX

MINIMUM REQUIREMENTS FOR HAND SIGNALS

1. Features

Hand signals must be precise, simple, expansive, easy to make and to understand, and clearly distinct from other such signals.

Where both arms are used at the same time, they must be moved symmetrically and for giving one sign only.

Provided that they fulfil the conditions given above, the signals used may vary slightly from or be more detailed than those shown in section 3; they must, however, be equally meaningful and comprehensible.

2. Specific rules governing use

2.1. The person giving the signs, hereinafter referred to as the 'signalman', will use arm/hand movements to give manoeuvring instructions to the person receiving the signs, hereinafter referred to as the (operator).

2.2. The signalman must be able to monitor all manoeuvres visually without being endangered thereby.

2.3. The signalman's duties must consist exclusively of directing manoeuvres and ensuring the safety of workers in the vicinity.

2.4. If the conditions described in point 2.2 are not fulfilled, one or more extra signalmen should be deployed.

2.5. The operator must interrupt the ongoing manoeuvre in order to request new instructions when he is unable to carry out the orders he has received with the necessary safety guarantees.

2.6. Accessories:

The operator must be able to recognize the signalman without difficulty.







The signalman is to wear one or more appropriate distinctive items, e.g. a jacket, helmet, sleeves or armbands, or carry bats.

The distinctive items are to be brightly coloured, preferably all of the same colour and for the exclusive use of signalmen.

3. Coded signals to be used

Preliminary remark:

The following set of coded signals are without prejudice to other codes applicable at Community level, used for the same manoeuvres in certain sectors.

<i>Meaning</i>	<i>Description</i>	<i>Illustration</i>
A. General signals		
START Attention Start of Command	both arms are extended horizontally with the palms facing forward.	
STOP Interruption End of movement	the right arm points upwards with the palms facing forwards.	
END of the operation	both hands are clasped at chest height.	
B. Vertical movements		
RAISE	the right arm points upwards with the palm facing forward and slowly makes a circle.	
LOWER	the right arm points downwards with the palm facing inwards and slowly makes a circle.	
VERTICAL DISTANCE	the hands indicate the relevant distance.	

Meaning

Description

Illustration

C. Horizontal movements

MOVE FORWARDS

both arms are bent with the palms facing upwards, and the forearms make slow movements towards the body.




MOVE BACKWARDS

both arms are bent with the palms facing downwards, and the forearms make slow movements away from the body.



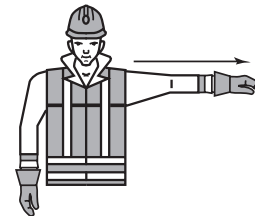
RIGHT
to the signalman's

the right arm is extended more or less horizontally with the palm facing downwards and slowly makes small movements to the right.



LEFT
to the signalman's

the left arm is extended more or less horizontally with the palm facing downwards and slowly makes small movements to the left.



HORIZONTAL
DISTANCE

the hands indicate the relevant distance.



D. Danger

DANGER
Emergency stop

both arms points upwards with the palms facing forwards.



QUICK
SLOW

all movements faster.
all movements slower.