

Defence Analytical Services & Advice
(Statistical Methodology Group)



**SEARCH
&
RESCUE**

QUARTERLY REPORT
January - March 2010

DASA

defence analytical services & advice

DASA is keen to listen to customers and is always happy to consider any suggestions which may improve our service. The DASA Statistical Methodology Group (SMG) SAR team is:

Edd Byrne	Tel: 01225 468769
Richard Cable	Tel: 01225 468976
Jason Stone	Tel: 01225 468036

**Our Address is: DASA SMG
Spur 8
Beckford Block
Ensleigh
Bath, BA1 5AB**

E Mail:

Edd.byrne@dasa.mod.uk

Richard.cable@dasa.mod.uk

Jason.stone@dasa.mod.uk

DASA

defence analytical services & advice

CONTENTS

	<u>Page</u>
SAR Definitions	1
UK and Overseas Summary	2
UK Helicopters	3
UK & Overseas Helicopters by Unit	4-6
UK & Overseas Helicopters by Callout Type	7
Callout Type - Pie Charts	8
Persons Assisted – Pie Charts	9
Mountain Rescue Teams	10
Fixed Wing	11
Maritime & Coastguard Agency	12
Maps	13

SAR DEFINITIONS

This report has been compiled in accordance with the following definitions:

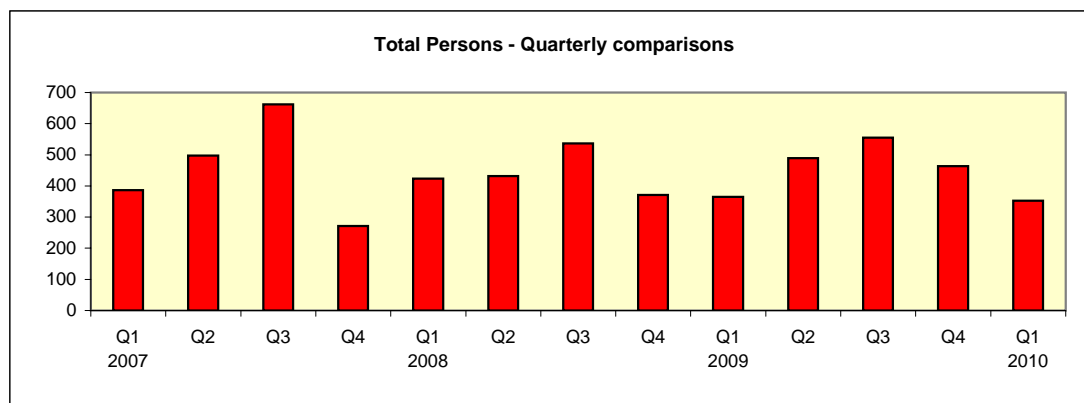
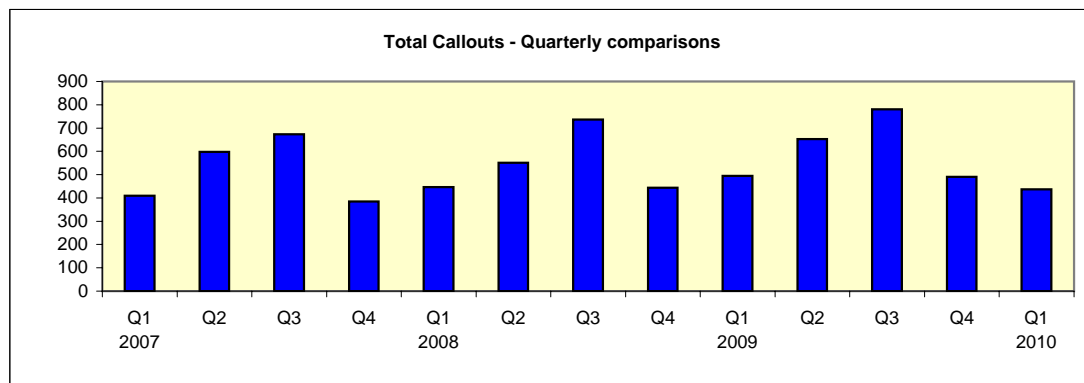
NB: 2 definitions have been revised and 5 new ones added. "Search" has been expanded to allow more detailed analysis. Eg previously if an extensive search resulted in the rescue of an individual, the task appeared simply as a "Rescue".

Previous Term	Revised Term	
RESCUE	No change	Transfer of distressed uninjured person(s) from a hostile to a benign environment.
MEDRESCUE	No change	Transfer of sick or injured persons(s) from a hostile environment to a recognised medical facility (eg, hospital or chamber).
AIRLIFT	TRANSFER	Transfer of military personnel, or their families, on compassionate grounds.
MEDEVAC	MEDTRANSFER	Transfer of patients or organs between medical establishments at the request of a recognised Medical Authority, i.e. NHS Trust, Hospital or Ambulance Authority.
ASSIST	No change	Assistance to other SAR assets etc, such as moving SAR personnel or equipment (eg, mountain rescue teams, divers, pumps), shepherding of aircraft etc.
SEARCH	No change	Search for craft, person(s), etc which does not result in moving a person.
	SEARCH – RESCUE	Search for craft, person(s), etc resulting in the rescue of an uninjured person.
	SEARCH – MEDRESCUE	Search for craft, person(s), etc resulting in the rescue of a sick/injured casualty.
	SEARCH – ASSIST	Search for craft, person(s), etc involving assistance to other SAR assets.
	SEARCH – RECOVERY	Search for craft, person(s), etc resulting in the recovery of person(s) apparently dead.
	SEARCH – ABORT	Search for craft, person(s), etc during which callout terminated due to eg malfunction or adverse weather.
TOP-COVER	No change	On-scene assistance, e.g. communications relay, target identification, vectoring to target etc. for another rescue asset, or as cover for person(s) or vessel(s) in distress that does not result in further intervention.
RECALLED	No change	Asset recalled from incident whilst en route.
NOT REQUIRED	No change	Asset arrived on scene but no action required.
ABORT	No change	Callout terminated due to eg malfunction or adverse weather.
RECOVERY	No change	Recovery of person(s) apparently dead.
PRECAUTION	No change	Pre-positioning of a SAR helicopter to provide faster response to an anticipated or potential incident, eg, in response to an aircraft declaring a "MAYDAY" or a potential incident on a offshore installation.
FALSE ALARM	No change	Unnecessary callout with good intent.
HOAX	No change	Unnecessary callout with malicious intent
CIVIL AID	No change	Military Aid to the Civil Community (eg fire control).

UK & Overseas Search And Rescue Summary

		Total Callouts	UK Helicopters	Overseas Helicopters	Fixed Wing Aircraft	Mountain Rescue	Marine Craft	Persons Assisted
2010	Jan	170	161	1	1	7	0	136
	Feb	136	121	10	0	5	0	117
	Mar	131	113	8	2	8	0	100
Qtrly total		437	395	19	3	20	0	353

		Total Callouts	UK Helicopters	Overseas Helicopters	Fixed Wing Aircraft	Mountain Rescue	Marine Craft	Persons Assisted
2007	Q1	409	353	22	6	28	0	386
	Q2	598	541	26	7	24	0	498
	Q3	673	605	33	5	30	0	662
	Q4	385	351	11	3	20	0	271
2008	Q1	447	363	35	15	34	0	423
	Q2	551	496	32	3	20	0	432
	Q3	737	696	13	4	24	0	537
	Q4	444	408	16	7	13	0	371
2009	Q1	495	444	25	4	22	0	365
	Q2	652	610	15	6	21	0	489
	Q3	781	740	13	2	26	0	555
	Q4	490	443	28	2	17	0	464



Summary of UK SAR Helicopter Callouts Jan - Mar 2010

Callouts by Type of Assistance

		Total Callouts	Rescue	Search-Rescue	Medrescue	Search-Medrescue	Medtransfer	Recovery	Search-Recovery	Transfer	Civ Aid	Search	Top Cover	Assist	Search-Assist	Recall	Not Req	False Alarm	Hoax	Precaution	Aborted	Search-Abort
2010	Jan	161	3	1	74	6	21	1	1	1	0	15	1	4	1	18	5	2	1	0	6	0
	Feb	121	9	3	36	7	22	2	0	2	0	17	0	3	0	12	3	1	2	0	2	0
	Mar	113	9	2	40	6	14	1	0	1	0	15	0	1	1	14	3	2	2	2	0	0
Qtrly Total		395	21	6	150	19	57	4	1	4	0	47	1	8	2	44	11	5	5	2	8	0
2007	Q1	353	22	10	130	11	44	5	0	1	0	64	8	1	7	29	11	3	1	1	5	0
	Q2	541	33	8	192	8	51	6	0	6	4	88	10	8	11	61	41	2	3	2	4	3
	Q3	605	37	8	233	12	44	1	2	3	3	79	12	7	12	88	40	11	2	2	7	2
	Q4	351	13	4	124	7	58	3	0	5	0	46	4	6	6	32	19	9	6	0	9	0
2008	Q1	363	17	7	114	17	33	6	5	3	3	66	2	6	12	42	12	8	2	1	5	2
	Q2	496	34	7	192	14	56	6	0	1	0	64	6	8	11	70	16	5	1	0	3	2
	Q3	696	32	13	259	18	55	13	2	0	0	97	5	6	17	119	34	10	7	0	8	1
	Q4	408	15	6	152	6	64	2	1	6	0	58	1	5	13	43	17	7	4	0	5	3
2009	Q1	444	16	18	148	14	52	4	2	2	0	82	5	9	13	44	13	2	3	0	14	3
	Q2	610	23	21	274	12	51	8	7	1	0	70	6	6	9	77	27	8	2	0	7	1
	Q3	740	35	17	306	22	53	5	3	2	1	81	14	14	19	98	39	19	5	1	5	1
	Q4	443	21	19	157	10	57	1	3	9	0	52	3	5	5	61	24	6	1	1	6	2

Persons by Type of Assistance *

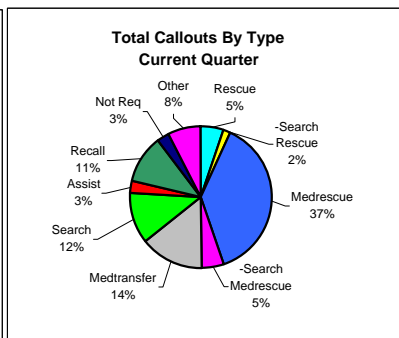
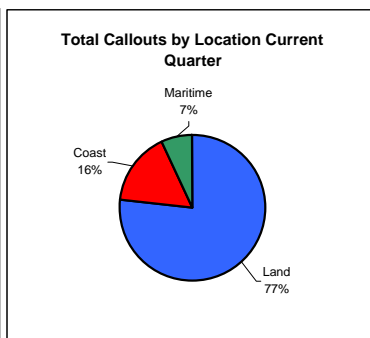
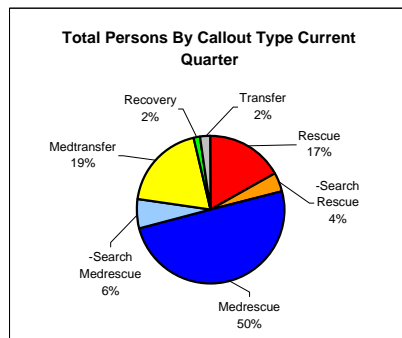
		Total Persons	Rescue	Search-Rescue	Medrescue	Search-Medrescue	Medtransfer	Recovery	Search-Recovery	Transfer
2010	Jan	130	10	4	80	7	24	2	1	2
	Feb	108	25	5	40	8	24	2	0	4
	Mar	91	21	4	43	6	15	1	0	1
Qtrly Total		329	56	13	163	21	63	5	1	7
2007	Q1	367	93	20	176	28	43	6	0	1
	Q2	462	146	15	231	8	49	6	0	7
	Q3	643	295	14	269	12	46	1	2	4
	Q4	254	40	7	131	8	60	3	0	5
2008	Q1	298	67	12	132	21	33	6	5	22
	Q2	401	89	21	203	19	62	6	0	1
	Q3	525	126	25	286	18	55	13	2	0
	Q4	354	85	12	172	7	69	2	1	6
2009	Q1	325	52	29	162	15	56	5	3	3
	Q2	483	75	34	290	12	52	8	7	5
	Q3	544	94	30	324	27	57	5	3	4
	Q4	439	64	62	211	15	59	3	4	21

* Note:
Persons are not normally attributed to the following callout categories;

- Search
- Top Cover
- Assist
- Recalled
- Not Required
- False Alarm
- Hoax
- Precaution
- Aborted

Callouts by Location

		Total Callouts	Land	Coast	Maritime
2010	Jan	161	133	19	9
	Feb	121	91	22	8
	Mar	113	79	24	10
Qtrly Total		395	303	65	27
2007	Q1	353	193	89	71
	Q2	541	259	195	87
	Q3	605	288	241	76
	Q4	351	207	84	60
2008	Q1	363	231	80	52
	Q2	496	299	112	85
	Q3	696	400	201	95
	Q4	408	281	57	70
2009	Q1	444	323	77	44
	Q2	610	380	162	68
	Q3	740	464	217	59
	Q4	443	328	79	36



* Callouts Chart: 'Other' includes Recovery, Transfer, Civ Aid, Top Cover, False Alarm, Hoax, Precaution, Aborted.
Assist includes Search-Assist



UK & Overseas Helicopter Summary - By Unit Jan - Mar 2010

Callouts

Jan - Mar 2010	Jan	Feb	Mar	Qtrly Total
RAF Boulmer	24	17	13	54
RAF Chivenor	18	19	22	59
RAF Leconfield	14	11	7	32
RAF Lossiemouth	13	16	8	37
RAF Valley	22	13	13	48
RAF Wattisham	9	6	14	29
RNAS Culdrose	24	14	7	45
HMS Gannet	37	25	29	91
Cyprus	1	2	3	6
Falklands	0	8	5	13
UK Other Helos	0	0	0	0
Overseas Others	0	0	0	0
Total	162	131	121	414

Average Flying Hours Per Callout#

Jan - Mar 2010	Jan	Feb	Mar	Qtrly Avg
RAF Boulmer	1.51	2.04	1.38	1.52
RAF Chivenor	0.54	1.21	1.37	1.18
RAF Leconfield	1.57	1.10	1.10	1.31
RAF Lossiemouth	2.48	1.41	1.50	2.06
RAF Valley	1.46	1.41	1.18	1.37
RAF Wattisham	2.17	2.31	2.01	2.12
RNAS Culdrose	1.26	2.09	0.56	1.35
HMS Gannet	1.35	1.40	1.55	1.43
Cyprus	8.00	1.40	2.28	3.08
Falklands	0.00	1.28	3.00	2.03
UK Other Helos	0.00	0.00	0.00	0.00
Overseas Others	0.00	0.00	0.00	0.00

Persons

Jan - Mar 2010	Jan	Feb	Mar	Qtrly Total
RAF Boulmer	20	19	9	48
RAF Chivenor	13	15	11	39
RAF Leconfield	8	5	6	19
RAF Lossiemouth	11	16	5	32
RAF Valley	18	9	19	46
RAF Wattisham	4	6	10	20
RNAS Culdrose	21	9	7	37
HMS Gannet	35	29	24	88
Cyprus	2	1	0	3
Falklands	0	7	6	13
UK Other Helos	0	0	0	0
Overseas Others	0	0	0	0
Total	132	116	97	345

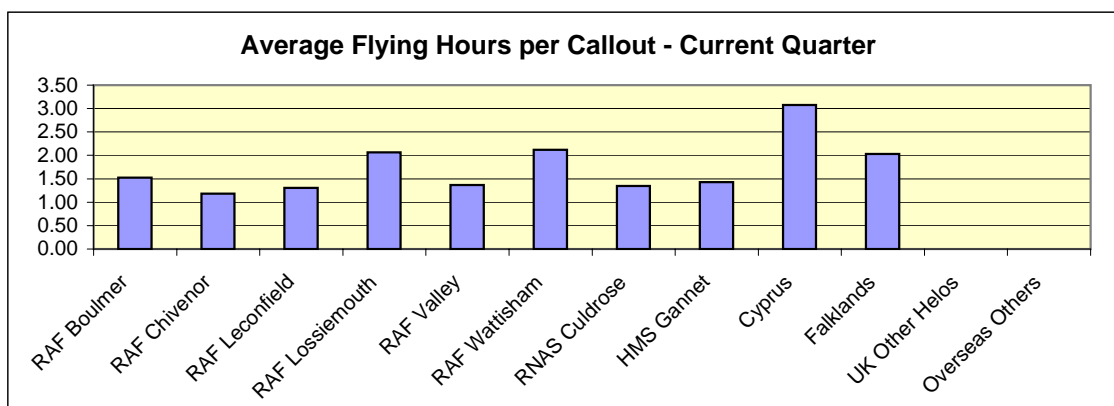
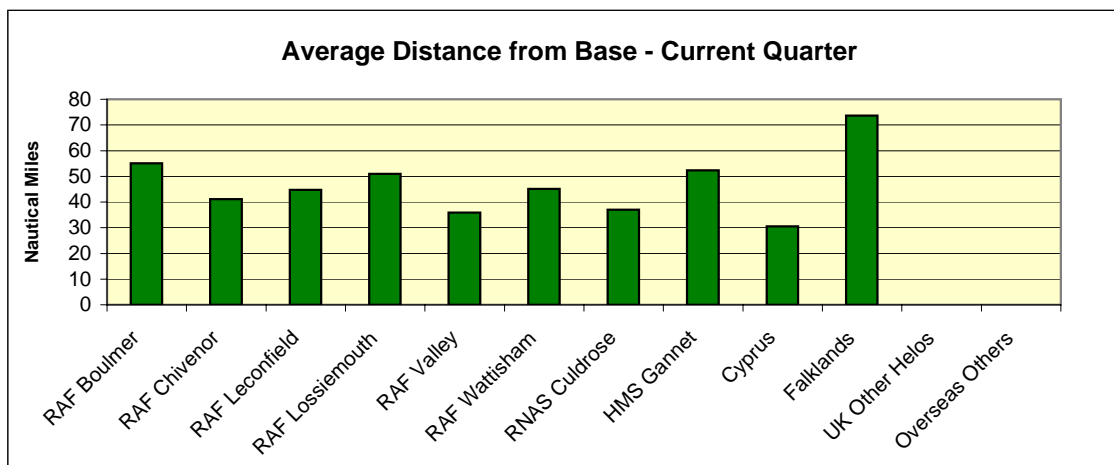
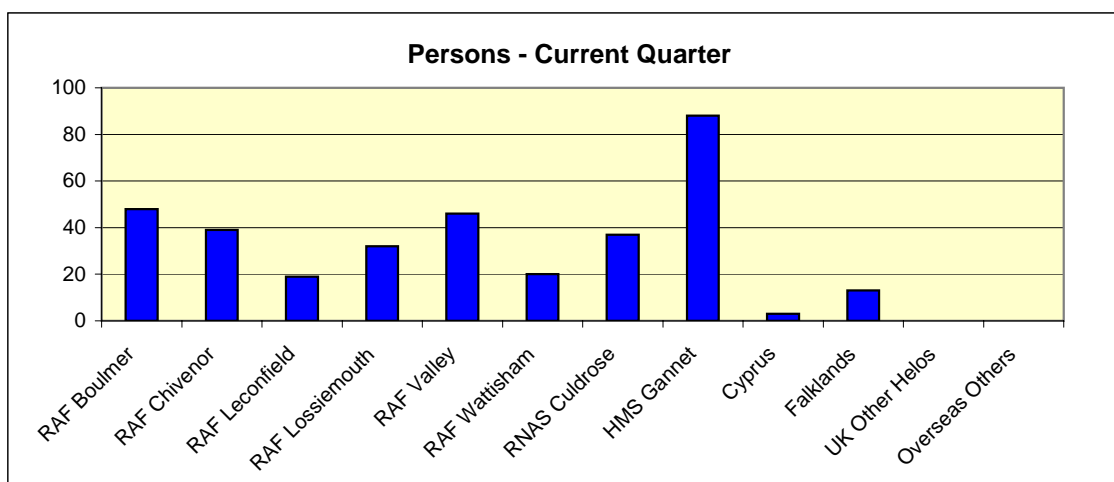
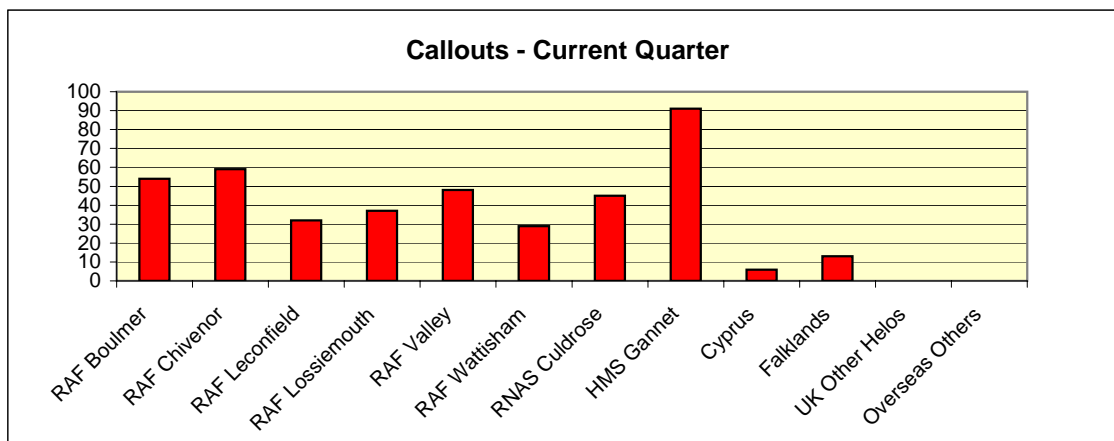
Average Distance From Base (Nautical Miles)

Jan - Mar 2010	Jan	Feb	Mar	Qtrly Avg
RAF Boulmer	55	54	56	55
RAF Chivenor	25	34	60	41
RAF Leconfield	55	41	31	45
RAF Lossiemouth	55	47	52	51
RAF Valley	43	34	25	36
RAF Wattisham	34	39	55	45
RNAS Culdrose	35	51	18	37
HMS Gannet	53	52	53	52
Cyprus	130	6	14	31
Falklands	0	42	125	74
UK Other Helos	0	0	0	0
Overseas Others	0	0	0	0

Average Flying Hours are expressed in Hours and Minutes. (Flying time excludes periods where an aircraft lands, whether the engines are shut down or not).

'UK Others' includes:
 RAF Others
 RN Others
 Other Helicopters

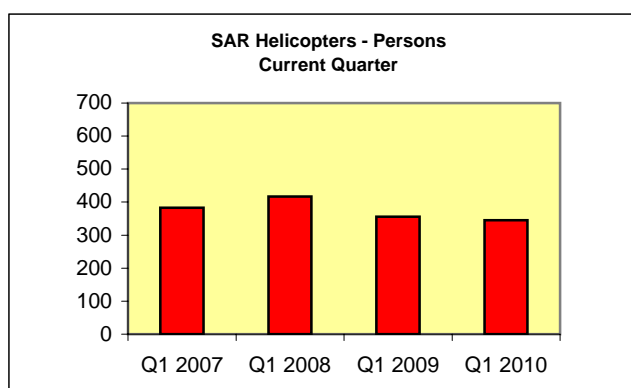
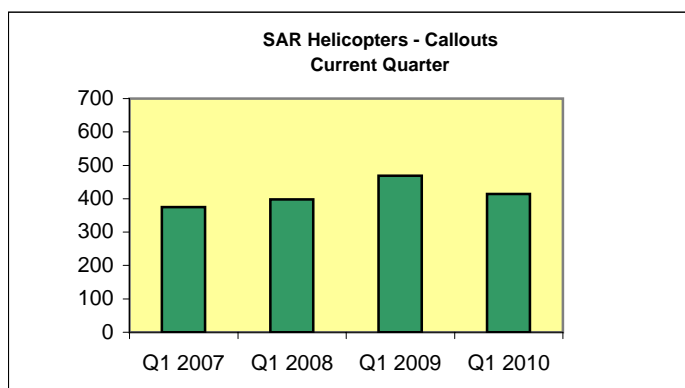
UK & Overseas Helicopter Summary By Unit Jan - Mar 2010



UK & Overseas SAR Helicopter Summary by Unit

Callouts by Unit

Qtr 1 2010	2007				2008				2009				2010 Q1	Qtr 1 Average
	Q1	Q2	Q3	Q4	Q1	Q2	Q3	Q4	Q1	Q2	Q3	Q4		
RAF Boulmer	30	46	46	48	34	59	75	43	54	51	62	47	54	43
RAF Chivenor	39	79	96	42	40	69	112	41	57	85	135	63	59	49
RAF Leconfield	35	74	67	46	39	69	72	52	45	51	66	42	32	38
RAF Lossiemouth	48	57	56	27	61	67	91	56	50	69	75	42	37	49
RAF Valley	51	66	77	40	43	44	82	53	62	93	111	56	48	51
RAF Wattisham	24	58	63	38	27	52	59	36	30	43	61	28	29	28
RNAS Culdrose	49	69	86	27	38	49	77	40	49	102	108	52	45	45
HMS Gannet SAR Flight	77	90	109	83	80	87	128	87	97	116	121	113	91	86
Cyprus	8	18	24	3	7	15	6	2	3	12	9	12	6	6
Falklands	14	8	9	8	28	17	7	14	22	3	4	16	13	19
UK Other Helicopters	0	2	5	0	1	0	0	0	0	0	1	0	0	0
Overseas Others	0	0	0	0	0	0	0	0	0	0	0	0	0	0
Total	375	567	638	362	398	528	709	424	469	625	753	471	414	414



Persons by Unit

Qtr 1 2010	2007				2008				2009				2010 Q1	Qtr 1 Average
	Q1	Q2	Q3	Q4	Q1	Q2	Q3	Q4	Q1	Q2	Q3	Q4		
RAF Boulmer	32	36	37	31	22	40	80	43	30	31	40	48	48	33
RAF Chivenor	46	61	91	26	33	51	89	38	45	76	117	66	39	41
RAF Leconfield	50	94	139	32	20	59	39	45	21	31	48	32	19	28
RAF Lossiemouth	37	52	47	24	39	57	58	45	41	43	53	34	32	37
RAF Valley	44	49	113	30	50	51	57	59	51	91	68	86	46	48
RAF Wattisham	16	55	27	24	20	31	21	15	17	27	30	8	20	18
RNAS Culdrose	73	52	73	22	37	40	61	31	44	74	93	67	37	48
HMS Gannet SAR Flight	69	62	90	65	77	72	120	78	76	110	94	98	88	78
Cyprus	2	2	3	4	1	4	0	0	1	3	0	5	3	2
Falklands	14	8	9	8	118	16	7	10	30	2	3	19	13	44
UK Other Helicopters	0	1	26	0	0	0	0	0	0	0	1	0	0	0
Overseas Others	0	0	0	0	0	0	0	0	0	0	0	0	0	0
Total	383	472	655	266	417	421	532	364	356	488	547	463	345	375

UK & Overseas SAR Helicopter Summary by Unit & Type of Assistance

Callouts by Unit

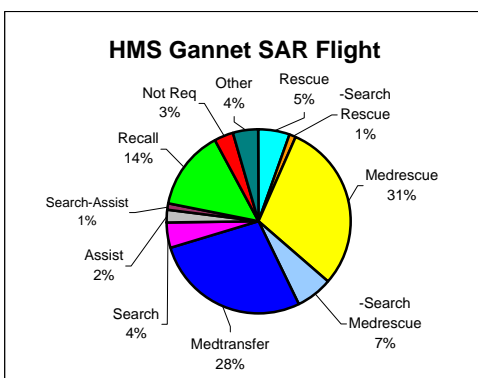
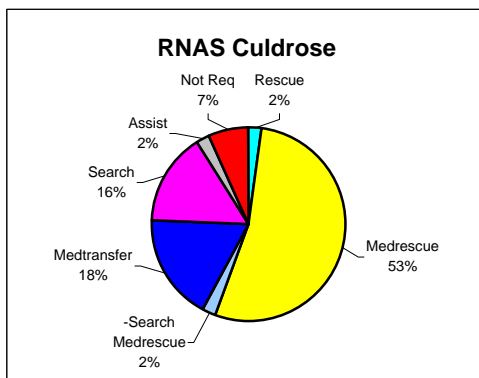
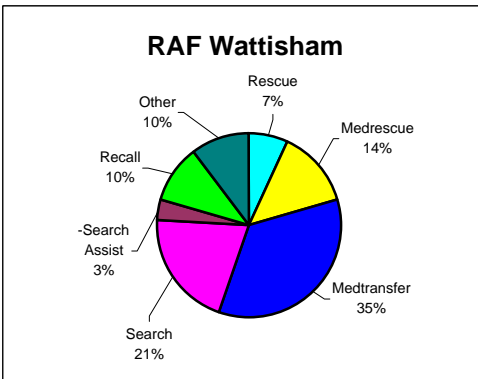
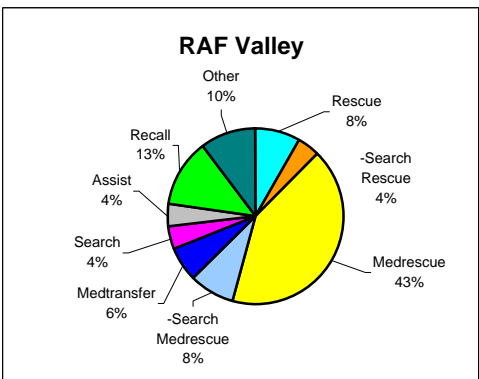
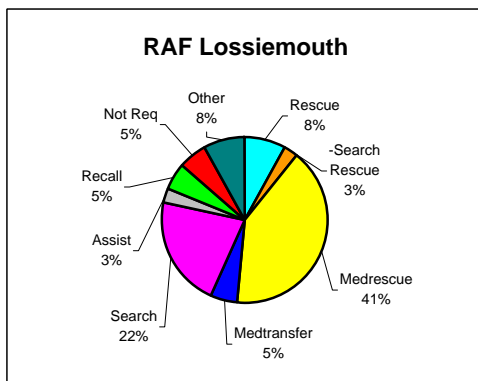
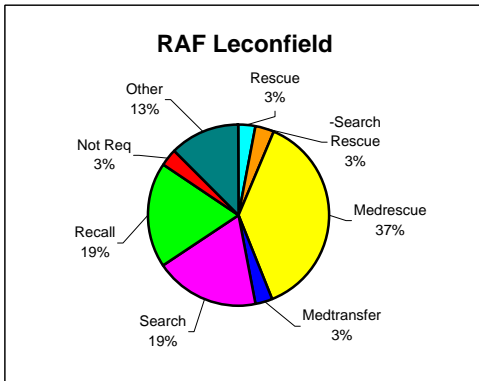
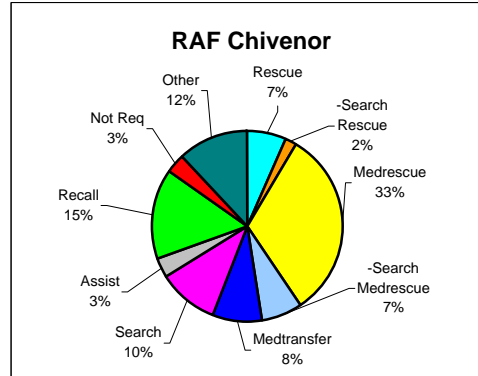
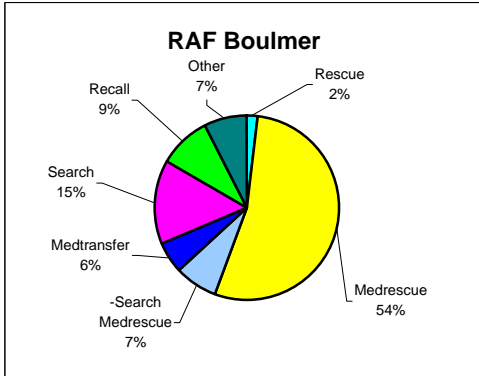
Qtr 1 2010	Total Callouts																				
		Rescue	Search-Rescue	Medrescue	Search-Medrescue	Medtransfer	Recovery	Search-Recovery	Transfer	Civ Aid	Search	Top Cover	Assist	Search-Assist	Recall	Not Req	False Alarm	Hoax	Precaution	Aborted	Search-Abort
RAF Boulmer	54	1	0	29	4	3	1	0	0	0	8	0	0	0	5	0	0	1	1	1	0
RAF Chivenor	59	4	1	19	4	5	0	0	0	0	6	1	2	0	9	2	3	2	0	1	0
RAF Leconfield	32	1	1	12	0	1	0	1	1	0	6	0	0	0	6	1	0	0	0	2	0
RAF Lossiemouth	37	3	1	15	0	2	1	0	0	0	8	0	1	0	2	2	1	1	0	0	0
RAF Valley	48	4	2	20	4	3	0	0	2	0	2	0	2	0	6	0	1	0	0	2	0
RAF Wattisham	29	2	0	4	0	10	0	0	0	0	6	0	0	1	3	0	0	1	1	1	0
RNAS Culdrose	45	1	0	24	1	8	0	0	0	0	7	0	1	0	0	3	0	0	0	0	0
HMS Gannet SAR	91	5	1	27	6	25	2	0	1	0	4	0	2	1	13	3	0	0	0	1	0
Cyprus	6	0	0	0	1	0	0	1	0	1	3	0	0	0	0	0	0	0	0	0	0
Falklands	13	1	0	9	0	1	0	0	1	0	0	0	0	0	1	0	0	0	0	0	0
UK Other Helos	0	0	0	0	0	0	0	0	0	0	0	0	0	0	0	0	0	0	0	0	0
Overseas Others	0	0	0	0	0	0	0	0	0	0	0	0	0	0	0	0	0	0	0	0	0
Total	414	22	6	159	20	58	4	2	5	1	50	1	8	2	45	11	5	5	2	8	0

Persons by Unit

Qtr 1 2010	Total Persons								
		Rescue	Search-Rescue	Medrescue	Search-Medrescue	Medtransfer	Recovery	Search-Recovery	Transfer
RAF Boulmer	48	3	1	34	5	3	2	0	0
RAF Chivenor	39	7	2	20	5	5	0	0	0
RAF Leconfield	19	1	1	13	0	1	0	1	2
RAF Lossiemouth	32	9	2	16	0	4	1	0	0
RAF Valley	46	12	4	21	4	3	0	0	2
RAF Wattisham	20	5	0	4	0	11	0	0	0
RNAS Culdrose	37	2	0	26	1	8	0	0	0
HMS Gannet SAR	88	17	3	29	6	28	2	0	3
Cyprus	3	0	0	0	1	0	0	2	0
Falklands	13	1	0	10	0	1	0	0	1
UK Other Helicopters	0	0	0	0	0	0	0	0	0
Overseas Others	0	0	0	0	0	0	0	0	0
Total	345	57	13	173	22	64	5	3	8

Selected SAR Helicopter Units Callout Classification - Current Quarter

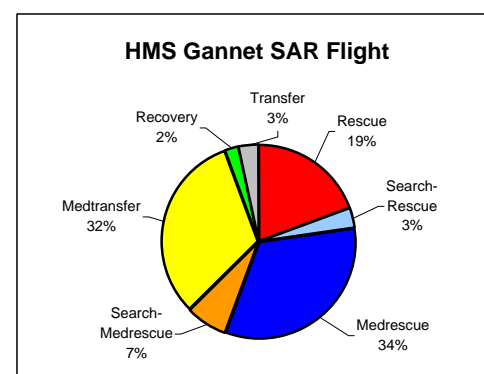
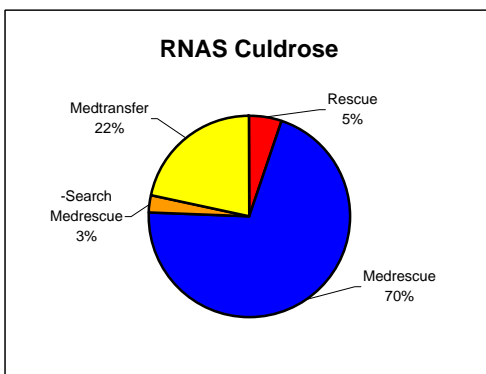
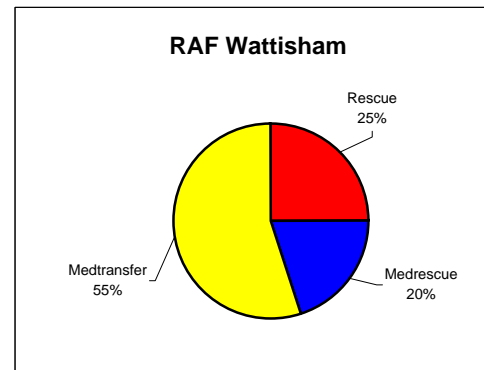
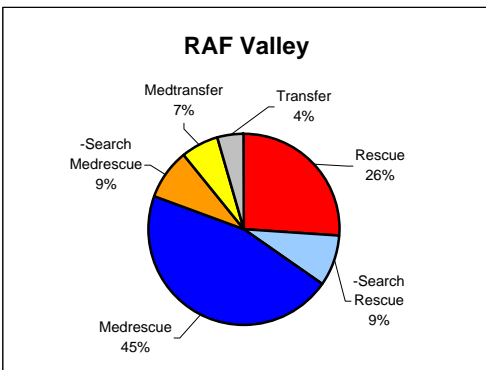
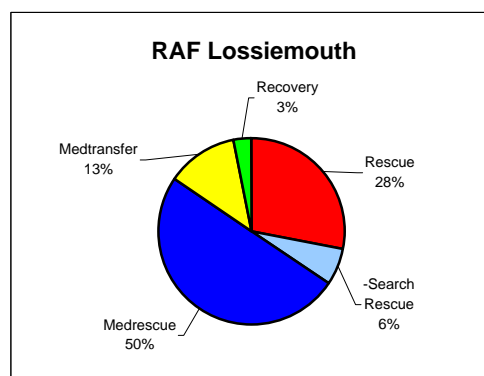
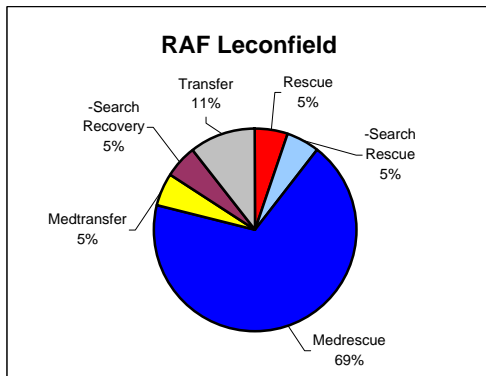
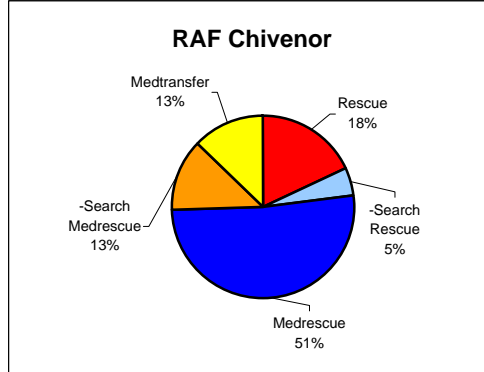
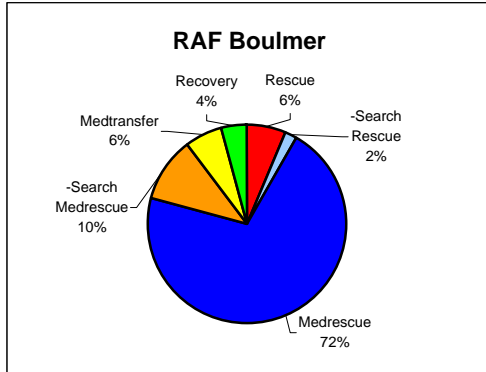
Callouts:



'Other' includes: Recovery, Transfer, Civ Aid, Top Cover, False Alarm, Hoax, Precaution, Aborted.

Selected SAR Helicopter Units Persons by Callout Classification - Current Quarter

Persons:



Mountain Rescue Teams

Callouts by Unit

2010	Qtr 1			Total
	Jan	Feb	Mar	
Kinloss	0	3	4	7
Leeming	3	0	2	5
Leuchars	2	2	1	5
Valley	2	0	1	3
Other	0	0	0	0
Total	7	5	8	20

Persons by Unit

Qtr 1			Total
Jan	Feb	Mar	
0	0	1	1
4	0	1	5
0	1	0	1
0	0	1	1
0	0	0	0
4	1	3	8

Callouts by Unit

	2007				2008				2009				2010 Qtr 1
	Q1	Q2	Q3	Q4	Q1	Q2	Q3	Q4	Q1	Q2	Q3	Q4	
Kinloss	13	9	13	4	17	5	5	5	5	9	8	7	7
Leeming	3	3	6	1	4	3	3	2	3	4	2	4	5
Leuchars	1	2	6	5	7	4	8	2	7	3	8	4	5
St Athan *	0	0	0	0	0	0	0	0	0	0	0	0	0
Stafford *	0	0	0	0	0	0	0	0	0	0	0	0	0
Valley *	10	10	5	10	6	7	8	4	7	5	8	2	3
Other	1	0	0	0	0	1	0	0	0	0	0	0	0
Total	28	24	30	20	34	20	24	13	22	21	26	17	20

* MRT Units at St Athan & Stafford have now closed and the MRS HQ transferred to MRT Valley

Persons by Unit

	2007				2008				2009				2010 Qtr 1
	Q1	Q2	Q3	Q4	Q1	Q2	Q3	Q4	Q1	Q2	Q3	Q4	
Kinloss	1	3	0	0	4	2	0	1	1	1	4	1	1
Leeming	0	0	7	0	1	0	0	6	1	0	0	0	5
Leuchars	0	0	0	3	0	6	3	0	4	0	2	0	1
St Athan	0	0	0	0	0	0	0	0	0	0	0	0	0
Stafford	0	0	0	0	0	0	0	0	0	0	0	0	0
Valley	2	23	0	2	1	2	2	0	3	0	2	0	1
Other	0	0	0	0	0	1	0	0	0	0	0	0	0
Total	3	26	7	5	6	11	5	7	9	1	8	1	8

Man Hours

	Qtr 1			Total
	Jan	Feb	Mar	
Kinloss	0	63	169	232
Leeming	269	0	280	549
Leuchars	48	49	192	289
Valley	26	0	4	30
Other	0	0	0	0
Total	343	112	645	1100

UK & Overseas Fixed Wing Aircraft

UK & Overseas Callouts - By Type of Assistance

2010	Qtr 1			Total
	Jan	Feb	Mar	
Transfer	0	0	0	0
Search	0	0	1	1
Top Cover	1	0	1	2
Assist	0	0	0	0
Search-Assist	0	0	0	0
Recall	0	0	0	0
Not Required	0	0	0	0
False Alarm	0	0	0	0
Hoax	0	0	0	0
Precaution	0	0	0	0
Aborted	0	0	0	0
Search-Abort	0	0	0	0
Other	0	0	0	0
Total	1	0	2	3

UK & Overseas Callouts - By Type of Assistance

2007 - 2009	2007				2008				2009			
	Q1	Q2	Q3	Q4	Q1	Q2	Q3	Q4	Q1	Q2	Q3	Q4
Transfer	0	0	0	0	0	0	0	0	0	0	0	0
Search	0	2	2	0	3	1	3	2	0	1	0	1
Top Cover	6	5	2	3	9	2	1	5	4	3	2	1
Assist	0	0	0	0	0	0	0	0	0	0	0	0
Search-Assist	0	0	1	0	1	0	0	0	0	0	0	0
Recall	0	0	0	0	2	0	0	0	0	2	0	0
Not Required	0	0	0	0	0	0	0	0	0	0	0	0
False Alarm	0	0	0	0	0	0	0	0	0	0	0	0
Hoax	0	0	0	0	0	0	0	0	0	0	0	0
Precaution	0	0	0	0	0	0	0	0	0	0	0	0
Aborted	0	0	0	0	0	0	0	0	0	0	0	0
Search-Abort	0	0	0	0	0	0	0	0	0	0	0	0
Other	0	0	0	0	0	0	0	0	0	0	0	0
Total	6	7	5	3	15	3	4	7	4	6	2	2

UK Monthly Totals

2010	Average Flying Hours*	Average Distance from Base (nautical miles)
January	5.52	569
February	0.00	0
March	3.51	405
Qtrly Average	4.31	459

* 'Average Flying Hours ' are expressed in Hours and Minutes. (Flying time excludes periods where an aircraft lands, whether the engines are shut down or not).

Maritime & Coastguard Agency SAR Statistics

Source: Maritime & Coastguard Agency.

Please note that these figures are provisional and subject to audit.

Quarterly Analysis of Incidents using CG Helicopter assistance by base for 1st Quarter 2010

1 January - 31 March 2010




	Lee on Solent	Shetland	Portland	Stornoway	Total
January	13	14	8	7	42
February	13	9	10	13	45
March	18	5	5	11	39
Total	44	28	23	31	126

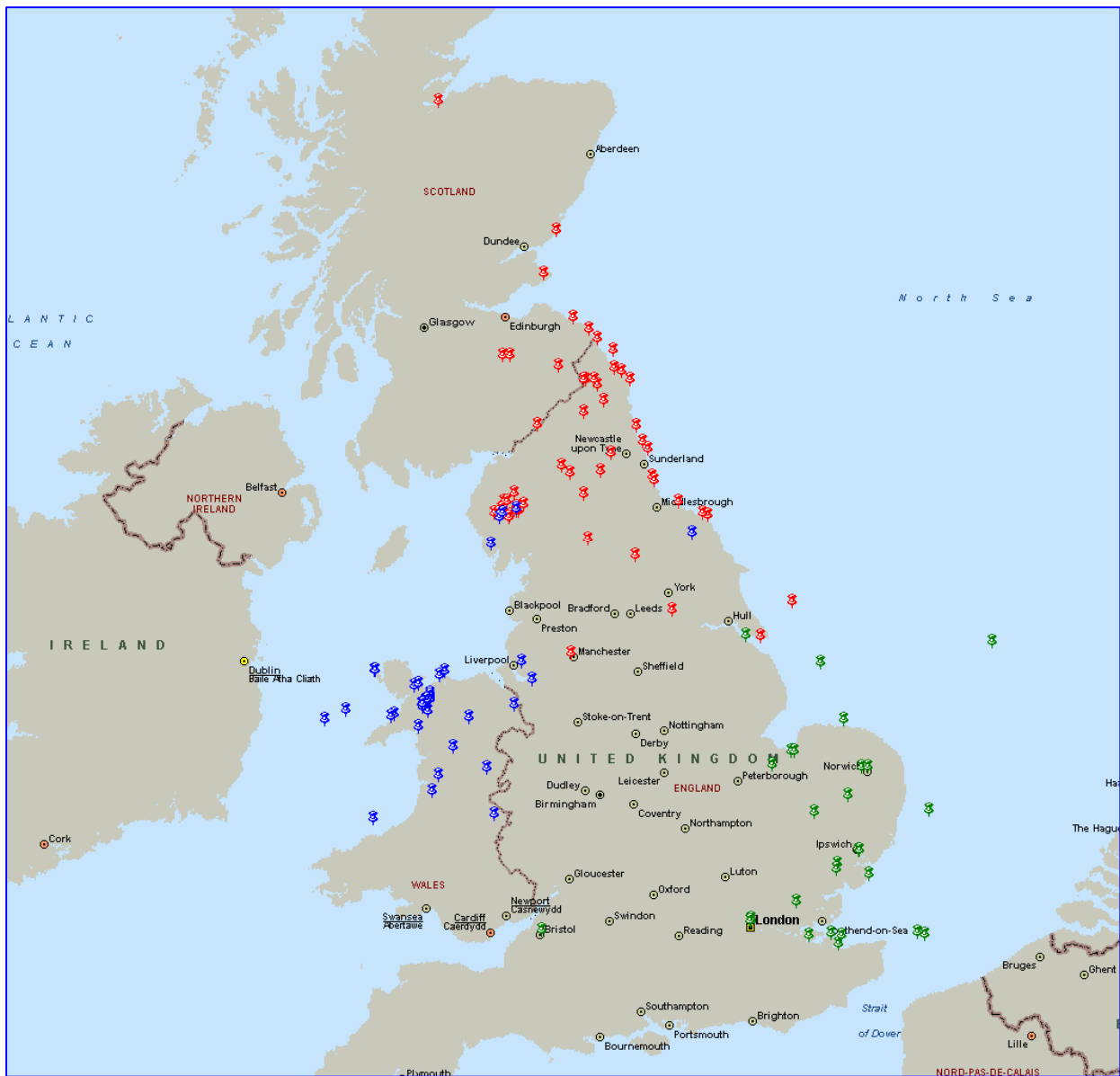
The RAF Kinloss coordination centre work closely with other agencies during many SAR operations - the Maritime & Coastguard agency forming a major part of the combined UK SAR effort. The Coastguard have four SAR helicopter units; Sumburgh (Shetland), Stornoway (Isle of Lewis), Portland and Lee-on-Solent. Their helicopter crews provide cover for civil maritime, civil aviation SAR, some land operations and military rescues.



UK SAR RAF HELICOPTER CALLOUTS




January – March 2010

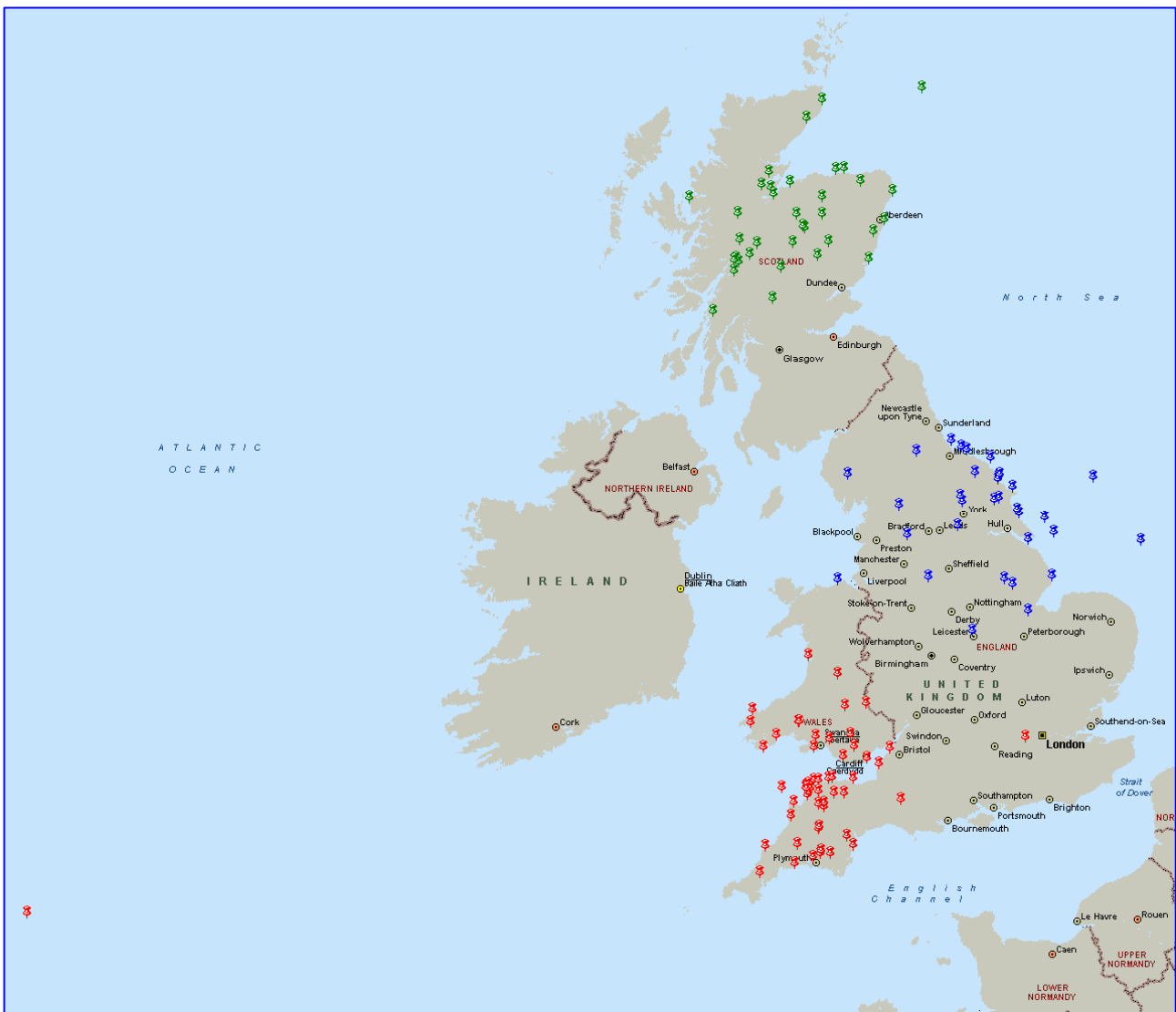
RAF Boulmer	
RAF Valley	
RAF Wattisham	



UK SAR RAF HELICOPTER CALLOUTS



January – March 2010

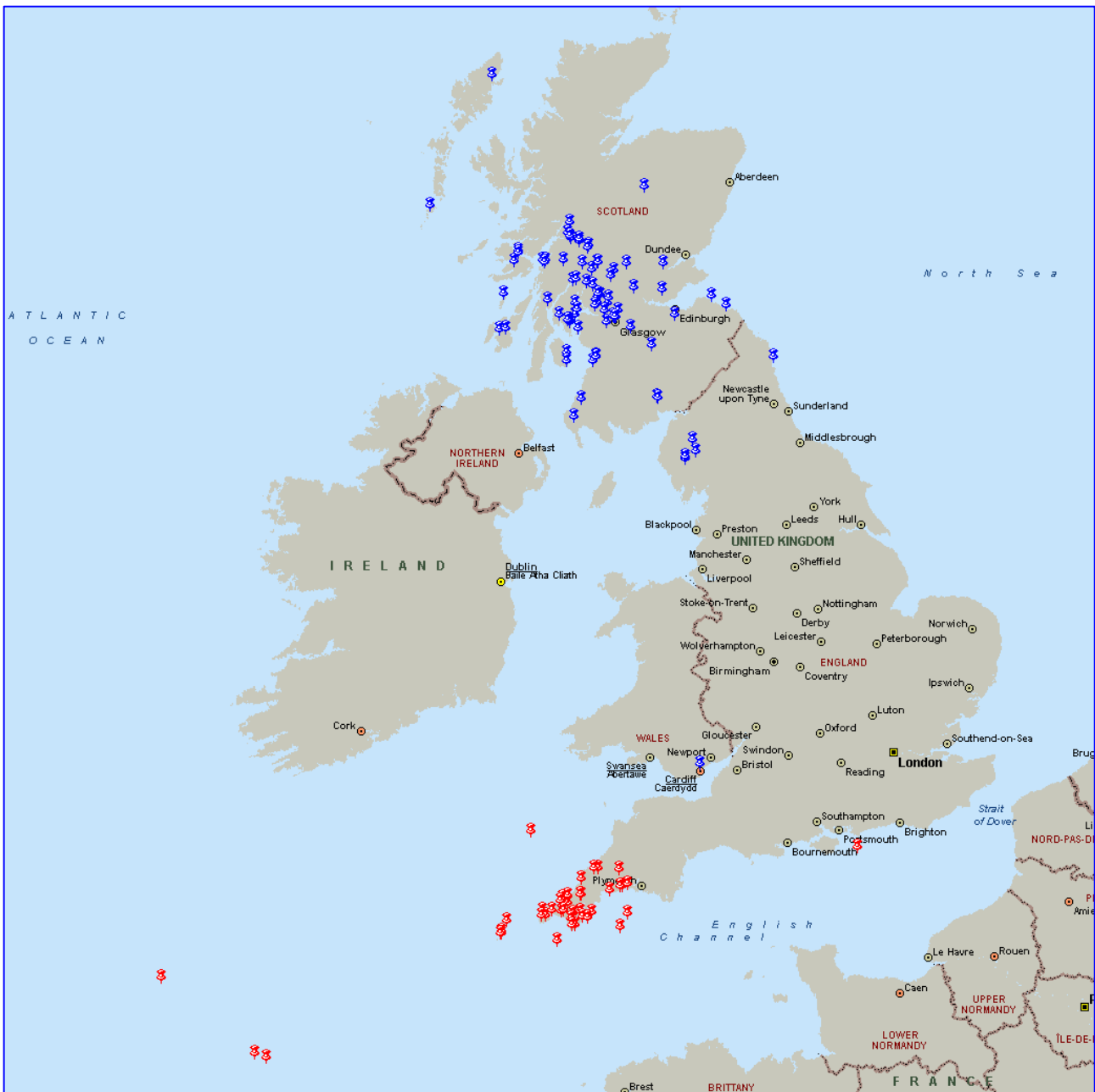
RAF Chivenor	
RAF Leconfield	
RAF Lossiemouth	



UK SAR RN HELICOPTER CALLOUTS





January – March 2010

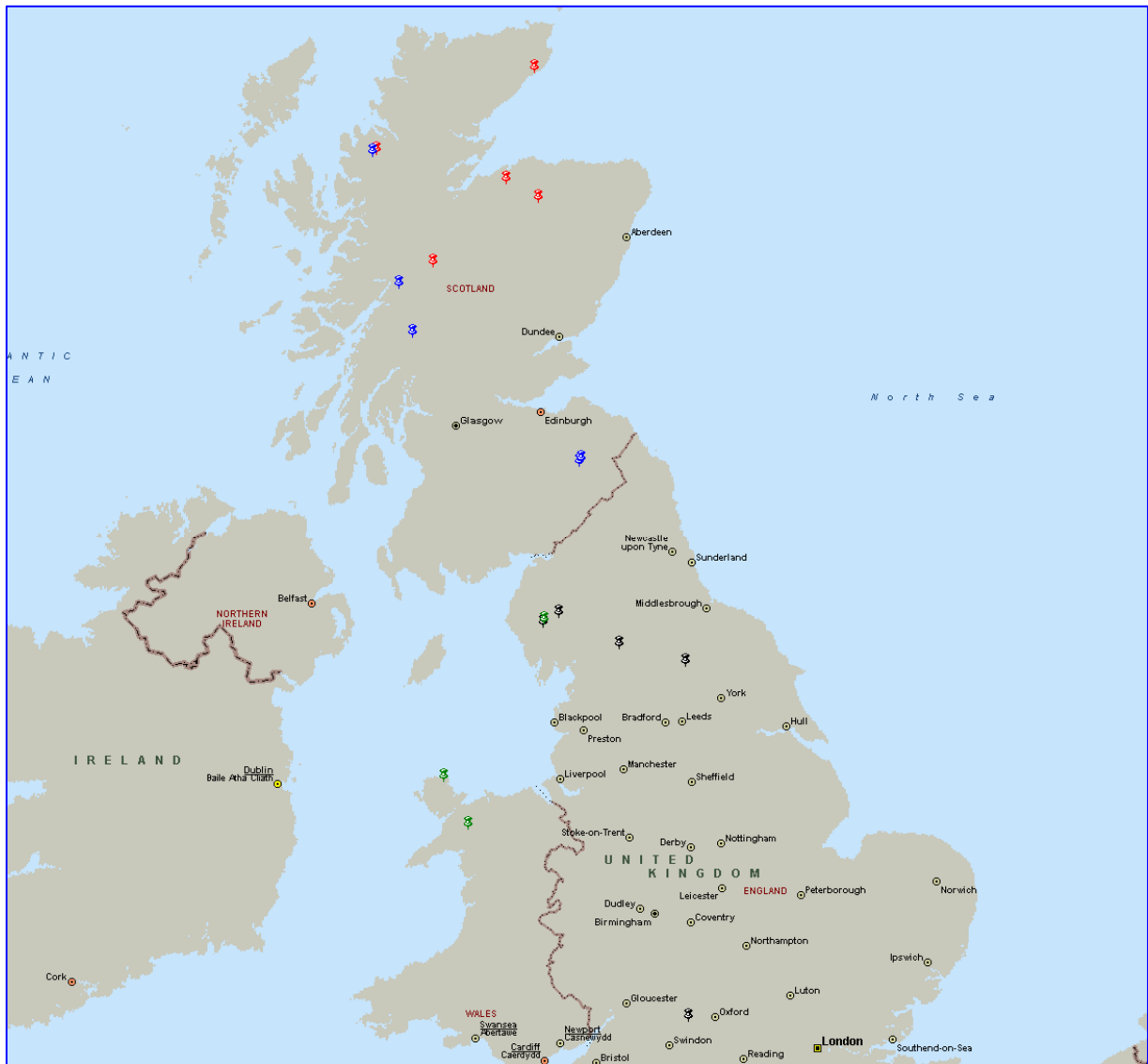
RNAS Culdrose	
HMS Gannet SAR Flt	



UK SAR MRT CALLOUTS

January - March 2010

MRT Kinloss	
MRT Leeming	
MRT Leuchars	
MRT Valley	



UK SAR FIXED WING CALLOUTS

January – March 2010

Nimrods 

