



EC Type Examination Certificate Number: **0120/ SGS0135**

Zhejiang YongTaiLong (YTL) Electronic Co., Ltd

No. 8, Kangding Road
Tongxiang
Zhejiang
China

Instrument Identification:

DDS353E

Single Phase, Active Import/Export, Electricity Meter

Instrument Traceable Number

0120/ SGS0135

has been assessed and certified as meeting the requirements of

EC Directive 2004/22/EC

on Measuring Instruments Annex B

It is certified that the manufacturer's technical design and specimen for the above instrument has been examined and, based on the evidence submitted, it is considered that the instrument conforms to the requirements of MI-003 of EC Directive 2004/22/EC

This certificate must be used in conjunction with a certificate covering the product verification as required in Annex D or Annex F.

This certificate is valid for 10 years from 27th November 2012 until 26th November 2022
Issue 1


Certification is based on report number(s)
SHES1207001818MI Issued 27th November 2012

Authorised Signature

Jan Saunders


SGS United Kingdom Limited, Notified Body 0120
Unit 202B Worle Parkway, Weston-super-Mare, BS22 6WA UK
t +44 (0)1934 522917 f +44 (0)1934 522137 www.sgs.com

Contact Address
SGS United Kingdom Ltd, Unit 10, South Industrial Estate, Bowburn, Durham, DH6 5AD UK
t +44 (0)191 377 2000 f +44 (0)191 377 2020 www.sgs.com

	EC-Type Examination Certificate Number:	
	0120/ SGS0135	
	Issue Number: 1	Dated: 14 th October 2013


1. Technical Data

Manufacturer	YTL
Meter Type	DDS353E
Voltage Rating (U_n)	230V
Current Rating ($I_{min} - I_{ref} (I_{max})$)	0,25-5(100)A
Frequency (F_n)	50Hz
Active Accuracy Class (kWh)	A or B (kWh)
Type of circuit	1p2w
Temperature Range	-25°C to +55°C
Software/ Firmware Version No Identification Location	V1.0 Nameplate
Bill Of Materials Number	DDS353E BOM Rev 1
IP Rating	IP51
Insulation Protective Class	Class II
LED Pulse Constant	1000 imp/ kWh
Impulse Voltage Rating	6kV
AC Voltage Rating	4kV
Main Cover Sealing Type	Wire & Crimp
Integrity of meter	Inaccessible without breaking seals
Intended Location of the Meter	Indoor
Type of Register	LCD
Terminal Arrangement(s)	DIN

	EC-Type Examination Certificate Number:	
	0120/ SGS0135	
	Issue Number: 1	Dated: 14 th October 2013

2. Photograph of Meter



	EC-Type Examination Certificate Number:	
	0120/ SGS0135	
	Issue Number: 1	Dated: 14 th October 2013

3. Calculation of the composite error/ MPE

During the type approval examination the influence factors for temperature, frequency and voltage are determined per load point. The table below presents the sum of the square values per load, determined via the following formula:-

$$\delta e(T, U, f) = \sqrt{(\delta e^2(T, I, \cos\phi) + \delta e^2(U, I, \cos\phi) + \delta e^2(f, I, \cos\phi))}$$


where

$\delta e(T, I, \cos\phi) =$ Additional error due to variation of the temperature at the same load

$\delta e(U, I, \cos\phi) =$ Additional error due to variation of the voltage at the same load

$\delta e(f, I, \cos\phi) =$ Additional error due to variation of the frequency at the same load

Current	PF Cos	e(U cos)	e(f cos)	-25	-10	5	30	40	55
				%MPE	%MPE	%MPE	%MPE	%MPE	%MPE
Imin	1.0	0.21	-0.14	0.62	0.39	0.27	0.18	0.17	0.28
Itr	1.0	-0.06	0.09	0.47	0.22	0.18	0.09	0.14	0.22
10ltr	1.0	0.00	-0.05	0.19	0.14	0.08	0.04	0.08	0.11
Imax	1.0	-0.03	-0.08	0.31	0.23	0.18	0.15	0.16	0.20
Itr	0.5ind	-0.24	-0.17	0.97	0.64	0.55	0.35	0.29	0.32
10ltr	0.5ind	0.02	0.14	0.41	0.31	0.25	0.27	0.28	0.37
Imax	0.5ind	-0.11	-0.19	0.51	0.37	0.25	0.08	0.06	0.14
Itr	0.8cap	0.10	-0.10	0.33	0.21	0.13	0.05	0.04	0.08
10ltr	0.8cap	-0.02	-0.04	0.19	0.16	0.13	0.13	0.13	0.15
Imax	0.8cap	-0.10	-0.12	0.40	0.35	0.32	0.30	0.29	0.29

	EC-Type Examination Certificate Number:	
	0120/ SGS0135	
	Issue Number: 1	Dated: 14 th October 2013

4. Annex of Variants

Product Variant Identification Details:

Type Designation	Description of meter
DDS353E	0,25-5(100)A - Single Phase, Active Import/Export, Electricity Meter

Modifications to the meter(s) described according to approval No.**0120/ SGS0135** must be notified to the issuing body to confirm the meter(s) continuing compliance to the relevant pattern approval standard(s).

5. Document Revision History

Issue	Date	Comments
1	14/10/2013	Initial Issue